Weatherford, Texas

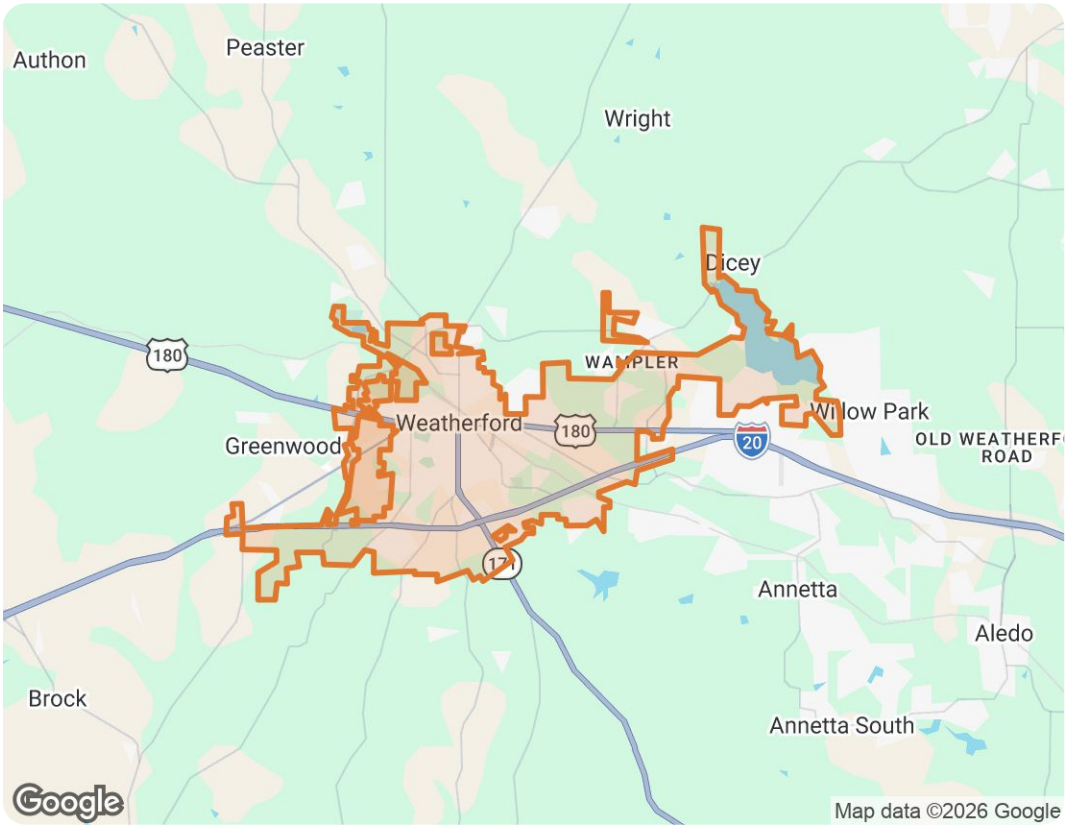



Cher Price

REALTOR | GRI

Texas Real Estate License #0543113

Work (817) 309-6230 | Mobile (817) 874-6510

Cher@CherPrice.com

www.CherPrice.com

K2 Omni Group - Exp Realty LLC

5605 North McAuthur Blvd

Irving, TX 75038

Copyright 2026 Realtors Property Resource® LLC. All Rights Reserved.
Information is not guaranteed. Equal Housing Opportunity.

Market Trends

Market Trends for Weatherford, Texas

Single Family + Condo/Townhouse/Apt.

October 2026

Market Type



Seller's Market | **Balanced Market** | Buyer's Market

Key Details

Months of Inventory	Sold to List Price %	Median Days in RPR	Median Sold Price
5.99	96.2%	60	$399,500
↑ 5.27% MoM	↓ 0.35% MoM	↑ 25% MoM	↓ 11.21% MoM

This represents an estimated sale price for this property. It is not the same as the opinion of value in an appraisal developed by a licensed appraiser under the Uniform Standards of Professional Appraisal Practice.

Copyright 2026 Realtors Property Resource® LLC. All Rights Reserved.
Information is not guaranteed. Equal Housing Opportunity.

Weatherford, Texas

October 2026 Median Estimated Property Value

Single Family + Condo/Townhouse/Apt.

This graphic displays property estimates for a market area and a subject property, where one has been selected. Estimated property values are generated by a valuation model and are not formal appraisals.

Source: Public records, and MLS sources where licensed

Update Frequency: Monthly

Median Estimated Value	Last Month Change	12 Month Change
$411,810	+1.5%	+3.3%

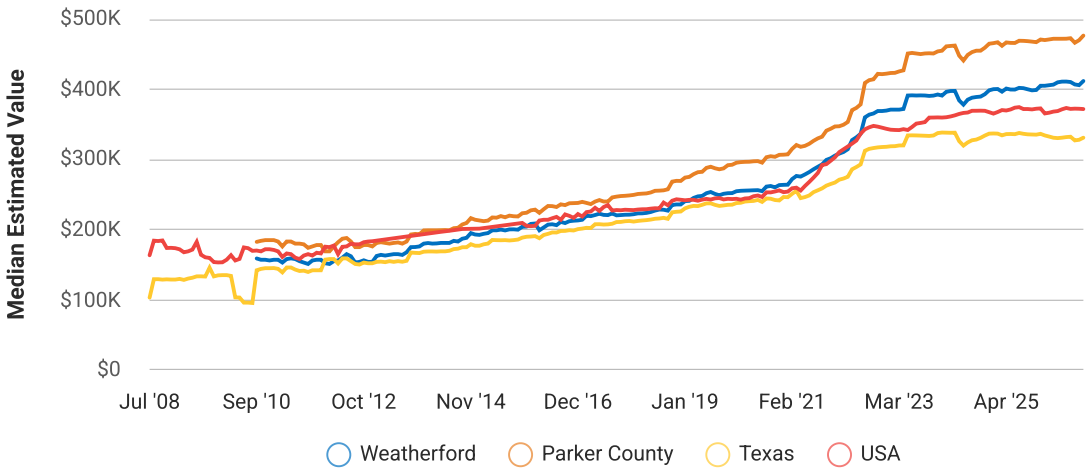

October 2026 Active Listings

Weatherford, Texas

Single Family + Condo/Townhouse/Apt.

This graphic summarizes key statistics for properties that were in an active status on the last day of each month. RPR uses list date and a derived pending date to determine if the listing was active on the last day of the month. An end-of-month snapshot of active listings helps to understand inventory levels, price points and duration on the market.

Source: Listing sources

Update Frequency: Monthly

Median List Price - $549,949

↓ 0% Month over Month

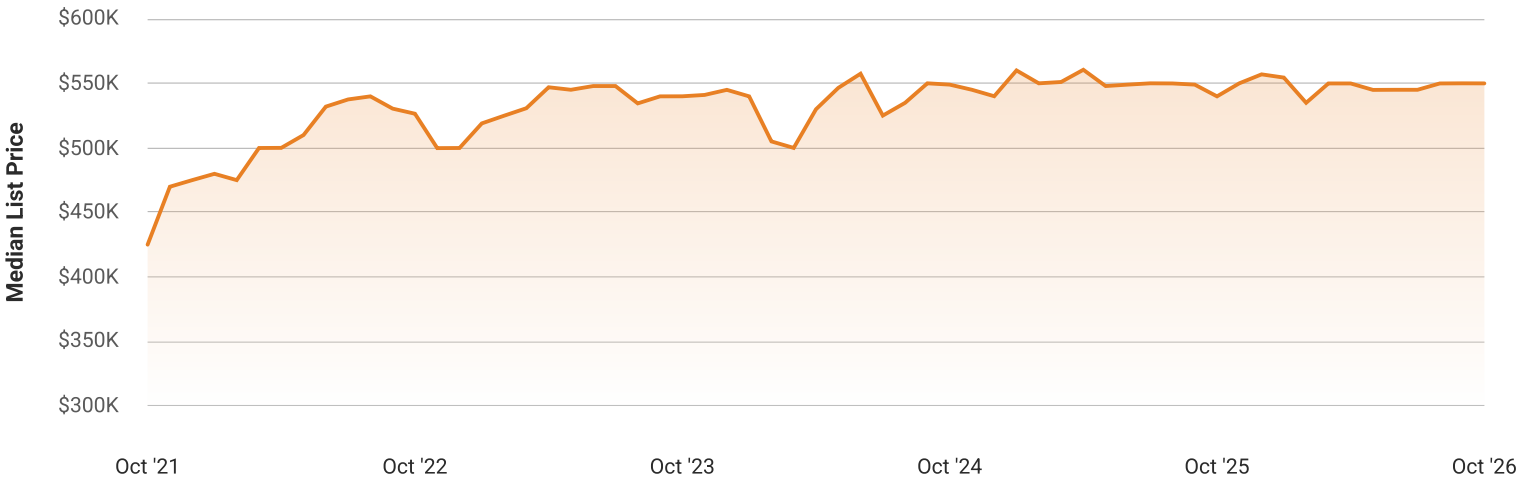

Copyright 2026 Realtors Property Resource® LLC. All Rights Reserved.
Information is not guaranteed. Equal Housing Opportunity.

Weatherford, Texas

October 2026 Sold Listings

Weatherford, Texas

Single Family + Condo/Townhouse/Apt.

This graphic summarizes key statistics for properties that sold each month. RPR uses a derived sold date to determine when a property moved into a sold status within the given month. These statistics are important for understanding the price points on sold properties as well as the difference between the list price and sold price, which reveals whether buyers are paying over or under the asking price.

Source: Listing sources

Update Frequency: Monthly

Median Sold Price - $399,500

↓ 11.2% Month over Month

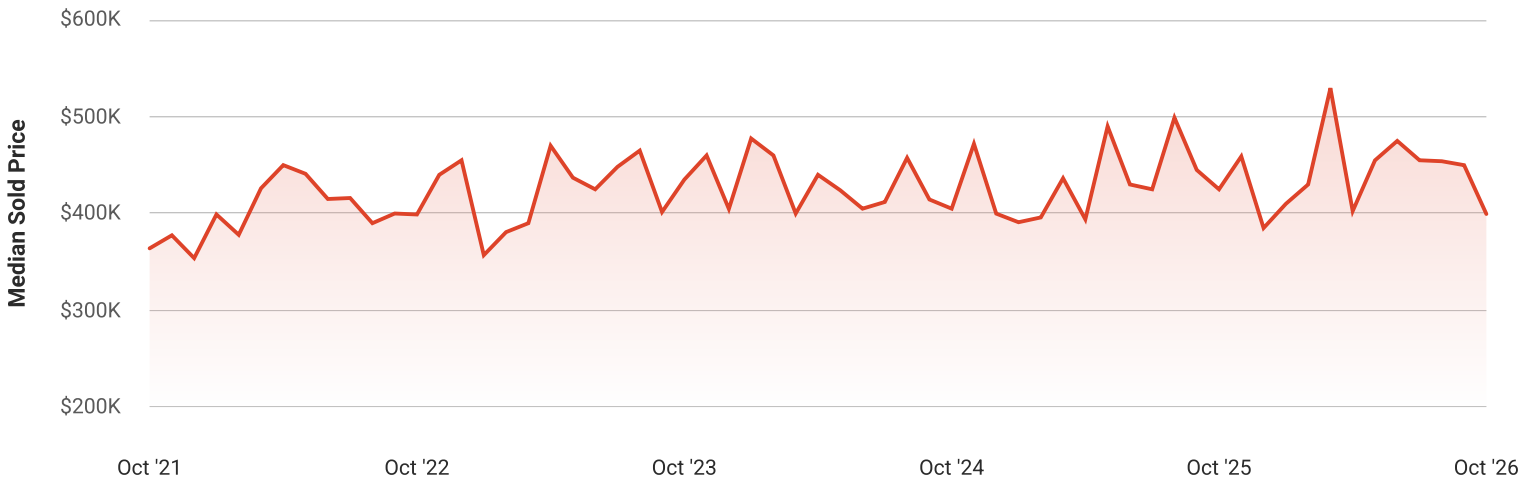

Total Sales and Active Listings in Weatherford, Texas

Single Family + Condo/Townhouse/Apt.

This graph compares the number of sales with the number of active listings in the local market.

Source: MLS data where licensed

Update Frequency: Monthly

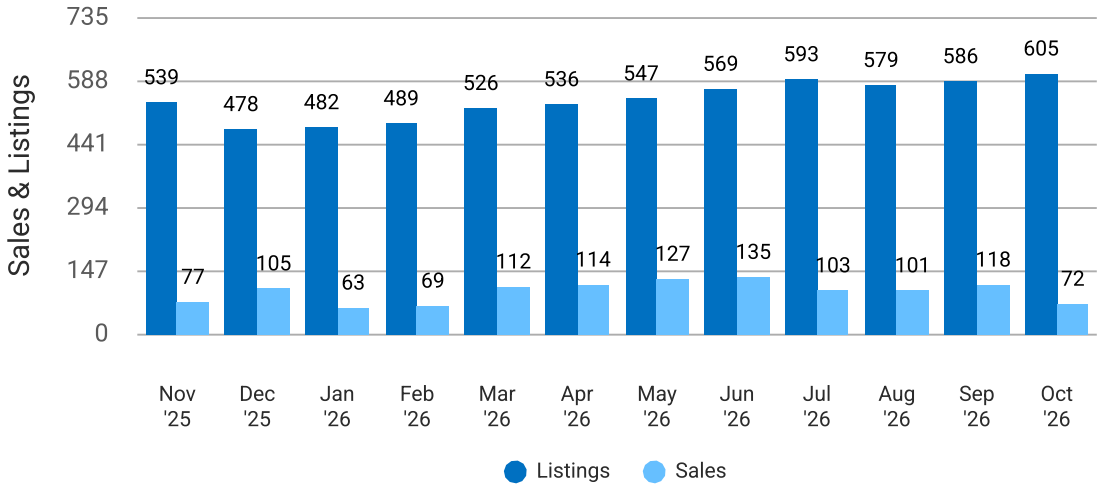

Copyright 2026 Realtors Property Resource® LLC. All Rights Reserved.
Information is not guaranteed. Equal Housing Opportunity.

Weatherford, Texas

Median Sold Price vs Sold Listings in Weatherford, Texas

Single Family + Condo/Townhouse/Apt.

This chart compares the trend of median sold price and number of sold listings for the given location.

Source: Listing Data

Update Frequency: Monthly

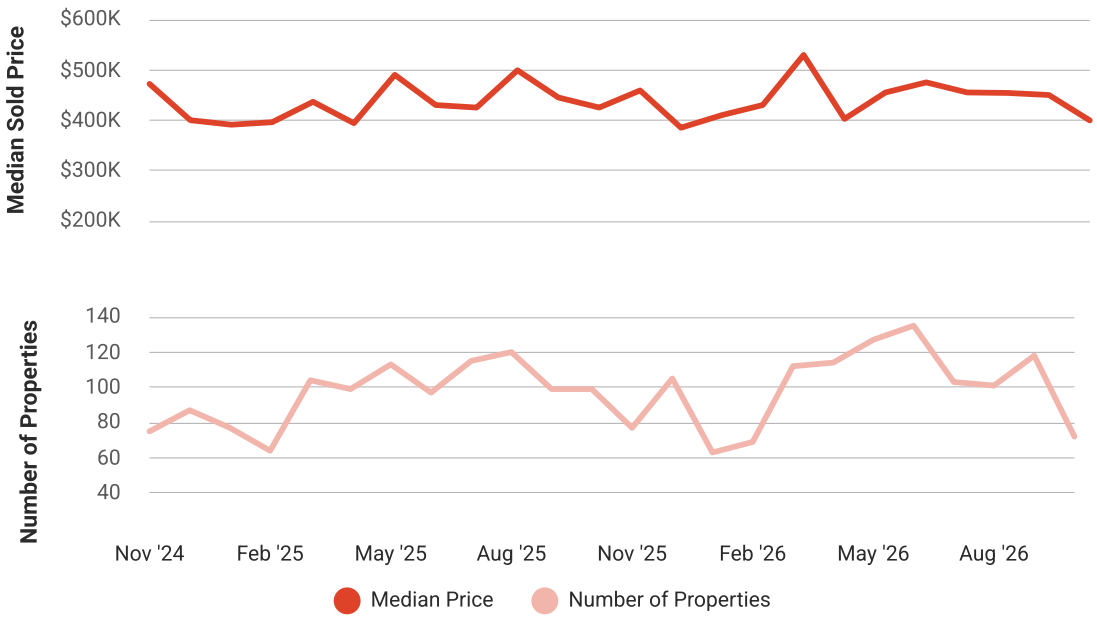

Median List Price vs Active Listings in Weatherford, Texas

Single Family + Condo/Townhouse/Apt.

This chart compares the trend of median list price and number of active properties for the given location.

Source: Listing Data

Update Frequency: Monthly

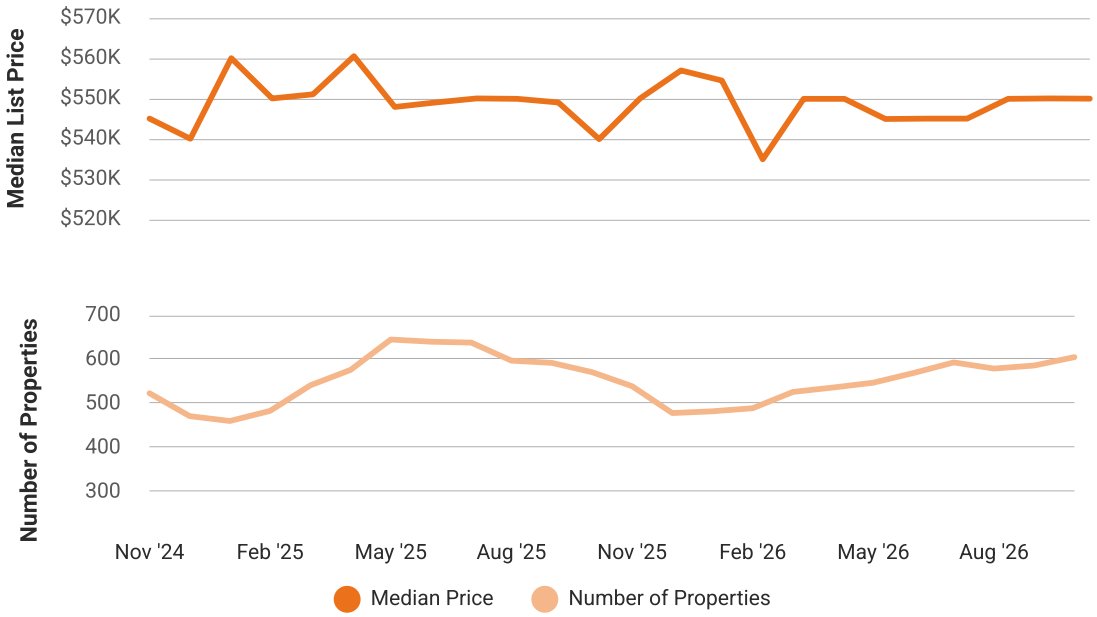

Copyright 2026 Realtors Property Resource® LLC. All Rights Reserved.
Information is not guaranteed. Equal Housing Opportunity.

Weatherford, Texas

Market Snapshot

Value and Price Changes

	Current	Last Month	Last 3 Months	Last 12 Months	Last 24 Months	Last 36 Months
Median Est. Property Value Last Updated: 10/31/2026	$411,810	$405,900 +1.46%	$410,360 +0.35%	$398,480 +3.35%	$389,570 +5.71%	$390,530 +5.45%
Median Sold Price Last Updated: 10/31/2026	$399,500	$449,949 -11.21%	$455,000 -12.2%	$425,000 -6%	$405,000 -1.36%	$435,000 -8.16%
Median List Price Last Updated: 10/31/2026	$549,949	$550,000 -0.01%	$544,990 +0.91%	$539,900 +1.86%	$549,000 +0.17%	$539,950 +1.85%

About this Data: Because some brokerages may choose not to include their MLS listing content within the RPR platform, the analysis contained in this report may not have been created using all the available listing data within this geographical market.
Median estimated property values are generated by a valuation model and are not formal appraisals. Valuations are based on public records and MLS data where licensed. The Metrics displayed here reflect **All Residential Single Family, Condo, Townhouse and Apartment properties** data.

Market Activity

Market Activity Filters

Sort Order: Days in RPR
Maximum Properties Per Change Type: 10
Change Types: New Listings, Pending, Closed, Distressed
Property Types: Single Family, Condo/Townhouse/Apt
Property Features: Sale Price: Any, Lease Price: Any, Beds: Any, Baths: Any, Living Area: Any, Lot Size (acre): Any, Year Built: Any

Copyright 2026 Realtors Property Resource® LLC. All Rights Reserved.
Information is not guaranteed. Equal Housing Opportunity.

Weatherford, Texas

Summary

For Sale Activity in the Last 12 Months

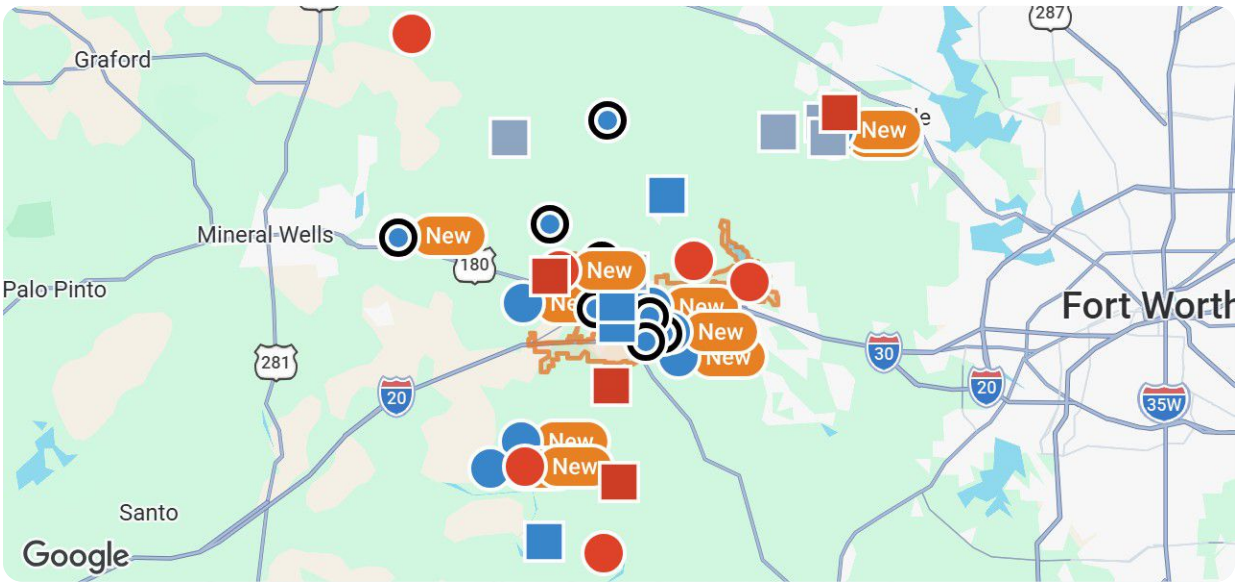

Legend

- For Sale
- For Sale Pending
- Distressed For Sale or Lease
- Recently Closed
- Distressed
- Closed, Hold, Withdrawn, Expired, or Canceled

	New	Pending	Closed	Distressed
Number of Properties	10	10	10	10
Lowest Listing Price / Est.Value	$229,500	$189,000	$10,000	$1
Median Listing Price / Est.Value	$417,000	$322,500	$603,793	$390,675
Highest Listing Price / Est.Value	$4,800,000	$650,000	$790,563	$750,000
Average Price / sqft	$365	$224	$202	$198
Median Price / sqft	$225	$229	$224	$211
Average Days in RPR	2	12	2	69
Median Days in RPR	2	8	2	68
Total Volume	$10,081,499	$3,742,800	$4,816,548	$4,205,251
Source	Listings	Listings	Public Records & Listings	Public Records & Listings

Copyright 2026 Realtors Property Resource® LLC. All Rights Reserved.
Information is not guaranteed. Equal Housing Opportunity.

Weatherford, Texas

Market Activity Breakdown

New

Source: Listings

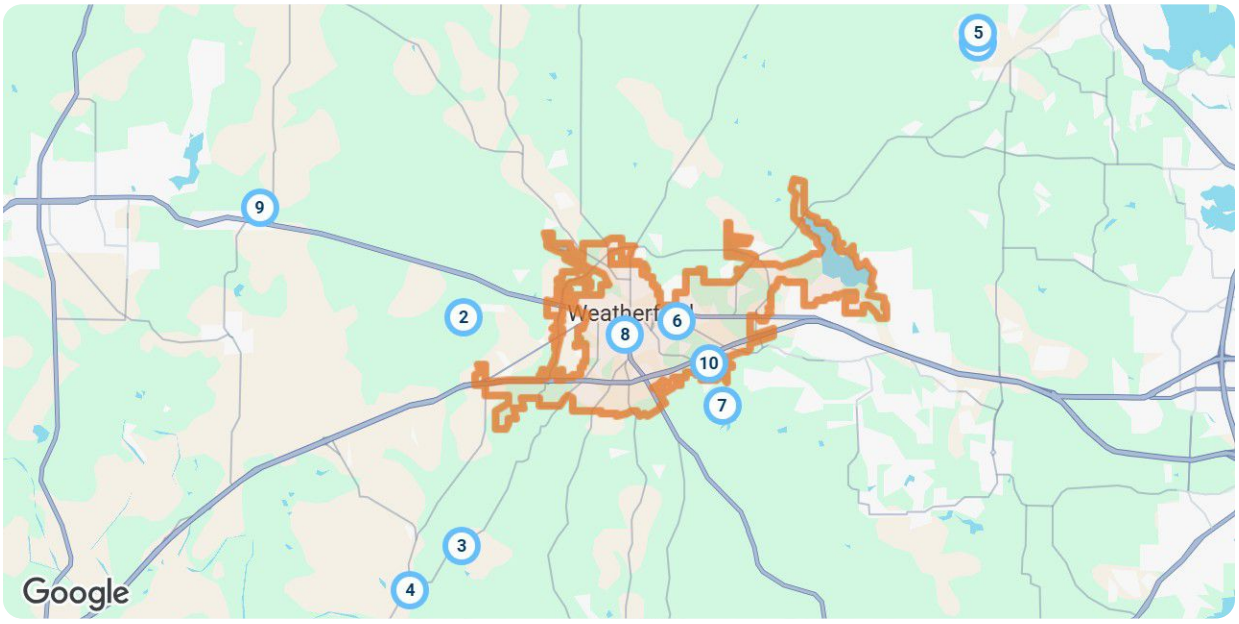

Legend

Active For Sale

New: 10 properties	Property Type	Beds / Baths	Living Area (sq ft)	Lot Size	Year Built	List Date / Days in RPR	List Price / $ Per Sq Ft
1  **908 Ellis Dr** **Weatherford, TX 76088** MLS ID: 21440355 Active / For Sale *Listing Courtesy of Cates & Company*	Single Family	3/4	2,369	2 acres	2022	11/21/2026 1 day	$1,290,000 $545/sq ft
2  **513 N Rusk St** **Weatherford, TX 76086** MLS ID: 21441612 Active / For Sale *Listing Courtesy of DM Global Realty*	Single Family	3/2	1,454	5,488 sqft	2004	11/21/2026 1 day	$279,000 $192/sq ft
3  **2030 Bay Laurel Dr** **Weatherford, TX 76086** MLS ID: 21440325 Active / For Sale *Listing Courtesy of eXp Realty, LLC*	Single Family	3/2	2,018	10,672 sqft	2014	11/20/2026 2 days	$375,000 $186/sq ft
4  **1220 Briarwood St** **Weatherford, TX 76087** MLS ID: 21441181 Active / For Sale *Listing Courtesy of Ivy House Realty*	Single Family	4/3	1,947	5.91 acres	1977	11/20/2026 2 days	$895,000 $460/sq ft
5  **2608 N Fm 113** **Weatherford, TX 76088** MLS ID: 21441060 Active / For Sale *Listing Courtesy of Purselley Ranch & Residential*	Single Family	2/2	1,776	1.25 acres	1956	11/20/2026 2 days	$399,999 $225/sq ft

Copyright 2026 Realtors Property Resource® LLC. All Rights Reserved.
Information is not guaranteed. Equal Housing Opportunity.

Weatherford, Texas

New: 10 properties	Property Type	Beds / Baths	Living Area (sq ft)	Lot Size	Year Built	List Date / Days in RPR	List Price / $ Per Sq Ft
6  **6600 Fm 920** **Weatherford, TX 76088** MLS ID: 21440145 Active / For Sale *Listing Courtesy of Briggs Freeman Sotheby's Int'l*	Single Family	4/6	4,400	40 acres	2017	11/20/2026 2 days	$4,800,000 $1,091/sq ft
7  **828 Jane Ln** **Weatherford, TX 76085** MLS ID: 21441220 Active / For Sale *Listing Courtesy of Texas Property Brokers, LLC*	Single Family	3/2	2,026	1 acre	1986	11/20/2026 2 days	$425,000 $210/sq ft
8  **1805 Abelia Ln** **Weatherford, TX 76086** MLS ID: 21439213 Active / For Sale *Listing Courtesy of Keller Williams Heritage West*	Single Family	4/3	2,687	8,494 sqft	2022	11/19/2026 3 days	$409,000 $152/sq ft
9  **1035 Estancia Blvd** **Weatherford, TX 76088** MLS ID: 21440005 Active / For Sale *Listing Courtesy of Cates & Company*	Single Family	4/3	–	1.07 acres	2025	11/19/2026 3 days	$979,000 –/sq ft
10  **609 Eureka St** **Weatherford, TX 76086** MLS ID: 21440099 Active / For Sale *Listing Courtesy of Rutledge Realty Group, LLC*	Single Family	3/2	1,008	0.48 acres	1969	11/19/2026 3 days	$229,500 $228/sq ft

Pending

Source: Listings

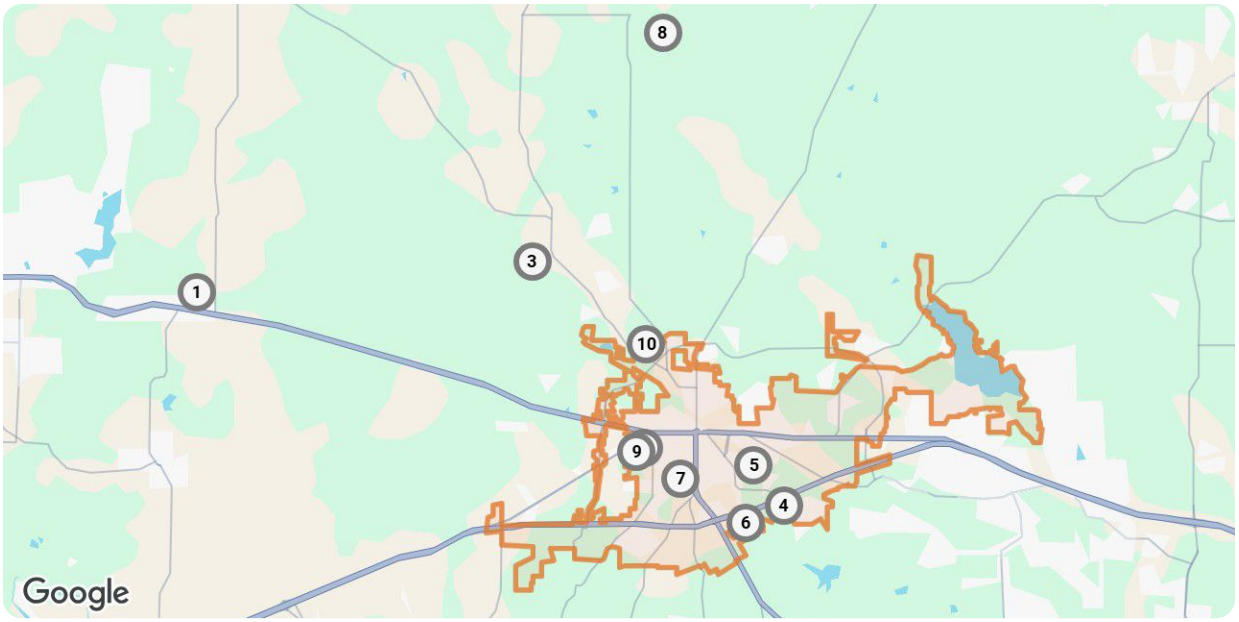

Legend

Pending

Copyright 2026 Realtors Property Resource® LLC. All Rights Reserved.
Information is not guaranteed. Equal Housing Opportunity.

Weatherford, Texas

	Pending: 10 properties	Property Type	Beds / Baths	Living Area (sq ft)	Lot Size / Year Built	List Date	List Price / $ Per Sq Ft	Pending Date / Days in RPR
1	 **607 W Water St** **Weatherford, TX 76086** MLS ID: 21423923 Pending / For Sale *Listing Courtesy of RE/MAX Trinity*	Single Family	2/1	1,200	0.53 acres 1963	10/29/2026	$189,000 $158/sq ft	11/4/2026 6 days
2	 **1074 Knoxmiller Ct** **Weatherford, TX 76088** MLS ID: 21421063 Pending / For Sale *Listing Courtesy of Blanks Realty*	Single Family	3/2	–	1.08 acres 2022	10/27/2026	$509,900 –/sq ft	10/31/2026 4 days
3	 **4409 Tin Top Rd** **Weatherford, TX 76087** MLS ID: 21421086 Pending / For Sale *Listing Courtesy of Seay Real Estate LLC*	Single Family	2/1	1,050	0.69 acres 1968	10/26/2026	$285,000 $271/sq ft	11/1/2026 6 days
4	 **241 Water Oak Ln** **Weatherford, TX 76086** MLS ID: 21417087 Pending / For Sale *Listing Courtesy of Collins Real Estate Group*	Single Family	3/2	1,516	0.29 acres 2005	10/21/2026	$300,000 $198/sq ft	10/24/2026 3 days
5	 **411 W Spring St** **Weatherford, TX 76086** MLS ID: 21407550 Pending / For Sale *Listing Courtesy of HARBCO Realty*	Single Family	3/2	1,266	8,450 sqft 1998	10/15/2026	$290,000 $229/sq ft	11/9/2026 25 days
6	 **1832 Town Creek Cir** **Weatherford, TX 76086** MLS ID: 21387934 Pending / For Sale *Listing Courtesy of HARBCO Realty*	Single Family	3/2	1,669	8,145 sqft 2016	10/14/2026	$349,000 $209/sq ft	11/2/2026 19 days
7	 **2122 Valley Dr** **Weatherford, TX 76087** MLS ID: 21409999 Pending / For Sale *Listing Courtesy of eXp Realty LLC*	Single Family	4/2	1,848	0.26 acres 2016	10/14/2026	$345,000 $187/sq ft	10/26/2026 12 days
8	 **1228 S Brazos St** **Weatherford, TX 76086** MLS ID: 21410495 Pending / For Sale *Listing Courtesy of Lewis Real Estate Group*	Single Family	3/2	1,058	10,672 sqft 1958	10/13/2026	$259,900 $246/sq ft	10/20/2026 7 days
9	 **2045 Glenhollow Dr** **Weatherford, TX 76088** MLS ID: 21409221 Pending / For Sale *Listing Courtesy of Keller Williams Realty*	Single Family	4/3	2,378	2 acres 2024	10/12/2026	$650,000 $273/sq ft	10/21/2026 9 days
10	 **1067 Caballero Ct** **Weatherford, TX 76087** MLS ID: 21408573 Pending / For Sale *Listing Courtesy of eXp Realty, LLC*	Single Family	4/3	2,293	2 acres 2020	10/9/2026	$565,000 $246/sq ft	11/11/2026 33 days

Copyright 2026 Realtors Property Resource® LLC. All Rights Reserved.
Information is not guaranteed. Equal Housing Opportunity.

Weatherford, Texas

Closed

Source: Public Records and Listings

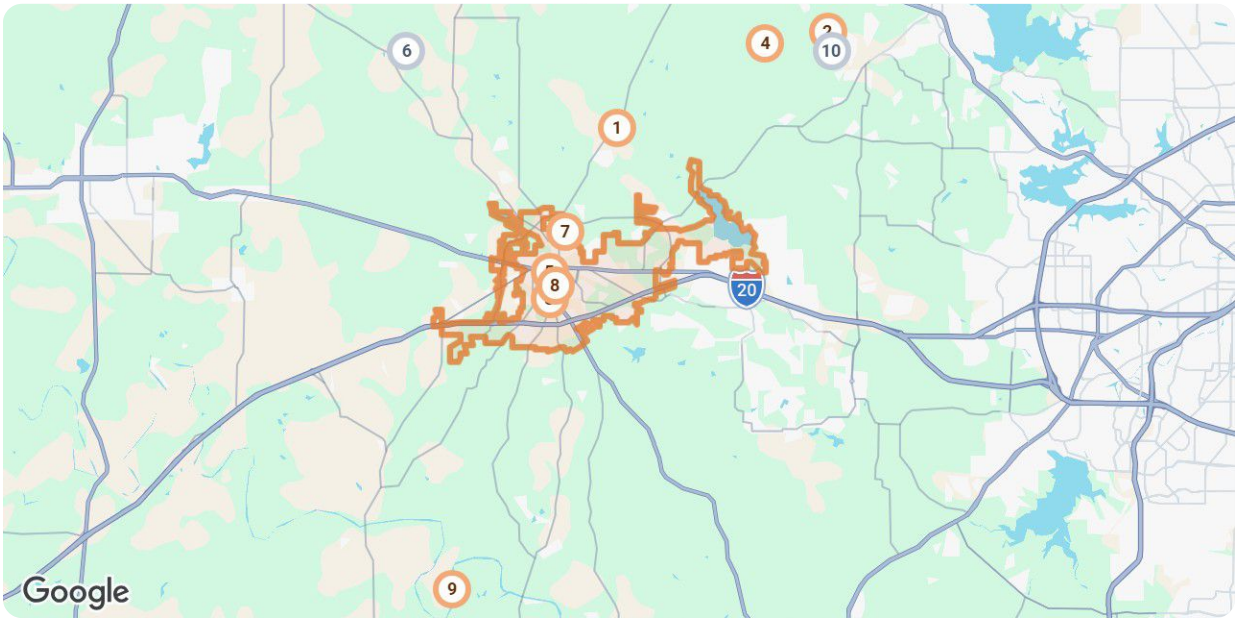

Legend

- Closed
- Off Market, Hold, Withdrawn, Expired, or Canceled

Closed: 10 properties	Property Type	Beds / Baths	Living Area (sq ft)	Lot Size / Year Built	Closed Date / Days in RPR	Closed Price / $ Per Sq Ft	List to Sold Price %
1  **412 Texas Sage Trl** **Weatherford, TX 76085** MLS ID: 21316917 Closed / For Sale *Courtesy of NTex Realty, LP*	Single Family	4/3	3,104	2.1 acres 2026	6/30/2026 – days	$662,585 $213/sq ft	–
2  **695 Bent Tree Ln** **Weatherford, TX 76085** MLS ID: 21223264 Closed / For Sale *Courtesy of HomesUSA.com*	Single Family	3/3	2,576	1 acre 2026	3/27/2026 1 day	$669,400 $260/sq ft	–
3  **1304 S Brazos St** **Weatherford, TX 76086** MLS ID: 21287252 Closed / For Sale *Courtesy of CLARK REAL ESTATE GROUP*	Single Family	3/2	2,374	0.52 acres 1958	6/30/2026 – days	$375,000 $158/sq ft	–
4  **209 Tankhouse Ter** **Weatherford, TX 76085** MLS ID: 21190343 Closed / For Sale *Courtesy of Barns Brokerage, Inc*	Single Family	4/3	2,706	2.01 acres 2025	2/26/2026 – days	$790,563 $292/sq ft	–
5  **414 W Columbia St** **Weatherford, TX 76086** MLS ID: 21407316 Closed / For Sale *Courtesy of Terin Realty*	Single Family	4/2	3,132	0.29 acres 1896	10/9/2026 – days	$680,000 $217/sq ft	↓ 0.73%

Copyright 2026 Realtors Property Resource® LLC. All Rights Reserved.
Information is not guaranteed. Equal Housing Opportunity.

Weatherford, Texas

Closed: 10 properties	Property Type	Beds / Baths	Living Area (sq ft)	Lot Size / Year Built	Closed Date / Days in RPR	Closed Price / $ Per Sq Ft	List to Sold Price %
6  **226 Falcon Dr** **Weatherford, TX 76088** MLS ID: 21130545 Closed / For Sale *Courtesy of Randy White Real Estate Svcs*	Single Family	3/3	2,440	4.03 acres 2011	12/15/2025 – days	$675,000 $277/sq ft	–
7  **305 E 8th St** **Weatherford, TX 76086** MLS ID: 21173779 Closed / For Sale *Courtesy of Trinity Country Real Estate*	Single Family	3/2	1,270	0.38 acres 2006	2/13/2026 2 days	$309,000 $225/sq ft	–
8  **207 Cleveland Ave** **Weatherford, TX 76086** MLS ID: 21243328 Closed / For Sale *Courtesy of Cates & Company*	Single Family	2/1	870	9,147 sqft –	5/22/2026 4 days	$100,000 $115/sq ft	↓ 16.67%
9  **7044 Horseshoe Bend Trl** **Weatherford, TX 76087** MLS ID: 21404815 Closed / For Sale *Courtesy of CENTURY 21 Judge Fite*	Single Family	–/1	648	6,577 sqft 1970	10/15/2026 1 day	$10,000 $15/sq ft	–
10  **313 Oak Meadow Ln** **Weatherford, TX 76085** MLS ID: 21145398 Closed / For Sale *Courtesy of Doty Real Estate LLC*	Single Family	4/3	2,359	1 acre 2022	1/16/2026 – days	$545,000 $234/sq ft	↓ 0.91%

Distressed

Source: Public Records and Listings

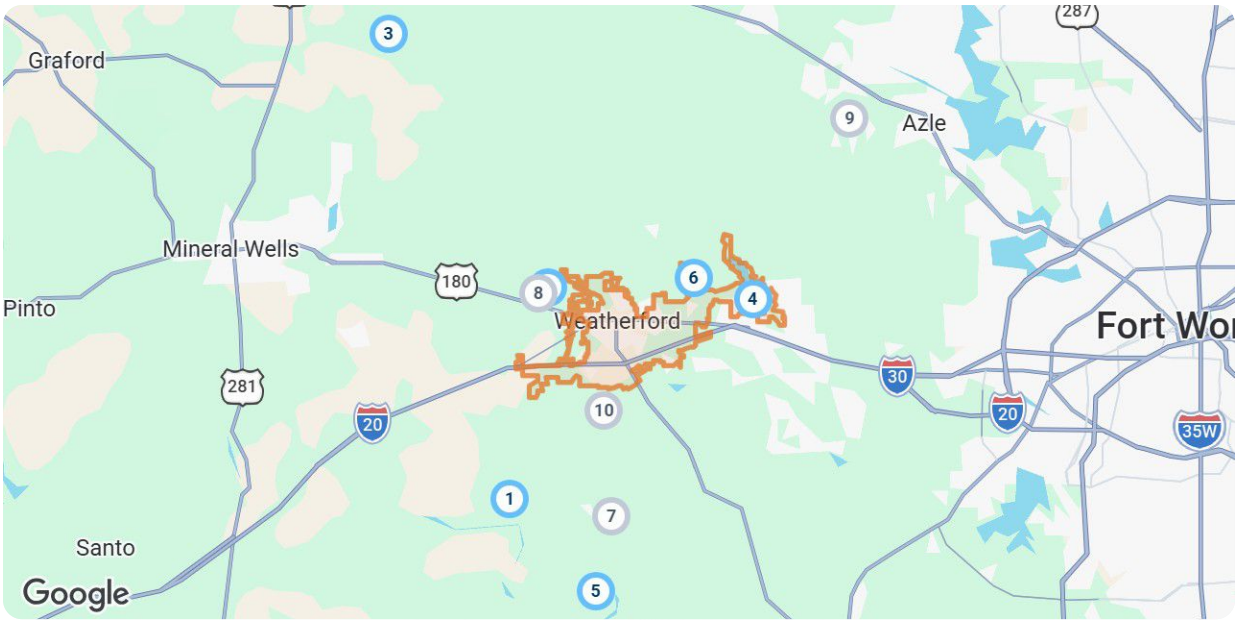

Legend

- Active For Sale
- Off Market, Hold, Withdrawn, Expired, or Canceled

Copyright 2026 Realtors Property Resource® LLC. All Rights Reserved.
Information is not guaranteed. Equal Housing Opportunity.

Weatherford, Texas

	Distressed: 10 properties	Property Type	Beds / Baths	Living Area (sq ft)	Lot Size / Year Built	List Date / Days in RPR	List Price / $ Per Sq Ft	Distressed Date / Type
1	 **1247 Eagles Bluff Dr** **Weatherford, TX 76087** MLS ID: 62710779 Active / For Sale *Listing Courtesy of Jane Byrd Properties International LLC*	Single Family	4/4	2,706	2.01 acres 2020	11/5/2026 17 days	$700,000 $259/sq ft	7/18/2026 Notice of Foreclosure Sale
2	 **124 True Grit Ct** **Weatherford, TX 76088** MLS ID: 21415352 Active / For Sale *Listing Courtesy of Beycome Brokerage Realty LLC*	Single Family	4/5	4,658	3.3 acres 2008	10/19/2026 34 days	$750,000 $161/sq ft	8/13/2026 Standard Sale
3	 **1401 Indian Camp Rd** **Weatherford, TX 76088** MLS ID: 21408712 Active / For Sale *Listing Courtesy of Mitchell Real Estate & Mgt, LL*	Single Family	1/2	1,200	8.03 acres 2004	10/9/2026 44 days	$1 –/sq ft	9/3/2026 In Foreclosure
4	 **120 Marina View Ct** **Weatherford, TX 76087** MLS ID: 21367055 Active / For Sale *Listing Courtesy of Roxie Davidson Real Estate*	Single Family	3/2	1,178	8,450 sqft –	8/22/2026 92 days	$327,000 $278/sq ft	7/2/2026 Standard Sale
5	 **322 Hillcroft Dr** **Weatherford, TX 76087** MLS ID: 21352608 Active / For Sale *Listing Courtesy of Realty Right*	Single Family	2/2	1,060	8,232 sqft 1986	8/7/2026 107 days	$165,000 $156/sq ft	7/13/2026 Notice of Foreclosure Sale
6	 **2102 Hill Top Cir** **Weatherford, TX 76085** MLS ID: 21343955 Active / For Sale *Listing Courtesy of KLT REAL ESTATE, LLC*	Single Family	3/2	1,209	2.3 acres 1979	7/28/2026 117 days	$339,900 $281/sq ft	7/16/2026 Standard Sale
7	 **107 Cedar Rd** **Weatherford, TX 76087** Off Market / Public Record	Single Family	–/–	2,328	1.02 acres 1979	– – days	– $183/sq ft	9/15/2026 Notice of Foreclosure Sale
8	 **158 Scott Ln** **Weatherford, TX 76085** Off Market / Public Record	Single Family	–/–	2,858	1 acre 1999	– – days	– $211/sq ft	7/23/2026 Notice of Foreclosure Sale
9	 **611 Harmony Rd** **Weatherford, TX 76087** Off Market / Public Record	Single Family	–/–	2,559	1 acre 2010	– – days	– $211/sq ft	10/1/2026 Notice of Foreclosure Sale
10	 **220 Sanchez Creek Dr** **Weatherford, TX 76088** Off Market / Public Record	Single Family	–/–	1,462	2.33 acres 1991	– – days	– $243/sq ft	7/14/2026 Notice of Foreclosure Sale

Copyright 2026 Realtors Property Resource® LLC. All Rights Reserved.
Information is not guaranteed. Equal Housing Opportunity.

Weatherford, Texas

Summary

For Lease Activity in the Last 12 Months

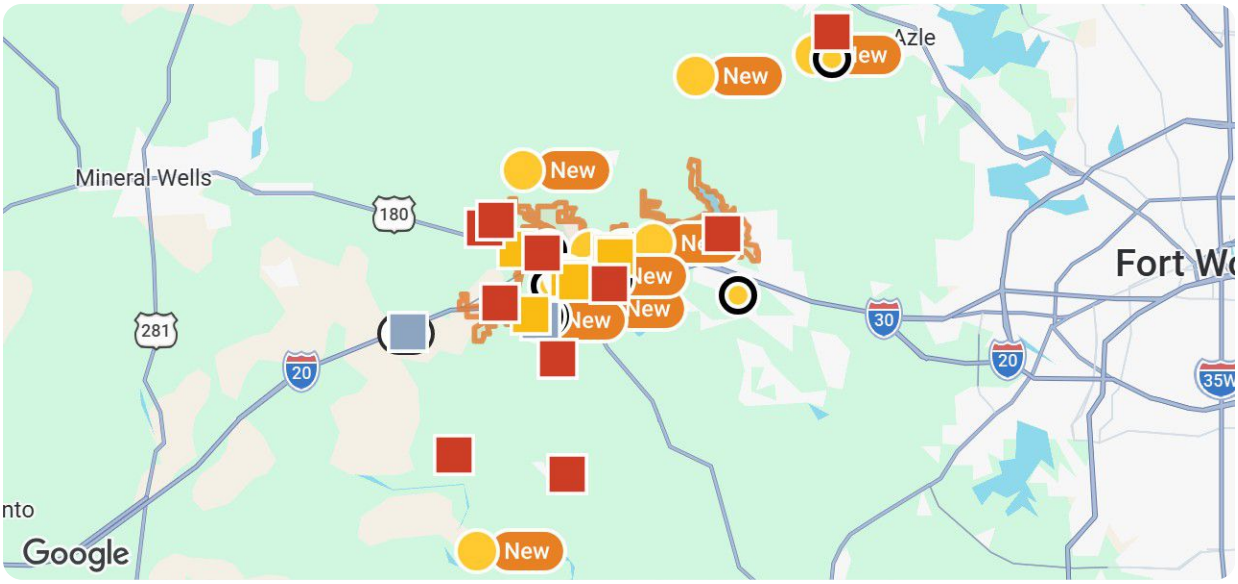

Legend

- For Lease
- For Lease Pending
- Distressed
- Recently Leased
- Closed, Hold, Withdrawn, Expired, or Canceled

	New	Pending	Closed	Distressed
Number of Properties	10	7	10	10
Lowest Listing Price / Est.Value	$1,100	$1,299	$1,175	$262,180
Median Listing Price / Est.Value	$2,000	$1,595	$2,258	$433,185
Highest Listing Price / Est.Value	$3,400	$2,350	$2,700	$847,000
Average Price / sqft	$1	$1	$1	$219
Median Price / sqft	$1	$1	$1	$211
Average Days in RPR	6	55	2	–
Median Days in RPR	6	43	3	–
Total Volume	$20,710	$11,944	$17,290	$4,898,730
Source	Listings	Listings	Public Records & Listings	Public Records & Listings

Copyright 2026 Realtors Property Resource® LLC. All Rights Reserved.
Information is not guaranteed. Equal Housing Opportunity.

Weatherford, Texas

Market Activity Breakdown

New

Source: Listings

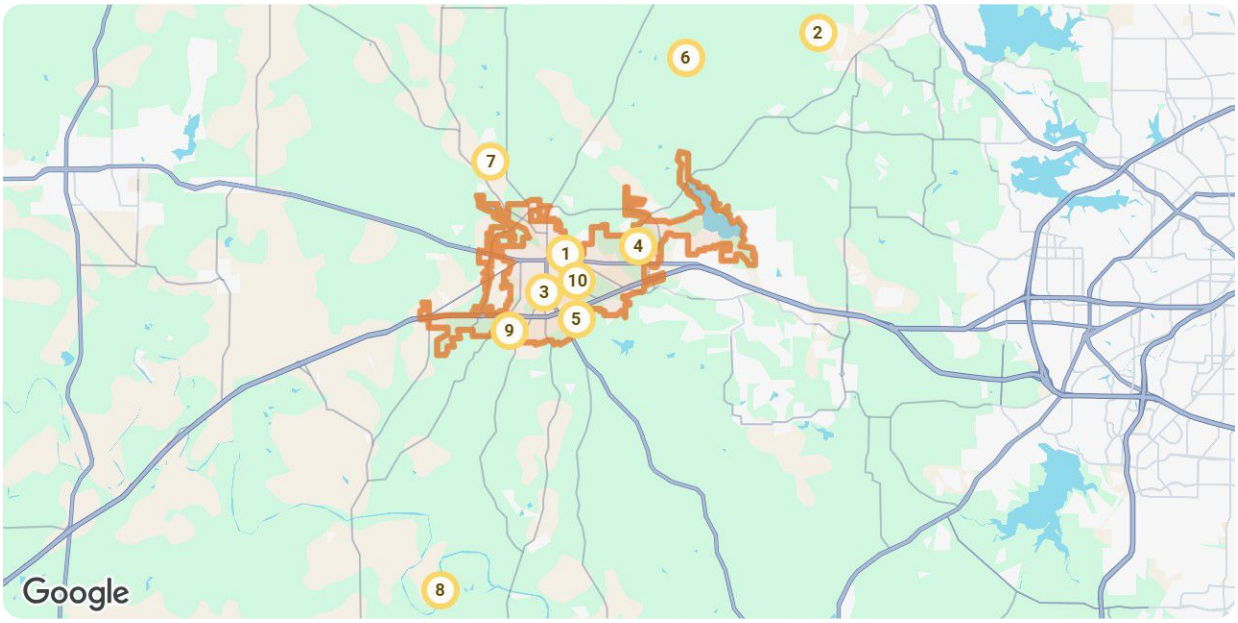

Legend

Active For Lease

New: 10 properties	Property Type	Beds / Baths	Living Area (sq ft)	Lot Size	Year Built	List Date / Days in RPR	List Price / $ Per Sq Ft
1  **1110 Curtis Dr** **Weatherford, TX 76086** MLS ID: 21440660 Active / For Lease *Courtesy of CENTURY 21 Judge Fite Mgmt. Co*	Condo/Townhouse/Apt.	2/2	2,006	5,314 sqft	1984	11/20/2026 2 days	$1,295 mo. $1/sq ft
2  **507 S Lamar St** **Weatherford, TX 76086** MLS ID: 21440139 Active / For Lease *Courtesy of Kirkpatrick Realty*	Single Family	3/2	1,553	4,399 sqft	1975	11/20/2026 2 days	$1,800 mo. $1/sq ft
3  **1109 Lynn St** **Weatherford, TX 76086** MLS ID: 21439281 Active / For Lease *Courtesy of CENTURY 21 Judge Fite Mgmt. Co*	Condo/Townhouse/Apt.	2/1	1,824	6,272 sqft	1984	11/18/2026 4 days	$1,175 mo. $1/sq ft
4  **215 Price Ln** **Weatherford, TX 76085** MLS ID: 21438434 Active / For Lease *Courtesy of Keller Williams Heritage West*	Condo/Townhouse/Apt.	1/1	8,256	2.09 acres	2020	11/17/2026 5 days	$1,100 mo. –/sq ft
5  **702 W Spring St** **Weatherford, TX 76086** MLS ID: 21438696 Active / For Lease *Courtesy of Ivy House Realty*	Single Family	3/3	2,149	0.45 acres	1930	11/17/2026 5 days	$3,400 mo. $2/sq ft

Copyright 2026 Realtors Property Resource® LLC. All Rights Reserved.
Information is not guaranteed. Equal Housing Opportunity.

Weatherford, Texas

New: 10 properties	Property Type	Beds / Baths	Living Area (sq ft)	Lot Size	Year Built	List Date / Days in RPR	List Price / $ Per Sq Ft
6  **1105 Thistle Hill Trl** **Weatherford, TX 76087** MLS ID: 21435950 Active / For Lease *Courtesy of The Bryants Co, Weatherford*	Single Family	4/2	2,300	8,712 sqft	2006	11/16/2026 6 days	$2,850 mo. $1/sq ft
7  **1301 Thistle Hill Trl** **Weatherford, TX 76087** MLS ID: 21437080 Active / For Lease *Courtesy of Citiwide Alliance Realty*	Single Family	5/3	–	7,535 sqft	2022	11/16/2026 6 days	$3,000 mo. –/sq ft
8  **1202 W Ball St** **Weatherford, TX 76086** MLS ID: 21436016 Active / For Lease *Courtesy of The Atkins Agency*	Single Family	3/2	1,914	0.3 acres	1976	11/13/2026 9 days	$2,495 mo. $1/sq ft
9  **111 Churchill Cir** **Weatherford, TX 76085** MLS ID: 21437856 Active / For Lease *Courtesy of KINGDOM Real Estate*	Single Family	3/2	1,606	1.23 acres	2005	11/13/2026 9 days	$2,200 mo. $1/sq ft
10  **301 S Blue Jay Ct** **Weatherford, TX 76088** MLS ID: 21434956 Active / For Lease *Courtesy of RDE Capital Group, LLC*	Condo/Townhouse/Apt.	3/2	2,340	1 acre	2020	11/12/2026 10 days	$1,395 mo. $1/sq ft

Pending

Source: Listings

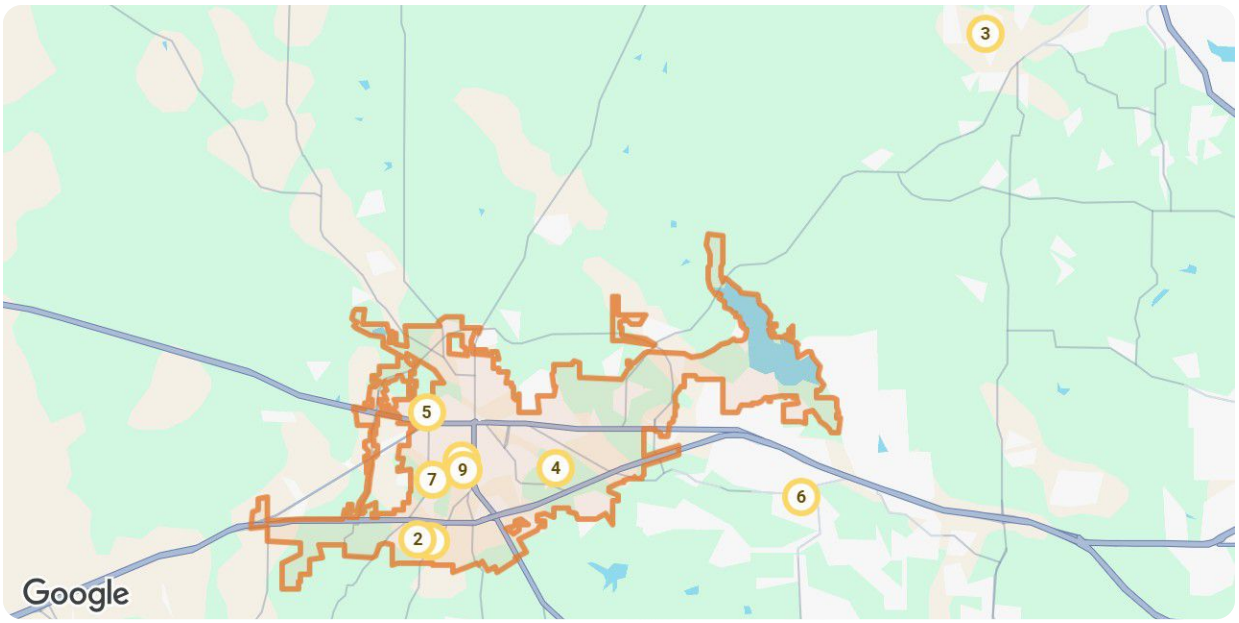

Legend

Active For Lease

Copyright 2026 Realtors Property Resource® LLC. All Rights Reserved.
Information is not guaranteed. Equal Housing Opportunity.

Weatherford, Texas

	Pending: 7 properties	Property Type	Beds / Baths	Living Area (sq ft)	Lot Size / Year Built	List Date	List Price / $ Per Sq Ft	Pending Date / Days in RPR
1	 **237 Whispering Dell Ln** **Weatherford, TX 76085** MLS ID: 21421214 Pending / For Lease *Courtesy of Cates & Company*	Single Family	3/2	1,524	0.33 acres 2012	10/26/2026	$2,350 mo. $2/sq ft	11/13/2026 18 days
2	 **1222 S Lamar St** **Weatherford, TX 76086** MLS ID: 21397951 Pending / For Lease *Courtesy of Parker Douglas Realty, Inc.*	Single Family	3/1	1,150	0.3 acres 1958	10/5/2026	$1,595 mo. $1/sq ft	11/16/2026 42 days
3	 **426 W Oak St** **Weatherford, TX 76086** MLS ID: 21399948 Pending / For Lease *Courtesy of eXp Realty LLC*	Condo/Townhouse/Apt.	2/3	1,651	1,916 sqft 1990	9/30/2026	$1,950 mo. $1/sq ft	11/12/2026 43 days
4	 **1104 Julie St** **Weatherford, TX 76086** MLS ID: 21337407 Pending / For Lease *Courtesy of Fathom Realty, LLC*	Single Family	3/2	1,395	9,452 sqft 1970	7/21/2026	$1,800 mo. $1/sq ft	10/24/2026 95 days
5	 **101 Collett Ct** **Weatherford, TX 76088** MLS ID: 21334585 Pending / For Lease *Courtesy of Blue Star Realty*	Condo/Townhouse/Apt.	3/2	–	1 acre 2007	7/17/2026	$1,400 mo. –/sq ft	11/11/2026 117 days
6	 **322 W Anderson St** **Weatherford, TX 76086** MLS ID: 21252451 Pending / For Lease *Courtesy of Askins Investment Realty*	Single Family	2/2	2,000	7,448 sqft 2000	4/27/2026	$1,299 mo. $1/sq ft	5/20/2026 23 days
7	 **234 Rentz Place Cir** **Weatherford, TX 76086** MLS ID: 21172848 Pending / For Lease *Courtesy of True Guard Property Management*	Single Family	3/2	1,155	9,365 sqft 1999	2/6/2026	$1,550 mo. $1/sq ft	3/26/2026 48 days

Copyright 2026 Realtors Property Resource® LLC. All Rights Reserved.
Information is not guaranteed. Equal Housing Opportunity.

Weatherford, Texas

Closed

Source: Public Records and Listings

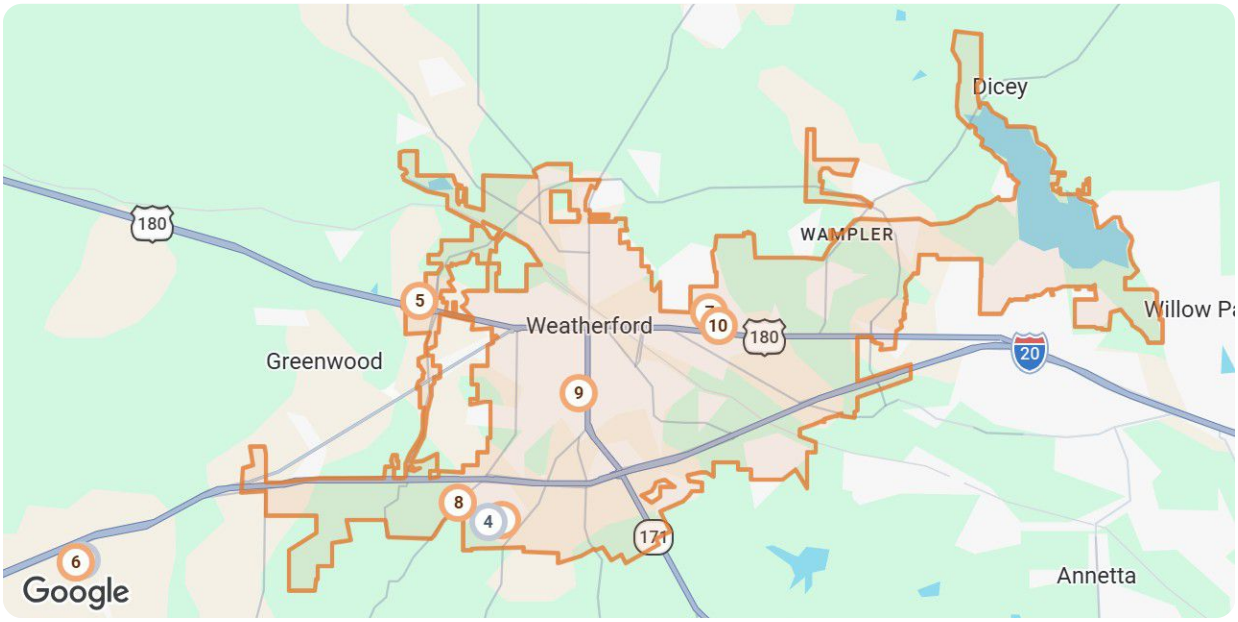

Legend

- Closed
- Off Market, Hold, Withdrawn, Expired, or Canceled

Closed: 10 properties	Property Type	Beds / Baths	Living Area (sq ft)	Lot Size / Year Built	Closed Date / Days in RPR	Closed Price / $ Per Sq Ft	List to Sold Price %
1  **2516 Old Buck Dr** **Weatherford, TX 76087** MLS ID: 21438255 Closed / For Lease *Courtesy of Invitation Homes Realty LLC*	Single Family	4/2	1,911	5,924 sqft 2017	11/17/2026 – days	– $1/sq ft	–
2  **133 Winners Cir, Unit 101** **Weatherford, TX 76087** MLS ID: 21334744 Closed / For Lease *Courtesy of eXp Realty, LLC*	Condo/Townhouse/Apt.	3/2	1,550	5 acres 2026	7/17/2026 – days	– $2/sq ft	–
3  **121 Winners Cir, Ste 109** **Weatherford, TX 76087** MLS ID: 21181417 Closed / For Lease *Courtesy of The Bryants Co, Weatherford*	Condo/Townhouse/Apt.	3/2	–	1,393 sqft 2022	2/17/2026 1 day	– –/sq ft	–
4  **2537 Doe Run** **Weatherford, TX 76087** MLS ID: 21152699 Closed / For Lease *Courtesy of FirstKey Homes*	Single Family	3/2	1,802	0.5 acres 2018	1/15/2026 2 days	– $198/sq ft	–
5  **2017 Old Mineral Wells Hwy** **Weatherford, TX 76088** MLS ID: 21283030 Closed / For Lease *Courtesy of Kirkpatrick Realty*	Condo/Townhouse/Apt.	2/1	1,224	6,969 sqft 2002	5/29/2026 2 days	– $1/sq ft	–

Copyright 2026 Realtors Property Resource® LLC. All Rights Reserved.
Information is not guaranteed. Equal Housing Opportunity.

Weatherford, Texas

Closed: 10 properties	Property Type	Beds / Baths	Living Area (sq ft)	Lot Size / Year Built	Closed Date / Days in RPR	Closed Price / $ Per Sq Ft	List to Sold Price %
6  **133 Winners Cir, Unit 103** **Weatherford, TX 76087** MLS ID: 21316060 Closed / For Lease *Courtesy of eXp Realty, LLC*	Condo/Townhouse/Apt.	3/2	1,550	5 acres 2026	7/1/2026 2 days	– $2/sq ft	–
7  **350 Carlisle Dr** **Weatherford, TX 76085** MLS ID: 21288932 Closed / For Lease *Courtesy of The Bryants Co, Weatherford*	Single Family	3/2	1,595	8,276 sqft 2022	6/5/2026 3 days	– $1/sq ft	–
8  **2340 Goodnight Ranch Dr** **Weatherford, TX 76087** MLS ID: 21332186 Closed / For Lease *Courtesy of The Bryants Co, Weatherford*	Single Family	4/2	2,014	6,534 sqft 2021	7/18/2026 3 days	– $1/sq ft	–
9  **204 W Rentz St** **Weatherford, TX 76086** MLS ID: 21355707 Closed / For Lease *Courtesy of The Atkins Agency*	Single Family	3/2	1,893	4.05 acres 1996	8/14/2026 3 days	– $1/sq ft	–
10  **349 Sweetwater Dr** **Weatherford, TX 76086** MLS ID: 21428699 Closed / For Lease *Courtesy of Rutledge Realty Group, LLC*	Single Family	3/2	1,757	8,450 sqft 2000	11/9/2026 3 days	– $1/sq ft	–

Distressed

Source: Public Records and Listings

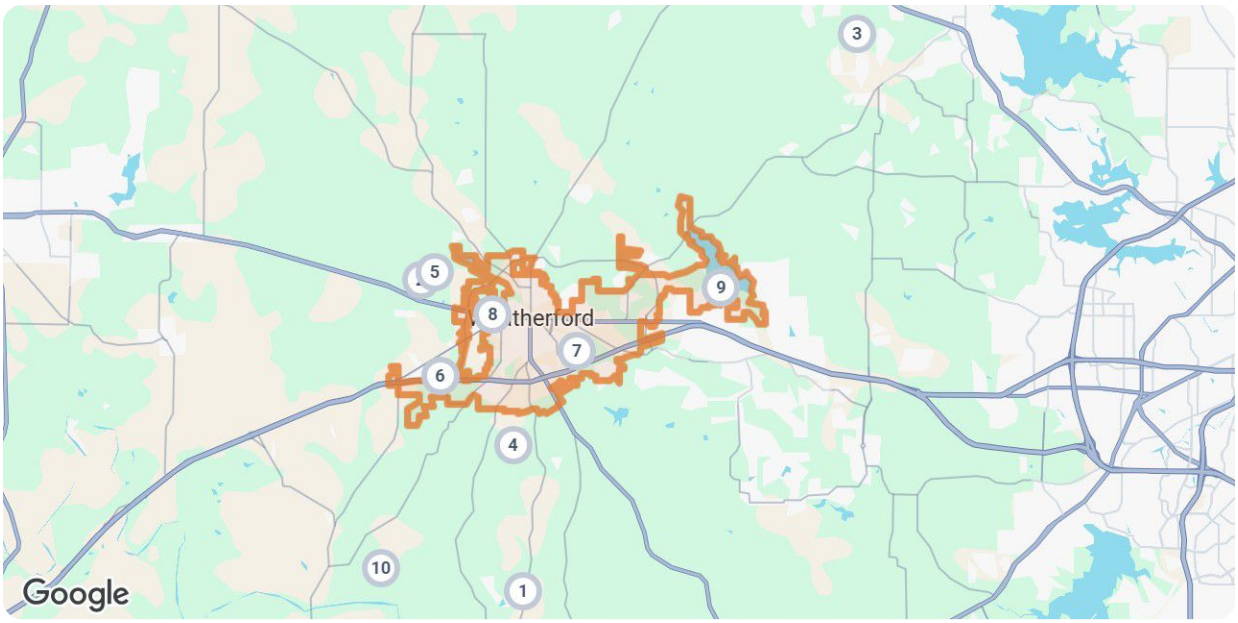

Legend

Off Market, Hold, Withdrawn, Expired, or Canceled

Copyright 2026 Realtors Property Resource® LLC. All Rights Reserved.
Information is not guaranteed. Equal Housing Opportunity.

Weatherford, Texas

	Distressed: 10 properties	Property Type	Beds / Baths	Living Area (sq ft)	Lot Size / Year Built	List Date / Days in RPR	List Price / $ Per Sq Ft	Distressed Date / Type
1	 **107 Cedar Rd** **Weatherford, TX 76087** Off Market / Public Record	Single Family	–/–	2,328	1.02 acres 1979	– – days	– $183/sq ft	9/15/2026 Notice of Foreclosure Sale
2	 **158 Scott Ln** **Weatherford, TX 76085** Off Market / Public Record	Single Family	–/–	2,858	1 acre 1999	– – days	– $211/sq ft	7/23/2026 Notice of Foreclosure Sale
3	 **611 Harmony Rd** **Weatherford, TX 76087** Off Market / Public Record	Single Family	–/–	2,559	1 acre 2010	– – days	– $211/sq ft	10/1/2026 Notice of Foreclosure Sale
4	 **124 True Grit Ct** **Weatherford, TX 76088** Off Market / Public Record	Single Family	–/–	4,634	3.3 acres 2008	– – days	– $169/sq ft	8/13/2026 Notice of Foreclosure Sale
5	 **220 Sanchez Creek Dr** **Weatherford, TX 76088** Off Market / Public Record	Single Family	–/–	1,462	2.33 acres 1991	– – days	– $243/sq ft	7/14/2026 Notice of Foreclosure Sale
6	 **113 Yorkshire Ct** **Weatherford, TX 76086** Off Market / Public Record	Single Family	–/–	1,764	– 1984	– – days	– $179/sq ft	6/15/2026 Notice of Foreclosure Sale
7	 **115 Oakridge Dr** **Weatherford, TX 76086** Off Market / Public Record	Single Family	–/–	1,400	– 1984	– – days	– $187/sq ft	9/24/2026 Notice of Foreclosure Sale
8	 **120 Marina View Ct** **Weatherford, TX 76087** Off Market / Public Record	Single Family	–/–	1,178	– –	– – days	– $277/sq ft	7/2/2026 Notice of Foreclosure Sale
9	 **1247 Eagles Bluff Dr** **Weatherford, TX 76087** Off Market / Public Record	Single Family	–/–	2,706	2.01 acres 2020	– – days	– $313/sq ft	7/18/2026 Notice of Foreclosure Sale
10	 **3307 Bluebonnet Cir** **Weatherford, TX 76087** Off Market / Public Record	Single Family	–/–	2,007	– 1985	– – days	– $219/sq ft	8/10/2026 Notice of Foreclosure Sale

Copyright 2026 Realtors Property Resource® LLC. All Rights Reserved.
Information is not guaranteed. Equal Housing Opportunity.

Weatherford, Texas

About RPR

- RPR® is the nation's largest property database, exclusively for REALTORS®. It empowers REALTORS® to help buyers and sellers make informed decisions, backed by a real estate database covering more than 160 million residential and commercial properties in the United States.
- RPR is a wholly owned subsidiary of the National Association of REALTORS® and a member benefit to REALTORS®.
- RPR's data sources range from MLSs and county-level tax and assessment offices, to the U.S. Census and FEMA, to specialty data set providers such as Esri (consumer data), Niche (school information) and Precisely (geographic boundaries).

Learn More

For more information about RPR, please visit RPR's public website: **https://blog.narrpr.com**

Affiliated Services

Express Offers

expressoffersteam@exprealty.com
https://solutions.exprealty.com/solution/...

America's Preferred Home Warranty

Office: (801) 326-4100
aphwoffice@aphw.com
https://aphw.house/exp/

Sellers Shield

Office: (844) 747-4435
info@sellersshield.com
https://sellersshield.com/exp/

Utility Connect

Office: (800) 559-4998
info@utilityconnect.net
https://www.utilityconnect.net/exp/agent

PODS

Office: (866) 435-2665
https://www.pods.com/partners/exprealty

NOTE: This communication is provided to you for informational purposes only and should not be relied upon by you. The real estate firm identified in this report is not a mortgage lender. You should contact the identified mortgage company directly to learn more about its mortgage products and your eligibility for such products.

Copyright 2026 Realtors Property Resource® LLC. All Rights Reserved.
Information is not guaranteed. Equal Housing Opportunity.