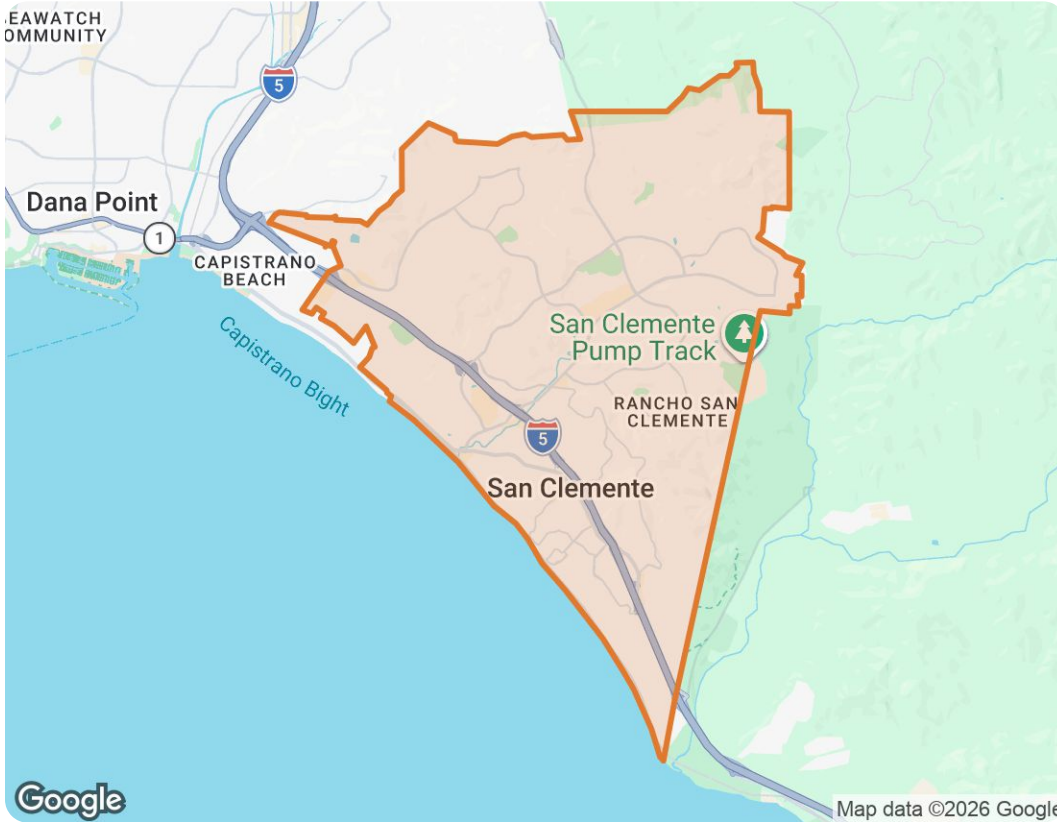


San Clemente, California



The biggest buyer rebates and lowest selling fees in real estate – without sacrificing full-service support, 7 days a week.

ShopProp Licensed CA, WA, HI, AZ, MI, TX, VA, CO

📞 Office (888) 821-0556

✉️ team@shopprop.com

🌐 www.shopprop.com

Shop|Prop

ShopProp Inc.

Market Trends

Market Trends for San Clemente, California

Single Family + Condo/Townhouse/Apt.

May 2026

Market Type

Seller's Market

Balanced Market

Buyer's Market

Key Details

<p>Months of Inventory</p> <p>2.2</p> <p>↑ 6.8% MoM</p>	<p>Sold to List Price %</p> <p>99.4%</p> <p>↑ 0.58% MoM</p>	<p>Median Days in RPR</p> <p>9</p> <p>↓ 25% MoM</p>	<p>Median Sold Price</p> <p>\$2,050,000</p> <p>↑ 10.51% MoM</p>
--	--	--	--

May 2026 Median Estimated Property Value

Single Family + Condo/Townhouse/Apt.

This graphic displays property estimates for a market area and a subject property, where one has been selected. Estimated property values are generated by a valuation model and are not formal appraisals.

Source: Public records, and MLS sources where licensed

Update Frequency: Monthly

Median Estimated Value

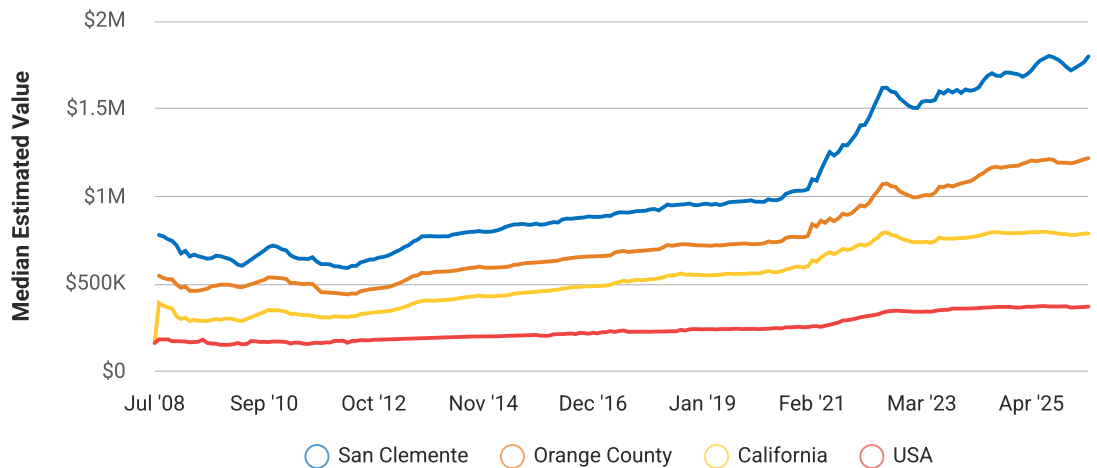
\$1,797,800

Last Month Change

+1.9%

12 Month Change

+2.7%



San Clemente, California

May 2026 Active Listings

San Clemente, California

Single Family + Condo/Townhouse/Apt.

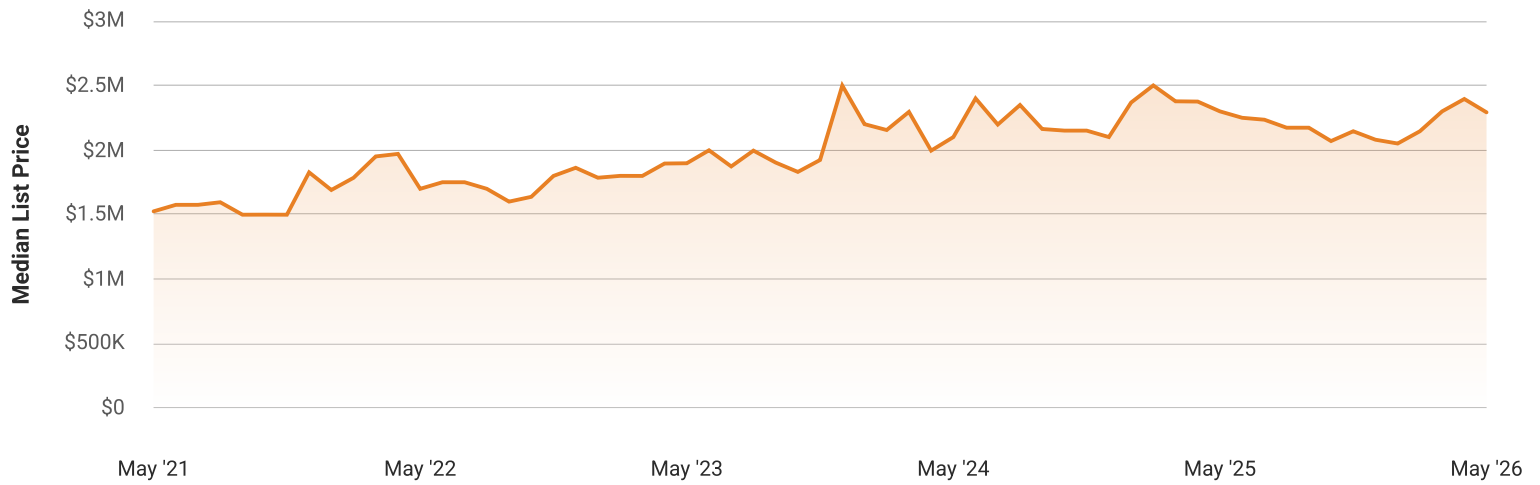
This graphic summarizes key statistics for properties that were in an active status on the last day of each month. RPR uses list date and a derived pending date to determine if the listing was active on the last day of the month. An end-of-month snapshot of active listings helps to understand inventory levels, price points and duration on the market.

Source: Listing sources

Update Frequency: Monthly

Median List Price - \$2,291,500

↓ 4.3% Month over Month



San Clemente, California

May 2026 Sold Listings

San Clemente, California

Single Family + Condo/Townhouse/Apt.

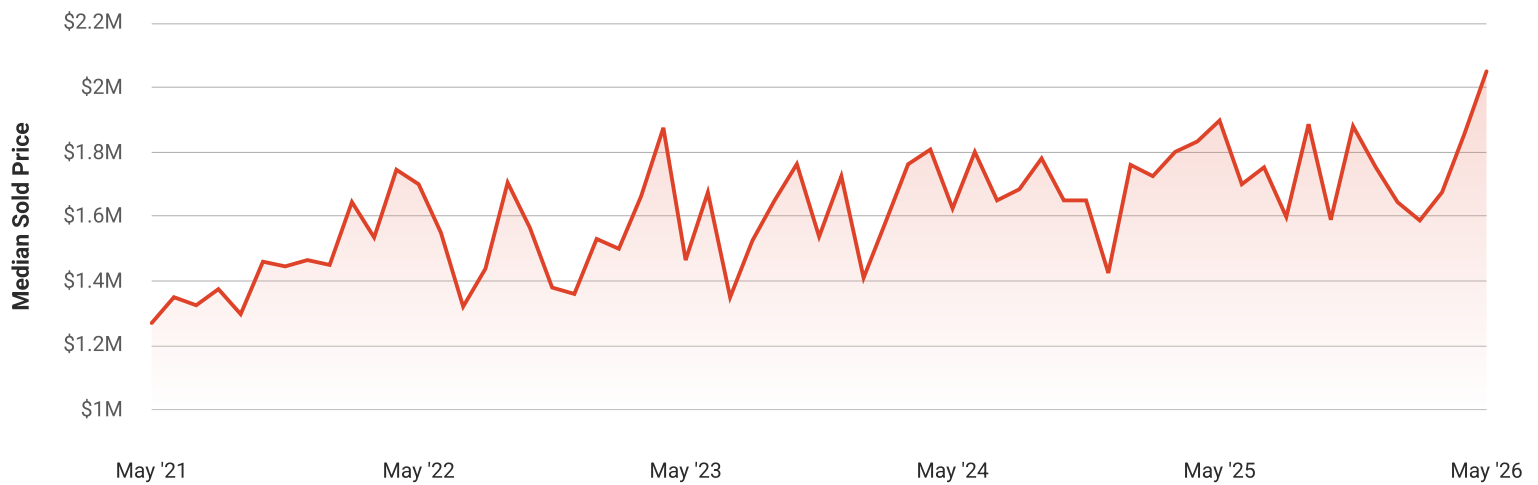
This graphic summarizes key statistics for properties that sold each month. RPR uses a derived sold date to determine when a property moved into a sold status within the given month. These statistics are important for understanding the price points on sold properties as well as the difference between the list price and sold price, which reveals whether buyers are paying over or under the asking price.

Source: Listing sources

Update Frequency: Monthly

Median Sold Price - \$2,050,000

↑ 10.5% Month over Month



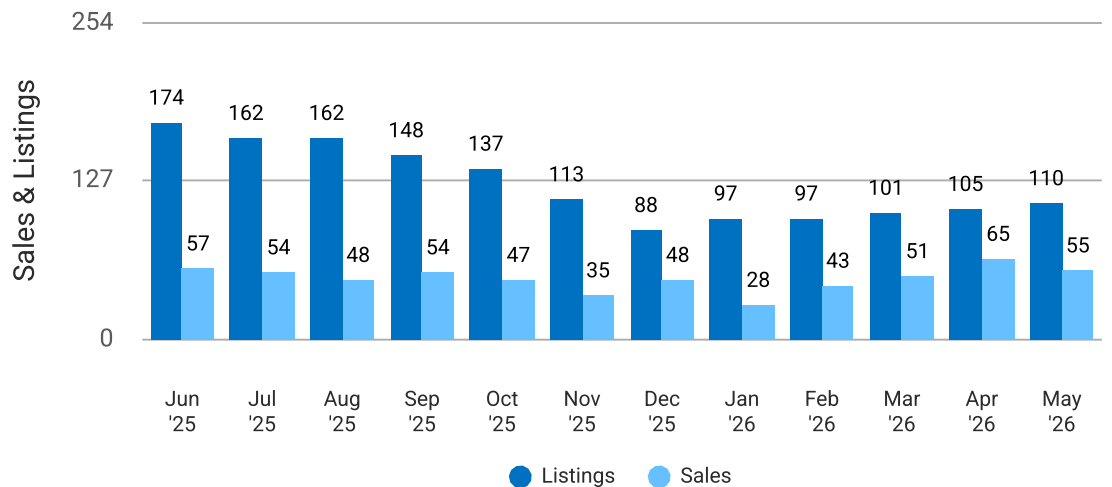
Total Sales and Active Listings in San Clemente, California

Single Family + Condo/Townhouse/Apt.

This graph compares the number of sales with the number of active listings in the local market.

Source: MLS data where licensed

Update Frequency: Monthly



San Clemente, California

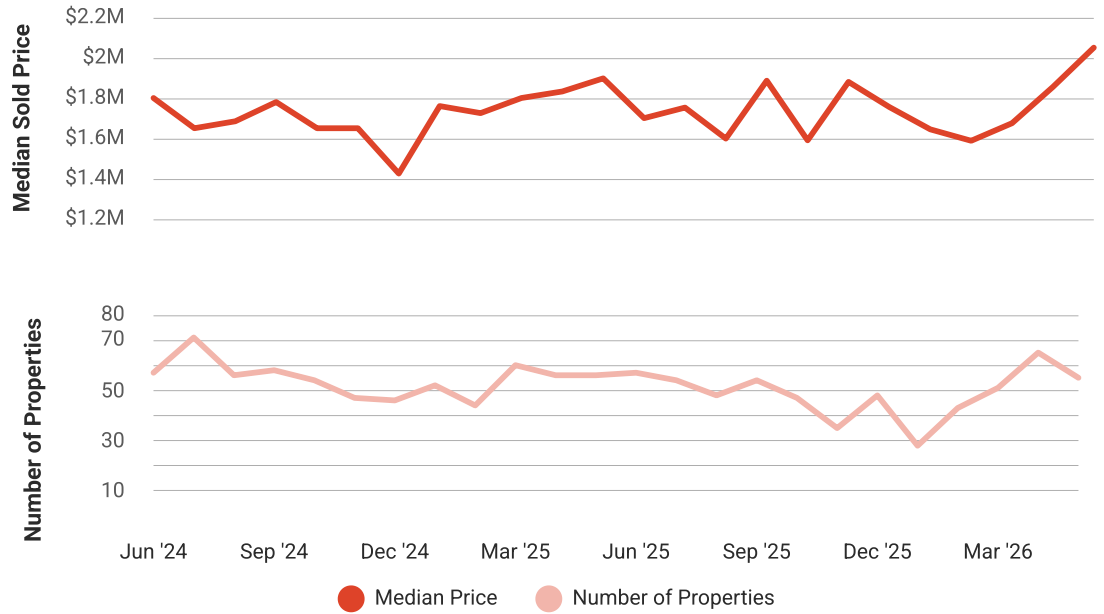
Median Sold Price vs Sold Listings in San Clemente, California

Single Family + Condo/Townhouse/Apt.

This chart compares the trend of median sold price and number of sold listings for the given location.

Source: Listing Data

Update Frequency: Monthly



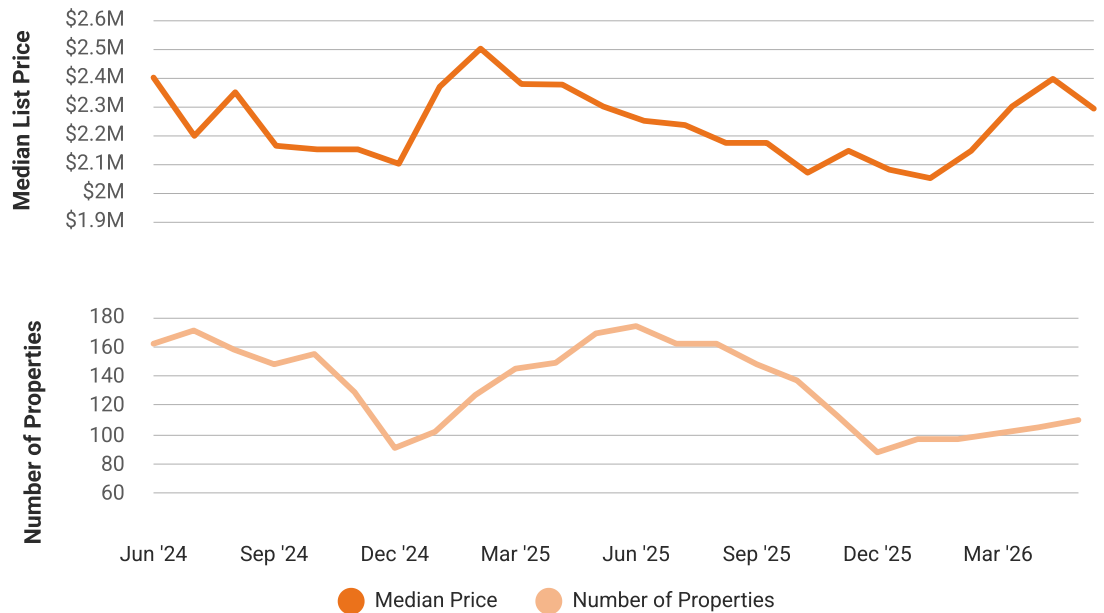
Median List Price vs Active Listings in San Clemente, California

Single Family + Condo/Townhouse/Apt.

This chart compares the trend of median list price and number of active properties for the given location.

Source: Listing Data

Update Frequency: Monthly



Market Snapshot

Value and Price Changes

	Current	Last Month	Last 3 Months	Last 12 Months	Last 24 Months	Last 36 Months
Median Est. Property Value Last Updated: 5/31/2026	\$1,797,800	\$1,764,210 +1.9%	\$1,732,480 +3.77%	\$1,749,870 +2.74%	\$1,657,660 +8.45%	\$1,542,000 +16.59%
Median Sold Price Last Updated: 5/31/2026	\$2,050,000	\$1,855,000 +10.51%	\$1,587,777 +29.11%	\$1,897,500 +8.04%	\$1,625,000 +26.15%	\$1,465,000 +39.93%
Median List Price Last Updated: 5/31/2026	\$2,291,500	\$2,395,000 -4.32%	\$2,145,000 +6.83%	\$2,299,000 -0.33%	\$2,099,999 +9.12%	\$1,897,000 +20.8%

About this Data: Because some brokerages may choose not to include their MLS listing content within the RPR platform, the analysis contained in this report may not have been created using all the available listing data within this geographical market.
 Median estimated property values are generated by a valuation model and are not formal appraisals. Valuations are based on public records and MLS data where licensed. The Metrics displayed here reflect **All Residential Single Family, Condo, Townhouse and Apartment properties** data.

Market Activity

Market Activity Filters

Sort Order: Date

Maximum Properties Per Change Type: 10

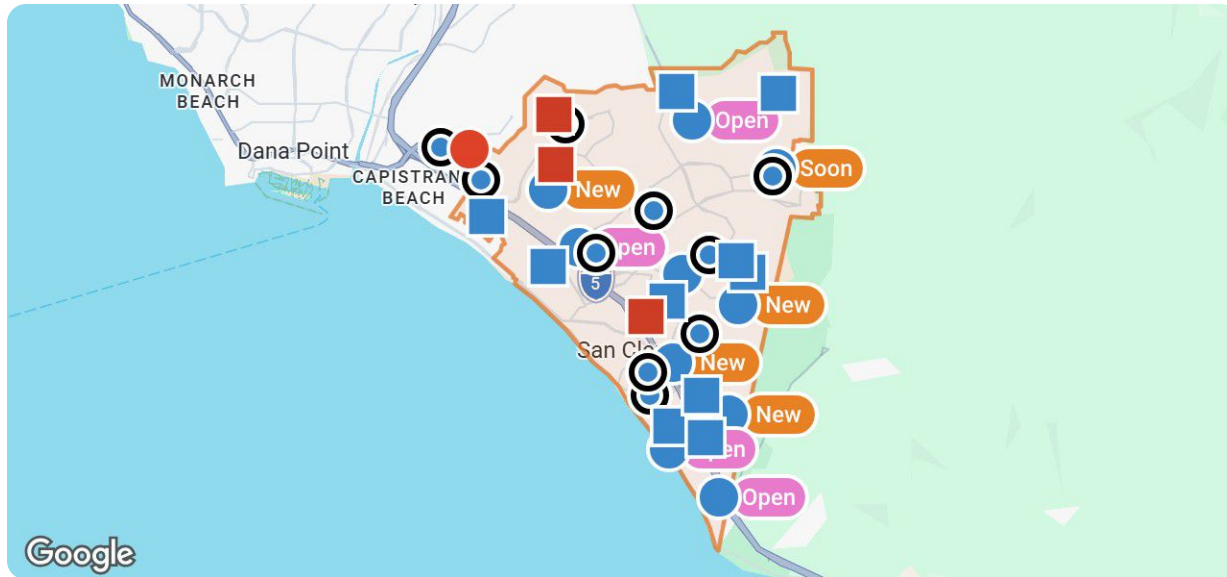
Change Types: New Listings, Pending, Closed, Distressed

Property Types: Single Family, Condo/Townhouse/Apt

Property Features: Sale Price: Any, Lease Price: Any, Beds: Any, Baths: Any, Living Area: Any, Lot Size (acre): Any, Year Built: Any

Summary

For Sale Activity in the Last 3 Months



Legend

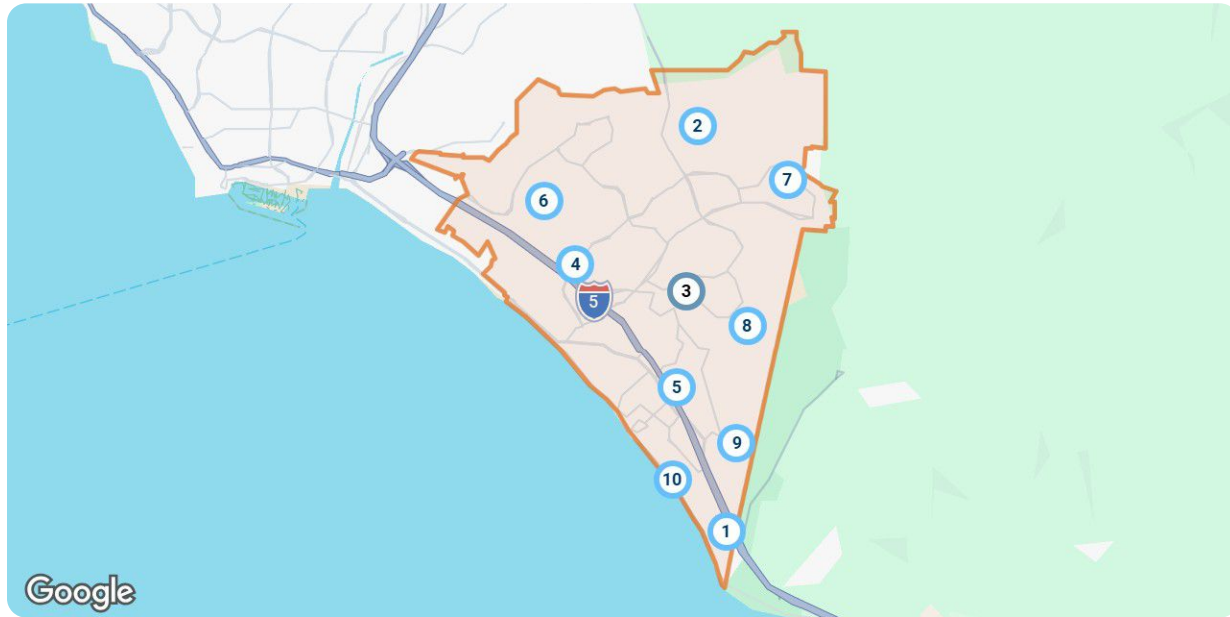
- For Sale
- For Sale Pending
- Distressed For Sale or Lease
- Recently Closed
- Distressed

	New	Pending	Closed	Distressed
Number of Properties	10	10	10	4
Lowest Listing Price / Est.Value	\$1,150,000	\$674,999	\$760,000	\$1,158,660
Median Listing Price / Est.Value	\$1,722,500	\$1,872,000	\$2,012,500	\$2,890,445
Highest Listing Price / Est.Value	\$3,695,000	\$3,995,000	\$3,775,000	\$4,026,000
Average Price / sqft	\$913	\$968	\$990	\$832
Median Price / sqft	\$909	\$885	\$770	\$812
Average Days in RPR	3	36	37	76
Median Days in RPR	3	29	25	76
Total Volume	\$18,463,800	\$20,521,999	\$21,524,000	\$10,965,550
Source	Listings	Listings	Public Records & Listings	Public Records & Listings

Market Activity Breakdown






New

Source: Listings



Legend

- Active For Sale
- Active Under Contract

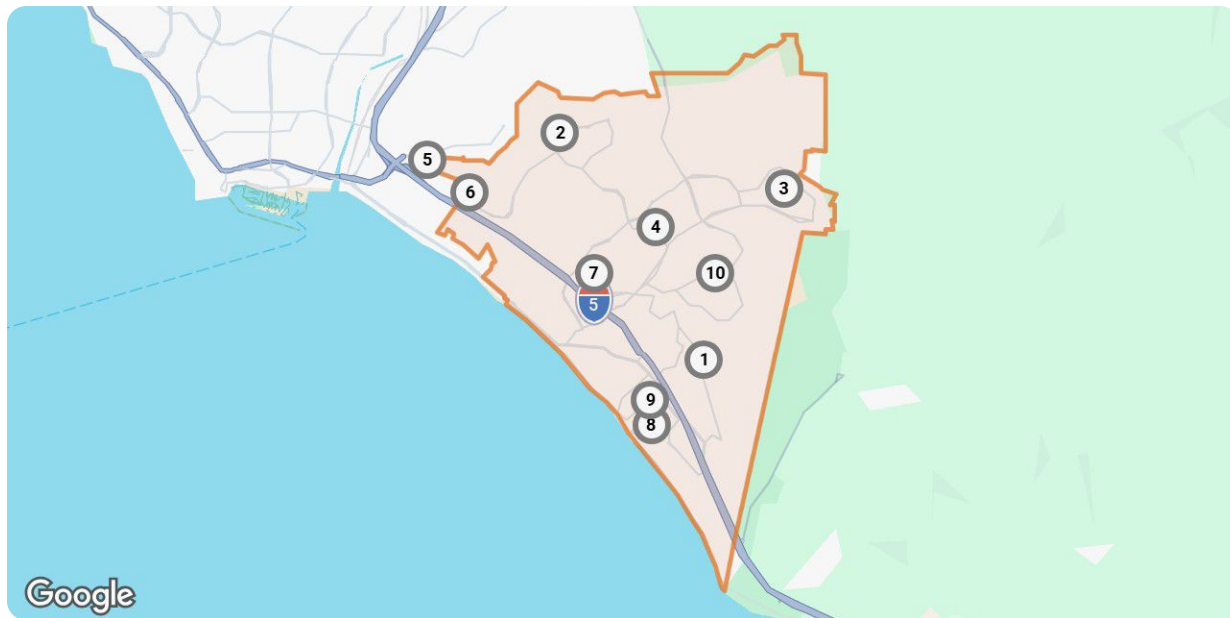
New: 10 properties		Property Type	Beds / Baths	Living Area (sq ft)	Lot Size	Year Built	List Date / Days in RPR	List Price / \$ Per Sq Ft
1	 <p>205 Calle Potranca San Clemente, CA 92672 MLS ID: OC26112857 ● Active / For Sale</p> <p><i>Listing Courtesy of CENTURY 21 AFFILIATED</i></p>	Single Family	4/3	4,229	7,609 sqft	1986	6/8/2026 1 day	\$3,695,000 \$874/sq ft
2	 <p>13 Via Abajar San Clemente, CA 92673 MLS ID: OC26122664 ● Active / For Sale</p> <p><i>Listing Courtesy of INHABIT COLLECTIVE</i></p>	Single Family	4/3	2,448	4,756 sqft	2003	6/8/2026 1 day	\$1,899,900 \$776/sq ft
3	 <p>1 Puerto Royal San Clemente, CA 92672 MLS ID: OC26116840 ● Active Under Contract / For Sale</p> <p><i>Listing Courtesy of FIRST TEAM REAL ESTATE</i></p>	Single Family	3/2	1,544	4,499 sqft	1986	6/2/2026 7 days	\$1,499,900 \$971/sq ft
4	 <p>2330 Avenida Marejada, #25 San Clemente, CA 92673 MLS ID: OC26124050 ● Active / For Sale</p> <p><i>Listing Courtesy of COLDWELL BANKER REALTY</i></p>	Single Family	4/3	1,900	3.64 acres	1984	6/6/2026 3 days	\$1,795,000 \$945/sq ft
5	 <p>116 Calle Patricia, #3 San Clemente, CA 92672 MLS ID: OC26122221 ● Active / For Sale</p> <p><i>Listing Courtesy of FIRST TEAM REAL ESTATE</i></p>	Condo/Townhouse/Apt.	2/2	2,048	0.47 acres	1973	6/6/2026 3 days	\$1,575,000 \$769/sq ft



New: 10 properties		Property Type	Beds / Baths	Living Area (sq ft)	Lot Size	Year Built	List Date / Days in RPR	List Price / \$ Per Sq Ft
6	 <p>761 Calle Vallarta San Clemente, CA 92673 MLS ID: SW26093568 ● Active / For Sale</p> <p><i>Listing Courtesy of HOMESMART REALTY WEST</i></p>	Single Family	3/3	1,747	9,517 sqft	1974	6/6/2026 3 days	\$1,650,000 \$944/sq ft
7	 <p>17 Corte Rivera San Clemente, CA 92673 MLS ID: OC26123753 ● Active / For Sale</p> <p><i>Listing Courtesy of HOMESMART, EVERGREEN REALTY</i></p>	Single Family	3/2	2,841	5,823 sqft	2001	6/6/2026 3 days	\$1,950,000 \$686/sq ft
8	 <p>57 Via Zaragoza San Clemente, CA 92672 MLS ID: OC26123266 ● Active / For Sale</p> <p><i>Listing Courtesy of QUANTUS REALTY SOLUTIONS</i></p>	Single Family	4/3	2,479	5,501 sqft	1989	6/6/2026 3 days	\$1,850,000 \$746/sq ft
9	 <p>130 Avenida Adobe San Clemente, CA 92672 MLS ID: OC26122942 ● Active / For Sale</p> <p><i>Listing Courtesy of PACIFIC POINTE MANAGEMENT GRP</i></p>	Single Family	2/2	1,144	2,574 sqft	1972	6/5/2026 4 days	\$1,150,000 \$1,005/sq ft
10	 <p>267 Avenida Lobeiro, #4 San Clemente, CA 92672 MLS ID: CV26120096 ● Active / For Sale</p> <p><i>Listing Courtesy of CENTURY 21 MASTERS</i></p>	Condo/Townhouse/Apt.	2/2	988	-	1965	6/5/2026 4 days	\$1,399,000 \$1,416/sq ft











Pending

Source: Listings



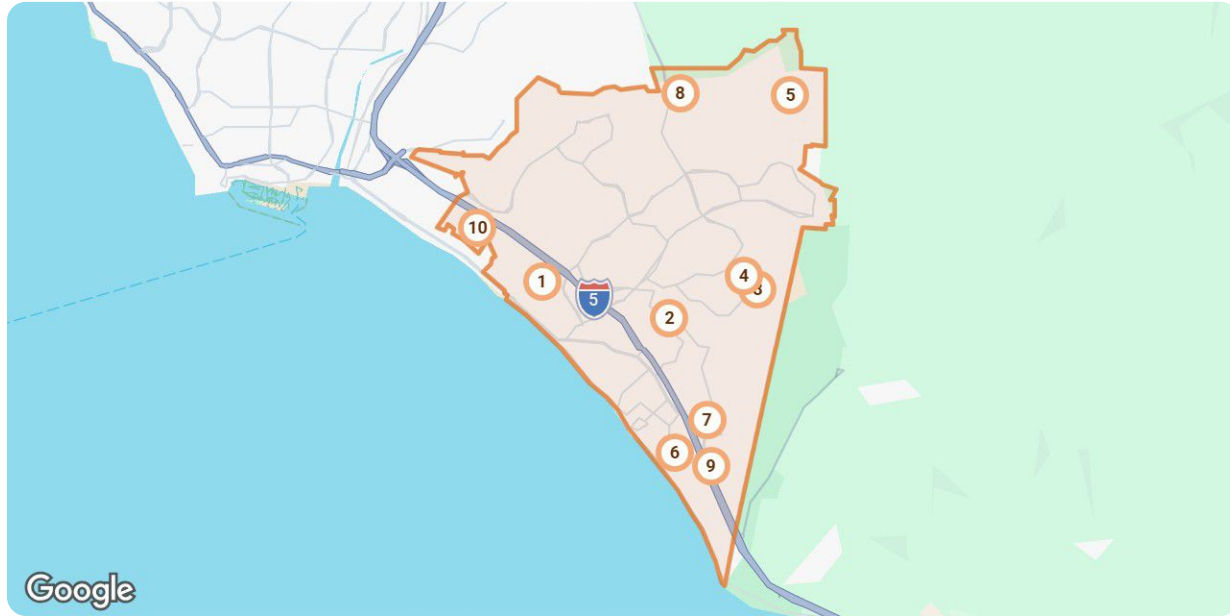
Legend

● Pending

Pending: 10 properties		Property Type	Beds / Baths	Living Area (sq ft)	Lot Size / Year Built	List Date	List Price / \$ Per Sq Ft	Pending Date / Days in RPR
1	 <p>786 Avenida Salvador San Clemente, CA 92672 MLS ID: OC26062188 Pending / For Sale</p> <p><i>Listing Courtesy of RYAN SCHRAMM REAL ESTATE</i></p>	Single Family	5/6	4,606	0.48 acres 1985	3/23/2026	\$3,995,000 \$867/sq ft	6/6/2026 75 days
2	 <p>2921 Estancia San Clemente, CA 92673 MLS ID: 260005085 Pending / For Sale</p> <p><i>Listing Courtesy of Berkshire Hathaway Homeservices California Properties</i></p>	Single Family	3/3	1,936	9,750 sqft 1985	3/4/2026	\$1,749,000 \$903/sq ft	6/6/2026 94 days
3	 <p>31 Corte Pinturas San Clemente, CA 92673 MLS ID: OC26086143 Pending / For Sale</p> <p><i>Listing Courtesy of LUXRE REALTY, INC.</i></p>	Condo/Townhouse/Apt.	3/3	2,053	0.91 acres 2001	4/24/2026	\$1,749,000 \$852/sq ft	6/3/2026 40 days
4	 <p>10 Via Palacio San Clemente, CA 92673 MLS ID: OC26110900 Pending / For Sale</p> <p><i>Listing Courtesy of KELLER WILLIAMS OC COASTAL REALTY</i></p>	Single Family	3/2	1,929	6,094 sqft 1999	5/22/2026	\$1,500,000 \$778/sq ft	6/3/2026 12 days
5	 <p>4121 Calle Bienvenido San Clemente, CA 92673 MLS ID: OC26102153 Pending / For Sale</p> <p><i>Listing Courtesy of DOUGLAS ELLIMAN OF CALIFORNIA</i></p>	Single Family	3/2	1,736	0.31 acres 1964	5/12/2026	\$1,995,000 \$1,149/sq ft	5/31/2026 19 days
6	 <p>712 Calle Casita San Clemente, CA 92673 MLS ID: CV26109064 Pending / For Sale</p> <p><i>Listing Courtesy of KELLER WILLIAMS EMPIRE ESTATES</i></p>	Single Family	3/3	1,414	2,134 sqft 1972	5/21/2026	\$1,070,000 \$757/sq ft	5/28/2026 7 days
7	 <p>2141 Via Teca, #20 San Clemente, CA 92673 MLS ID: SR26095843 Pending / For Sale</p> <p><i>Listing Courtesy of COLDWELL BANKER EXCLUSIVE</i></p>	Single Family	3/3	2,223	5.25 acres 1986	5/7/2026	\$2,299,000 \$1,034/sq ft	5/18/2026 11 days
8	 <p>220 W Paseo De Cristobal San Clemente, CA 92672 MLS ID: OC26066500 Pending / For Sale</p> <p><i>Listing Courtesy of RE/MAX COASTAL HOMES</i></p>	Single Family	4/3	2,175	10,127 sqft 1955	4/9/2026	\$3,495,000 \$1,607/sq ft	5/17/2026 38 days
9	 <p>229 Avenida Monterey San Clemente, CA 92672 MLS ID: OC26097325 Pending / For Sale</p> <p><i>Listing Courtesy of ENGEL & VOLKERS DANA POINT</i></p>	Condo/Townhouse/Apt.	4/3	2,061	6,799 sqft 2025	5/7/2026	\$1,995,000 \$968/sq ft	5/15/2026 8 days
10	 <p>1048 Calle Del Cerro, Unit 508 San Clemente, CA 92672 MLS ID: OC26029035 Pending / For Sale</p> <p><i>Listing Courtesy of CLAYTON PROPERTIES, INC.</i></p>	Condo/Townhouse/Apt.	2/2	877	- 1986	3/19/2026	\$674,999 \$770/sq ft	5/15/2026 57 days

Closed

Source: Public Records and Listings



Legend

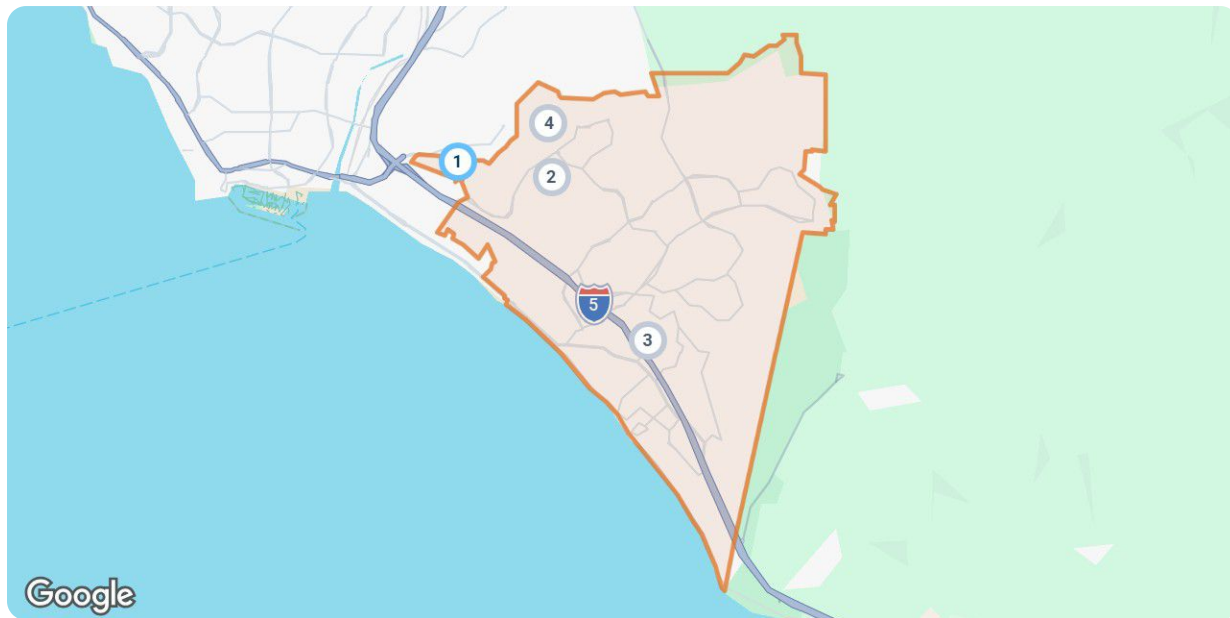
● Closed

Closed: 10 properties		Property Type	Beds / Baths	Living Area (sq ft)	Lot Size / Year Built	Closed Date / Days in RPR	Closed Price / \$ Per Sq Ft	List to Sold Price %
1	 <p>233 Via Ballena San Clemente, CA 92672 MLS ID: OC26083633 Closed / For Sale <i>Courtesy of SEASIDE PROPERTY MANAGEMENT</i></p>	Single Family	4/2	1,947	5,998 sqft / 1966	6/8/2026 / 7 days	\$1,750,000 / \$899/sq ft	-
2	 <p>329 Calle Pescador San Clemente, CA 92672 MLS ID: OC26057344 Closed / For Sale <i>Courtesy of LA PLACA PROPERTIES</i></p>	Single Family	4/3	2,158	7,318 sqft / 1965	6/5/2026 / - days	\$3,775,000 / \$1,749/sq ft	-
3	 <p>615 Del Dios San Clemente, CA 92672 MLS ID: OC26072014 Closed / For Sale <i>Courtesy of COLDWELL BANKER REALTY</i></p>	Single Family	5/3	2,926	0.31 acres / 1996	6/5/2026 / 30 days	\$3,100,000 / \$1,059/sq ft	↓ 0.8%
4	 <p>803 Futura San Clemente, CA 92672 MLS ID: SR25282485 Closed / For Sale <i>Courtesy of THE ARCH CORPORATION</i></p>	Single Family	4/3	2,458	4,948 sqft / 1998	6/5/2026 / 113 days	\$1,775,000 / \$722/sq ft	↓ 4.31%
5	 <p>28 Via Armilla San Clemente, CA 92673 MLS ID: OC26036727 Closed / For Sale <i>Courtesy of SURTERRE PROPERTIES INC</i></p>	Single Family	5/3	3,000	6,115 sqft / 2005	6/5/2026 / 77 days	\$1,750,000 / \$583/sq ft	↓ 2.72%

Closed: 10 properties		Property Type	Beds / Baths	Living Area (sq ft)	Lot Size / Year Built	Closed Date / Days in RPR	Closed Price / \$ Per Sq Ft	List to Sold Price %
	 220 W Avenida Alessandro San Clemente, CA 92672 MLS ID: OC26082281 Closed / For Sale <i>Courtesy of CONRAD REALTORS INC</i>	Single Family	3/2	1,104	5,266 sqft / 1961	6/4/2026 / 3 days	\$2,250,000 / \$2,038/sq ft	-
	 125 E Avenida Junipero San Clemente, CA 92672 MLS ID: OC26082215 Closed / For Sale <i>Courtesy of TALAVERA REAL ESTATE</i>	Single Family	4/3	3,081	10,040 sqft / 1976	6/4/2026 / 8 days	\$2,345,000 / \$761/sq ft	↓ 2.09%
	 15 Calle Gaulteria San Clemente, CA 92673 MLS ID: OC26042010 Closed / For Sale <i>Courtesy of LPT REALTY, INC</i>	Single Family	5/4	3,870	9,426 sqft / 2004	6/4/2026 / 63 days	\$2,830,000 / \$731/sq ft	↓ 0.35%
	 2501 S El Camino Real, #47 San Clemente, CA 92672 MLS ID: OC26088922 Closed / For Sale <i>Courtesy of RYAN SCHRAMM REAL ESTATE</i>	Condo/Townhouse/Apt.	2/2	1,326	- / 1973	6/4/2026 / 25 days	\$760,000 / \$573/sq ft	↓ 1.17%
	 3342 Paseo Halcon San Clemente, CA 92672 MLS ID: OC26101229 Closed / For Sale <i>Courtesy of ENTOURAGE REAL ESTATE PROFESSIONALS INC</i>	Single Family	2/2	1,526	2,848 sqft / 1976	6/4/2026 / 7 days	\$1,189,000 / \$779/sq ft	-



Distressed

Source: Public Records and Listings



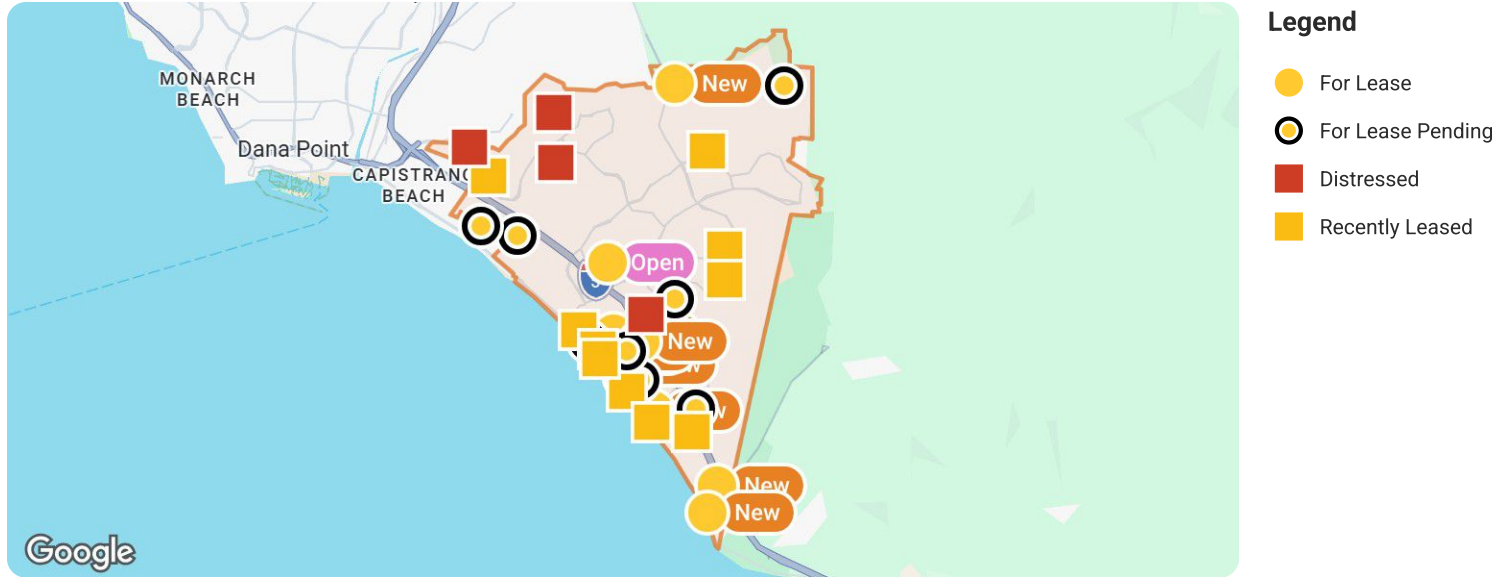
Legend

- Active For Sale
- Off Market, Hold, Withdrawn, Expired, or Canceled

Distressed: 4 properties		Property Type	Beds / Baths	Living Area (sq ft)	Lot Size / Year Built	List Date / Days in RPR	List Price / \$ Per Sq Ft	Distressed Date / Type
1	 <p>3911 Calle Andalucia San Clemente, CA 92673 MLS ID: PW26064018 ● Active / For Sale</p> <p><i>Listing Courtesy of CENTURY FINANCIAL GROUP, CORP.</i></p>	Single Family	5/4	4,965	0.41 acres / 1978	3/25/2026 / 76 days	\$4,026,000 / \$811/sq ft	4/27/2026 / Notice of Default
2	 <p>2822 Calle Guadalajara San Clemente, CA 92673 ■ Off Market / Public Record</p>	Single Family	4/3	2,354	0.33 acres / 1986	- / - days	- / \$914/sq ft	5/22/2026 / Notice of Foreclosure Sale
3	 <p>222 Avenida La Cuesta San Clemente, CA 92672 ■ Off Market / Public Record</p>	Single Family	3/6	4,460	7,900 sqft / 2004	- / - days	- / \$814/sq ft	3/27/2026 / Notice of Default
4	 <p>1394 Felipe, #119 San Clemente, CA 92673 ■ Off Market / Public Record</p>	Condo/Townhouse/Apt.	3/3	1,471	- / 1985	- / - days	- / \$788/sq ft	3/13/2026 / Notice of Default

Summary

For Lease Activity in the Last 3 Months

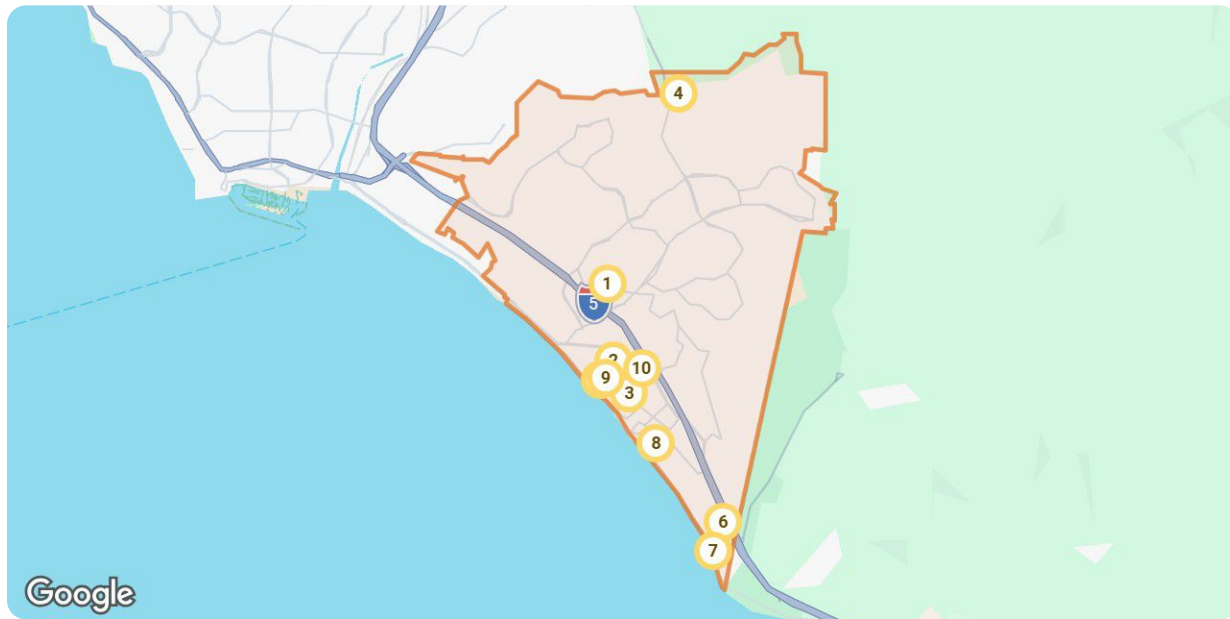


	New	Pending	Closed	Distressed
Number of Properties	10	10	10	4
Lowest Listing Price / Est.Value	\$2,600	\$2,500	\$2,450	\$1,158,660
Median Listing Price / Est.Value	\$4,500	\$4,600	\$6,050	\$2,890,445
Highest Listing Price / Est.Value	\$54,000	\$7,750	\$40,000	\$4,036,100
Average Price / sqft	\$6	\$3	\$4	\$832
Median Price / sqft	\$4	\$3	\$4	\$813
Average Days in RPR	5	24	21	-
Median Days in RPR	5	10	12	-
Total Volume	\$97,845	\$48,680	\$95,400	\$10,975,650
Source	Listings	Listings	Public Records & Listings	Public Records & Listings

Market Activity Breakdown

New

Source: Listings



Legend

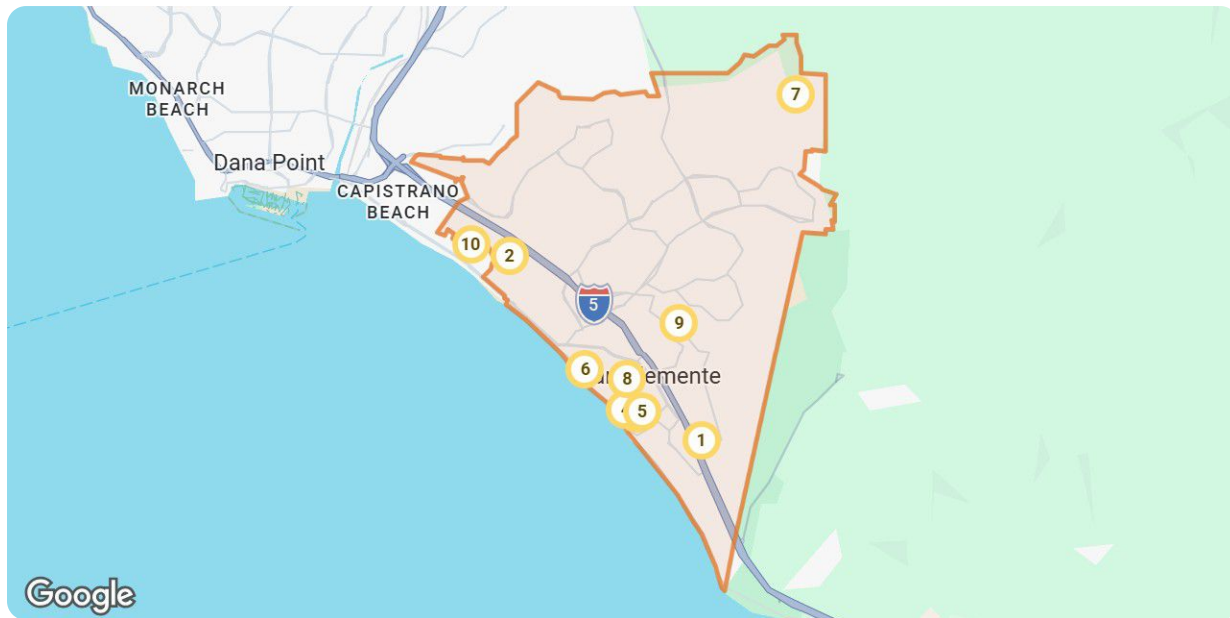
● Active For Lease

New: 10 properties		Property Type	Beds / Baths	Living Area (sq ft)	Lot Size	Year Built	List Date / Days in RPR	List Price / \$ Per Sq Ft
1	 <p>2017 Paseo Laro San Clemente, CA 92673 MLS ID: OC26124469 ● Active / For Lease <i>Courtesy of COLDWELL BANKER REALTY</i></p>	Single Family	4/3	2,435	7,000 sqft	1988	6/8/2026 1 day	\$7,900 mo. \$3/sq ft
2	 <p>111 Avenida Del Poniente San Clemente, CA 92672 MLS ID: OC26123624 ● Active / For Lease <i>Courtesy of COLDWELL BANKER REALTY</i></p>	Condo/Townhouse/Apt.	3/2	1,150	4,046 sqft	1979	6/6/2026 3 days	\$4,500 mo. \$4/sq ft
3	 <p>257 Avenida Del Mar San Clemente, CA 92672 MLS ID: OC26118778 ● Active / For Lease <i>Courtesy of REAL BROKER</i></p>	Condo/Townhouse/Apt.	1/1	1,200	4,356 sqft	1978	6/5/2026 4 days	\$3,800 mo. \$3/sq ft
4	 <p>21 Calle Canella San Clemente, CA 92673 MLS ID: OC26122575 ● Active / For Lease <i>Courtesy of HOMESMART, EVERGREEN REALTY</i></p>	Single Family	4/4	3,870	9,504 sqft	2004	6/5/2026 4 days	\$11,000 – \$12,000 mo. \$3/sq ft
5	 <p>234 W Escalones San Clemente, CA 92672 MLS ID: OC26120854 ● Active / For Lease <i>Courtesy of WHITE WATER REALTY INC</i></p>	Condo/Townhouse/Apt.	1/1	550	4,356 sqft	1953	6/5/2026 4 days	\$2,750 mo. \$5/sq ft

New: 10 properties		Property Type	Beds / Baths	Living Area (sq ft)	Lot Size	Year Built	List Date / Days in RPR	List Price / \$ Per Sq Ft
6	 <p>3830 Avenida Del Presidente, A San Clemente, CA 92672 MLS ID: OC26120409 ● Active / For Lease</p> <p><i>Courtesy of HARBOR COAST PROPERTIES</i></p>	Condo/Townhouse/Apt.	2/1	568	1.48 acres	1983	6/3/2026 6 days	\$2,600 mo. \$5/sq ft
7	 <p>4014 Calle Ariana San Clemente, CA 92672 MLS ID: NP26120905 ● Active / For Lease</p> <p><i>Courtesy of JACKSON DEVELOPMENT</i></p>	Single Family	3/3	2,957	8,820 sqft	1973	6/3/2026 6 days	\$54,000 mo. \$18/sq ft
8	 <p>1699 Calle De Los Alamos San Clemente, CA 92672 MLS ID: NP26121366 ● Active / For Lease</p> <p><i>Courtesy of COMPASS</i></p>	Single Family	4/5	3,623	4,917 sqft	2009	6/3/2026 6 days	\$12,995 mo. \$4/sq ft
9	 <p>219 W Escalones, #3 San Clemente, CA 92672 MLS ID: OC26116926 ● Active / For Lease</p> <p><i>Courtesy of HOMESMART, EVERGREEN REALTY</i></p>	Single Family	3/3	1,700	9,435 sqft	1987	6/2/2026 7 days	\$6,400 mo. \$4/sq ft
10	 <p>116 Avenida Serra San Clemente, CA 92672 MLS ID: OC26119354 ● Active / For Lease</p> <p><i>Courtesy of LUXRE REALTY, INC.</i></p>	Condo/Townhouse/Apt.	1/1	550	3,920 sqft	1947	6/1/2026 8 days	\$2,900 mo. \$5/sq ft

Pending

Source: Listings



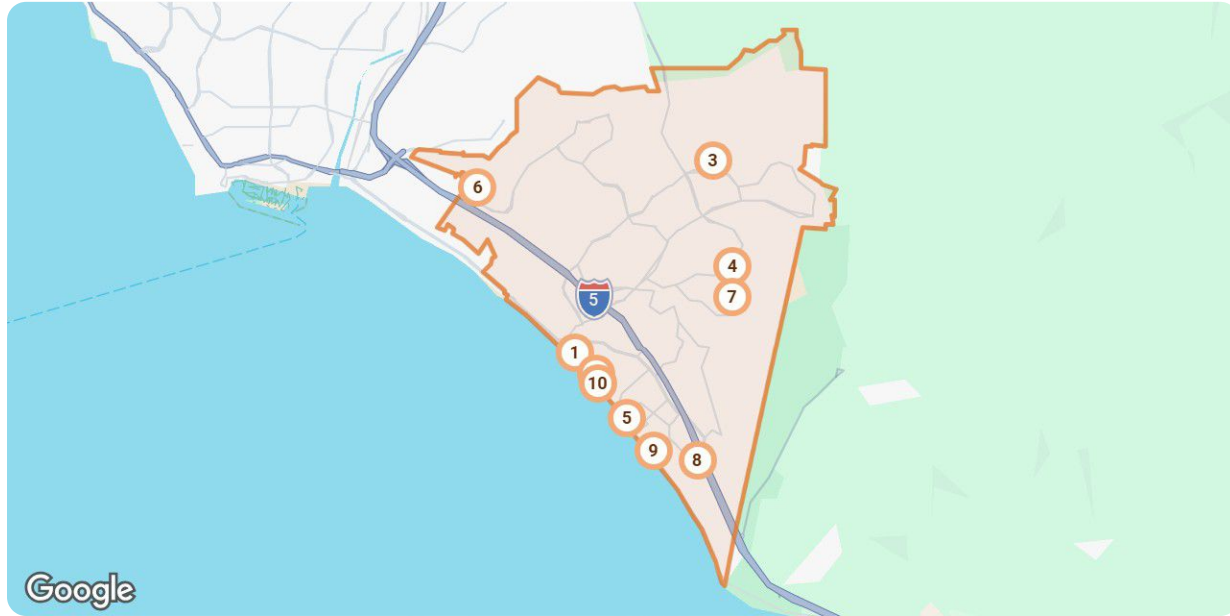
Legend

● Active For Lease

Pending: 10 properties		Property Type	Beds / Baths	Living Area (sq ft)	Lot Size / Year Built	List Date	List Price / \$ Per Sq Ft	Pending Date / Days in RPR
	 2 W Avenida San Gabriel San Clemente, CA 92672 MLS ID: LG26112808 Pending / For Lease <i>Courtesy of THE W COLLECTION, INC.</i>	Condo/Townhouse/Apt.	1/1	830	4,791 sqft / 1961	5/29/2026	\$2,500 mo. / \$3/sq ft	6/5/2026 / 7 days
	 2921 Via San Gorgonio San Clemente, CA 92672 MLS ID: OC26113146 Pending / For Lease <i>Courtesy of ENSTONE INVESTMENTS INC</i>	Single Family	4/2	1,822	9,286 sqft / 1964	5/28/2026	\$5,880 mo. / \$3/sq ft	6/2/2026 / 5 days
	 318 Cazador Ln, #B San Clemente, CA 92672 MLS ID: OC26080489 Pending / For Lease <i>Courtesy of BEACH CITIES REAL ESTATE</i>	Condo/Townhouse/Apt.	2/2	2,100	7,183 sqft / 2004	4/17/2026	\$5,000 mo. / \$2/sq ft	5/31/2026 / 44 days
	 420 Monterey Ln, #R13 San Clemente, CA 92672 MLS ID: OC26036579 Pending / For Lease <i>Courtesy of WHITE WATER REALTY INC</i>	Condo/Townhouse/Apt.	1/1	729	2 acres / 1964	2/18/2026	\$4,500 mo. / \$6/sq ft	5/31/2026 / 102 days
	 303 Cazador Ln San Clemente, CA 92672 MLS ID: OC26106160 Pending / For Lease <i>Courtesy of BERKSHIRE HATHAWAY HOMESERVICE</i>	Condo/Townhouse/Apt.	2/1	1,037	0.38 acres / 1953	5/15/2026	\$4,500 mo. / \$4/sq ft	5/30/2026 / 15 days
	 239 Avenida Pelayo San Clemente, CA 92672 MLS ID: OC26107768 Pending / For Lease <i>Courtesy of CONRAD REALTORS INC</i>	Condo/Townhouse/Apt.	2/1	950	7,840 sqft / 1965	5/19/2026	\$3,200 mo. / \$3/sq ft	5/29/2026 / 10 days
	 50 Via Armilla San Clemente, CA 92673 MLS ID: OC26088206 Pending / For Lease <i>Courtesy of BERKSHIRE HATHAWAY HOMESERVICE</i>	Single Family	4/4	3,376	5,044 sqft / 2005	5/5/2026	\$7,300 mo. / \$2/sq ft	5/26/2026 / 21 days
	 227 Avenida Miramar San Clemente, CA 92672 MLS ID: OC26109206 Pending / For Lease <i>Courtesy of CONRAD REALTORS INC</i>	Condo/Townhouse/Apt.	2/1	800	3,998 sqft / 1958	5/19/2026	\$3,350 mo. / \$4/sq ft	5/19/2026 / - days
	 804 Avenida Presidio San Clemente, CA 92672 MLS ID: OC26102325 Pending / For Lease <i>Courtesy of BARRY BURNETT REALTY, INC</i>	Single Family	5/3	2,750	9,034 sqft / 1976	5/11/2026	\$7,750 mo. / \$3/sq ft	5/14/2026 / 3 days
	 3324 Calle La Veta San Clemente, CA 92672 MLS ID: OC26080079 Pending / For Lease <i>Courtesy of BERKSHIRE HATHAWAY HOMESERVICE</i>	Condo/Townhouse/Apt.	3/2	1,413	1,663 sqft / 1974	5/6/2026	\$4,700 mo. / \$3/sq ft	5/14/2026 / 8 days

Closed

Source: Public Records and Listings



Legend

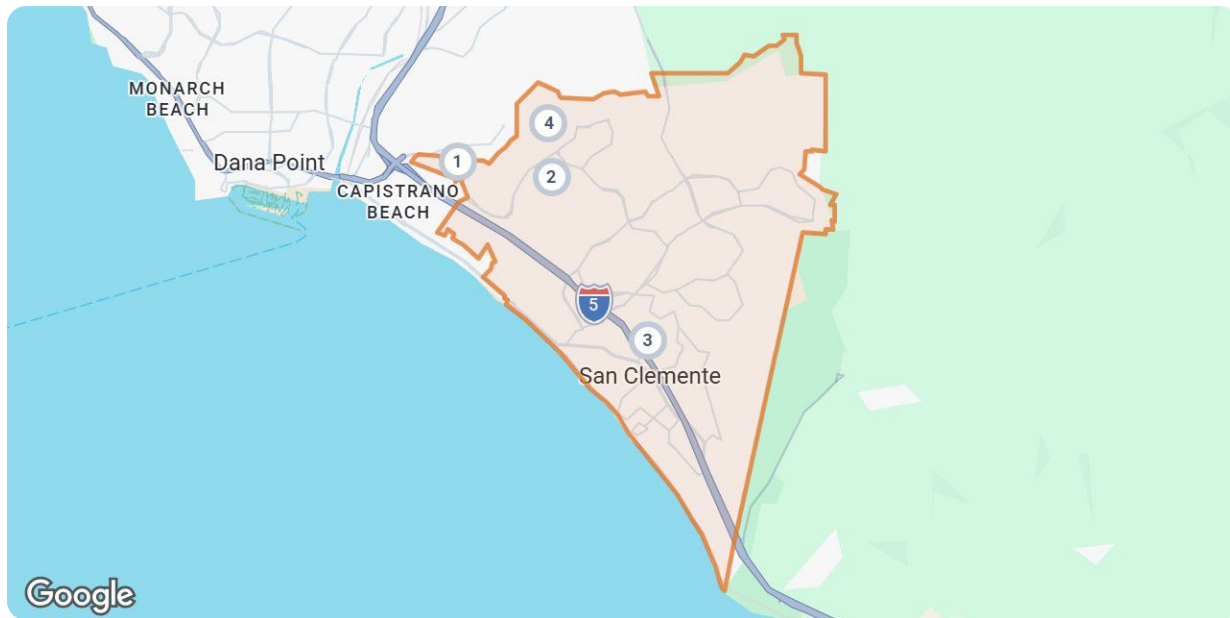
● Closed

Closed: 10 properties		Property Type	Beds / Baths	Living Area (sq ft)	Lot Size / Year Built	Closed Date / Days in RPR	Closed Price / \$ Per Sq Ft	List to Sold Price %
1	 <p>1524 Buena Vis San Clemente, CA 92672 MLS ID: OC26111678 ■ Closed / For Lease <i>Courtesy of ANCHOR WEST PROPERTIES, INC.</i></p>	Condo/Townhouse/Apt.	3/2	1,250	6,098 sqft / 1965	6/8/2026 / 17 days	- / \$3/sq ft	-
2	 <p>236 W Canada San Clemente, CA 92672 MLS ID: OC26119098 ■ Closed / For Lease <i>Courtesy of ANCHOR WEST PROPERTIES, INC.</i></p>	Condo/Townhouse/Apt.	-/1	600	3,920 sqft / 1953	6/8/2026 / 7 days	- / \$4/sq ft	-
3	 <p>207 Via Malaga San Clemente, CA 92673 MLS ID: LG26116735 ■ Closed / For Lease <i>Courtesy of FIRST TEAM REAL ESTATE</i></p>	Single Family	4/3	2,888	8,093 sqft / 1999	6/8/2026 / 3 days	- / \$3/sq ft	-
4	 <p>43 Chapital San Clemente, CA 92672 MLS ID: OC26104885 ■ Closed / For Lease <i>Courtesy of COLDWELL BANKER REALTY</i></p>	Single Family	3/3	1,946	4,321 sqft / 1999	6/6/2026 / 16 days	- / \$3/sq ft	-
5	 <p>408 Pasadena Ct, #9 San Clemente, CA 92672 MLS ID: OC26082177 ■ Closed / For Lease <i>Courtesy of CENTURY 21 AFFILIATED</i></p>	Condo/Townhouse/Apt.	3/2	2,011	1.3 acres / 1978	6/6/2026 / 12 days	- / \$4/sq ft	-

Closed: 10 properties		Property Type	Beds / Baths	Living Area (sq ft)	Lot Size / Year Built	Closed Date / Days in RPR	Closed Price / \$ Per Sq Ft	List to Sold Price %
	 3515 Calle Verano San Clemente, CA 92673 MLS ID: NP26118892 ■ Closed / For Lease <i>Courtesy of COMPASS</i>	Condo/Townhouse/Apt.	3/3	1,539	2,304 sqft / 1972	6/3/2026 / 2 days	- / \$4/sq ft	-
	 14 Gema San Clemente, CA 92672 MLS ID: OC26094811 ■ Closed / For Lease <i>Courtesy of FIRST TEAM REAL ESTATE</i>	Single Family	4/3	2,080	3,232 sqft / 1989	6/3/2026 / 32 days	- / \$3/sq ft	-
	 102 Calle Cita San Clemente, CA 92672 MLS ID: OC26119894 ■ Closed / For Lease <i>Courtesy of CONRAD REALTORS INC</i>	Single Family	4/2	1,956	10,441 sqft / 1960	6/2/2026 / - days	- / \$5/sq ft	-
	 1820 Calle De Los Alamos San Clemente, CA 92672 MLS ID: OC26042465 ■ Closed / For Lease <i>Courtesy of COMPASS</i>	Single Family	5/4	4,133	0.36 acres / 1988	6/2/2026 / 90 days	- / \$10/sq ft	-
	 254 La Paloma San Clemente, CA 92672 MLS ID: OC26114076 ■ Closed / For Lease <i>Courtesy of STRATA PROPERTY SOLUTIONS INC.</i>	Condo/Townhouse/Apt.	2/1	850	9,487 sqft / 1959	6/2/2026 / 6 days	- / \$4/sq ft	-





Distressed

Source: Public Records and Listings



Legend

- Off Market, Hold, Withdrawn, Expired, or Canceled

Distressed: 4 properties		Property Type	Beds / Baths	Living Area (sq ft)	Lot Size / Year Built	List Date / Days in RPR	List Price / \$ Per Sq Ft	Distressed Date / Type
1	 <p>3911 Calle Andalucia San Clemente, CA 92673 Off Market / Public Record</p>	Single Family	5/4	4,965	0.41 acres 1978	- - days	- \$813/sq ft	4/27/2026 Notice of Default
2	 <p>2822 Calle Guadalajara San Clemente, CA 92673 Off Market / Public Record</p>	Single Family	4/3	2,354	0.33 acres 1986	- - days	- \$914/sq ft	5/22/2026 Notice of Foreclosure Sale
3	 <p>222 Avenida La Cuesta San Clemente, CA 92672 Off Market / Public Record</p>	Single Family	3/6	4,460	7,900 sqft 2004	- - days	- \$814/sq ft	3/27/2026 Notice of Default
4	 <p>1394 Felipe, #119 San Clemente, CA 92673 Off Market / Public Record</p>	Condo/Townhouse/Apt.	3/3	1,471	- 1985	- - days	- \$788/sq ft	3/13/2026 Notice of Default

About RPR

- RPR® is the nation's largest property database, exclusively for REALTORS®. It empowers REALTORS® to help buyers and sellers make informed decisions, backed by a real estate database covering more than 160 million residential and commercial properties in the United States.
- RPR is a wholly owned subsidiary of the National Association of REALTORS® and a member benefit to REALTORS®.
- RPR's data sources range from MLSs and county-level tax and assessment offices, to the U.S. Census and FEMA, to specialty data set providers such as Esri (consumer data), Niche (school information) and Precisely (geographic boundaries).

Learn More

For more information about RPR, please visit RPR's public website: <https://blog.narrpr.com>

