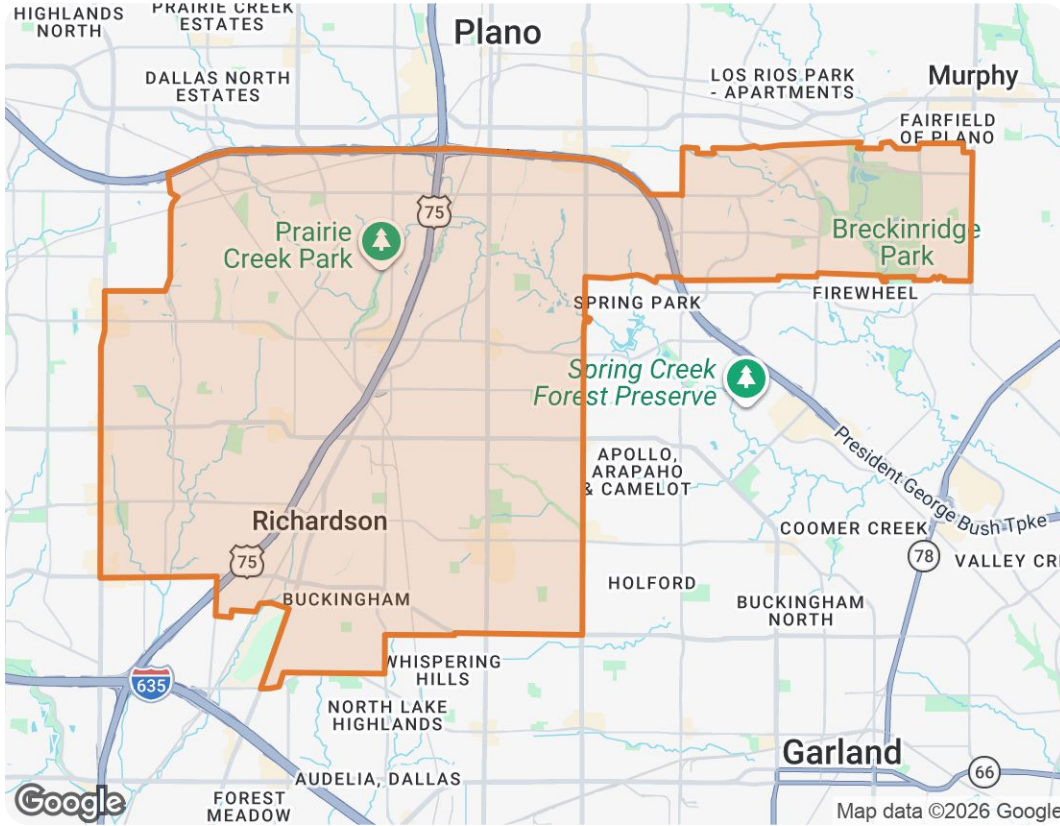


Richardson, Texas



The biggest buyer rebates and lowest selling fees in real estate – without sacrificing full-service support, 7 days a week.

ShopProp Licensed CA, WA, HI, AZ, MI, TX, VA, CO

📞 Office (888) 821-0556

✉️ team@shopprop.com

🌐 www.shopprop.com

Shop|Prop

ShopProp Inc.

Market Trends

Market Trends for Richardson, Texas

Single Family + Condo/Townhouse/Apt.

May 2026

Market Type



Key Details

Months of Inventory	Sold to List Price %	Median Days in RPR	Median Sold Price
3.68 ↑ 17.57% MoM	97.8% ↓ 0.67% MoM	16 ↑ 45.45% MoM	\$465,000 ↑ 3.33% MoM

This represents an estimated sale price for this property. It is not the same as the opinion of value in an appraisal developed by a licensed appraiser under the Uniform Standards of Professional Appraisal Practice.



Richardson, Texas

May 2026 Median Estimated Property Value

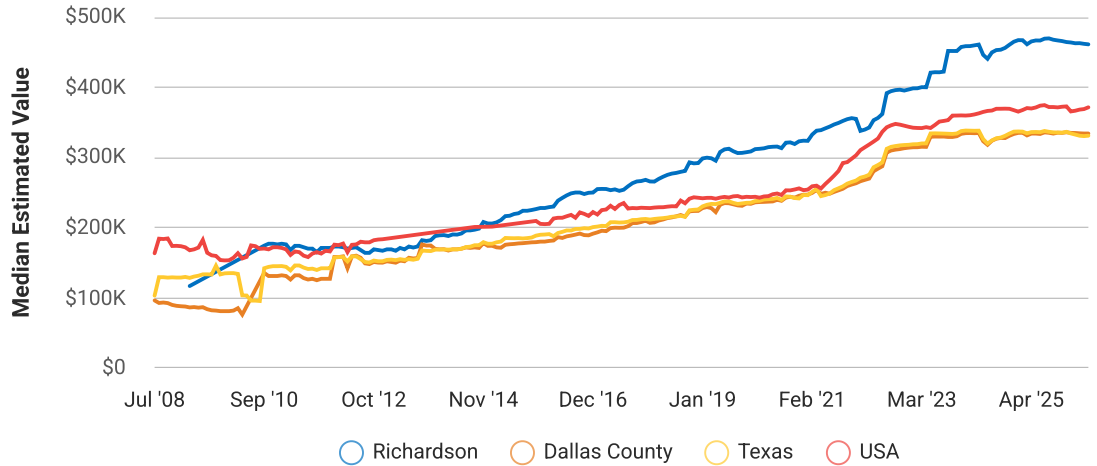
Single Family + Condo/Townhouse/Apt.

This graphic displays property estimates for a market area and a subject property, where one has been selected. Estimated property values are generated by a valuation model and are not formal appraisals.

Source: Public records, and MLS sources where licensed

Update Frequency: Monthly

Median Estimated Value \$461,210	Last Month Change -0.2%	12 Month Change -1.2%
---	--	--



May 2026 Active Listings

Richardson, Texas

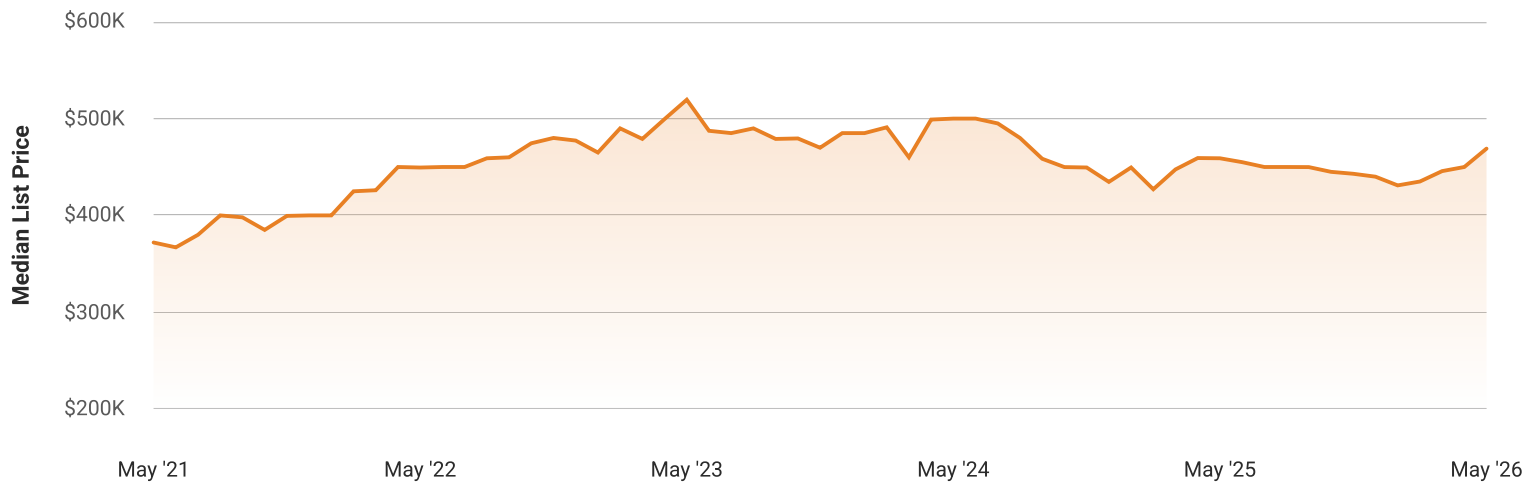
Single Family + Condo/Townhouse/Apt.

This graphic summarizes key statistics for properties that were in an active status on the last day of each month. RPR uses list date and a derived pending date to determine if the listing was active on the last day of the month. An end-of-month snapshot of active listings helps to understand inventory levels, price points and duration on the market.

Source: Listing sources

Update Frequency: Monthly

Median List Price - \$469,000 ↑ 4.2% Month over Month



Richardson, Texas

May 2026 Sold Listings

Richardson, Texas

Single Family + Condo/Townhouse/Apt.

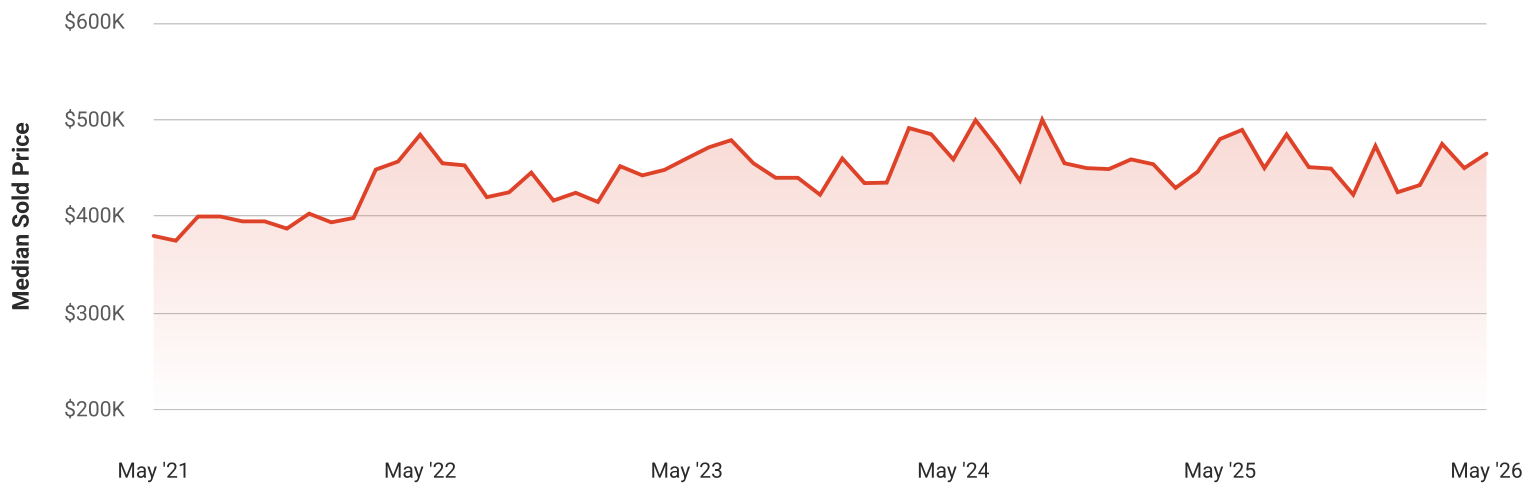
This graphic summarizes key statistics for properties that sold each month. RPR uses a derived sold date to determine when a property moved into a sold status within the given month. These statistics are important for understanding the price points on sold properties as well as the difference between the list price and sold price, which reveals whether buyers are paying over or under the asking price.

Source: Listing sources

Update Frequency: Monthly

Median Sold Price - \$465,000

↑ 3.3% Month over Month



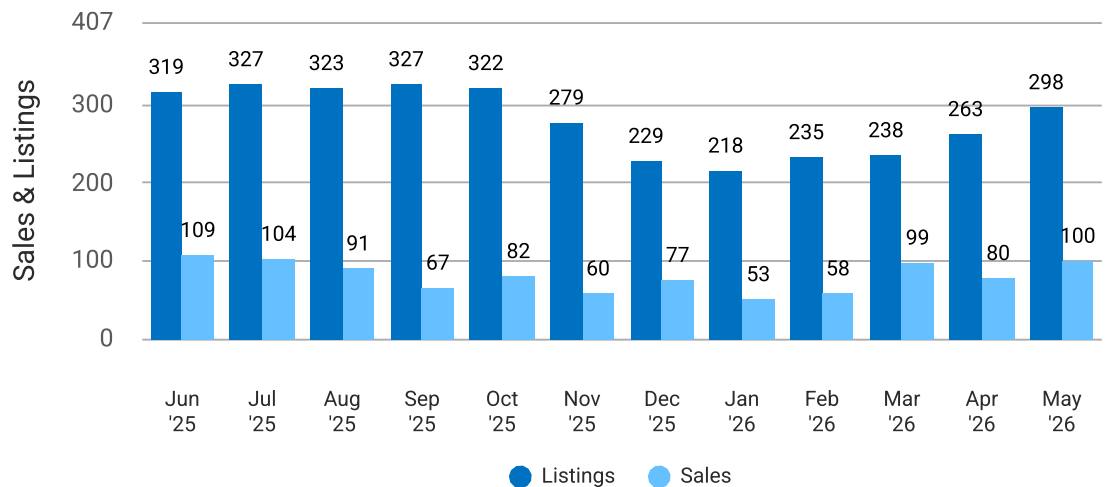
Total Sales and Active Listings in Richardson, Texas

Single Family + Condo/Townhouse/Apt.

This graph compares the number of sales with the number of active listings in the local market.

Source: MLS data where licensed

Update Frequency: Monthly



Richardson, Texas

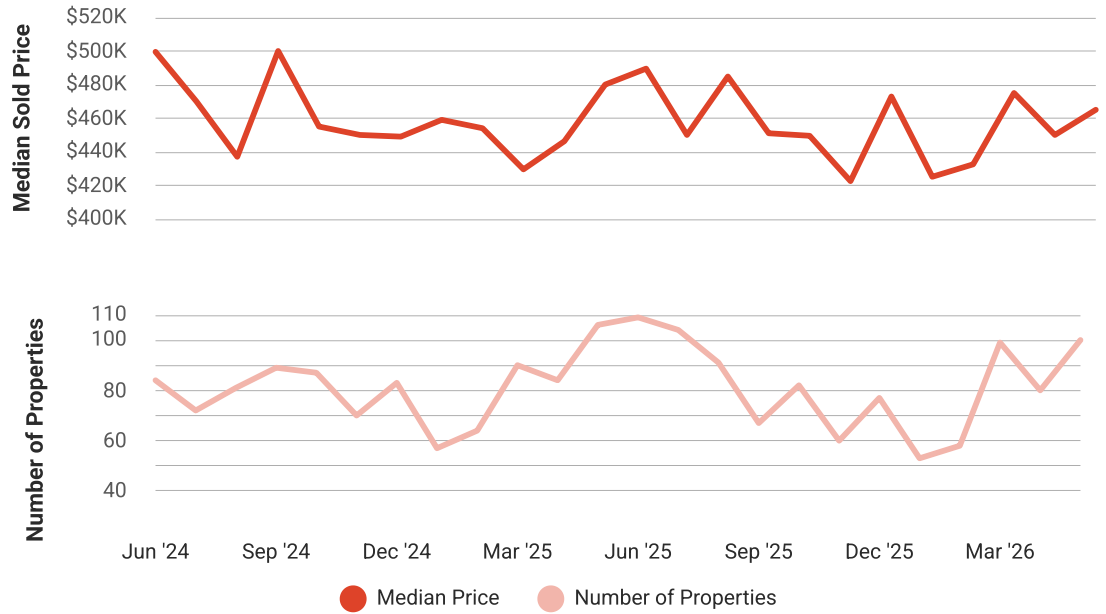
Median Sold Price vs Sold Listings in Richardson, Texas

Single Family + Condo/Townhouse/Apt.

This chart compares the trend of median sold price and number of sold listings for the given location.

Source: Listing Data

Update Frequency: Monthly



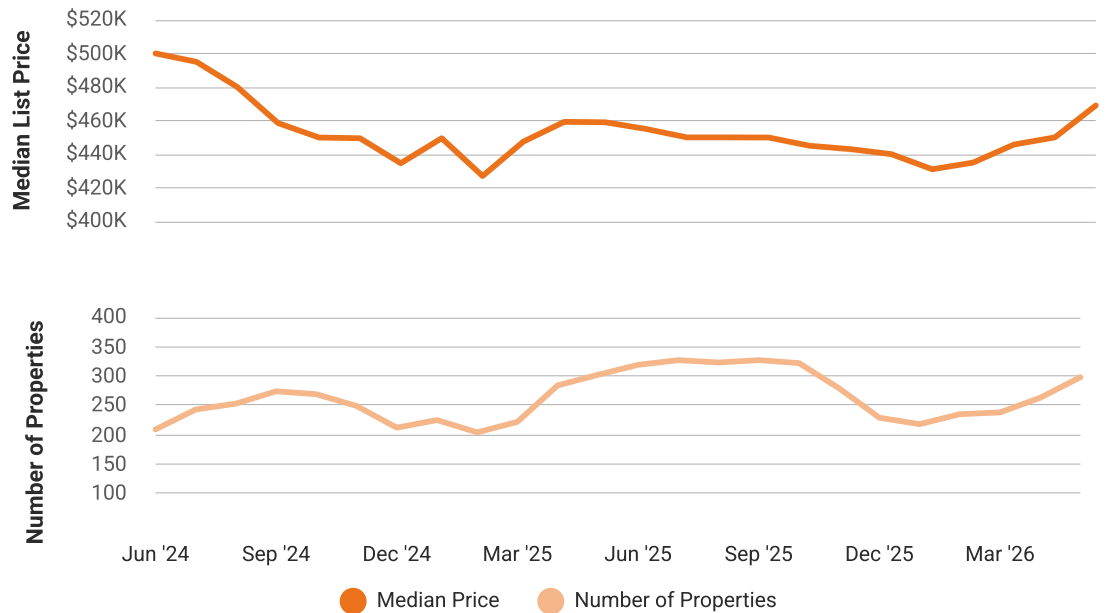
Median List Price vs Active Listings in Richardson, Texas

Single Family + Condo/Townhouse/Apt.

This chart compares the trend of median list price and number of active properties for the given location.

Source: Listing Data

Update Frequency: Monthly



Market Snapshot

Value and Price Changes

	Current	Last Month	Last 3 Months	Last 12 Months	Last 24 Months	Last 36 Months
Median Est. Property Value Last Updated: 5/31/2026	\$461,210	\$461,920 -0.15%	\$462,750 -0.33%	\$466,750 -1.19%	\$446,240 +3.35%	\$420,820 +9.6%
Median Sold Price Last Updated: 5/31/2026	\$465,000	\$449,995 +3.33%	\$432,500 +7.51%	\$480,000 -3.12%	\$459,000 +1.31%	\$460,000 +1.09%
Median List Price Last Updated: 5/31/2026	\$469,000	\$450,000 +4.22%	\$434,999 +7.82%	\$459,000 +2.18%	\$500,000 -6.2%	\$519,500 -9.72%

About this Data: Because some brokerages may choose not to include their MLS listing content within the RPR platform, the analysis contained in this report may not have been created using all the available listing data within this geographical market. Median estimated property values are generated by a valuation model and are not formal appraisals. Valuations are based on public records and MLS data where licensed. The Metrics displayed here reflect **All Residential Single Family, Condo, Townhouse and Apartment properties** data.

Market Activity

Market Activity Filters

Sort Order: Date

Maximum Properties Per Change Type: 10

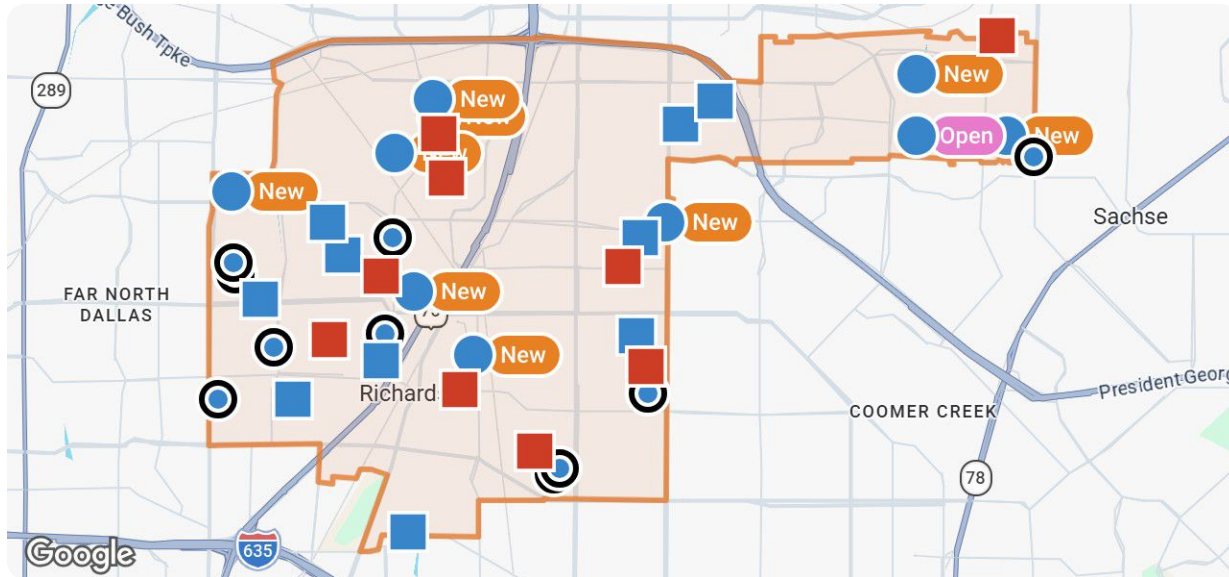
Change Types: New Listings, Pending, Closed, Distressed

Property Types: Single Family, Condo/Townhouse/Apt

Property Features: Sale Price: Any, Lease Price: Any, Beds: Any, Baths: Any, Living Area: Any, Lot Size (acre): Any, Year Built: Any

Summary

For Sale Activity in the Last 3 Months



Legend

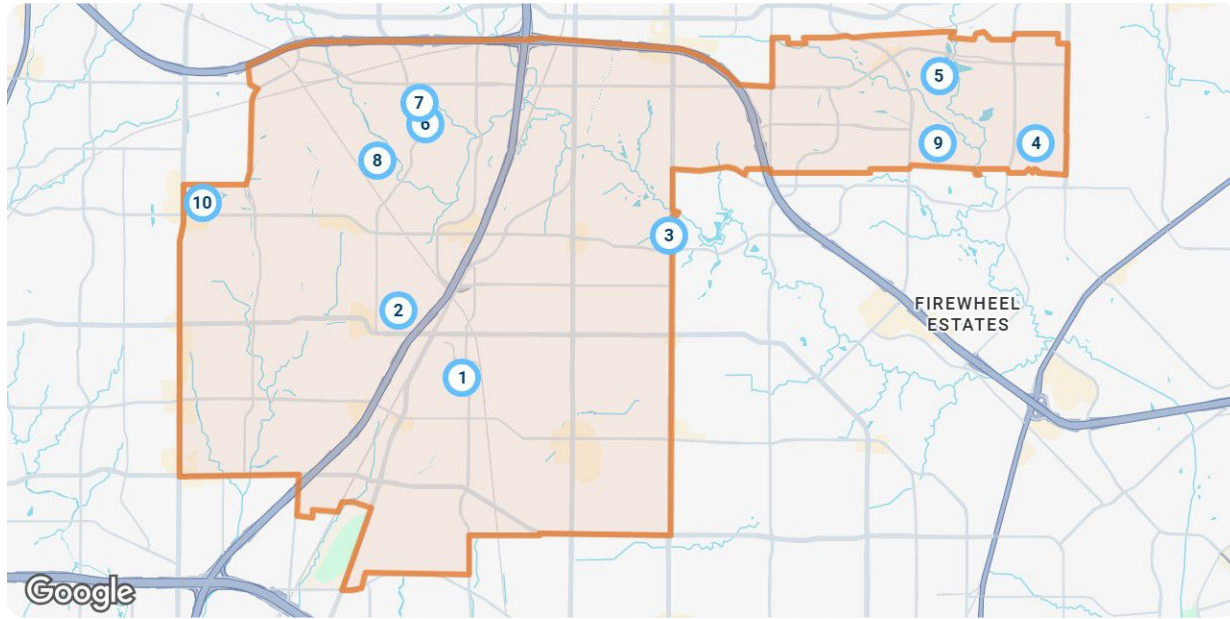
- For Sale
- For Sale Pending
- Recently Closed
- Distressed

	New	Pending	Closed	Distressed
Number of Properties	10	10	10	9
Lowest Listing Price / Est.Value	\$240,000	\$329,900	\$295,000	\$258,150
Median Listing Price / Est.Value	\$497,000	\$427,400	\$477,500	\$505,970
Highest Listing Price / Est.Value	\$1,899,900	\$624,900	\$755,000	\$1,297,700
Average Price / sqft	\$236	\$244	\$221	\$230
Median Price / sqft	\$207	\$235	\$214	\$215
Average Days in RPR	2	30	57	-
Median Days in RPR	2	14	26	-
Total Volume	\$6,258,800	\$4,664,899	\$4,924,400	\$4,947,330
Source	Listings	Listings	Public Records & Listings	Public Records & Listings

Market Activity Breakdown


New





Source: Listings



Legend

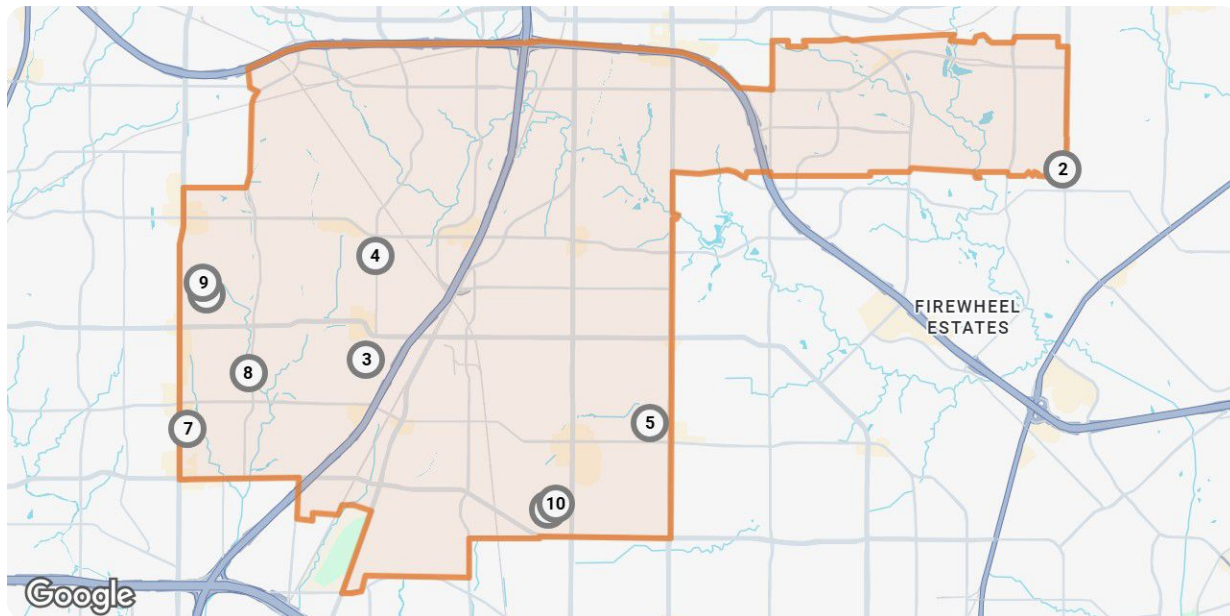
● Active For Sale

New: 10 properties		Property Type	Beds / Baths	Living Area (sq ft)	Lot Size	Year Built	List Date / Days in RPR	List Price / \$ Per Sq Ft
1	 <p>530 Apollo Rd Richardson, TX 75081 MLS ID: 21294448 ● Active / For Sale <i>Listing Courtesy of Steve Hendry Homes Realty</i></p>	Single Family	3/2	1,265	8,581 sqft	1960	6/6/2026 1 day	\$349,900 \$277/sq ft
2	 <p>411 Lynn St Richardson, TX 75080 MLS ID: 21291573 ● Active / For Sale <i>Listing Courtesy of Keller Williams Central</i></p>	Single Family	3/2	1,159	7,797 sqft	1956	6/6/2026 1 day	\$340,000 \$293/sq ft
3	 <p>2115 Portsmouth Dr Richardson, TX 75082 MLS ID: 21294014 ● Active / For Sale <i>Listing Courtesy of Keller Williams Frisco Stars</i></p>	Single Family	4/3	2,894	10,018 sqft	1979	6/6/2026 1 day	\$475,000 \$164/sq ft
4	 <p>2810 Ashbury Dr Richardson, TX 75082 MLS ID: 21284965 ● Active / For Sale <i>Listing Courtesy of Keller Williams Central</i></p>	Single Family	5/4	3,527	9,147 sqft	1997	6/5/2026 2 days	\$625,000 \$177/sq ft
5	 <p>3500 Christopher Ln Richardson, TX 75082 MLS ID: 21292687 ● Active / For Sale <i>Listing Courtesy of Ehome Pro LLC</i></p>	Single Family	3/2	2,318	6,534 sqft	1998	6/5/2026 2 days	\$519,000 \$224/sq ft

New: 10 properties		Property Type	Beds / Baths	Living Area (sq ft)	Lot Size	Year Built	List Date / Days in RPR	List Price / \$ Per Sq Ft
6	 <p>2650 Custer Pkwy, Apt D Richardson, TX 75080 MLS ID: 21292991 ● Active / For Sale</p> <p><i>Listing Courtesy of Compass RE Texas, LLC</i></p>	Condo/Townhouse/Apt.	3/3	1,824	871 sqft	1973	6/5/2026 2 days	\$240,000 \$132/sq ft
7	 <p>2731 Forest Grove Dr Richardson, TX 75080 MLS ID: 21292422 ● Active / For Sale</p> <p><i>Listing Courtesy of Ebby Halliday, REALTORS</i></p>	Single Family	6/4	3,335	0.47 acres	1968	6/5/2026 2 days	\$660,000 \$198/sq ft
8	 <p>2405 Mesa Dr Richardson, TX 75080 MLS ID: 21283026 ● Active / For Sale</p> <p><i>Listing Courtesy of Ebby Halliday Realtors</i></p>	Single Family	4/5	3,912	0.33 acres	1967	6/5/2026 2 days	\$1,899,900 \$486/sq ft
9	 <p>4604 Angel Fire Dr Richardson, TX 75082 MLS ID: 21290505 ● Active / For Sale</p> <p><i>Listing Courtesy of Keller Williams Central</i></p>	Single Family	5/4	4,097	10,193 sqft	2000	6/4/2026 3 days	\$800,000 \$195/sq ft
10	 <p>2016 Azure Pointe Richardson, TX 75080 MLS ID: 21292099 ● Active / For Sale</p> <p><i>Listing Courtesy of Sunet Group</i></p>	Condo/Townhouse/Apt.	2/2	1,626	1,132 sqft	2006	6/4/2026 3 days	\$350,000 \$215/sq ft

Pending

Source: Listings



Legend

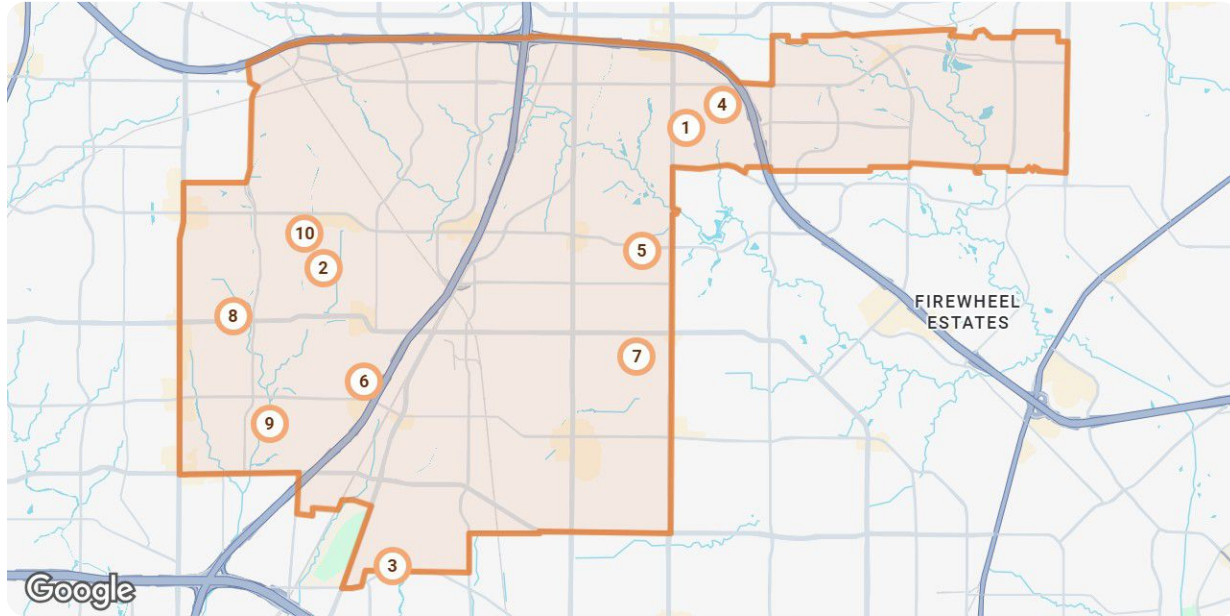
● Pending



Pending: 10 properties		Property Type	Beds / Baths	Living Area (sq ft)	Lot Size / Year Built	List Date	List Price / \$ Per Sq Ft	Pending Date / Days in RPR
1	<p>1313 Apache Dr Richardson, TX 75080 MLS ID: 21274964 ● Pending / For Sale</p> <p><i>Listing Courtesy of Ebby Halliday, REALTORS</i></p>	Single Family	4/3	2,036	9,016 sqft 1965	6/4/2026	\$557,500 \$274/sq ft	6/5/2026 1 day
2	<p>2612 Ranchview Dr Richardson, TX 75082 MLS ID: 21264805 ● Pending / For Sale</p> <p><i>Listing Courtesy of eXp Realty LLC</i></p>	Single Family	5/4	3,199	0.27 acres 2003	5/20/2026	\$565,000 \$177/sq ft	6/2/2026 13 days
3	<p>777 Custer Rd, Apt 9-4 Richardson, TX 75080 MLS ID: 21261047 ● Pending / For Sale</p> <p><i>Listing Courtesy of Fathom Realty LLC</i></p>	Condo/Townhouse/Apt.	3/3	1,539	8.42 acres 1981	5/5/2026	\$329,900 \$214/sq ft	5/30/2026 25 days
4	<p>501 Cambridge Dr Richardson, TX 75080 MLS ID: 21174217 ● Pending / For Sale</p> <p><i>Listing Courtesy of Keller Williams Frisco Stars</i></p>	Single Family	4/2	1,542	10,018 sqft 1961	2/10/2026	\$429,799 \$279/sq ft	5/29/2026 108 days
5	<p>149 N Spring Creek Dr Richardson, TX 75081 MLS ID: 21282718 ● Pending / For Sale</p> <p><i>Listing Courtesy of RJ Williams & Company RE LLC</i></p>	Single Family	4/2	1,821	10,585 sqft 1975	5/27/2026	\$419,000 \$230/sq ft	5/29/2026 2 days
6	<p>1301 Dunbarton Dr Richardson, TX 75081 MLS ID: 21269892 ● Pending / For Sale</p> <p><i>Listing Courtesy of CENTURY 21 Judge Fite Co.</i></p>	Single Family	3/2	1,869	0.29 acres 1968	5/13/2026	\$425,000 \$227/sq ft	5/27/2026 14 days
7	<p>1423 Stagecoach Dr Richardson, TX 75080 MLS ID: 21183105 ● Pending / For Sale</p> <p><i>Listing Courtesy of Hygge Homes and Land</i></p>	Single Family	4/3	2,336	8,232 sqft 1965	2/17/2026	\$394,900 \$169/sq ft	5/27/2026 99 days
8	<p>406 Saint Lukes Dr Richardson, TX 75080 MLS ID: 21252850 ● Pending / For Sale</p> <p><i>Listing Courtesy of Ebby Halliday, REALTORS</i></p>	Single Family	4/2	1,752	0.26 acres 1959	4/28/2026	\$519,000 \$296/sq ft	5/25/2026 27 days
9	<p>1309 Seminole Dr Richardson, TX 75080 MLS ID: 21276765 ● Pending / For Sale</p> <p><i>Listing Courtesy of Keller Williams Central</i></p>	Single Family	4/2	1,864	9,757 sqft 1965	5/20/2026	\$624,900 \$335/sq ft	5/25/2026 5 days
10	<p>1311 Edgewood Dr Richardson, TX 75081 MLS ID: 21278013 ● Pending / For Sale</p> <p><i>Listing Courtesy of Christie's Lone Star</i></p>	Single Family	3/2	1,668	9,016 sqft 1970	5/22/2026	\$399,900 \$240/sq ft	5/24/2026 2 days

Closed


Source: Public Records and Listings



Legend

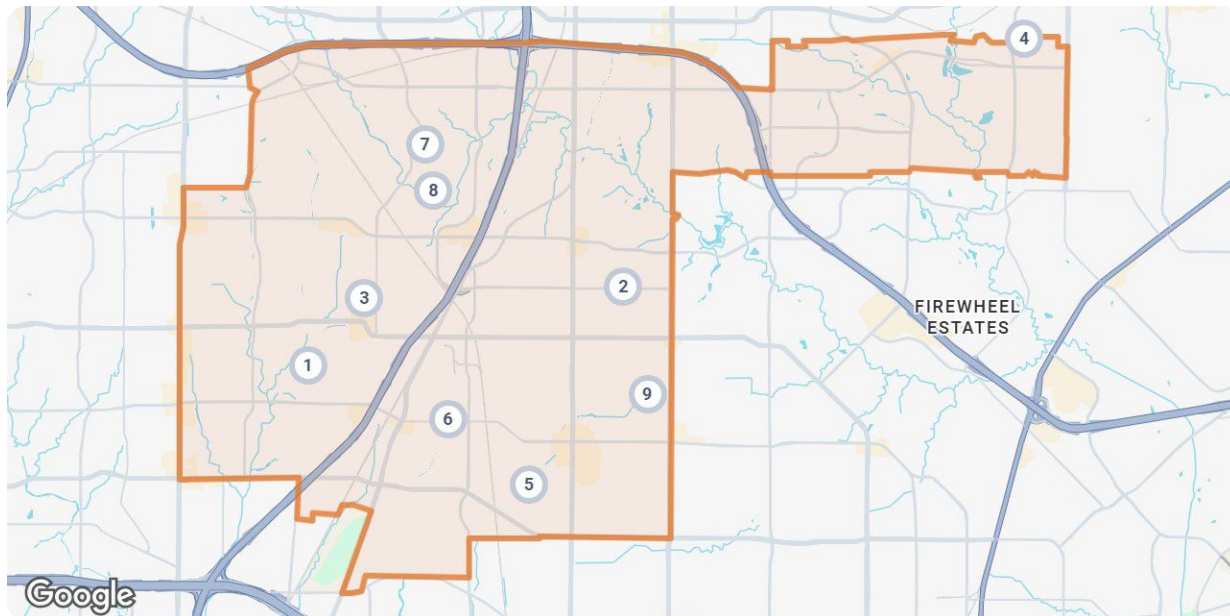
● Closed

Closed: 10 properties		Property Type	Beds / Baths	Living Area (sq ft)	Lot Size / Year Built	Closed Date / Days in RPR	Closed Price / \$ Per Sq Ft	List to Sold Price %
1	 <p>2218 Acacia St Richardson, TX 75082 MLS ID: 21255742 Closed / For Sale</p> <p><i>Courtesy of Keller Williams Central</i></p>	Single Family	4/3	2,736	0.27 acres 1982	6/5/2026 5 days	\$520,000 \$190/sq ft	↑ 1.36%
2	 <p>706 Gaylewood Dr Richardson, TX 75080 MLS ID: 21254947 Closed / For Sale</p> <p><i>Courtesy of Ultima Real Estate</i></p>	Single Family	3/2	2,169	8,340 sqft 1961	6/5/2026 31 days	\$295,000 \$136/sq ft	↓ 15.71%
3	 <p>1232 Richland Oaks Dr Richardson, TX 75081 MLS ID: 20869809 Closed / For Sale</p> <p><i>Courtesy of Opendoor Brokerage, LLC</i></p>	Single Family	3/2	1,833	5,000 sqft 1978	6/5/2026 364 days	\$309,000 \$169/sq ft	↓ 17.16%
4	 <p>3207 Spring Lake Dr Richardson, TX 75082 MLS ID: 21208042 Closed / For Sale</p> <p><i>Courtesy of Keller Williams Realty Allen</i></p>	Single Family	4/3	2,341	8,712 sqft 1987	6/5/2026 46 days	\$539,900 \$231/sq ft	-
5	 <p>1902 Spring Meadow Ln Richardson, TX 75081 MLS ID: 21244379 Closed / For Sale</p> <p><i>Courtesy of ListingSpark</i></p>	Single Family	4/3	3,568	10,105 sqft 1992	6/5/2026 16 days	\$701,000 \$196/sq ft	↓ 1.11%

Closed: 10 properties		Property Type	Beds / Baths	Living Area (sq ft)	Lot Size / Year Built	Closed Date / Days in RPR	Closed Price / \$ Per Sq ft	List to Sold Price %
	 <p>510 Westwood Dr Richardson, TX 75080 MLS ID: 21218383 Closed / For Sale</p> <p><i>Courtesy of Washburn Realty Group,LLC</i></p>	Single Family	3/2	1,454	8,973 sqft 1955	6/4/2026 37 days	\$439,500 \$302/sq ft	-
	 <p>1820 Auburn Dr Richardson, TX 75081 MLS ID: 21244216 Closed / For Sale</p> <p><i>Courtesy of Jones-Papadopoulos & Co</i></p>	Single Family	3/2	2,130	9,016 sqft 1974	6/3/2026 25 days	\$440,000 \$207/sq ft	↓ 1.12%
	 <p>1216 Cherokee Dr Richardson, TX 75080 MLS ID: 21233355 Closed / For Sale</p> <p><i>Courtesy of Ebby Halliday Realtors</i></p>	Single Family	5/4	2,638	0.27 acres 1962	6/3/2026 5 days	\$755,000 \$286/sq ft	↑ 4.14%
	 <p>905 Dumont Dr Richardson, TX 75080 MLS ID: 21233067 Closed / For Sale</p> <p><i>Courtesy of Washburn Realty Group,LLC</i></p>	Single Family	4/2	1,912	9,104 sqft 1960	6/3/2026 10 days	\$515,000 \$269/sq ft	↑ 3.1%
	 <p>738 Kingswood Ave Richardson, TX 75080 MLS ID: 21223317 Closed / For Sale</p> <p><i>Courtesy of Diamond Cut Real Estate</i></p>	Single Family	4/3	1,854	7,797 sqft 1968	6/3/2026 27 days	\$410,000 \$221/sq ft	↓ 6.82%








Distressed

Source: Public Records and Listings



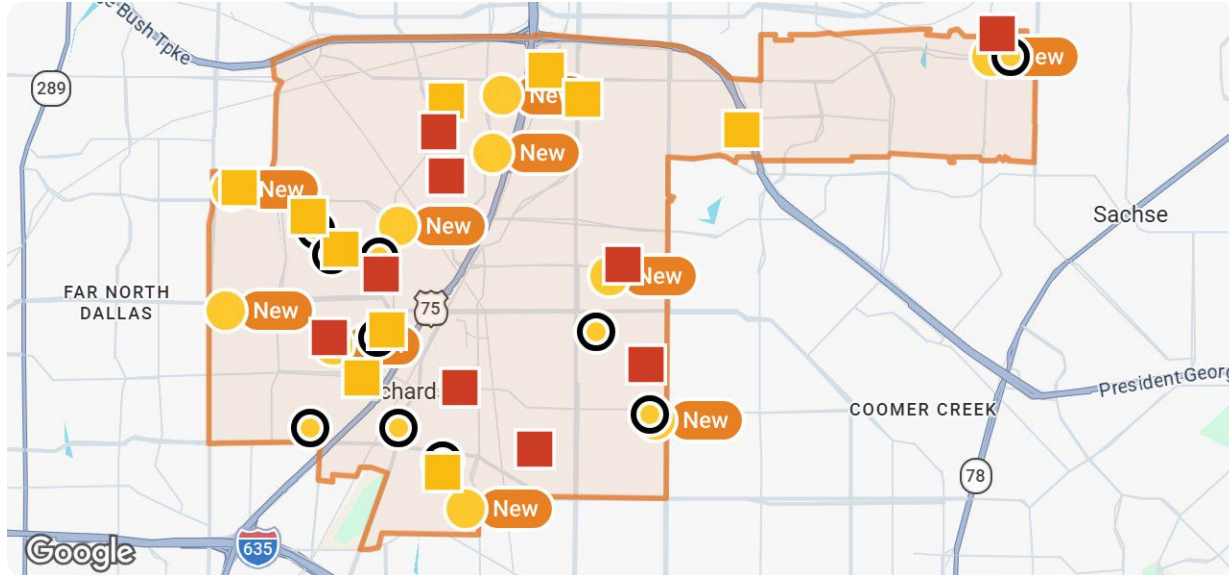
Legend

● Off Market, Hold, Withdrawn, Expired, or Canceled

Distressed: 9 properties		Property Type	Beds / Baths	Living Area (sq ft)	Lot Size / Year Built	List Date / Days in RPR	List Price / \$ Per Sq Ft	Distressed Date / Type
1	 719 Northhill Dr Richardson, TX 75080 Off Market / Public Record	Single Family	-/2	1,933	9,750 sqft 1957	- - days	- \$279/sq ft	5/12/2026 Notice of Foreclosure Sale
2	 1811 E Collins Blvd Richardson, TX 75081 Off Market / Public Record	Single Family	3/2	1,776	10,000 sqft 1977	- - days	- \$222/sq ft	4/9/2026 Notice of Foreclosure Sale
3	 518 Vernet St Richardson, TX 75080 Off Market / Public Record	Single Family	3/2	1,282	0.26 acres 1959	- - days	- \$274/sq ft	4/9/2026 Notice of Foreclosure Sale
4	 5413 Palace Dr Richardson, TX 75082 Off Market / Public Record	Single Family	4/3	2,428	- 1997	- - days	- \$215/sq ft	5/12/2026 Notice of Foreclosure Sale
5	 1117 E Spring Valley Rd Richardson, TX 75081 Off Market / Public Record	Single Family	4/3	2,778	10,138 sqft 1978	- - days	- \$182/sq ft	3/16/2026 Notice of Foreclosure Sale
6	 102 N Lois Ln Richardson, TX 75081 Off Market / Public Record	Single Family	3/2	1,970	8,880 sqft 1962	- - days	- \$215/sq ft	4/23/2026 Notice of Foreclosure Sale
7	 2624 Custer Pkwy, #40 Richardson, TX 75080 Off Market / Public Record	Condo/Townhouse/Apt.	-/-	1,632	- 1973	- - days	- \$158/sq ft	4/9/2026 Notice of Foreclosure Sale
8	 403 Fall Creek Dr Richardson, TX 75080 Off Market / Public Record	Single Family	4/4	3,470	0.39 acres 1972	- - days	- \$374/sq ft	4/2/2026 Notice of Foreclosure Sale
9	 2001 Plymouth Rock Dr Richardson, TX 75081 Off Market / Public Record	Single Family	4/3	4,322	10,500 sqft 1974	- - days	- \$152/sq ft	5/11/2026 Notice of Foreclosure Sale

Summary

For Lease Activity in the Last 3 Months



Legend

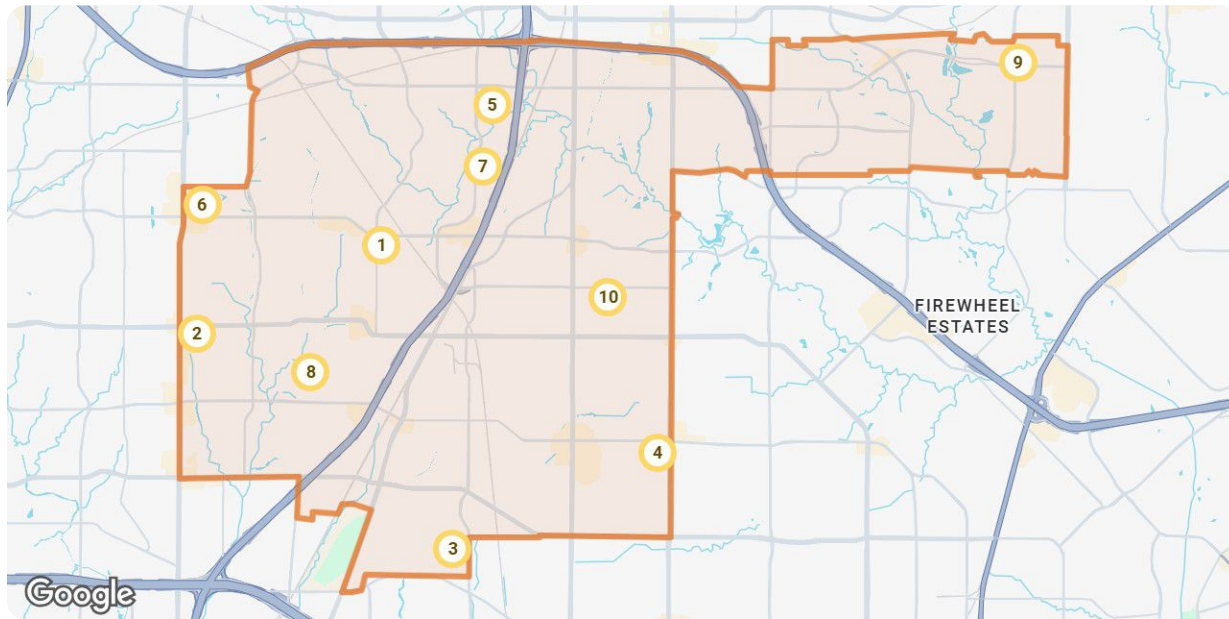
- For Lease
- For Lease Pending
- Distressed
- Recently Leased

	New	Pending	Closed	Distressed
Number of Properties	10	10	10	9
Lowest Listing Price / Est.Value	\$1,800	\$1,450	\$2,200	\$258,150
Median Listing Price / Est.Value	\$3,150	\$2,600	\$2,398	\$505,970
Highest Listing Price / Est.Value	\$3,995	\$3,200	\$3,695	\$1,297,700
Average Price / sqft	\$1	\$2	\$2	\$230
Median Price / sqft	\$1	\$2	\$2	\$215
Average Days in RPR	3	42	32	-
Median Days in RPR	3	20	34	-
Total Volume	\$31,389	\$25,495	\$25,790	\$4,947,330
Source	Listings	Listings	Public Records & Listings	Public Records & Listings

Market Activity Breakdown

New

Source: Listings



Legend

● Active For Lease

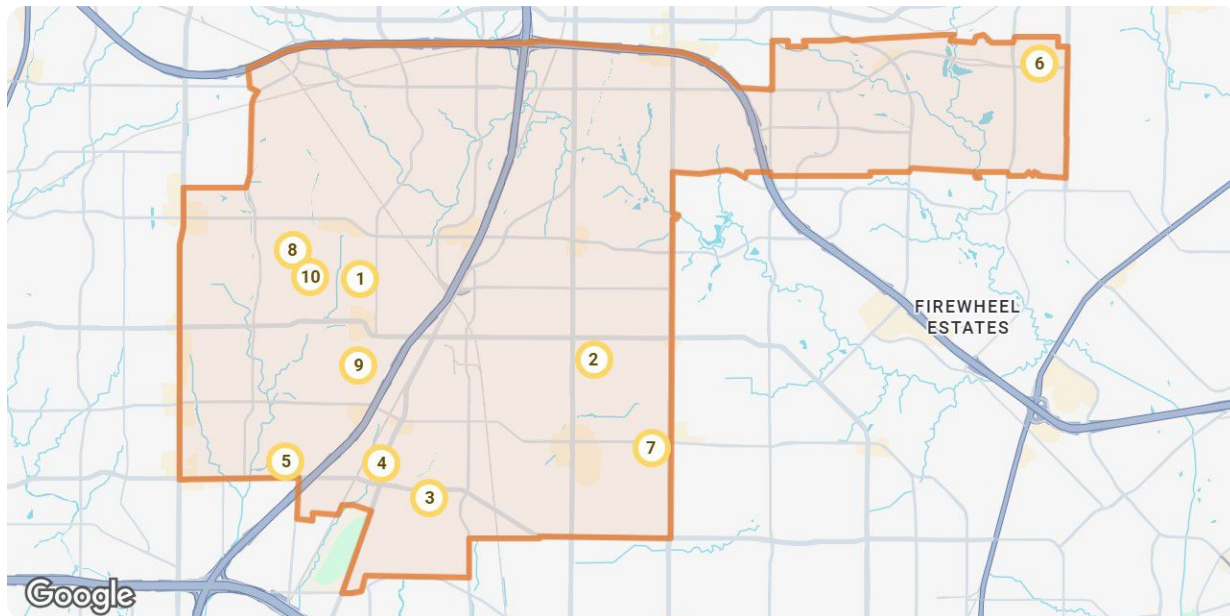
New: 10 properties		Property Type	Beds / Baths	Living Area (sq ft)	Lot Size	Year Built	List Date / Days in RPR	List Price / \$ Per Sq Ft
1	 <p>425 Provincetown Ln Richardson, TX 75080 MLS ID: 21294168 ● Active / For Lease <i>Courtesy of Dallas Ark, REALTORS</i></p>	Single Family	3/2	1,918	7,492 sqft	1976	6/6/2026 1 day	\$3,100 mo. \$2/sq ft
2	 <p>1001 Cardinal Ln Richardson, TX 75080 MLS ID: 21293899 ● Active / For Lease <i>Courtesy of CIRCLE C PROPERTIES</i></p>	Single Family	3/3	2,128	0.25 acres	1960	6/5/2026 2 days	\$3,800 mo. \$2/sq ft
3	 <p>627 Tiffany Trl Richardson, TX 75081 MLS ID: 21293346 ● Active / For Lease <i>Courtesy of Keller Williams Realty DPR</i></p>	Single Family	3/3	2,340	9,016 sqft	2020	6/5/2026 2 days	\$3,900 mo. \$2/sq ft
4	 <p>220 Village North Dr Richardson, TX 75081 MLS ID: 21292640 ● Active / For Lease <i>Courtesy of Super Realty, LLC.</i></p>	Condo/Townhouse/Apt.	3/3	1,314	435 sqft	1973	6/5/2026 2 days	\$1,800 mo. \$1/sq ft
5	 <p>223 Woodcrest Dr Richardson, TX 75080 MLS ID: 21293603 ● Active / For Lease <i>Courtesy of All County Metroplex Prop Mgmt</i></p>	Single Family	4/3	2,721	9,583 sqft	1978	6/5/2026 2 days	\$3,095 mo. \$1/sq ft



New: 10 properties		Property Type	Beds / Baths	Living Area (sq ft)	Lot Size	Year Built	List Date / Days in RPR	List Price / \$ Per Sq Ft
	 <p>2016 Azure Pointe Richardson, TX 75080 MLS ID: 21292130 ● Active / For Lease</p> <p><i>Courtesy of Sunet Group</i></p>	Condo/Townhouse e/Apt.	2/2	1,626	1,132 sqft	2006	6/4/2026 3 days	\$2,450 mo. \$2/sq ft
	 <p>2480 Cathedral Dr Richardson, TX 75080 MLS ID: 21289845 ● Active / For Lease</p> <p><i>Courtesy of Apex Property Management</i></p>	Single Family	3/3	2,247	2,570 sqft	2018	6/3/2026 4 days	\$3,199 mo. \$1/sq ft
	 <p>717 Greenleaf Dr Richardson, TX 75080 MLS ID: 21290690 ● Active / For Lease</p> <p><i>Courtesy of Cousin James Management LLC</i></p>	Single Family	3/3	1,769	0.28 acres	1958	6/3/2026 4 days	\$3,200 mo. \$2/sq ft
	 <p>5413 Harbour Rd Richardson, TX 75082 MLS ID: 21289904 ● Active / For Lease</p> <p><i>Courtesy of Rocket Engine Realty LLC</i></p>	Single Family	4/3	3,714	4,791 sqft	2017	6/3/2026 4 days	\$3,995 mo. \$1/sq ft
	 <p>42 Merrie Cir Richardson, TX 75081 MLS ID: 21284292 ● Active / For Lease</p> <p><i>Courtesy of RE/MAX Dallas Suburbs</i></p>	Single Family	3/3	2,638	8,973 sqft	1974	6/2/2026 5 days	\$2,850 mo. \$1/sq ft











Pending

Source: Listings



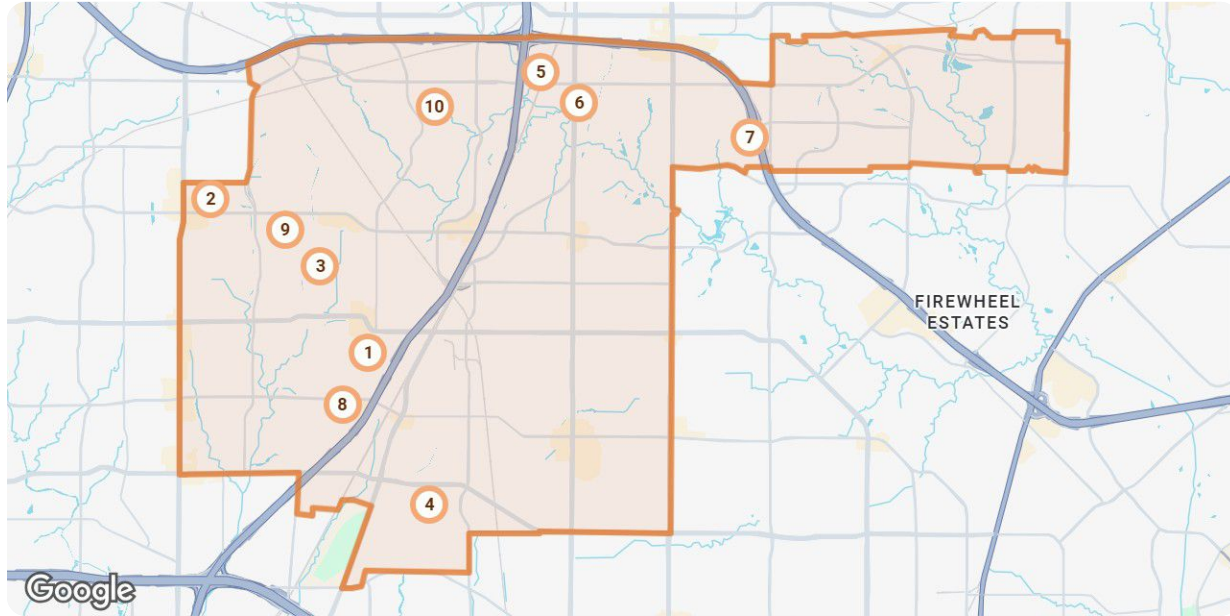
Legend

● Active For Lease

Pending: 10 properties		Property Type	Beds / Baths	Living Area (sq ft)	Lot Size / Year Built	List Date	List Price / \$ Per Sq Ft	Pending Date / Days in RPR
1	 <p>525 Melrose Dr Richardson, TX 75080 MLS ID: 21241067 Pending / For Lease</p> <p><i>Courtesy of Allie Beth Allman & Assoc.</i></p>	Single Family	3/2	1,188	8,102 sqft 1960	4/16/2026	\$2,600 mo. \$2/sq ft	6/4/2026 49 days
2	 <p>1507 Auburn Dr Richardson, TX 75081 MLS ID: 21271266 Pending / For Lease</p> <p><i>Courtesy of The Michael Group</i></p>	Single Family	4/2	2,213	9,365 sqft 1980	5/14/2026	\$2,700 mo. \$1/sq ft	6/3/2026 20 days
3	 <p>844 Dartford Dr Richardson, TX 75081 MLS ID: 21150078 Pending / For Lease</p> <p><i>Courtesy of All Nations Realty, Inc.</i></p>	Condo/Townhouse/Apt.	3/3	1,924	2,395 sqft 2017	1/9/2026	\$2,400 mo. \$1/sq ft	6/2/2026 144 days
4	 <p>635 Matthew Pl Richardson, TX 75081 MLS ID: 21246068 Pending / For Lease</p> <p><i>Courtesy of Sunet Group</i></p>	Condo/Townhouse/Apt.	3/3	1,956	1,873 sqft 2013	4/21/2026	\$2,600 mo. \$1/sq ft	6/2/2026 42 days
5	 <p>919 S Weatherred Dr, Apt 205B Richardson, TX 75080 MLS ID: 21201441 Pending / For Lease</p> <p><i>Courtesy of Ready Real Estate LLC</i></p>	Condo/Townhouse/Apt.	2/2	987	4.84 acres 1976	3/6/2026	\$1,450 mo. \$1/sq ft	6/2/2026 88 days
6	 <p>5608 Manchester Dr Richardson, TX 75082 MLS ID: 21271995 Pending / For Lease</p> <p><i>Courtesy of Kristen Correa Texas Realtors</i></p>	Single Family	3/2	1,808	9,147 sqft 1996	5/15/2026	\$2,895 mo. \$2/sq ft	6/1/2026 17 days
7	 <p>108 Trellis Pl Richardson, TX 75081 MLS ID: 21275549 Pending / For Lease</p> <p><i>Courtesy of NewGen Properties LLC</i></p>	Condo/Townhouse/Apt.	3/2	3,482	0.29 acres 1974	5/19/2026	\$2,500 mo. \$1/sq ft	6/1/2026 13 days
8	 <p>806 Greenhaven Dr Richardson, TX 75080 MLS ID: 21265006 Pending / For Lease</p> <p><i>Courtesy of Ebby Halliday, REALTORS</i></p>	Single Family	3/2	1,414	7,927 sqft 1962	5/10/2026	\$2,600 mo. \$2/sq ft	5/29/2026 19 days
9	 <p>520 Northhill Dr Richardson, TX 75080 MLS ID: 21276799 Pending / For Lease</p> <p><i>Courtesy of OnDemand Realty</i></p>	Single Family	3/2	1,522	8,712 sqft 1958	5/20/2026	\$2,550 mo. \$2/sq ft	5/28/2026 8 days
10	 <p>727 Gaylewood Dr Richardson, TX 75080 MLS ID: 21261436 Pending / For Lease</p> <p><i>Courtesy of CIRCLE C PROPERTIES</i></p>	Single Family	3/2	1,700	7,927 sqft 1961	5/6/2026	\$3,200 mo. \$2/sq ft	5/21/2026 15 days

Closed

Source: Public Records and Listings



Legend

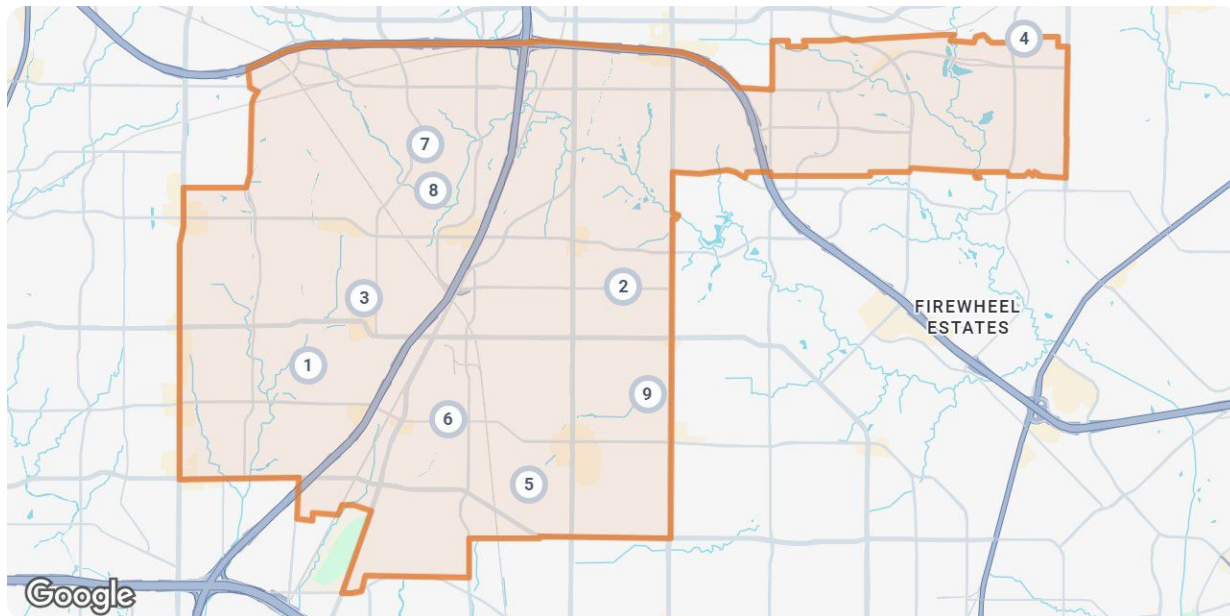
● Closed

Closed: 10 properties		Property Type	Beds / Baths	Living Area (sq ft)	Lot Size / Year Built	Closed Date / Days in RPR	Closed Price / \$ Per Sq Ft	List to Sold Price %
1	 <p>777 Custer Rd, Apt 2-3 Richardson, TX 75080 MLS ID: 21230885 ■ Closed / For Lease <i>Courtesy of Greener City Group, Inc.</i></p>	Condo/Townhouse/Apt.	3/3	1,539	- / 1981	6/5/2026 / 59 days	- / \$1/sq ft	-
2	 <p>2021 Garden Park Ct Richardson, TX 75080 MLS ID: 21228443 ■ Closed / For Lease <i>Courtesy of Brilliant USA Real Estate LLC</i></p>	Single Family	3/3	2,013	4,268 sqft / 2013	6/5/2026 / 63 days	- / \$2/sq ft	-
3	 <p>711 Melrose Dr Richardson, TX 75080 MLS ID: 21260341 ■ Closed / For Lease <i>Courtesy of Great American GMAC Real Estat</i></p>	Single Family	3/2	1,476	7,666 sqft / 1962	6/5/2026 / 12 days	- / \$1/sq ft	-
4	 <p>950 Dartford Dr Richardson, TX 75081 MLS ID: 21257453 ■ Closed / For Lease <i>Courtesy of All County Metroplex Prop Mgmt</i></p>	Condo/Townhouse/Apt.	3/3	1,924	2,482 sqft / 2017	6/4/2026 / 34 days	- / \$1/sq ft	-
5	 <p>3440 Red Moon Way Richardson, TX 75082 MLS ID: 21263676 ■ Closed / For Lease <i>Courtesy of Signature Real Estate Group</i></p>	Condo/Townhouse/Apt.	2/3	1,534	1,393 sqft / 2022	6/2/2026 / 12 days	- / \$2/sq ft	-

Closed: 10 properties		Property Type	Beds / Baths	Living Area (sq ft)	Lot Size / Year Built	Closed Date / Days in RPR	Closed Price / \$ Per Sq Ft	List to Sold Price %
	<p>1404 Stoneboro Ln Richardson, TX 75082 MLS ID: 21236051 Closed / For Lease</p> <p><i>Courtesy of All County Metroplex Prop Mgmt</i></p>	Single Family	3/3	2,024	9,583 sqft / 1987	6/2/2026 / 41 days	- / \$1/sq ft	-
	<p>2978 Crystal Springs Ln Richardson, TX 75082 MLS ID: 21259123 Closed / For Lease</p> <p><i>Courtesy of Texas Signature Realty</i></p>	Single Family	3/2	1,445	5,662 sqft / 1991	6/1/2026 / 6 days	- / \$2/sq ft	-
	<p>606 Devonshire Dr Richardson, TX 75080 MLS ID: 21236249 Closed / For Lease</p> <p><i>Courtesy of Dallas Cool Properties</i></p>	Single Family	3/2	1,344	8,624 sqft / 1955	6/1/2026 / 21 days	- / \$2/sq ft	-
	<p>819 Loganwood Ave Richardson, TX 75080 MLS ID: 21221542 Closed / For Lease</p> <p><i>Courtesy of DMD Realty, LLC</i></p>	Single Family	3/2	1,268	7,666 sqft / 1961	6/1/2026 / 42 days	- / \$2/sq ft	-
	<p>419 Shady Brook Dr Richardson, TX 75080 MLS ID: 21244620 Closed / For Lease</p> <p><i>Courtesy of Great American GMAC Real Estat</i></p>	Single Family	3/2	1,646	0.25 acres / 1968	6/1/2026 / 33 days	- / \$1/sq ft	-



Distressed

Source: Public Records and Listings



Legend

- Off Market, Hold, Withdrawn, Expired, or Canceled

Distressed: 9 properties		Property Type	Beds / Baths	Living Area (sq ft)	Lot Size / Year Built	List Date / Days in RPR	List Price / \$ Per Sq Ft	Distressed Date / Type
1	 <p>719 Northhill Dr Richardson, TX 75080 Off Market / Public Record</p>	Single Family	-/2	1,933	9,750 sqft 1957	- - days	- \$279/sq ft	5/12/2026 Notice of Foreclosure Sale
2	 <p>1811 E Collins Blvd Richardson, TX 75081 Off Market / Public Record</p>	Single Family	3/2	1,776	10,000 sqft 1977	- - days	- \$222/sq ft	4/9/2026 Notice of Foreclosure Sale
3	 <p>518 Vernet St Richardson, TX 75080 Off Market / Public Record</p>	Single Family	3/2	1,282	0.26 acres 1959	- - days	- \$274/sq ft	4/9/2026 Notice of Foreclosure Sale
4	 <p>5413 Palace Dr Richardson, TX 75082 Off Market / Public Record</p>	Single Family	4/3	2,428	- 1997	- - days	- \$215/sq ft	5/12/2026 Notice of Foreclosure Sale
5	 <p>1117 E Spring Valley Rd Richardson, TX 75081 Off Market / Public Record</p>	Single Family	4/3	2,778	10,138 sqft 1978	- - days	- \$182/sq ft	3/16/2026 Notice of Foreclosure Sale
6	 <p>102 N Lois Ln Richardson, TX 75081 Off Market / Public Record</p>	Single Family	3/2	1,970	8,880 sqft 1962	- - days	- \$215/sq ft	4/23/2026 Notice of Foreclosure Sale
7	 <p>2624 Custer Pkwy, #40 Richardson, TX 75080 Off Market / Public Record</p>	Condo/Townhouse/Apt.	-/-	1,632	- 1973	- - days	- \$158/sq ft	4/9/2026 Notice of Foreclosure Sale
8	 <p>403 Fall Creek Dr Richardson, TX 75080 Off Market / Public Record</p>	Single Family	4/4	3,470	0.39 acres 1972	- - days	- \$374/sq ft	4/2/2026 Notice of Foreclosure Sale
9	 <p>2001 Plymouth Rock Dr Richardson, TX 75081 Off Market / Public Record</p>	Single Family	4/3	4,322	10,500 sqft 1974	- - days	- \$152/sq ft	5/11/2026 Notice of Foreclosure Sale

Richardson, Texas

About RPR

- RPR® is the nation's largest property database, exclusively for REALTORS®. It empowers REALTORS® to help buyers and sellers make informed decisions, backed by a real estate database covering more than 160 million residential and commercial properties in the United States.
- RPR is a wholly owned subsidiary of the National Association of REALTORS® and a member benefit to REALTORS®.
- RPR's data sources range from MLSs and county-level tax and assessment offices, to the U.S. Census and FEMA, to specialty data set providers such as Esri (consumer data), Niche (school information) and Precisely (geographic boundaries).

Learn More

For more information about RPR, please visit RPR's public website: <https://blog.narrpr.com>

