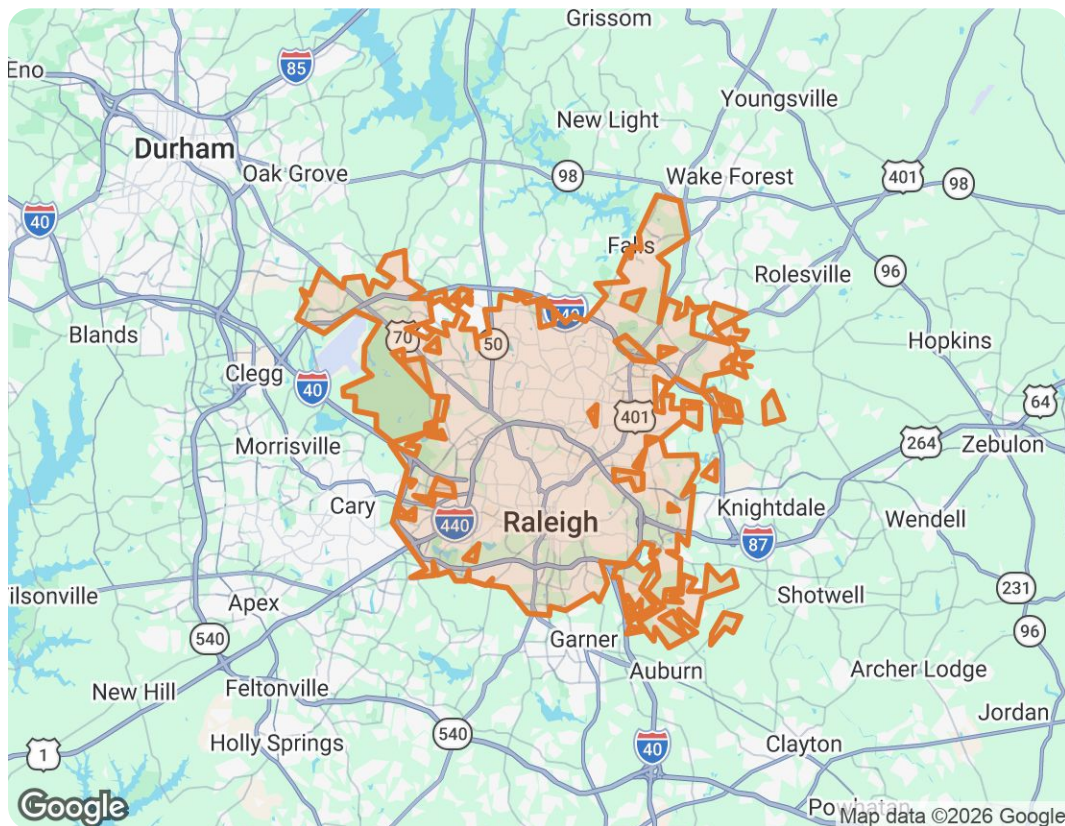


## Raleigh, North Carolina



### Jeremy Brazoban

Broker

North Carolina Real Estate License #277631

📞 Work (919) 848-1553 | 📞 Mobile (919) 636-5323

✉️ [jeremy@brazobanrealty.com](mailto:jeremy@brazobanrealty.com)

🌐 [www.brazoban.com](http://www.brazoban.com)



**LPT Realty LLC**



## Market Trends

### Market Trends for Raleigh, North Carolina

Single Family + Condo/Townhouse/Apt.

**April 2026**

**Market Type**

**Key Details**

Months of Inventory	Sold to List Price %	Median Days in RPR	Median Sold Price
<b>3.17</b>	<b>98.8%</b>	<b>18</b>	<b>\$458,000</b>
↑ 5.32% MoM	↑ 0.26% MoM	↓ 33.33% MoM	↑ 4.81% MoM

### April 2026 Median Estimated Property Value

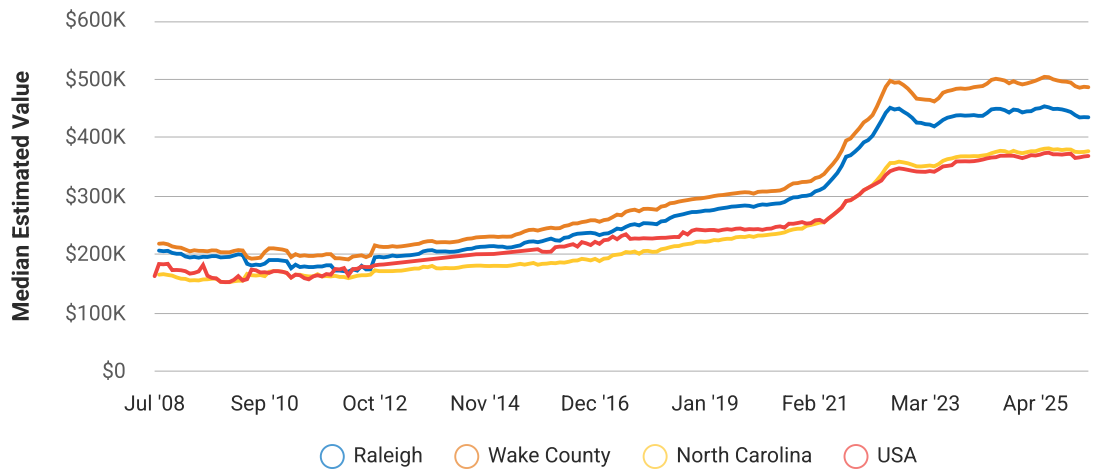
Single Family + Condo/Townhouse/Apt.

This graphic displays property estimates for a market area and a subject property, where one has been selected. Estimated property values are generated by a valuation model and are not formal appraisals.

Source: Public records, and MLS sources where licensed

Update Frequency: Monthly

<b>Median Estimated Value</b> <b>\$435,140</b>	<b>Last Month Change</b> <b>-0.1%</b>	<b>12 Month Change</b> <b>-3.2%</b>
---	--	--



## April 2026 New Listings

### Raleigh, North Carolina

Single Family + Condo/Townhouse/Apt.

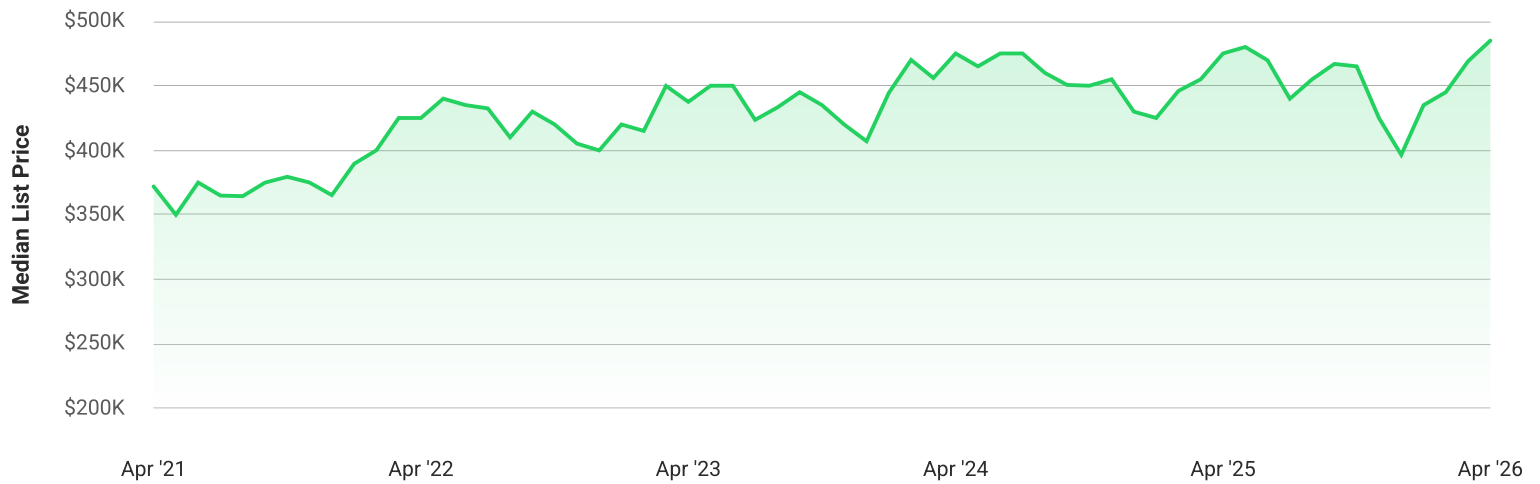
This graphic summarizes key statistics for properties that entered the market each month. RPR uses list date to determine when a listing entered the market. These statistics are important for understanding the rate at which listings are entering the market and their price points.

Source: Listing sources

Update Frequency: Monthly

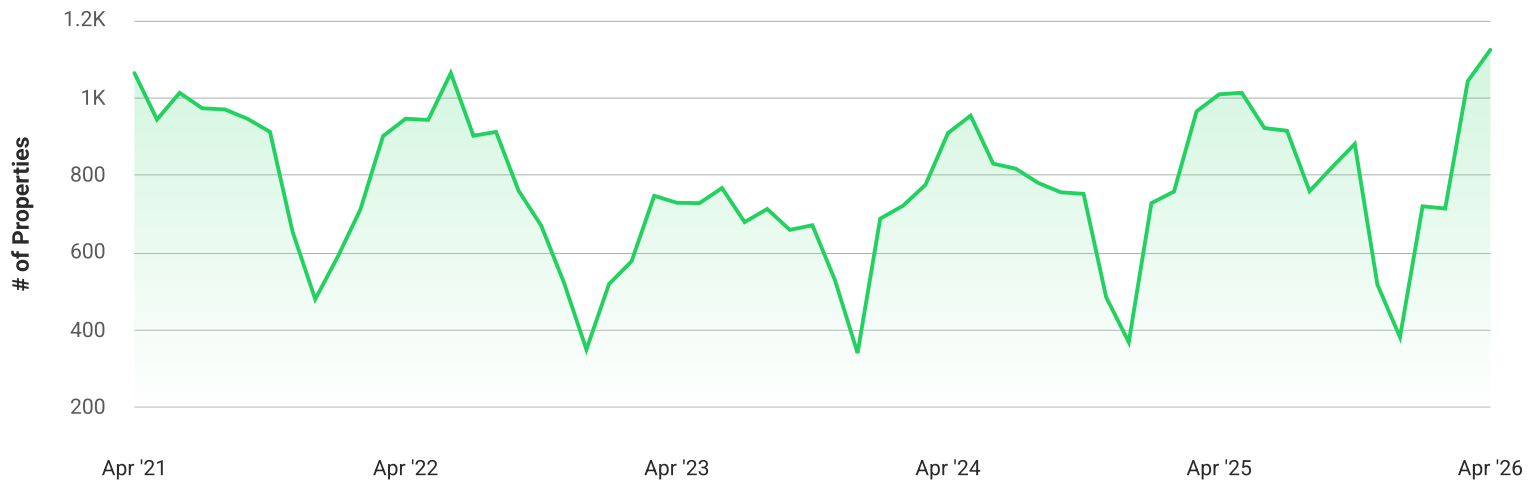
**Median List Price - \$485,000**

↑ 3.4% Month over Month



**# of Properties - 1,124**

↑ 7.8% Month over Month



## April 2026 Active Listings

### Raleigh, North Carolina

Single Family + Condo/Townhouse/Apt.

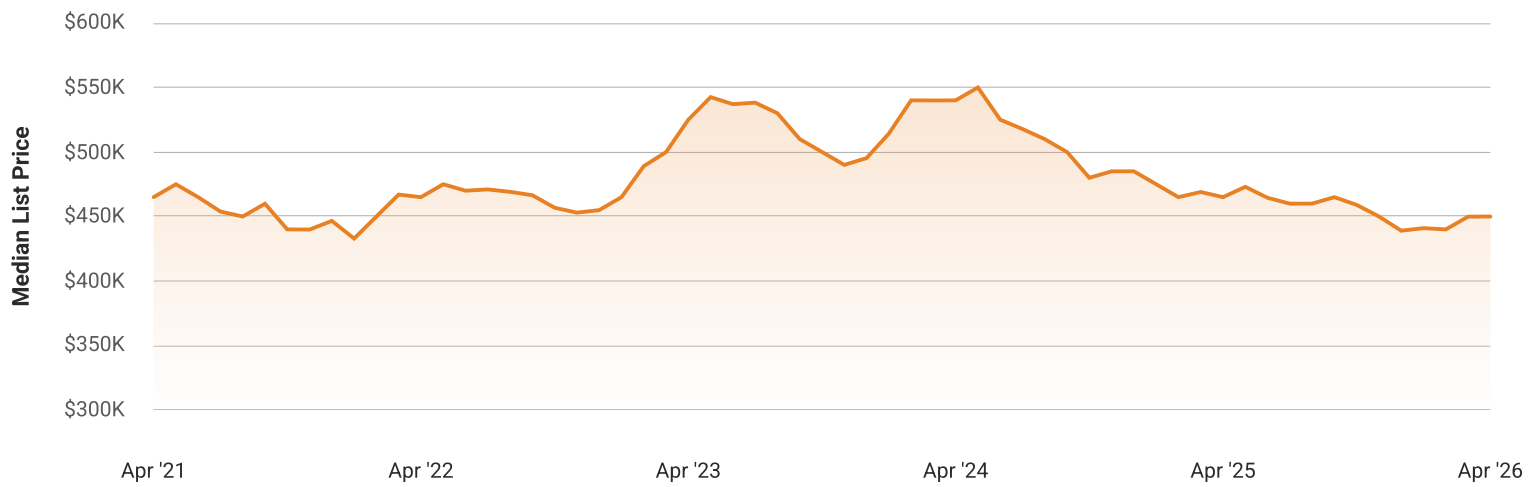
This graphic summarizes key statistics for properties that were in an active status on the last day of each month. RPR uses list date and a derived pending date to determine if the listing was active on the last day of the month. An end-of-month snapshot of active listings helps to understand inventory levels, price points and duration on the market.

Source: Listing sources

Update Frequency: Monthly

**Median List Price - \$450,000**

↑ 0% Month over Month



# Raleigh, North Carolina

## April 2026 Pending Listings

### Raleigh, North Carolina

Single Family + Condo/Townhouse/Apt.

This graphic summarizes key statistics for properties that were in a pending status on the last day of the month. RPR uses the list date, a derived pending date and a derived off-market status date to determine if the listing was in a pending status on the last day of the month. An end-of-month snapshot of pending listings helps to understand inventory that is waiting to close, price points and duration on the market.

Source: Listing sources

Update Frequency: Monthly

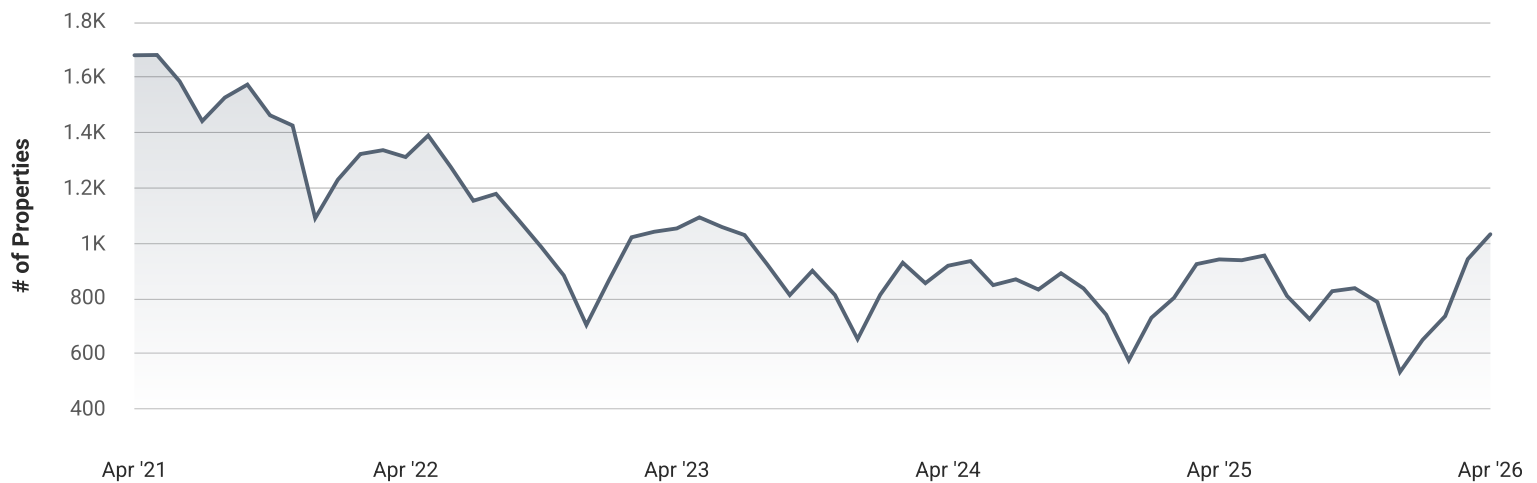
**Median List Price - \$475,000**

↑ 3.3% Month over Month



**# of Properties - 1,033**

↑ 9.5% Month over Month



## April 2026 Sold Listings

### Raleigh, North Carolina

Single Family + Condo/Townhouse/Apt.

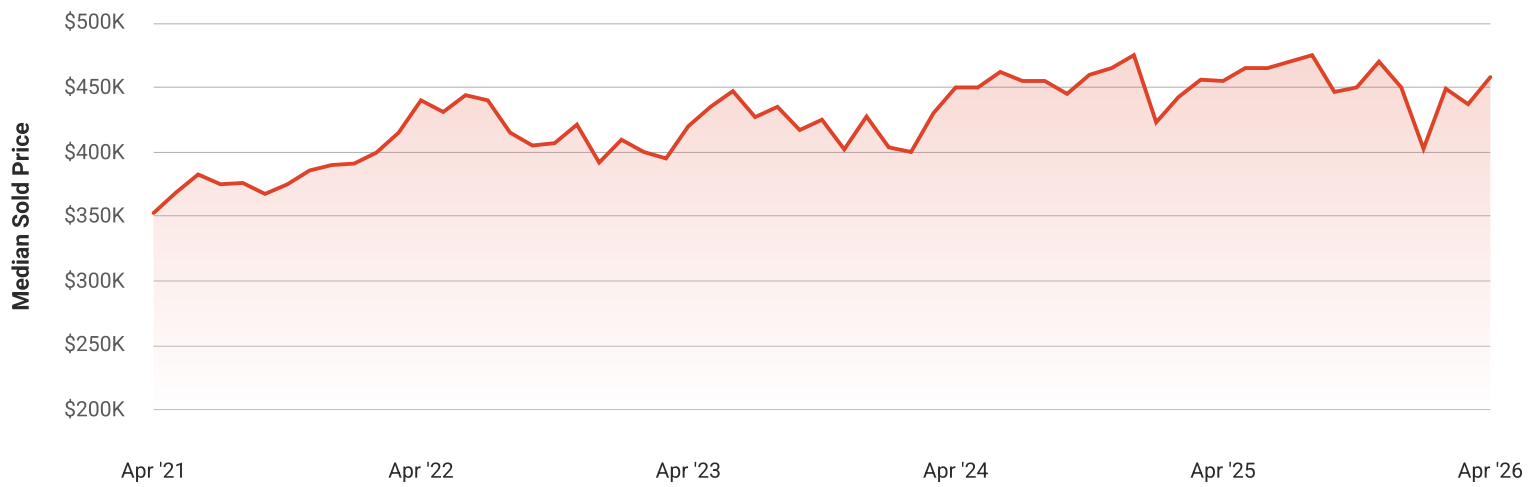
This graphic summarizes key statistics for properties that sold each month. RPR uses a derived sold date to determine when a property moved into a sold status within the given month. These statistics are important for understanding the price points on sold properties as well as the difference between the list price and sold price, which reveals whether buyers are paying over or under the asking price.

Source: Listing sources

Update Frequency: Monthly

**Median Sold Price - \$458,000**

↑ 4.8% Month over Month



# Raleigh, North Carolina

## April 2026 Months Supply of Inv.

### Raleigh, North Carolina

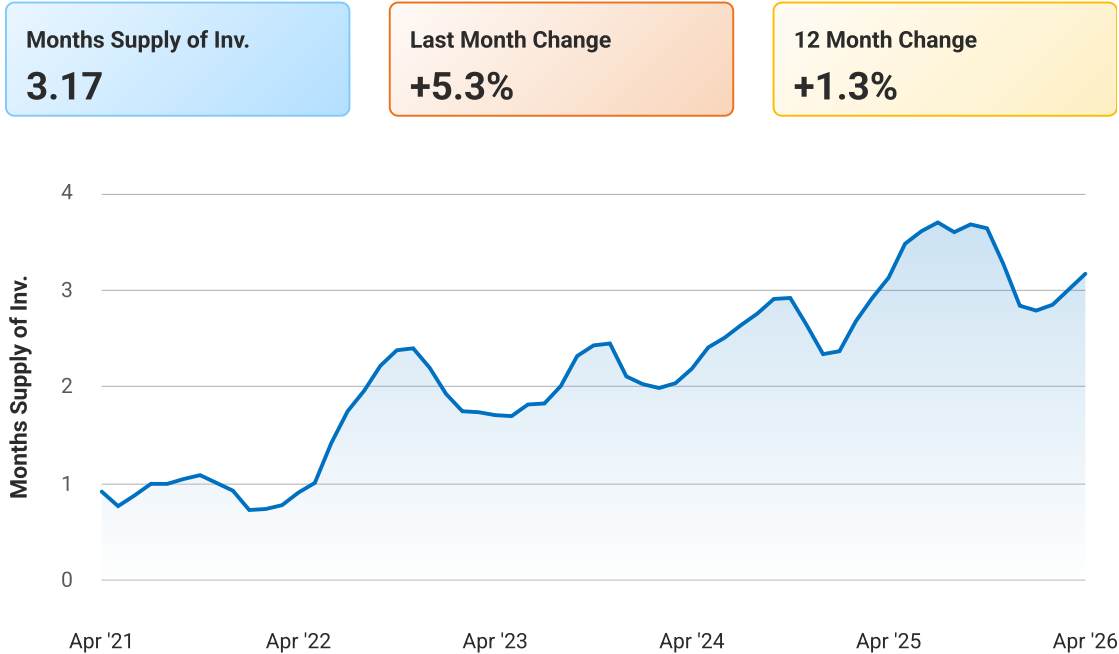
Single Family + Condo/Townhouse/Apt.

This graphic summarizes key statistics that describe the given month's inventory level and the percentage change in the last month and year.

Months of inventory is the number of months it will take a market to absorb the inventory that's available at the end of the month, based on the number of properties that typically go into pending each month. RPR calculates months of inventory by dividing the count of listings that were active on the last day of the month by a rolling 12-month average of newly pending listings.

Source: Listing sources

Update Frequency: Monthly



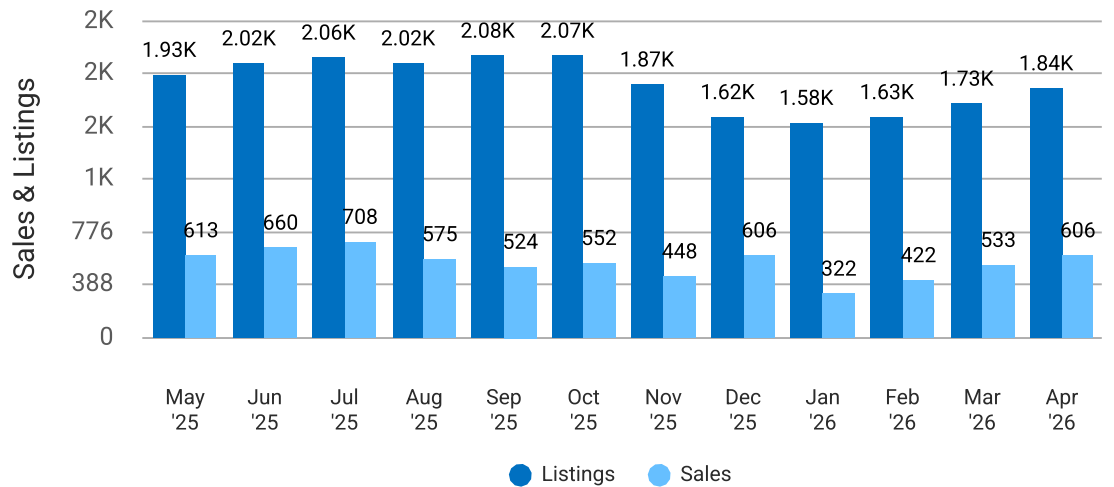
## Total Sales and Active Listings in Raleigh, North Carolina

Single Family + Condo/Townhouse/Apt.

This graph compares the number of sales with the number of active listings in the local market.

Source: MLS data where licensed

Update Frequency: Monthly



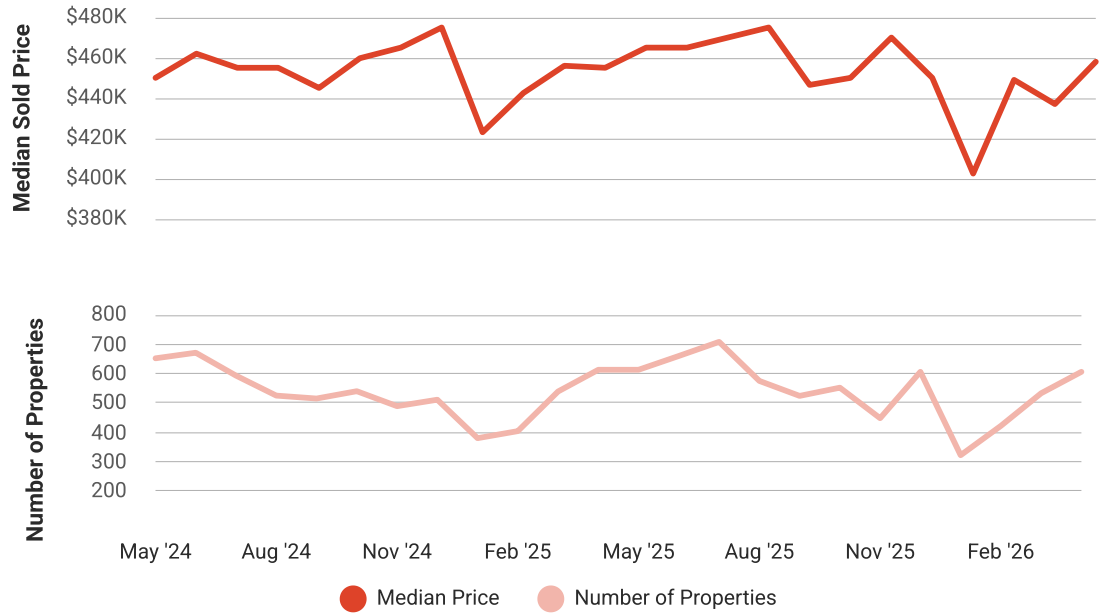
## Median Sold Price vs Sold Listings in Raleigh, North Carolina

Single Family + Condo/Townhouse/Apt.

This chart compares the trend of median sold price and number of sold listings for the given location.

Source: Listing Data

Update Frequency: Monthly



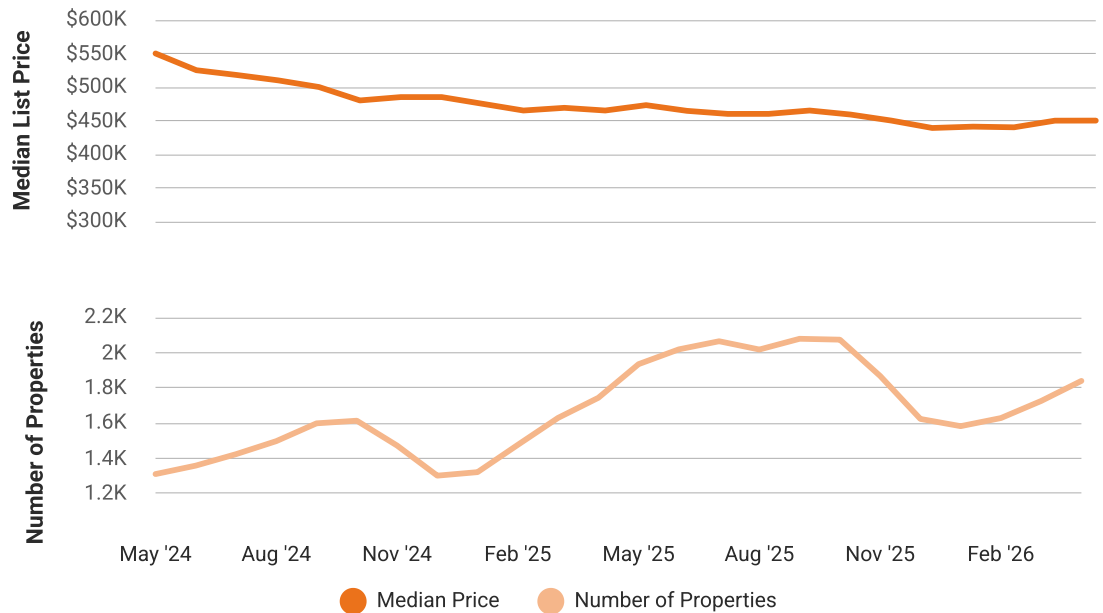
## Median List Price vs Active Listings in Raleigh, North Carolina

Single Family + Condo/Townhouse/Apt.

This chart compares the trend of median list price and number of active properties for the given location.

Source: Listing Data

Update Frequency: Monthly



# Market Snapshot

## Value and Price Changes

	Current	Last Month	Last 3 Months	Last 12 Months	Last 24 Months	Last 36 Months
<b>Median Est. Property Value</b> Last Updated: 4/30/2026	\$435,140	\$435,410 -0.06%	\$438,930 -0.86%	\$449,740 -3.25%	\$437,660 -0.58%	\$422,720 +2.94%
<b>Median Sold Price</b> Last Updated: 4/30/2026	\$458,000	\$437,000 +4.81%	\$402,500 +13.79%	\$455,000 +0.66%	\$450,000 +1.78%	\$419,950 +9.06%
<b>Median List Price</b> Last Updated: 4/30/2026	\$450,000	\$449,900 +0.02%	\$441,000 +2.04%	\$465,000 -3.23%	\$540,000 -16.67%	\$525,000 -14.29%

**About this Data:** Because some brokerages may choose not to include their MLS listing content within the RPR platform, the analysis contained in this report may not have been created using all the available listing data within this geographical market. Median estimated property values are generated by a valuation model and are not formal appraisals. Valuations are based on public records and MLS data where licensed. The Metrics displayed here reflect **All Residential Single Family, Condo, Townhouse and Apartment properties** data.

# Market Activity

### Market Activity Filters

**Sort Order:** Recently updated

**Maximum Properties Per Change Type:** 10

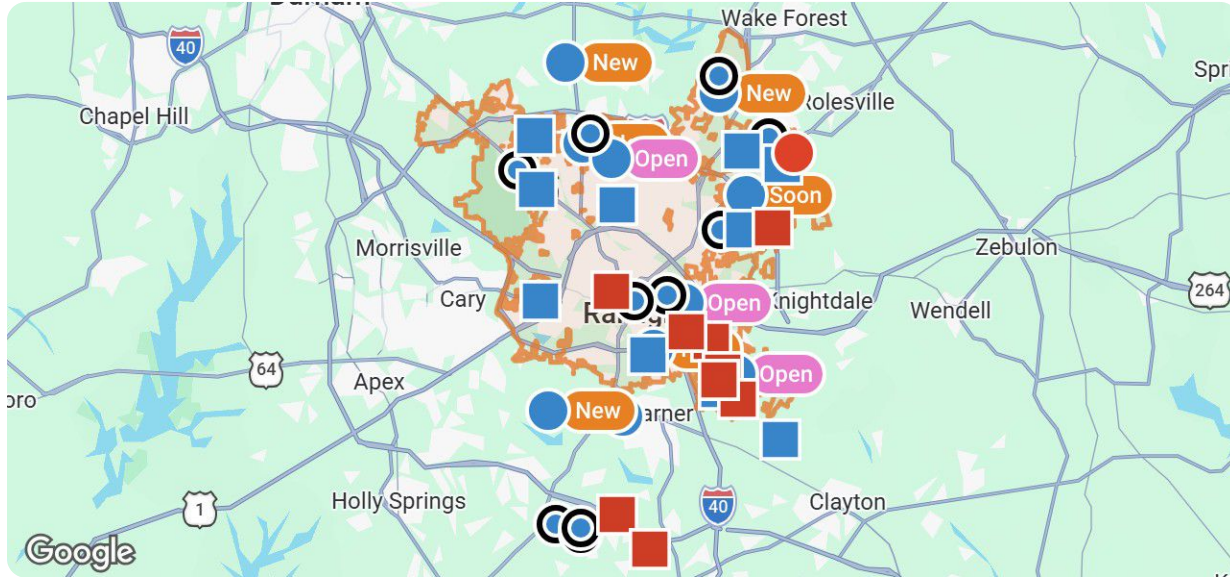
**Change Types:** New Listings, Pending, Closed, Distressed

**Property Types:** Single Family, Condo/Townhouse/Apt

**Property Features:** Sale Price: Any, Lease Price: Any, Beds: Any, Baths: Any, Living Area: Any, Lot Size (acre): Any, Year Built: Any

## Summary

### For Sale Activity in the Last 3 Months



#### Legend

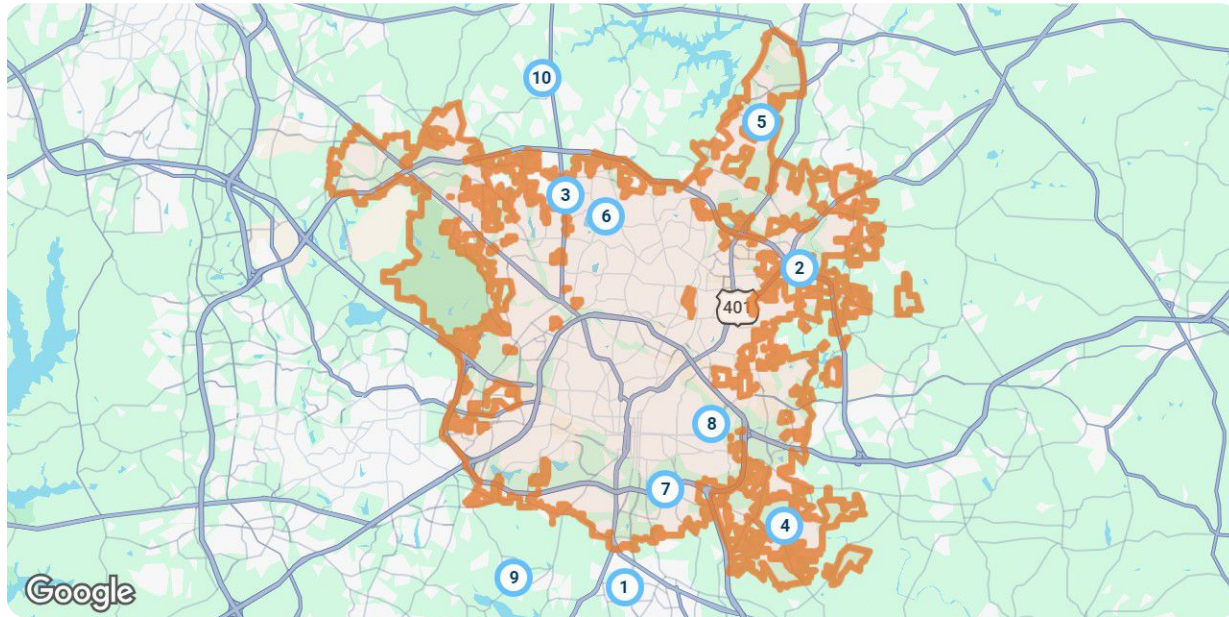
- For Sale
- For Sale Pending
- Recently Closed
- Distressed

	New	Pending	Closed	Distressed
Number of Properties	10	10	10	10
Lowest Listing Price / Est.Value	\$325,000	\$280,000	\$3,500	\$186,370
Median Listing Price / Est.Value	\$517,000	\$527,000	\$292,000	\$379,670
Highest Listing Price / Est.Value	\$2,275,000	\$1,750,000	\$747,500	\$879,930
Average Price / sqft	\$307	\$273	\$201	\$210
Median Price / sqft	\$270	\$249	\$215	\$206
Average Days in RPR	24	46	35	-
Median Days in RPR	4	25	11	-
Total Volume	\$7,702,000	\$6,518,000	\$3,430,500	\$4,047,070
Source	Listings	Listings	Public Records & Listings	Public Records & Listings

## Market Activity Breakdown

### New

Source: Listings



#### Legend

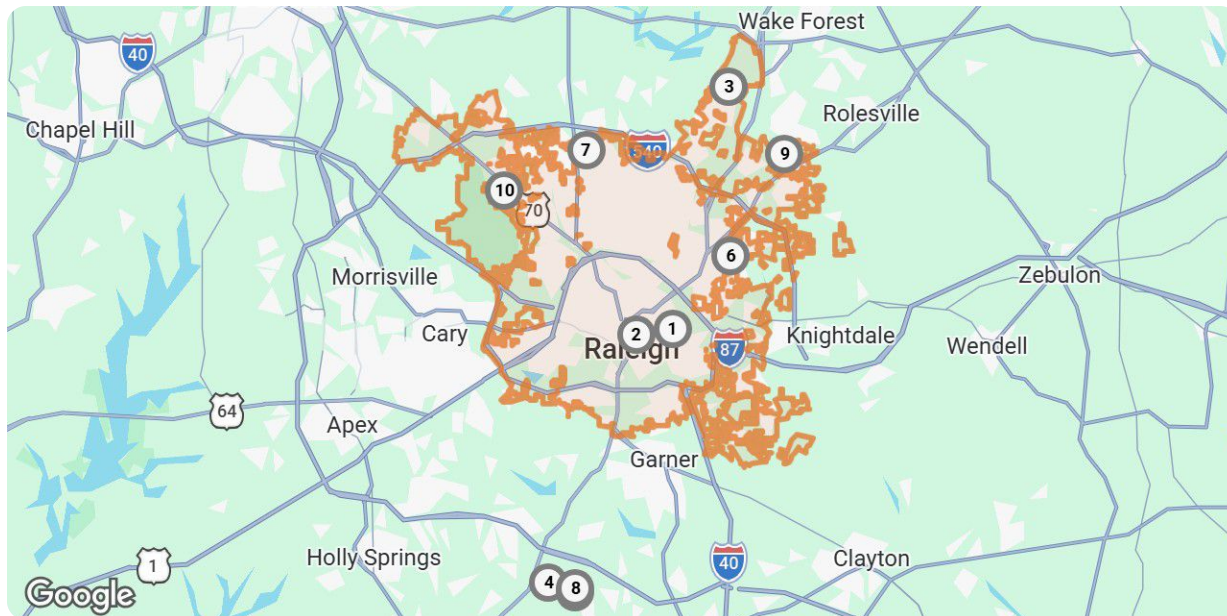
● Active For Sale











New: 10 properties		Property Type	Beds / Baths	Living Area (sq ft)	Lot Size	Year Built	List Date / Days in RPR	List Price / \$ Per Sq Ft
<span style="border: 1px solid blue; border-radius: 50%; padding: 2px 5px;">1</span>	 <p><b>5112 Bella Ridge Dr</b> Raleigh, NC 27615 MLS ID: 10147974 ● Active / For Sale <i>Listing Courtesy of Raleigh Custom Realty, LLC</i></p>	Single Family	4/5	5,752	0.73 acres	2017	2/20/2026 86 days	\$2,275,000 \$396/sq ft
<span style="border: 1px solid blue; border-radius: 50%; padding: 2px 5px;">2</span>	 <p><b>3517 Cashew Dr</b> Raleigh, NC 27616 MLS ID: 10167098 ● Active / For Sale <i>Listing Courtesy of Costello Real Estate &amp; Investm</i></p>	Single Family	3/3	2,190	5,663 sqft	2015	5/14/2026 3 days	\$415,000 \$189/sq ft
<span style="border: 1px solid blue; border-radius: 50%; padding: 2px 5px;">3</span>	 <p><b>2209 Leadenhall Way</b> Raleigh, NC 27603 MLS ID: 10166971 ● Active / For Sale <i>Listing Courtesy of Northside Realty Inc.</i></p>	Single Family	3/2	1,652	7,405 sqft	1995	5/14/2026 3 days	\$395,000 \$239/sq ft
<span style="border: 1px solid blue; border-radius: 50%; padding: 2px 5px;">4</span>	 <p><b>4104 Pleasant Grove Church Rc</b> Raleigh, NC 27613 MLS ID: 10167837 ● Active / For Sale <i>Listing Courtesy of Relevelate Real Estate Inc.</i></p>	Single Family	4/3	1,986	0.31 acres	1972	5/15/2026 2 days	\$575,000 \$290/sq ft
<span style="border: 1px solid blue; border-radius: 50%; padding: 2px 5px;">5</span>	 <p><b>10420 Sablewood Dr, Unit 112</b> Raleigh, NC 27617 MLS ID: 10161943 ● Active / For Sale <i>Listing Courtesy of Navigate Realty</i></p>	Condo/Townhouse/Apt.	2/2	1,671	-	2017	4/23/2026 24 days	\$420,000 \$251/sq ft

New: 10 properties		Property Type	Beds / Baths	Living Area (sq ft)	Lot Size	Year Built	List Date / Days in RPR	List Price / \$ Per Sq Ft
<b>6</b>	 <p><b>5931 S Sharon Dr</b> Raleigh, NC 27603 MLS ID: 10166912 ● Active / For Sale</p> <p><i>Listing Courtesy of Compass -- Cary</i></p>	Single Family	5/3	2,638	0.44 acres	1966	5/13/2026 4 days	\$459,000 \$174/sq ft
<b>7</b>	 <p><b>8325 Stryker Ct</b> Raleigh, NC 27615 MLS ID: 10149777 ● Active / For Sale</p> <p><i>Listing Courtesy of Mark Spain Real Estate</i></p>	Single Family	5/5	4,456	0.34 acres	1986	3/3/2026 75 days	\$963,000 \$216/sq ft
<b>8</b>	 <p><b>113 E Whitaker Mill Rd</b> Raleigh, NC 27608 MLS ID: 10167846 ● Active / For Sale</p> <p><i>Listing Courtesy of Oak Strong Realty, LLC</i></p>	Single Family	2/2	997	10,019 sqft	1938	5/16/2026 1 day	\$675,000 \$677/sq ft
<b>9</b>	 <p><b>700 Bishops Park Dr, Unit 306</b> Raleigh, NC 27605 MLS ID: 10167948 ● Active / For Sale</p> <p><i>Listing Courtesy of Hodge &amp; Kittrell Sotheby's Int</i></p>	Condo/Townhouse/Apt.	2/1	930	-	1983	5/16/2026 1 day	\$325,000 \$349/sq ft
<b>10</b>	 <p><b>1020 Azalea Garden Cir</b> Raleigh, NC 27603 MLS ID: 10157302 ● Active / For Sale</p> <p><i>Listing Courtesy of Long &amp; Foster Real Estate INC/Cary</i></p>	Single Family	4/4	4,100	0.72 acres	2026	4/2/2026 45 days	\$1,200,000 \$293/sq ft

## Pending

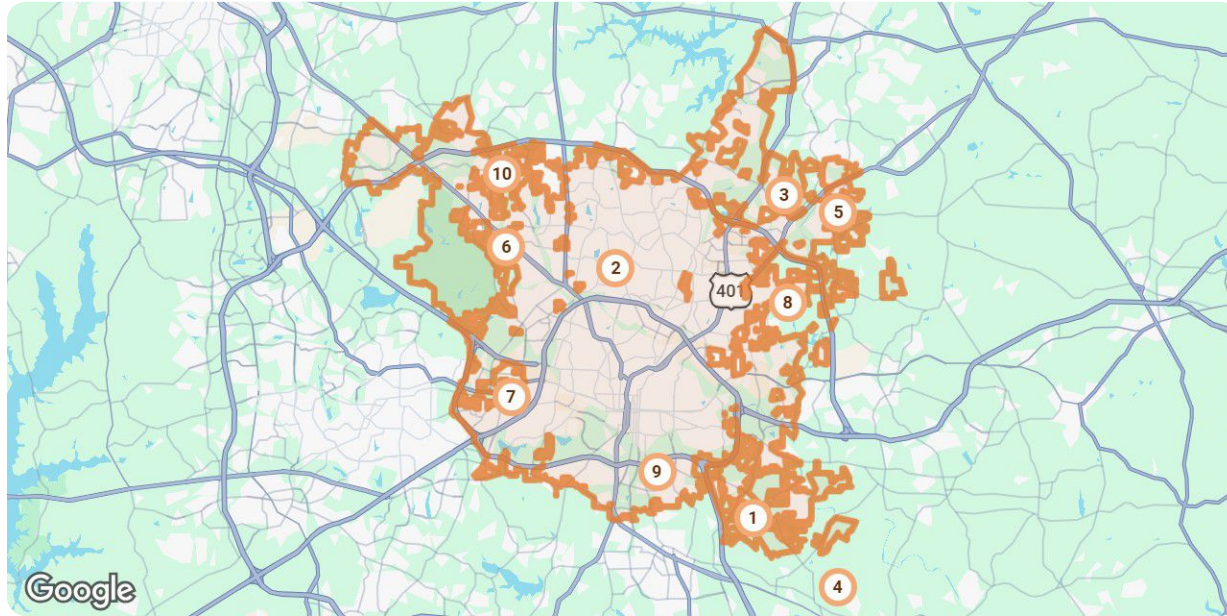
Source: Listings



Pending: 10 properties		Property Type	Beds / Baths	Living Area (sq ft)	Lot Size / Year Built	List Date	List Price / \$ Per Sq Ft	Pending Date / Days in RPR
1	 <p><b>817 N King Charles Rd</b> Raleigh, NC 27610 MLS ID: 10146903 Pending / For Sale</p> <p><i>Listing Courtesy of Berkshire Hathaway HomeService</i></p>	Single Family	3/3	1,899	9,148 sqft 2018	2/17/2026	\$675,000 \$355/sq ft	5/17/2026 89 days
2	 <p><b>8308 Seagate Dr</b> Raleigh, NC 27615 MLS ID: 10163076 Pending / For Sale</p> <p><i>Listing Courtesy of Berkshire Hathaway HomeService</i></p>	Single Family	4/3	2,436	0.32 acres 1988	4/28/2026	\$595,000 \$244/sq ft	5/17/2026 19 days
3	 <p><b>3140 Ashel St</b> Raleigh, NC 27612 MLS ID: 10166660 Pending / For Sale</p> <p><i>Listing Courtesy of Choice Residential Real Estate</i></p>	Single Family	5/4	4,061	0.68 acres 1954	5/13/2026	\$1,750,000 \$431/sq ft	5/17/2026 4 days
4	 <p><b>5405 Millrace Trl</b> Raleigh, NC 27606 MLS ID: 10165013 Pending / For Sale</p> <p><i>Listing Courtesy of RE/MAX United</i></p>	Single Family	3/3	1,681	8,712 sqft 1987	5/5/2026	\$425,000 \$253/sq ft	5/17/2026 12 days
5	 <p><b>317 W Morgan St, Apt 305</b> Raleigh, NC 27601 MLS ID: 10161035 Pending / For Sale</p> <p><i>Listing Courtesy of City to Coast Realty</i></p>	Condo/Townhouse/Apt.	2/2	1,150	- 2005	4/17/2026	\$459,000 \$399/sq ft	5/17/2026 30 days
6	 <p><b>3205 Bomore Rd</b> Raleigh, NC 27610 MLS ID: 10145614 Pending / For Sale</p> <p><i>Listing Courtesy of SM North Carolina Brokerage</i></p>	Condo/Townhouse/Apt.	2/4	1,736	1,996 sqft 2026	2/10/2026	\$285,000 \$164/sq ft	5/14/2026 93 days
7	 <p><b>3324 Bomore Rd</b> Raleigh, NC 27610 MLS ID: 10137211 Pending / For Sale</p> <p><i>Listing Courtesy of SM North Carolina Brokerage</i></p>	Condo/Townhouse/Apt.	2/4	1,736	1,996 sqft 2025	12/13/2025	\$280,000 \$161/sq ft	5/15/2026 153 days
8	 <p><b>8043 Brandyapple Dr</b> Raleigh, NC 27615 MLS ID: 10167066 Pending / For Sale</p> <p><i>Listing Courtesy of RE/MAX United</i></p>	Single Family	3/3	2,983	7,841 sqft 2015	5/14/2026	\$825,000 \$277/sq ft	5/15/2026 1 day
9	 <p><b>6409 Expertise Ave</b> Raleigh, NC 27616 MLS ID: 10153254 Pending / For Sale</p> <p><i>Listing Courtesy of Century 21 Triangle Group</i></p>	Single Family	3/3	2,176	4,356 sqft 2019	3/17/2026	\$459,000 \$211/sq ft	5/15/2026 59 days
10	 <p><b>4220 Falls River Ave</b> Raleigh, NC 27614 MLS ID: 10167093 Pending / For Sale</p> <p><i>Listing Courtesy of Howard Hanna Allen Tate Raleigh Falls of Neuse</i></p>	Single Family	4/4	3,198	0.29 acres 2011	5/14/2026	\$765,000 \$239/sq ft	5/17/2026 3 days

## Closed

Source: Public Records and Listings



### Legend

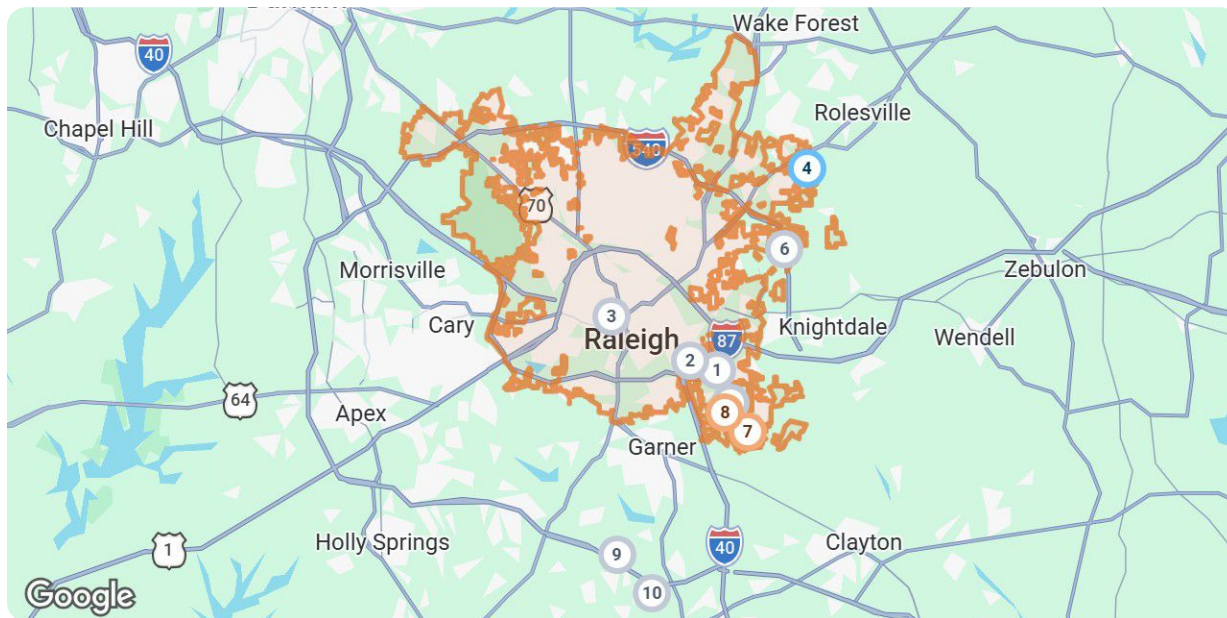
● Closed

Closed: 10 properties		Property Type	Beds / Baths	Living Area (sq ft)	Lot Size / Year Built	Closed Date / Days in RPR	Closed Price / \$ Per Sq Ft	List to Sold Price %
<span style="border: 1px solid orange; border-radius: 50%; padding: 2px;">1</span>	 <p><b>2506 Crestline Ave</b> Raleigh, NC 27603 MLS ID: 10157006 <span style="color: blue;">■</span> Closed / For Sale</p> <p><i>Courtesy of EXP Realty LLC</i></p>	Single Family	3/1	1,062	0.44 acres 1955	5/15/2026 3 days	\$280,000 \$264/sq ft	<span style="color: red;">↓</span> 1.75%
<span style="border: 1px solid orange; border-radius: 50%; padding: 2px;">2</span>	 <p><b>6108 Braidwood Ct</b> Raleigh, NC 27612 <span style="color: blue;">■</span> Closed / Public Record</p>	Condo/Townhouse/Apt.	-/4	2,245	1,742 sqft 2010	2/17/2026 - days	\$423,000 \$193/sq ft	-
<span style="border: 1px solid orange; border-radius: 50%; padding: 2px;">3</span>	 <p><b>406 Heather Dr</b> Raleigh, NC 27606 <span style="color: blue;">■</span> Closed / Public Record</p>	Single Family	-/2	1,304	8,276 sqft 1945	2/18/2026 - days	\$267,000 \$202/sq ft	-
<span style="border: 1px solid orange; border-radius: 50%; padding: 2px;">4</span>	 <p><b>5705 High Rock Ct</b> Raleigh, NC 27604 <span style="color: blue;">■</span> Closed / Public Record</p>	Single Family	-/2	1,634	0.96 acres 1976	2/17/2026 - days	\$230,500 \$246/sq ft	-
<span style="border: 1px solid orange; border-radius: 50%; padding: 2px;">5</span>	 <p><b>3447 Leonard St</b> Raleigh, NC 27607 <span style="color: blue;">■</span> Closed / Public Record</p>	Single Family	-/3	2,229	0.4 acres 1956	4/17/2026 - days	\$747,500 \$323/sq ft	-
<span style="border: 1px solid orange; border-radius: 50%; padding: 2px;">6</span>	 <p><b>845 Newcombe Rd</b> Raleigh, NC 27610 <span style="color: blue;">■</span> Closed / Public Record</p>	Single Family	-/2	1,227	8,276 sqft 1960	2/17/2026 - days	\$285,000 \$225/sq ft	-

Closed: 10 properties		Property Type	Beds / Baths	Living Area (sq ft)	Lot Size / Year Built	Closed Date / Days in RPR	Closed Price / \$ Per Sq Ft	List to Sold Price %
	 9004 Oneal Rd Raleigh, NC 27613 Closed / Public Record	Single Family	-/2	3,070	0.99 acres / 1968	2/17/2026 - days	\$475,000 \$176/sq ft	-
	 2710 Milburnie Rd Raleigh, NC 27610 Closed / Public Record	Single Family	-/2	985	0.29 acres / 1962	4/16/2026 - days	\$3,500 \$325/sq ft	-
	 5054 Amber Clay Ln Raleigh, NC 27612 MLS ID: 10140152 Closed / For Sale	Condo/Townhouse/Apt.	3/3	1,862	3,049 sqft / 2006	2/17/2026 11 days	\$420,000 \$226/sq ft	↓ 1.18%
<i>Courtesy of Linda Craft Team, REALTORS</i>								
	 1340 Beacon Village Dr Raleigh, NC 27604 MLS ID: 10127630 Closed / For Sale	Single Family	3/2	1,144	4,792 sqft / 1997	2/17/2026 92 days	\$299,000 \$261/sq ft	↓ 0.33%
<i>Courtesy of Opendoor Brokerage LLC</i>								

## Distressed










Source: Public Records and Listings



### Legend

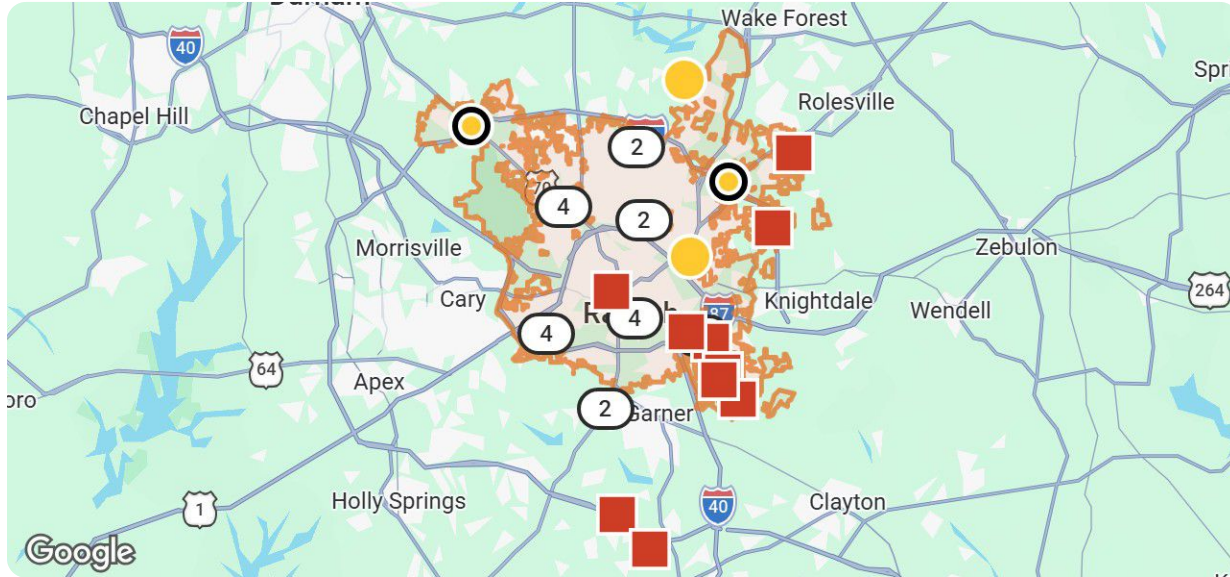
- Closed
- Off Market, Hold, Withdrawn, Expired, or Canceled

Distressed: 10 properties		Property Type	Beds / Baths	Living Area (sq ft)	Lot Size / Year Built	List Date / Days in RPR	List Price / \$ Per Sq Ft	Distressed Date / Type
	 4225 Lake Woodard Dr Raleigh, NC 27604 Off Market / Public Record	Condo/Townhouse/Apt.	-/2	936	4,792 sqft / 1999	- - days	- \$284/sq ft	5/12/2026 Notice of Foreclosure Sale

Distressed: 10 properties		Property Type	Beds / Baths	Living Area (sq ft)	Lot Size / Year Built	List Date / Days in RPR	List Price / \$ Per Sq Ft	Distressed Date / Type
2	 <b>8524 Sleepy Creek Dr</b> Raleigh, NC 27613 <span style="color: red;">■</span> Off Market / Public Record	Single Family	-/2	2,294	1.28 acres 1978	- - days	- \$196/sq ft	5/12/2026 Notice of Foreclosure Sale
3	 <b>3009 Tuckland Dr</b> Raleigh, NC 27610 <span style="color: red;">■</span> Off Market / Public Record	Single Family	-/3	1,750	7,841 sqft 2000	- - days	- \$179/sq ft	5/12/2026 Notice of Foreclosure Sale
4	 <b>4746 Walden Pond Dr</b> Raleigh, NC 27604 <span style="color: red;">■</span> Off Market / Public Record	Condo/Townhouse/Apt.	-/2	1,865	- 1974	- - days	- \$100/sq ft	5/12/2026 Notice of Foreclosure Sale
5	 <b>3117 Banks Rd</b> Raleigh, NC 27603 <span style="color: red;">■</span> Off Market / Public Record	Single Family	-/2	1,160	0.69 acres 1983	- - days	- \$262/sq ft	4/6/2026 Notice of Foreclosure Sale
6	 <b>2309 Elmsford Way</b> Raleigh, NC 27608 <span style="color: red;">■</span> Off Market / Public Record	Condo/Townhouse/Apt.	-/3	3,004	3,920 sqft 1999	- - days	- \$293/sq ft	4/9/2026 Notice of Foreclosure Sale
7	 <b>1504 Garden Passage Dr</b> Raleigh, NC 27604 <span style="color: red;">■</span> Off Market / Public Record	Single Family	-/3	2,313	7,841 sqft 2021	- - days	- \$188/sq ft	4/30/2026 Notice of Foreclosure Sale
8	 <b>4005 Pin Oak Rd</b> Raleigh, NC 27604 <span style="color: red;">■</span> Off Market / Public Record	Single Family	-/2	1,650	0.41 acres 1970	- - days	- \$216/sq ft	4/30/2026 Notice of Foreclosure Sale
9	 <b>2445 Trailwood Hills Dr</b> Raleigh, NC 27603 <span style="color: red;">■</span> Off Market / Public Record	Single Family	-/3	1,994	6,534 sqft 1996	- - days	- \$227/sq ft	4/3/2026 Notice of Foreclosure Sale
10	 <b>1404 Upchurch Woods Dr</b> Raleigh, NC 27603 <span style="color: red;">■</span> Closed / Public Record	Single Family	-/3	2,517	0.83 acres 2007	- - days	- \$216/sq ft	4/15/2026 Notice of Foreclosure Sale

## Summary

### For Lease Activity in the Last 3 Months



**Legend**

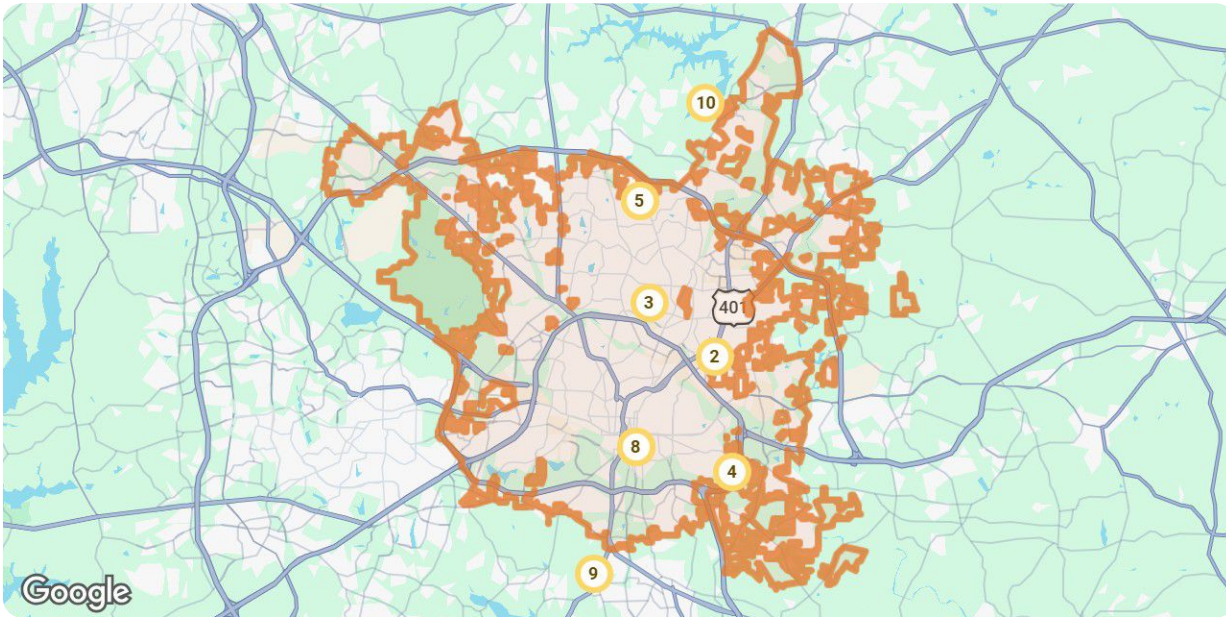
- For Lease
- For Lease Pending
- Distressed
- Recently Leased

	New	Pending	Closed	Distressed
Number of Properties	10	10	10	10
Lowest Listing Price / Est.Value	\$1,550	\$1,400	\$1,400	\$186,370
Median Listing Price / Est.Value	\$1,998	\$2,248	\$1,845	\$379,670
Highest Listing Price / Est.Value	\$2,300	\$4,650	\$2,750	\$879,930
Average Price / sqft	\$1	\$2	\$1	\$210
Median Price / sqft	\$1	\$1	\$1	\$206
Average Days in RPR	26	44	43	-
Median Days in RPR	19	14	18	-
Total Volume	\$20,039	\$24,135	\$19,255	\$4,047,070
Source	Listings	Listings	Public Records & Listings	Public Records & Listings

## Market Activity Breakdown

### New

Source: Listings



#### Legend

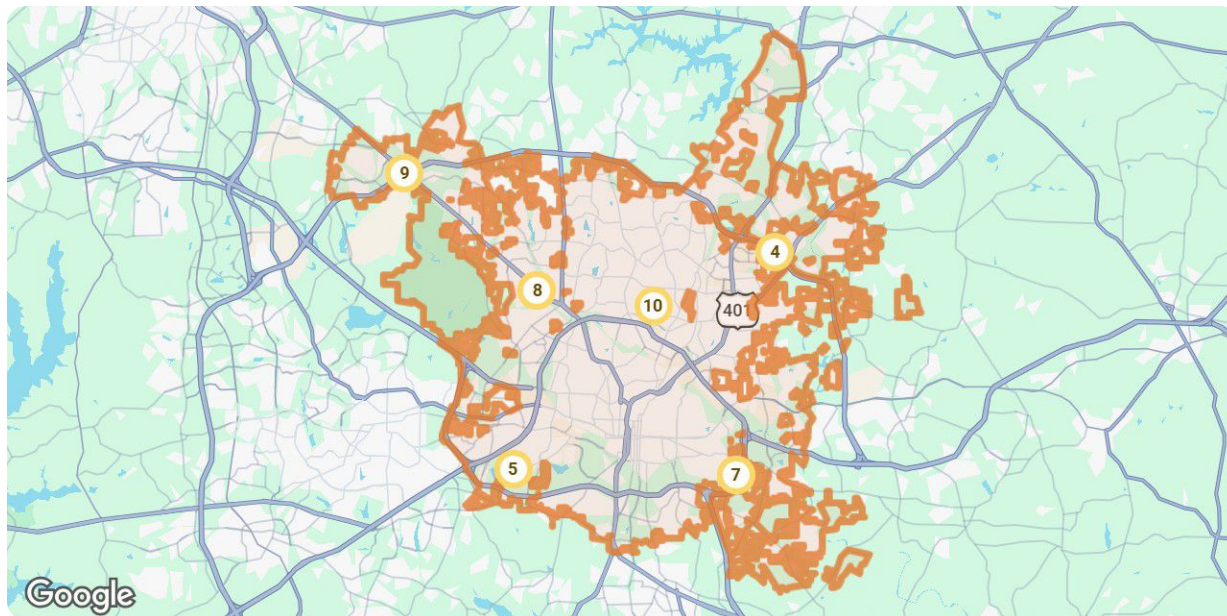
● Active For Lease

New: 10 properties		Property Type	Beds / Baths	Living Area (sq ft)	Lot Size	Year Built	List Date / Days in RPR	List Price / \$ Per Sq Ft
<span style="border: 1px solid yellow; border-radius: 50%; padding: 2px;">1</span>	 <p><b>3102 3102 Bomore Rd</b> Raleigh, NC 27610 MLS ID: 10167949 <span style="color: yellow;">●</span> Active / For Lease <i>Courtesy of Block &amp; Associates Realty</i></p>	Condo/Townhouse/Apt.	3/4	-	2,178 sqft	2026	5/17/2026 - days	\$2,300 mo. -/sq ft
<span style="border: 1px solid yellow; border-radius: 50%; padding: 2px;">2</span>	 <p><b>3104 3104 Bomore Rd</b> Raleigh, NC 27610 MLS ID: 10167951 <span style="color: yellow;">●</span> Active / For Lease <i>Courtesy of Block &amp; Associates Realty</i></p>	Condo/Townhouse/Apt.	2/3	-	2,178 sqft	2026	5/17/2026 - days	\$2,100 mo. -/sq ft
<span style="border: 1px solid yellow; border-radius: 50%; padding: 2px;">3</span>	 <p><b>189 189 Ivy Vine Way</b> Raleigh, NC 27610 MLS ID: 10157947 <span style="color: yellow;">●</span> Active / For Lease <i>Courtesy of Primus Realty LLC</i></p>	Condo/Townhouse/Apt.	3/3	1,733	-	2023	4/7/2026 40 days	\$1,850 mo. \$1/sq ft
<span style="border: 1px solid yellow; border-radius: 50%; padding: 2px;">4</span>	 <p><b>240 240 Garden Vine Trl</b> Raleigh, NC 27610 MLS ID: 10162892 <span style="color: yellow;">●</span> Active / For Lease <i>Courtesy of Primus Realty LLC</i></p>	Condo/Townhouse/Apt.	3/4	1,792	-	2024	4/27/2026 20 days	\$1,850 mo. \$1/sq ft
<span style="border: 1px solid yellow; border-radius: 50%; padding: 2px;">5</span>	 <p><b>2728 2728 Burgundy Star Dr</b> Raleigh, NC 27604 MLS ID: 10166231 <span style="color: yellow;">●</span> Active / For Lease <i>Courtesy of Primus Realty LLC</i></p>	Condo/Townhouse/Apt.	3/4	1,944	1,944 sqft	2021	5/10/2026 7 days	\$1,995 mo. \$1/sq ft

New: 10 properties		Property Type	Beds / Baths	Living Area (sq ft)	Lot Size	Year Built	List Date / Days in RPR	List Price / \$ Per Sq Ft
	 2801 2801 Trailwood Pines Ln Raleigh, NC 27603 MLS ID: 10159926 ● Active / For Lease <i>Courtesy of Primus Realty LLC</i>	Condo/Townhouse/Apt.	3/3	1,150	-	2002	4/14/2026 33 days	\$1,550 mo. \$1/sq ft
	 3417 3417 Honey Ivy Ln Raleigh, NC 27604 MLS ID: 10153231 ● Active / For Lease <i>Courtesy of Primus Realty LLC</i>	Single Family	3/3	2,083	-	2022	3/16/2026 62 days	\$2,200 mo. \$1/sq ft
	 3432 3432 Pinnacle Peak Dr Raleigh, NC 27604 MLS ID: 10163885 ● Active / For Lease <i>Courtesy of Evershine Properties, Inc.</i>	Single Family	3/3	2,083	7,405 sqft	2024	4/30/2026 17 days	\$2,299 mo. \$1/sq ft
	 4935 4935 Arkose Dr Raleigh, NC 27610 MLS ID: 10163817 ● Active / For Lease <i>Courtesy of Primus Realty LLC</i>	Condo/Townhouse/Apt.	3/3	1,796	1,796 sqft	2024	4/30/2026 17 days	\$1,895 mo. \$1/sq ft
	 5029 5029 Arkose Dr Raleigh, NC 27610 MLS ID: 10166201 ● Active / For Lease <i>Courtesy of Primus Realty LLC</i>	Condo/Townhouse/Apt.	3/3	1,924	-	2023	5/9/2026 8 days	\$2,000 mo. \$1/sq ft

## Pending

Source: Listings



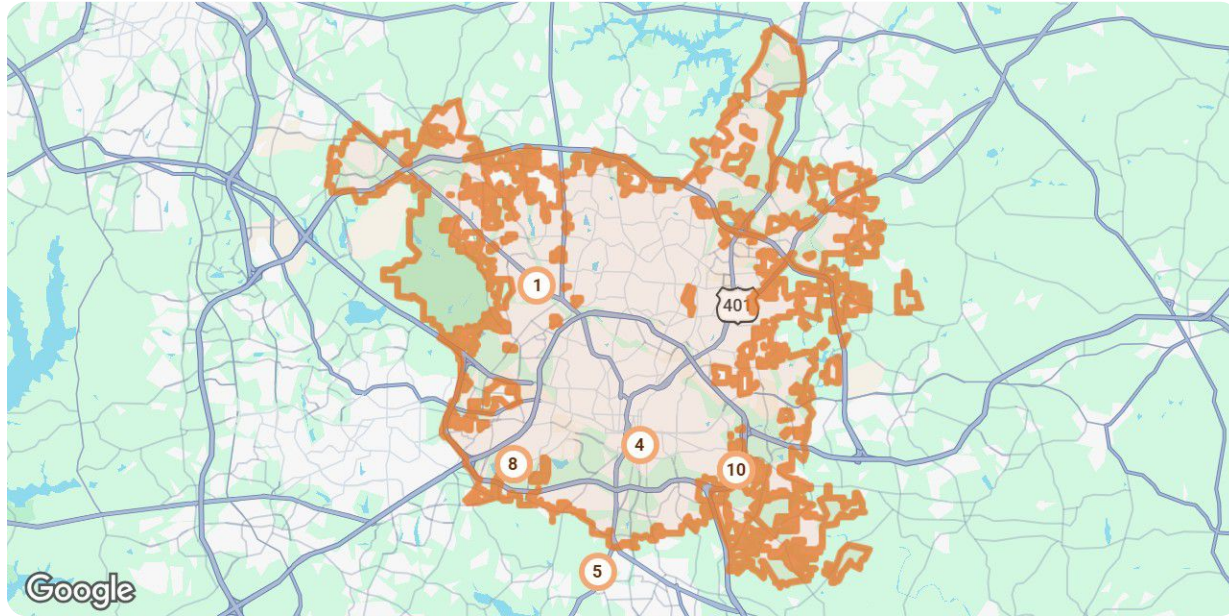
### Legend

Active For Lease

Pending: 10 properties		Property Type	Beds / Baths	Living Area (sq ft)	Lot Size / Year Built	List Date	List Price / \$ Per Sq Ft	Pending Date / Days in RPR
	 <b>506 506 Beverly Dr</b> Raleigh, NC 27610 MLS ID: 10166172 Pending / For Lease <i>Courtesy of Alliance Properties of the Car</i>	Single Family	3/1	-	0.31 acres 1960	5/9/2026	\$1,400 mo. -/sq ft	5/17/2026 8 days
	 <b>5604 5604 Hawley Ct</b> Raleigh, NC 27609 MLS ID: 10162536 Pending / For Lease <i>Courtesy of Berkshire Hathaway HomeService</i>	Single Family	3/2	1,351	0.26 acres 1969	4/24/2026	\$2,500 mo. \$2/sq ft	5/16/2026 22 days
	 <b>2625 2625 Broad Oaks Pl</b> Raleigh, NC 27603 MLS ID: 10143356 Pending / For Lease <i>Courtesy of Safe Harbour Properties, LLC</i>	Condo/Townhouse/Apt.	2/2	-	1,200 sqft 1999	1/27/2026	\$1,695 mo. -/sq ft	5/16/2026 109 days
	 <b>3606 3606 Winifred Way</b> Raleigh, NC 27609 MLS ID: 10165052 Pending / For Lease <i>Courtesy of Steele Residential</i>	Condo/Townhouse/Apt.	2/4	2,321	- 2014	5/6/2026	\$3,095 mo. \$1/sq ft	5/16/2026 10 days
	 <b>1300 1300 St Marys St</b> Raleigh, NC 27605 MLS ID: 10164736 Pending / For Lease <i>Courtesy of Glenwood Agency, LLC</i>	Condo/Townhouse/Apt.	4/4	2,480	- 2016	5/4/2026	\$4,650 mo. \$2/sq ft	5/15/2026 11 days
	 <b>2508 2508 Tadley Ct</b> Raleigh, NC 27603 MLS ID: 10160425 Pending / For Lease <i>Courtesy of Bev Roberts Rentals</i>	Single Family	4/3	1,994	7,405 sqft 2001	4/13/2026	\$2,295 mo. \$1/sq ft	5/15/2026 32 days
	 <b>1236 S 1236 Person St</b> Raleigh, NC 27601 MLS ID: 10127785 Pending / For Lease <i>Courtesy of CityGate Real Estate Services,</i>	Condo/Townhouse/Apt.	3/3	-	9,147 sqft 2025	10/9/2025	\$2,200 mo. -/sq ft	5/15/2026 218 days
	 <b>4648 4648 Asterwood Dr</b> Raleigh, NC 27606 MLS ID: 10164364 Pending / For Lease <i>Courtesy of CityGate Real Estate Services,</i>	Condo/Townhouse/Apt.	2/3	-	3,485 sqft 2000	5/1/2026	\$2,000 mo. -/sq ft	5/15/2026 14 days
	 <b>5613 5613 Johnson Woods Ct</b> Raleigh, NC 27609 MLS ID: 10166454 Pending / For Lease <i>Courtesy of RTP Properties LLC</i>	Condo/Townhouse/Apt.	3/4	1,850	1,307 sqft 2022	5/11/2026	\$2,650 mo. \$1/sq ft	5/15/2026 4 days
	 <b>701 701 Kavkaz St</b> Raleigh, NC 27610 MLS ID: LP759064 Pending / For Lease <i>Courtesy of SCHAMBS PROPERTY MANAGEMENT GROUP, INC.</i>	Single Family	3/2	-	10,454 sqft 1999	5/1/2026	\$1,650 mo. -/sq ft	5/15/2026 14 days

## Closed

Source: Public Records and Listings



### Legend

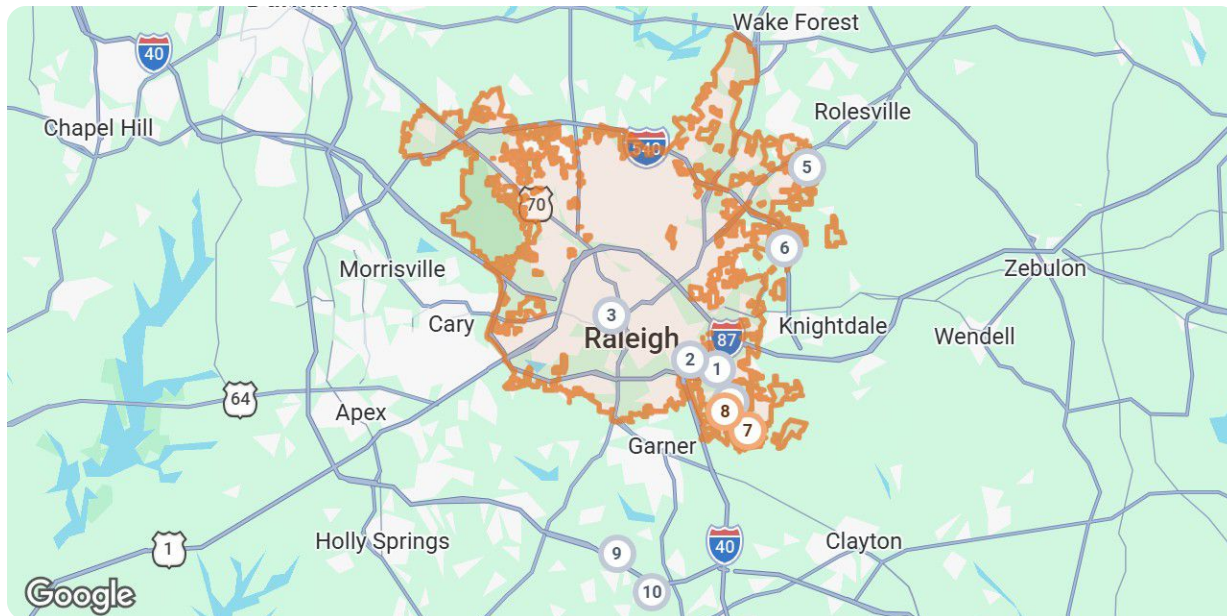
● Closed

Closed: 10 properties		Property Type	Beds / Baths	Living Area (sq ft)	Lot Size / Year Built	Closed Date / Days in RPR	Closed Price / \$ Per Sq Ft	List to Sold Price %
<span style="border: 1px solid orange; border-radius: 50%; padding: 2px;">1</span>	 <p><b>4936 4936 Wyatt Brook Way</b> Raleigh, NC 27609 MLS ID: 10160129 <span style="background-color: yellow;">■</span> Closed / For Lease <i>Courtesy of Oak City Properties</i></p>	Condo/Townhouse/Apt.	2/4	1,846	1,307 sqft / 2003	5/16/2026 / 16 days	- / \$1/sq ft	-
<span style="border: 1px solid orange; border-radius: 50%; padding: 2px;">2</span>	 <p><b>5501 5501 Wallace Martin Way</b> Raleigh, NC 27616 MLS ID: 10165286 <span style="background-color: yellow;">■</span> Closed / For Lease <i>Courtesy of Oak City Properties</i></p>	Condo/Townhouse/Apt.	3/3	-	3,920 sqft / 2019	5/16/2026 / 7 days	- / -/sq ft	-
<span style="border: 1px solid orange; border-radius: 50%; padding: 2px;">3</span>	 <p><b>11549 11549 Helmond Way</b> Raleigh, NC 27617 MLS ID: 10163319 <span style="background-color: yellow;">■</span> Closed / For Lease <i>Courtesy of PORCHLIGHT PROPERTY MANAGEMENT</i></p>	Condo/Townhouse/Apt.	2/2	1,747	- / 2023	5/15/2026 / 18 days	- / \$2/sq ft	-
<span style="border: 1px solid orange; border-radius: 50%; padding: 2px;">4</span>	 <p><b>4433 4433 All Points View Way</b> Raleigh, NC 27614 MLS ID: 10159164 <span style="background-color: yellow;">■</span> Closed / For Lease <i>Courtesy of Triangle Investment Realty</i></p>	Single Family	4/4	2,200	5,663 sqft / 2005	5/15/2026 / 10 days	- / \$1/sq ft	-
<span style="border: 1px solid orange; border-radius: 50%; padding: 2px;">5</span>	 <p><b>8817 8817 Orchard Grove Way</b> Raleigh, NC 27612 MLS ID: 10153094 <span style="background-color: yellow;">■</span> Closed / For Lease <i>Courtesy of Lisa Southern Real Estate</i></p>	Condo/Townhouse/Apt.	2/3	1,216	- / 2006	5/14/2026 / 49 days	- / \$1/sq ft	-

Closed: 10 properties		Property Type	Beds / Baths	Living Area (sq ft)	Lot Size / Year Built	Closed Date / Days in RPR	Closed Price / \$ Per Sq Ft	List to Sold Price %
	 <b>3604 3604 Bowling Dr</b> Raleigh, NC 27606 MLS ID: 10120731 <span style="background-color: yellow;">■</span> Closed / For Lease <i>Courtesy of CityGate Real Estate Services,</i>	Condo/Townhouse/Apt.	3/1	-	0.5 acres / 1971	5/15/2026 / 248 days	- / -/sq ft	-
	 <b>8507 8507 Arboles Ct</b> Raleigh, NC 27613 MLS ID: 10160589 <span style="background-color: yellow;">■</span> Closed / For Lease <i>Courtesy of Above All Property Management</i>	Condo/Townhouse/Apt.	2/2	1,324	- / 2004	5/15/2026 / 5 days	- / \$1/sq ft	-
	 <b>7317 7317 Brighton Hill Ln</b> Raleigh, NC 27616 MLS ID: 10150058 <span style="background-color: yellow;">■</span> Closed / For Lease <i>Courtesy of Oak City Properties</i>	Condo/Townhouse/Apt.	3/3	1,360	- / 2003	5/15/2026 / 37 days	- / \$1/sq ft	-
	 <b>8351 8351 Boca Pt</b> Raleigh, NC 27616 MLS ID: 10158223 <span style="background-color: yellow;">■</span> Closed / For Lease <i>Courtesy of Oak City Properties</i>	Condo/Townhouse/Apt.	3/3	1,388	- / 2006	5/15/2026 / 26 days	- / \$1/sq ft	-
	 <b>1015 1015 Oak Lake Ct</b> Raleigh, NC 27606 MLS ID: 10159774 <span style="background-color: yellow;">■</span> Closed / For Lease <i>Courtesy of HRW Realty Corp.</i>	Condo/Townhouse/Apt.	3/2	1,827	3,049 sqft / 1989	5/8/2026 / 18 days	- / \$1/sq ft	-











## Distressed

Source: Public Records and Listings



### Legend

- Closed
- Off Market, Hold, Withdrawn, Expired, or Canceled

Distressed: 10 properties		Property Type	Beds / Baths	Living Area (sq ft)	Lot Size / Year Built	List Date / Days in RPR	List Price / \$ Per Sq Ft	Distressed Date / Type
1	 <p><b>4225 Lake Woodard Dr</b> Raleigh, NC 27604 Off Market / Public Record</p>	Condo/Townhouse/Apt.	-/2	936	4,792 sqft 1999	- - days	- \$284/sq ft	5/12/2026 Notice of Foreclosure Sale
2	 <p><b>8524 Sleepy Creek Dr</b> Raleigh, NC 27613 Off Market / Public Record</p>	Single Family	-/2	2,294	1.28 acres 1978	- - days	- \$196/sq ft	5/12/2026 Notice of Foreclosure Sale
3	 <p><b>3009 Tuckland Dr</b> Raleigh, NC 27610 Off Market / Public Record</p>	Single Family	-/3	1,750	7,841 sqft 2000	- - days	- \$179/sq ft	5/12/2026 Notice of Foreclosure Sale
4	 <p><b>4746 Walden Pond Dr</b> Raleigh, NC 27604 Off Market / Public Record</p>	Condo/Townhouse/Apt.	-/2	1,865	- 1974	- - days	- \$100/sq ft	5/12/2026 Notice of Foreclosure Sale
5	 <p><b>3117 Banks Rd</b> Raleigh, NC 27603 Off Market / Public Record</p>	Single Family	-/2	1,160	0.69 acres 1983	- - days	- \$262/sq ft	4/6/2026 Notice of Foreclosure Sale
6	 <p><b>2309 Elmsford Way</b> Raleigh, NC 27608 Off Market / Public Record</p>	Condo/Townhouse/Apt.	-/3	3,004	3,920 sqft 1999	- - days	- \$293/sq ft	4/9/2026 Notice of Foreclosure Sale
7	 <p><b>1504 Garden Passage Dr</b> Raleigh, NC 27604 Off Market / Public Record</p>	Single Family	-/3	2,313	7,841 sqft 2021	- - days	- \$188/sq ft	4/30/2026 Notice of Foreclosure Sale
8	 <p><b>4005 Pin Oak Rd</b> Raleigh, NC 27604 Off Market / Public Record</p>	Single Family	-/2	1,650	0.41 acres 1970	- - days	- \$216/sq ft	4/30/2026 Notice of Foreclosure Sale
9	 <p><b>2445 Trailwood Hills Dr</b> Raleigh, NC 27603 Off Market / Public Record</p>	Single Family	-/3	1,994	6,534 sqft 1996	- - days	- \$227/sq ft	4/3/2026 Notice of Foreclosure Sale
10	 <p><b>1404 Upchurch Woods Dr</b> Raleigh, NC 27603 Closed / Public Record</p>	Single Family	-/3	2,517	0.83 acres 2007	- - days	- \$216/sq ft	4/15/2026 Notice of Foreclosure Sale

## About RPR

- RPR® is the nation's largest property database, exclusively for REALTORS®. It empowers REALTORS® to help buyers and sellers make informed decisions, backed by a real estate database covering more than 160 million residential and commercial properties in the United States.
- RPR is a wholly owned subsidiary of the National Association of REALTORS® and a member benefit to REALTORS®.
- RPR's data sources range from MLSs and county-level tax and assessment offices, to the U.S. Census and FEMA, to specialty data set providers such as Esri (consumer data), Niche (school information) and Precisely (geographic boundaries).

## Learn More

For more information about RPR, please visit RPR's public website: <https://blog.narrpr.com>



**RPR®**

