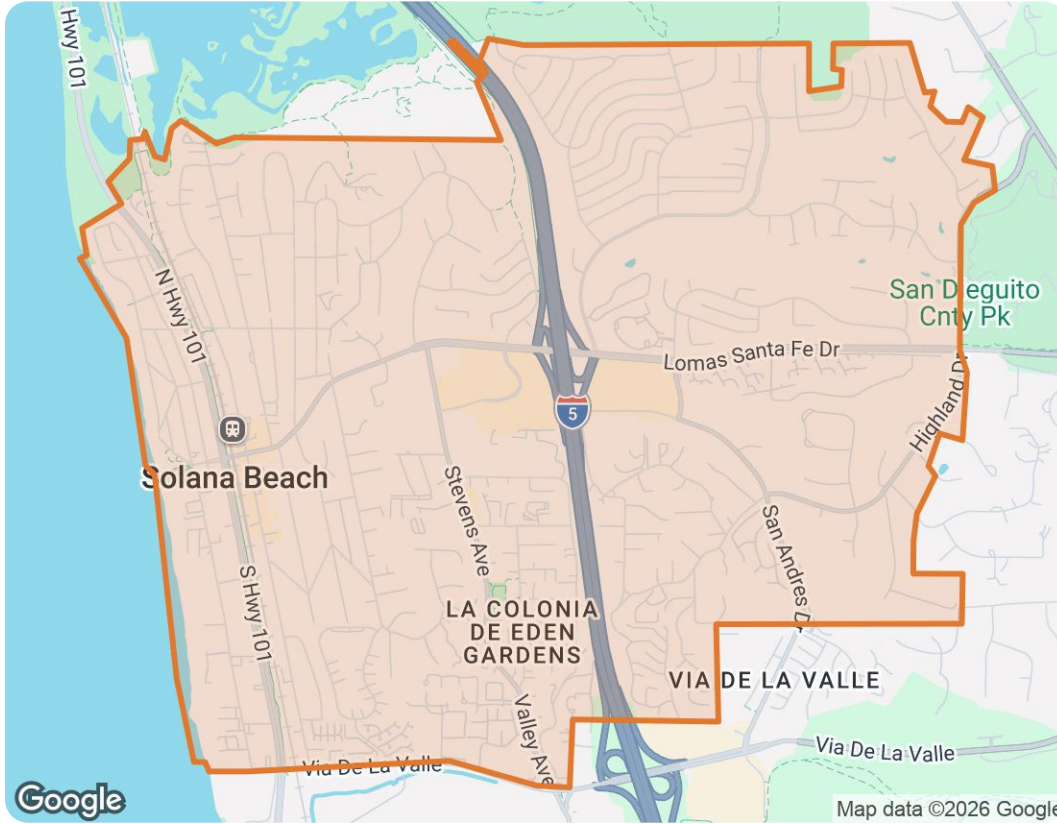


Solana Beach, California



The biggest buyer rebates and lowest selling fees in real estate – without sacrificing full-service support, 7 days a week.

ShopProp Licensed CA, WA, HI, AZ, MI, TX, VA, CO

📞 Office (888) 821-0556

✉️ team@shopprop.com

🌐 www.shopprop.com

Shop|Prop

ShopProp Inc.

Market Trends

Market Trends for Solana Beach, California

Single Family + Condo/Townhouse/Apt.

May 2026

Market Type

Seller's Market

Balanced Market

Buyer's Market

Key Details

<p>Months of Inventory</p> <p style="font-size: 24px; font-weight: bold;">3.38</p> <p style="font-size: 12px; color: green;">↑ 12.67% MoM</p>	<p>Sold to List Price %</p> <p style="font-size: 24px; font-weight: bold;">99.3%</p> <p style="font-size: 12px; color: red;">↓ 0.17% MoM</p>	<p>Median Days in RPR</p> <p style="font-size: 24px; font-weight: bold;">12</p> <p style="font-size: 12px; color: green;">↑ 20% MoM</p>	<p>Median Sold Price</p> <p style="font-size: 24px; font-weight: bold;">\$2,441,208</p> <p style="font-size: 12px; color: red;">↓ 24.89% MoM</p>
---	--	---	--

May 2026 Median Estimated Property Value

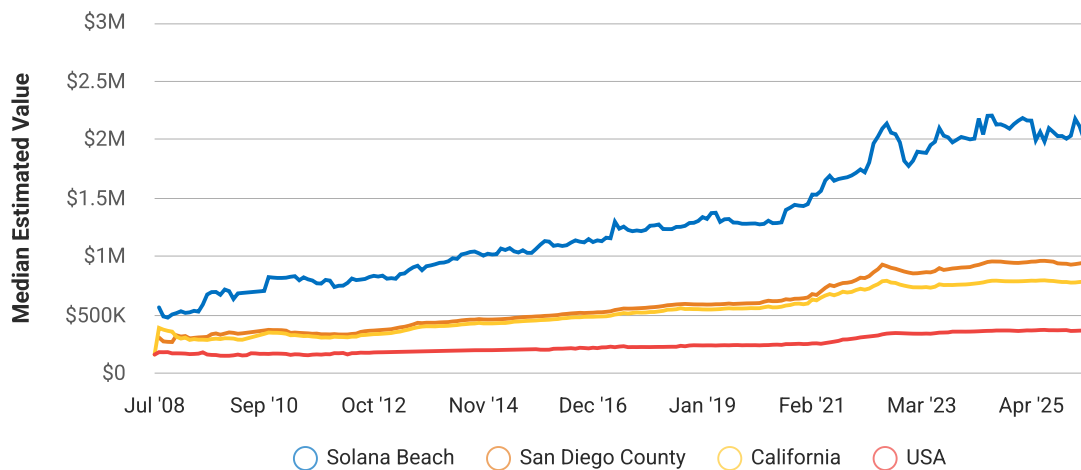
Single Family + Condo/Townhouse/Apt.

This graphic displays property estimates for a market area and a subject property, where one has been selected. Estimated property values are generated by a valuation model and are not formal appraisals.

Source: Public records, and MLS sources where licensed

Update Frequency: Monthly

<p style="text-align: center; font-weight: bold;">Median Estimated Value</p> <p style="text-align: center; font-size: 24px; font-weight: bold;">\$2,009,170</p>	<p style="text-align: center; font-weight: bold;">Last Month Change</p> <p style="text-align: center; font-size: 24px; font-weight: bold;">+0.2%</p>	<p style="text-align: center; font-weight: bold;">12 Month Change</p> <p style="text-align: center; font-size: 24px; font-weight: bold;">+0.7%</p>
---	--	--



Solana Beach, California

May 2026 Active Listings

Solana Beach, California

Single Family + Condo/Townhouse/Apt.

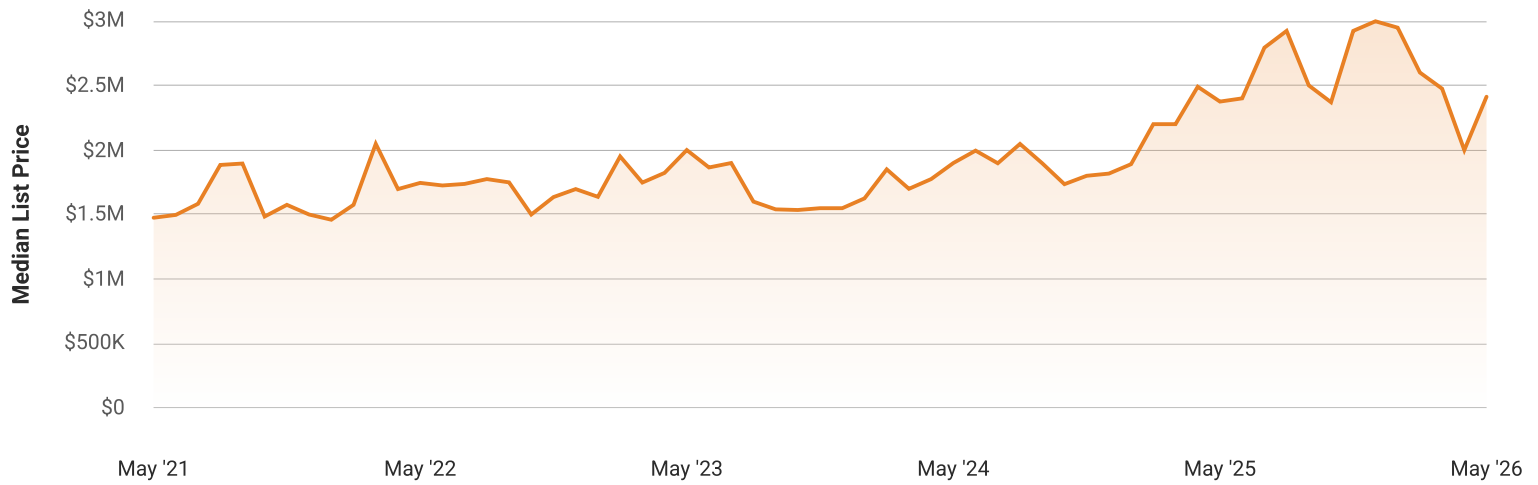
This graphic summarizes key statistics for properties that were in an active status on the last day of each month. RPR uses list date and a derived pending date to determine if the listing was active on the last day of the month. An end-of-month snapshot of active listings helps to understand inventory levels, price points and duration on the market.

Source: Listing sources

Update Frequency: Monthly

Median List Price - \$2,412,500

↑ 20.7% Month over Month



Solana Beach, California

May 2026 Sold Listings

Solana Beach, California

Single Family + Condo/Townhouse/Apt.

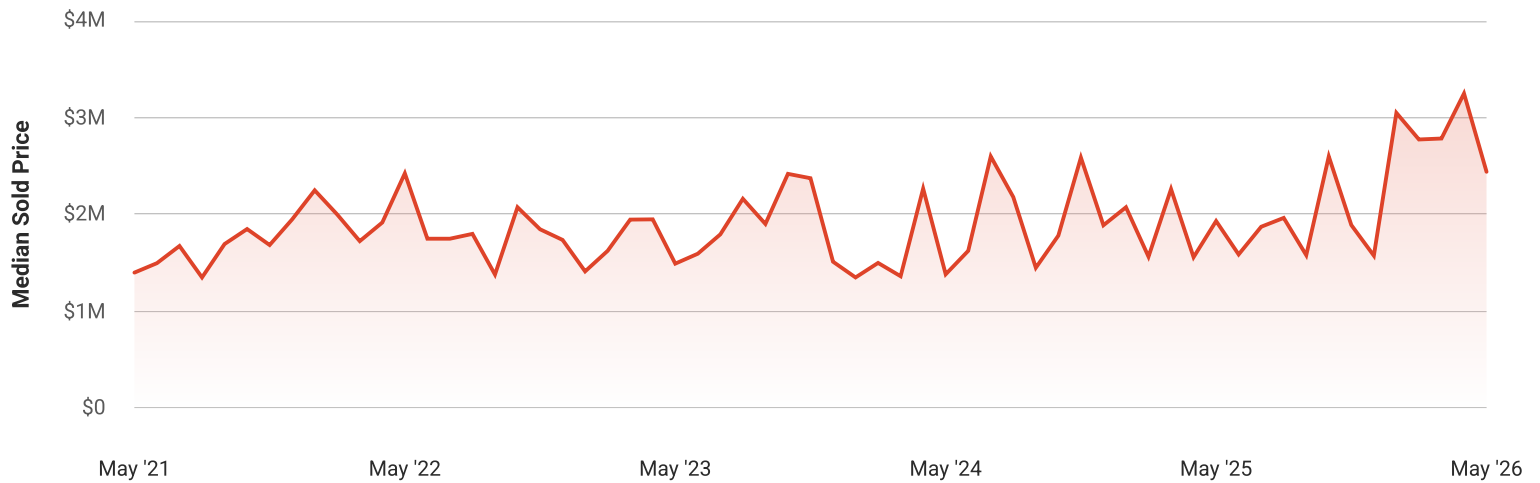
This graphic summarizes key statistics for properties that sold each month. RPR uses a derived sold date to determine when a property moved into a sold status within the given month. These statistics are important for understanding the price points on sold properties as well as the difference between the list price and sold price, which reveals whether buyers are paying over or under the asking price.

Source: Listing sources

Update Frequency: Monthly

Median Sold Price - \$2,441,208

↓ 24.9% Month over Month



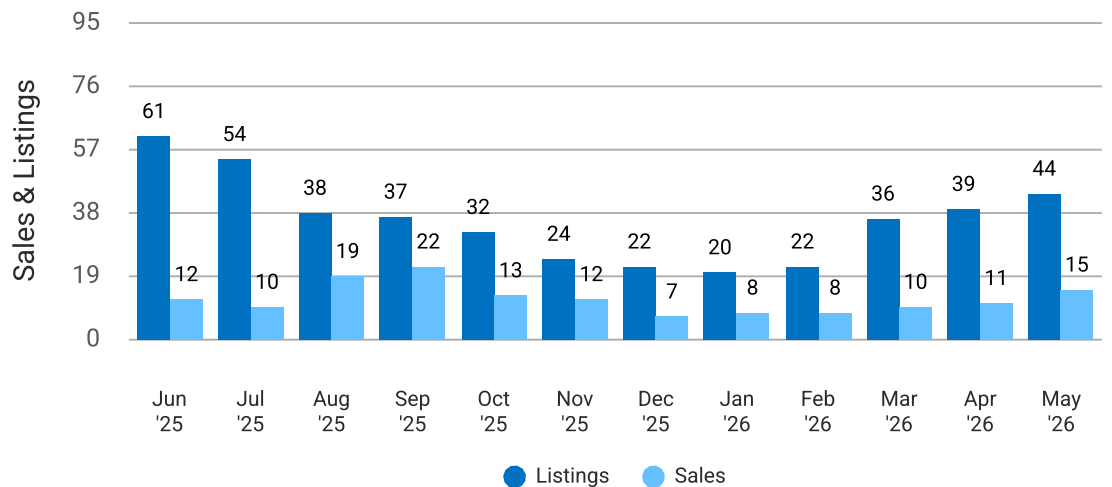
Total Sales and Active Listings in Solana Beach, California

Single Family + Condo/Townhouse/Apt.

This graph compares the number of sales with the number of active listings in the local market.

Source: MLS data where licensed

Update Frequency: Monthly



Solana Beach, California

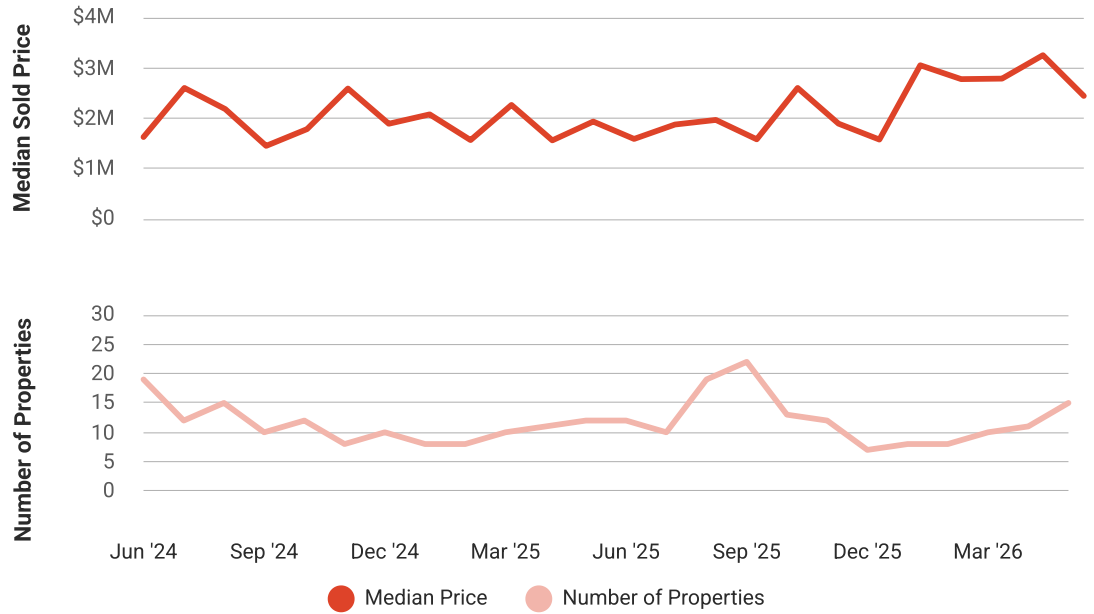
Median Sold Price vs Sold Listings in Solana Beach, California

Single Family + Condo/Townhouse/Apt.

This chart compares the trend of median sold price and number of sold listings for the given location.

Source: Listing Data

Update Frequency: Monthly



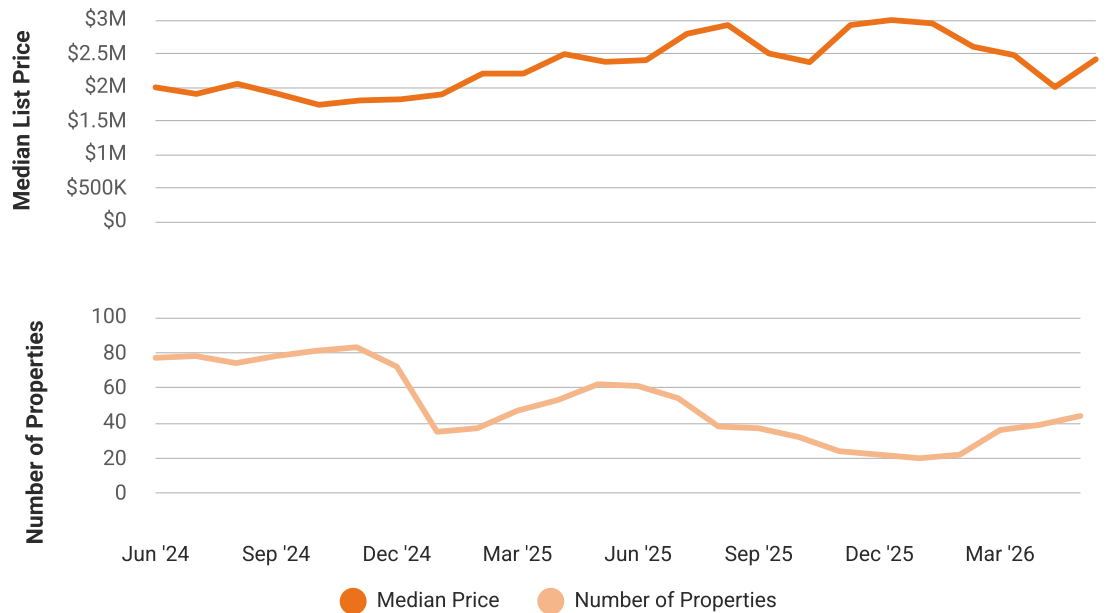
Median List Price vs Active Listings in Solana Beach, California

Single Family + Condo/Townhouse/Apt.

This chart compares the trend of median list price and number of active properties for the given location.

Source: Listing Data

Update Frequency: Monthly



Market Snapshot

Value and Price Changes

	Current	Last Month	Last 3 Months	Last 12 Months	Last 24 Months	Last 36 Months
Median Est. Property Value Last Updated: 5/31/2026	\$2,009,170	\$2,005,240 +0.2%	\$2,179,380 -7.81%	\$1,995,630 +0.68%	\$2,045,940 -1.8%	\$1,954,630 +2.79%
Median Sold Price Last Updated: 5/31/2026	\$2,441,208	\$3,250,000 -24.89%	\$2,775,000 -12.03%	\$1,932,500 +26.32%	\$1,382,500 +76.58%	\$1,492,500 +63.57%
Median List Price Last Updated: 5/31/2026	\$2,412,500	\$1,999,000 +20.69%	\$2,599,950 -7.21%	\$2,374,900 +1.58%	\$1,899,000 +27.04%	\$1,999,500 +20.66%

About this Data: Because some brokerages may choose not to include their MLS listing content within the RPR platform, the analysis contained in this report may not have been created using all the available listing data within this geographical market. Median estimated property values are generated by a valuation model and are not formal appraisals. Valuations are based on public records and MLS data where licensed. The Metrics displayed here reflect **All Residential Single Family, Condo, Townhouse and Apartment properties** data.

Market Activity

Market Activity Filters

Sort Order: Date

Maximum Properties Per Change Type: 10

Change Types: New Listings, Pending, Closed, Distressed

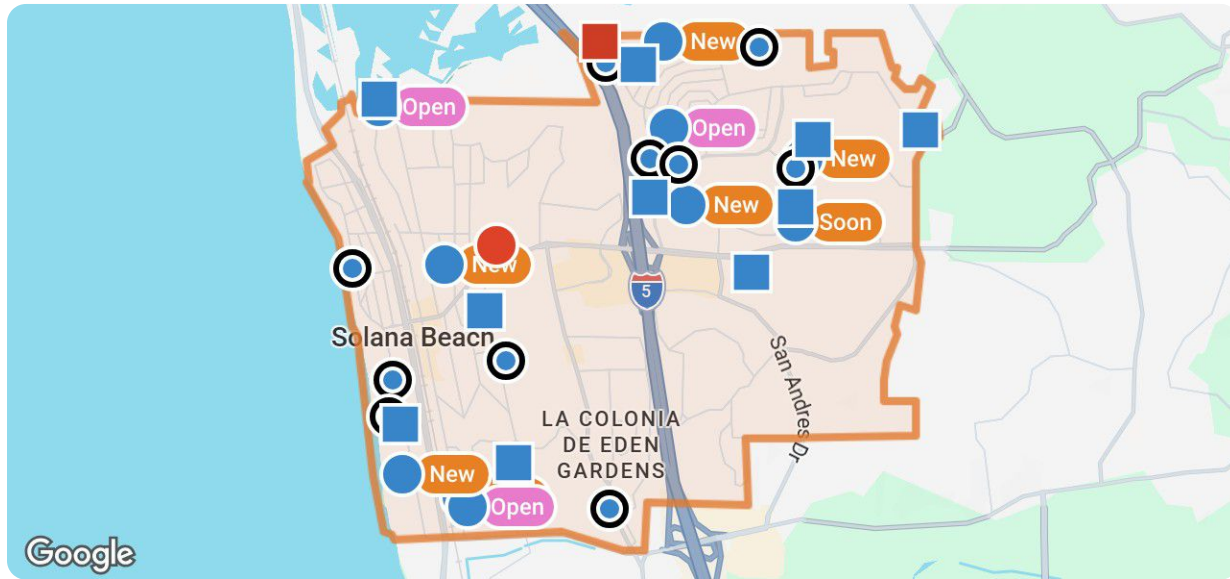
Property Types: Single Family, Condo/Townhouse/Apt

Property Features: Sale Price: Any, Lease Price: Any, Beds: Any, Baths: Any, Living Area: Any, Lot Size (acre): Any, Year Built: Any

Solana Beach, California

Summary

For Sale Activity in the Last 3 Months



Legend

- For Sale
- For Sale Pending
- Distressed For Sale or Lease
- Recently Closed
- Distressed

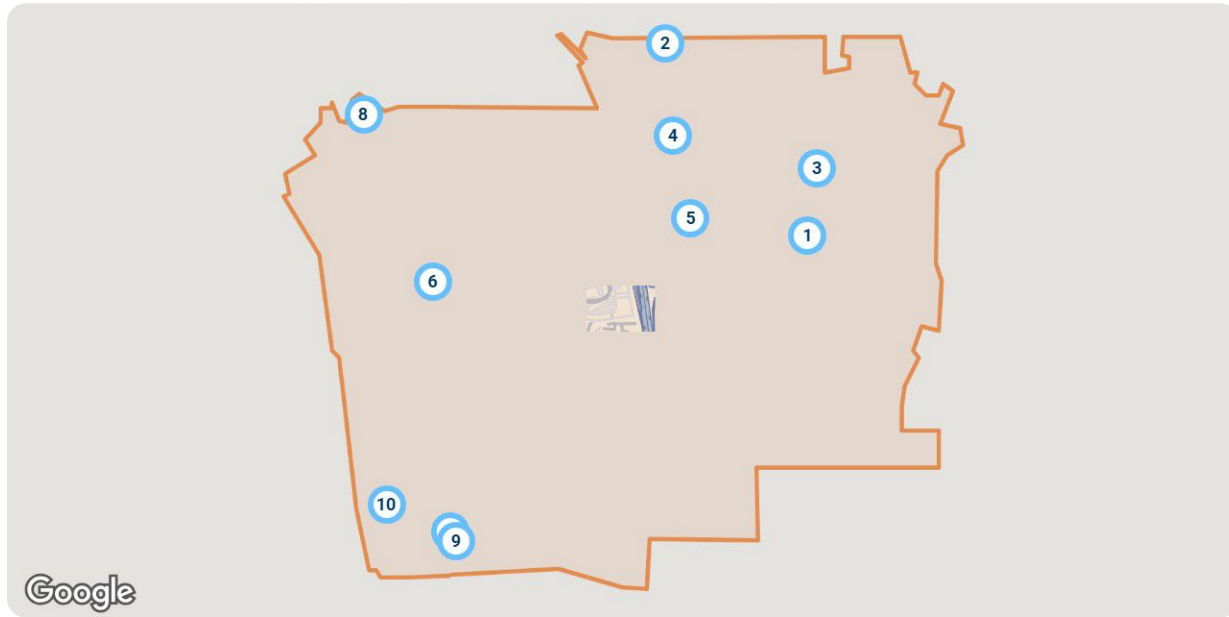
	New	Pending	Closed	Distressed
Number of Properties	10	10	10	2
Lowest Listing Price / Est.Value	\$1,560,000	\$749,900	\$995,000	\$2,705,570
Median Listing Price / Est.Value	\$2,537,500	\$1,775,000	\$2,318,104	\$2,850,285
Highest Listing Price / Est.Value	\$9,995,000	\$7,495,000	\$3,350,000	\$2,995,000
Average Price / sqft	\$1,484	\$1,266	\$1,125	\$1,255
Median Price / sqft	\$1,285	\$1,098	\$1,043	\$1,255
Average Days in RPR	4	41	19	49
Median Days in RPR	4	38	12	49
Total Volume	\$32,594,900	\$29,162,700	\$22,687,208	\$5,700,570
Source	Listings	Listings	Public Records & Listings	Public Records & Listings



Market Activity Breakdown

New

Source: Listings



Legend

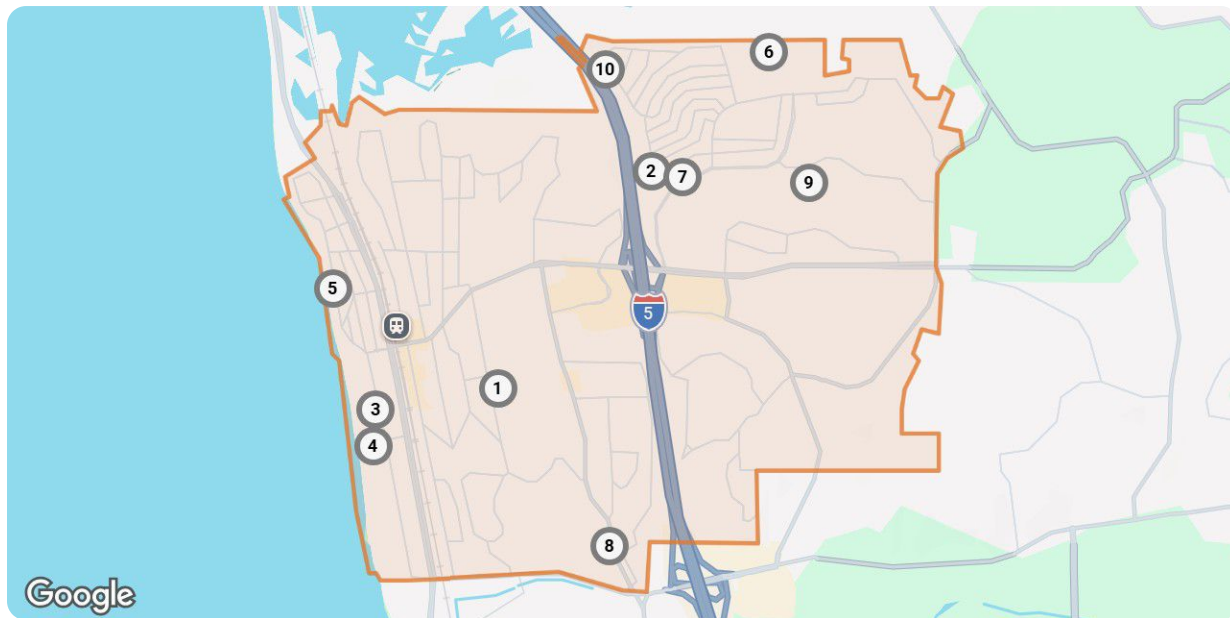
● Active For Sale











New: 10 properties		Property Type	Beds / Baths	Living Area (sq ft)	Lot Size	Year Built	List Date / Days in RPR	List Price / \$ Per Sq Ft
1	 <p>245 Loma Corta Dr Solana Beach, CA 92075 MLS ID: NDP2605402</p> <p>● Active / For Sale</p> <p><small>Listing Courtesy of SOUTHWEST EQUITY PARTNERS</small></p>	Single Family	4/4	3,945	0.55 acres	1979	6/22/2026 -14 days	\$2,995,000 \$759/sq ft
2	 <p>216 Ocean St Solana Beach, CA 92075 MLS ID: NDP2605467</p> <p>● Active / For Sale</p> <p><small>Listing Courtesy of BARRY ESTATES</small></p>	Single Family	5/4	4,114	5,662 sqft	2019	6/8/2026 - days	\$9,995,000 \$2,430/sq ft
3	 <p>942 Santa Hidalgo Solana Beach, CA 92075 MLS ID: 260013690</p> <p>● Active / For Sale</p> <p><small>Listing Courtesy of Exp Realty Of California Inc</small></p>	Single Family	5/3	2,471	0.27 acres	1976	6/5/2026 3 days	\$3,300,000 \$1,335/sq ft
4	 <p>630 Camino Ynez Solana Beach, CA 92075 MLS ID: 260013539</p> <p>● Active / For Sale</p> <p><small>Listing Courtesy of Premier Agency Real Estate Inc.</small></p>	Condo/Townhouse/Apt.	4/3	2,470	-	1974	6/4/2026 4 days	\$2,099,900 \$850/sq ft
5	 <p>418 Santa Dominga Solana Beach, CA 92075 MLS ID: NDP2605405</p> <p>● Active / For Sale</p> <p><small>Listing Courtesy of EXCEL PROPERTIES</small></p>	Single Family	4/2	2,224	10,402 sqft	1972	6/4/2026 4 days	\$2,745,000 \$1,234/sq ft

New: 10 properties		Property Type	Beds / Baths	Living Area (sq ft)	Lot Size	Year Built	List Date / Days in RPR	List Price / \$ Per Sq Ft
	 971 Santa Helena Park Ct Solana Beach, CA 92075 MLS ID: 260013334 ● Active / For Sale <i>Listing Courtesy of Real Broker</i>	Condo/Townhouse/Apt.	3/3	1,737	7 sqft	1977	6/4/2026 4 days	\$1,560,000 \$898/sq ft
	 258 Barbara Ave Solana Beach, CA 92075 MLS ID: NDP2605113 ● Active / For Sale <i>Listing Courtesy of THREE LAGOONS REALTY</i>	Single Family	2/2	800	5,227 sqft	1949	5/30/2026 9 days	\$2,425,000 \$3,031/sq ft
	 752 S Cedros Ave Solana Beach, CA 92075 MLS ID: NDP2605104 ● Active / For Sale <i>Listing Courtesy of PREMIERE REAL ESTATE</i>	Single Family	3/2	1,304	8,276 sqft	1959	5/30/2026 9 days	\$2,500,000 \$1,917/sq ft
	 109 Rios Ct Solana Beach, CA 92075 MLS ID: NDP2604975 ● Active / For Sale <i>Listing Courtesy of BERKSHIRE HATHAWAY HOMESERVICE</i>	Condo/Townhouse/Apt.	3/4	2,319	0.86 acres	1986	5/30/2026 9 days	\$2,400,000 \$1,035/sq ft
	 860 Cofair Ct Solana Beach, CA 92075 MLS ID: NDP2605099 ● Active / For Sale <i>Listing Courtesy of BERKSHIRE HATHAWAY HOMESERVICE</i>	Condo/Townhouse/Apt.	2/3	1,912	4 sqft	1988	5/27/2026 12 days	\$2,575,000 \$1,347/sq ft

Pending

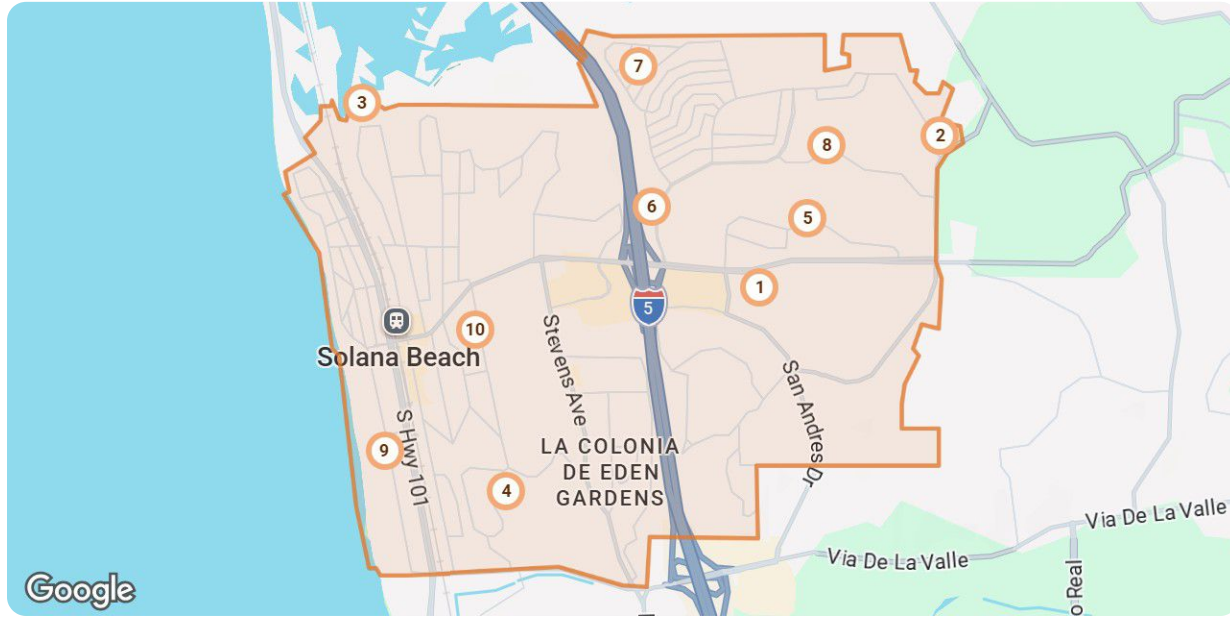
Source: Listings



Pending: 10 properties		Property Type	Beds / Baths	Living Area (sq ft)	Lot Size / Year Built	List Date	List Price / \$ Per Sq Ft	Pending Date / Days in RPR
1	 <p>326 S Nardo Ave Solana Beach, CA 92075 MLS ID: 260012045 Pending / For Sale</p> <p><i>Listing Courtesy of Compass</i></p>	Single Family	4/4	5,348	0.67 acres 2013	5/20/2026	\$7,495,000 \$1,401/sq ft	6/5/2026 16 days
2	 <p>831 Santa Rosita Solana Beach, CA 92075 MLS ID: 260010752 Pending / For Sale</p> <p><i>Listing Courtesy of Compass</i></p>	Single Family	4/2	2,067	1 sqft 1971	5/5/2026	\$2,325,000 \$1,125/sq ft	6/4/2026 30 days
3	 <p>243 S Sierra Ave Solana Beach, CA 92075 MLS ID: 260011972 Pending / For Sale</p> <p><i>Listing Courtesy of Berkshire Hathaway Homeservices California Properties</i></p>	Condo/Townhouse/Apt.	3/3	1,710	1 sqft 1991	5/17/2026	\$1,699,900 \$994/sq ft	6/4/2026 18 days
4	 <p>353 S Sierra Ave, #195 Solana Beach, CA 92075 MLS ID: 260010167 Pending / For Sale</p> <p><i>Listing Courtesy of Lpt Realty,inc</i></p>	Condo/Townhouse/Apt.	2/3	1,440	8.37 acres 1975	4/29/2026	\$1,825,000 \$1,267/sq ft	6/3/2026 35 days
5	 <p>620 W Solana Cir, Unit 3G Solana Beach, CA 92075 MLS ID: NDP2602427 Pending / For Sale</p> <p><i>Listing Courtesy of BERKSHIRE HATHAWAY HOMESERVICE</i></p>	Condo/Townhouse/Apt.	2/2	1,075	1.01 acres 1963	3/14/2026	\$1,649,000 \$1,534/sq ft	6/3/2026 81 days
6	 <p>309 Pacific Ave Solana Beach, CA 92075 MLS ID: 260009364 Pending / For Sale</p> <p><i>Listing Courtesy of Berkshire Hathaway Homeservices California Properties</i></p>	Single Family	3/4	2,852	3,920 sqft 1986	4/20/2026	\$6,995,000 \$2,453/sq ft	6/2/2026 43 days
7	 <p>971 San Lorenzo Ct Solana Beach, CA 92075 MLS ID: ND26064668 Pending / For Sale</p> <p><i>Listing Courtesy of PACIFIC SOTHEBY'S INT'L REALTY</i></p>	Single Family	4/3	2,800	0.56 acres 1978	3/25/2026	\$2,999,000 \$1,071/sq ft	5/29/2026 65 days
8	 <p>524 Via De La Valle, Unit H Solana Beach, CA 92075 MLS ID: 260009074 Pending / For Sale</p> <p><i>Listing Courtesy of Real Broker</i></p>	Condo/Townhouse/Apt.	1/1	860	1.88 acres 1986	4/16/2026	\$749,900 \$872/sq ft	5/27/2026 41 days
9	 <p>615 Camino Ynez Solana Beach, CA 92075 MLS ID: 260006372 Pending / For Sale</p> <p><i>Listing Courtesy of Keller Williams Realty</i></p>	Condo/Townhouse/Apt.	3/3	1,944	3,530 sqft 1974	3/18/2026	\$1,725,000 \$887/sq ft	5/23/2026 66 days
10	 <p>725 Santa Florencia Solana Beach, CA 92075 MLS ID: 260010920 Pending / For Sale</p> <p><i>Listing Courtesy of Matt Davies, Broker</i></p>	Single Family	3/2	1,608	0.25 acres 1976	5/6/2026	\$1,699,900 \$1,057/sq ft	5/23/2026 17 days





Closed

Source: Public Records and Listings



Legend

● Closed

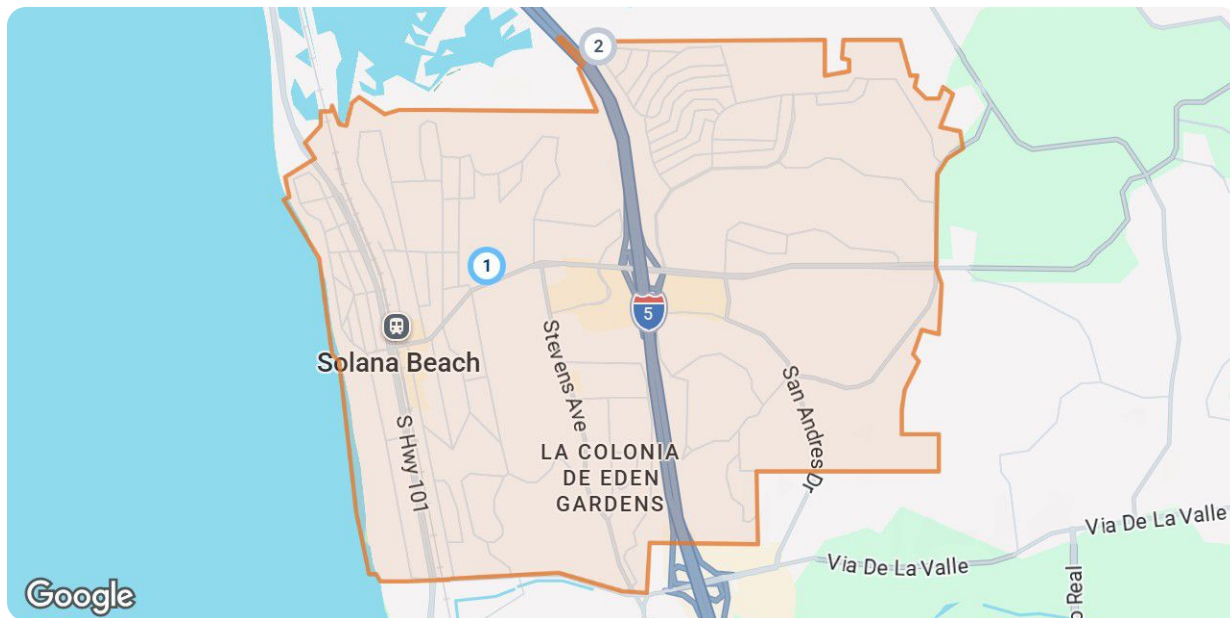
Closed: 10 properties		Property Type	Beds / Baths	Living Area (sq ft)	Lot Size / Year Built	Closed Date / Days in RPR	Closed Price / \$ Per Sq Ft	List to Sold Price %
1	 <p>421 Santa Helena Solana Beach, CA 92075 MLS ID: 260011775 Closed / For Sale <i>Courtesy of Keller Williams Realty</i></p>	Single Family	4/3	2,185	10,100 sqft 1971	6/4/2026 8 days	\$2,109,000 \$965/sq ft	↓ 7.9%
2	 <p>131 Ebano Ct Solana Beach, CA 92075 MLS ID: NDP2602677 Closed / For Sale <i>Courtesy of DOUGLAS ELLIMAN OF CALIFORNIA</i></p>	Condo/Townhouse/Apt.	2/2	1,610	14.51 acres 1972	6/1/2026 53 days	\$1,475,000 \$916/sq ft	↓ 7.52%
3	 <p>1524 Santa Elena Ct Solana Beach, CA 92075 MLS ID: 260007917 Closed / For Sale <i>Courtesy of Pacific Best Home Services, Inc.</i></p>	Single Family	3/3	1,996	10,500 sqft 1976	6/1/2026 22 days	\$2,673,000 \$1,339/sq ft	↓ 1%
4	 <p>160 Solana Point Cir Solana Beach, CA 92075 MLS ID: NDP2603045 Closed / For Sale <i>Courtesy of COLDWELL BANKER REALTY</i></p>	Condo/Townhouse/Apt.	3/4	2,468	2.8 acres 1986	5/28/2026 12 days	\$3,000,000 \$1,216/sq ft	↑ 0.33%
5	 <p>634 E Solana Cir Solana Beach, CA 92075 MLS ID: NDP2604288 Closed / For Sale <i>Courtesy of LUXURY COAST GRP BARRY ESTATES</i></p>	Condo/Townhouse/Apt.	2/1	888	2.96 acres 1972	5/27/2026 9 days	\$995,000 \$1,120/sq ft	—





Closed: 10 properties		Property Type	Beds / Baths	Living Area (sq ft)	Lot Size / Year Built	Closed Date / Days in RPR	Closed Price / \$ Per Sq Ft	List to Sold Price %
	1138 Via Mil Cumbres Solana Beach, CA 92075 Closed / Public Record	Single Family	4/4	4,203	1.71 acres / 1979	5/26/2026 - days	\$3,350,000 \$824/sq ft	-
	843 Santa Regina Solana Beach, CA 92075 MLS ID: NDP2602871 Closed / For Sale	Single Family	4/2	1,929	0.27 acres / 1971	5/22/2026 12 days	\$2,195,000 \$1,138/sq ft	-
<i>Courtesy of CAL STATE REALTY SERVICES</i>								
	741 Santa Olivia Solana Beach, CA 92075 Closed / Public Record	Single Family	5/3	3,053	10,100 sqft / 1974	5/18/2026 - days	\$2,500,000 \$1,102/sq ft	-
	1328 Sun Valley Rd Solana Beach, CA 92075 MLS ID: 260008710 Closed / For Sale	Condo/Townhouse/Apt.	4/3	2,470	- / 1975	5/18/2026 11 days	\$1,949,000 \$789/sq ft	-
<i>Courtesy of Compass</i>								
	441 S Sierra Ave, Unit 208 Solana Beach, CA 92075 MLS ID: 260007022 Closed / For Sale	Condo/Townhouse/Apt.	2/2	1,134	8 sqft / 1975	5/15/2026 26 days	\$2,441,208 \$2,153/sq ft	↑ 0.81%
<i>Courtesy of Exp Realty Of California, Inc.</i>								

Distressed

Source: Public Records and Listings

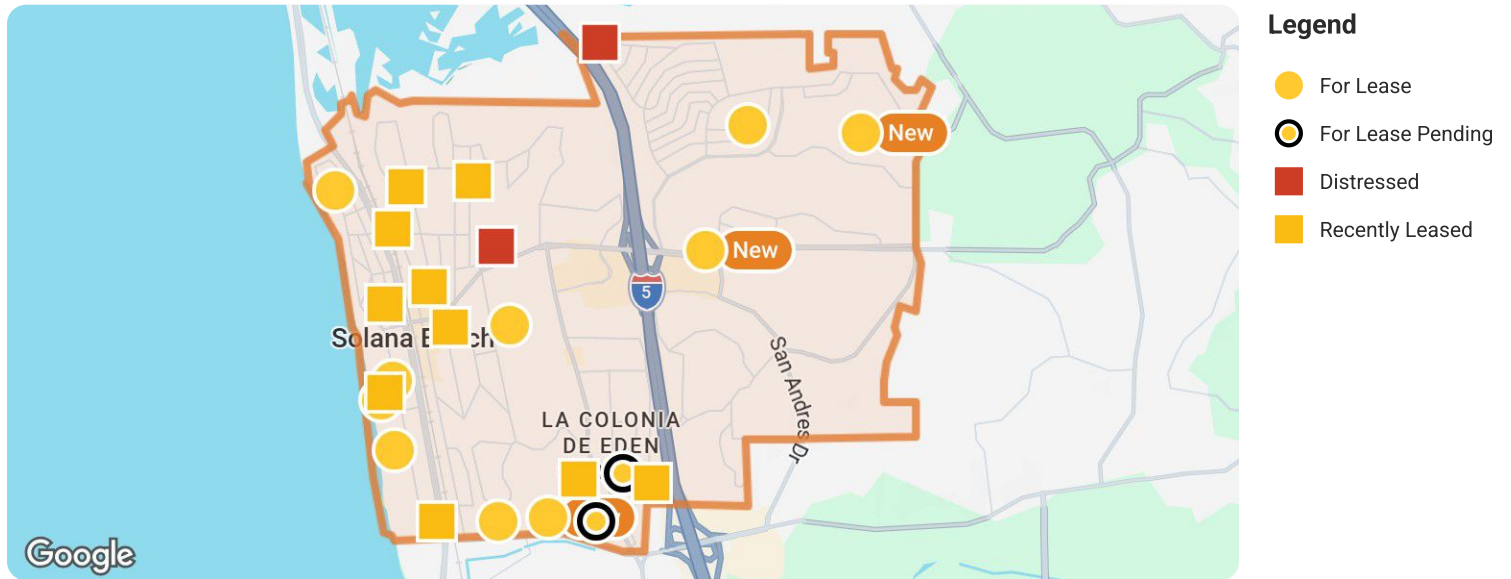


Solana Beach, California

Distressed: 2 properties		Property Type	Beds / Baths	Living Area (sq ft)	Lot Size / Year Built	List Date / Days in RPR	List Price / \$ Per Sq Ft	Distressed Date / Type
1	 <p>427 Hilmen Pl Solana Beach, CA 92075 MLS ID: 260009337 ● Active / For Sale</p> <p><i>Listing Courtesy of Compass</i></p>	Single Family	4/5	1,900	8,899 sqft 2020	4/20/2026 49 days	\$2,995,000 \$1,576/sq ft	4/2/2026 Notice of Foreclosure Sale
2	 <p>813 Santa Inez Solana Beach, CA 92075 ● Off Market / Public Record</p>	Single Family	4/3	2,896	10,800 sqft 1987	- - days	- \$934/sq ft	3/25/2026 Notice of Default

Summary

For Lease Activity in the Last 3 Months

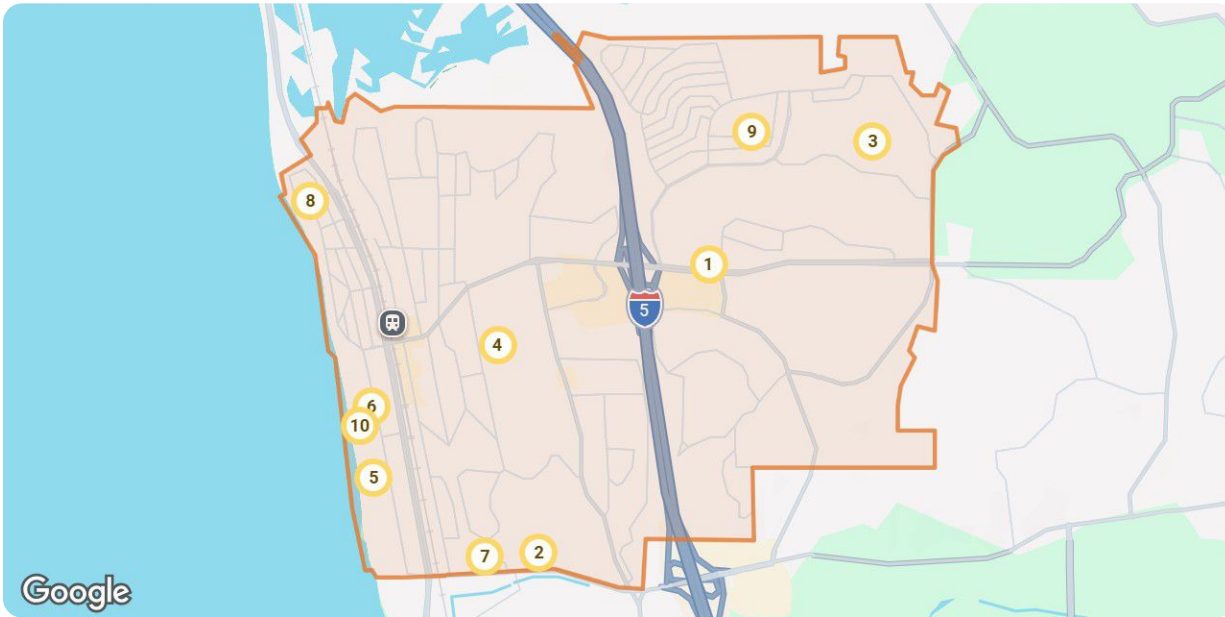


	New	Pending	Closed	Distressed
Number of Properties	10	2	10	2
Lowest Listing Price / Est.Value	\$3,995	\$3,900	\$3,995	\$2,705,570
Median Listing Price / Est.Value	\$6,200	\$4,698	\$9,225	\$2,858,155
Highest Listing Price / Est.Value	\$50,000	\$5,495	\$20,000	\$3,010,740
Average Price / sqft	\$5	\$4	\$5	\$1,259
Median Price / sqft	\$4	\$4	\$5	\$1,259
Average Days in RPR	30	43	68	-
Median Days in RPR	37	43	57	-
Total Volume	\$131,690	\$9,395	\$97,445	\$5,716,310
Source	Listings	Listings	Public Records & Listings	Public Records & Listings

Market Activity Breakdown

New

Source: Listings



Legend

● Active For Lease

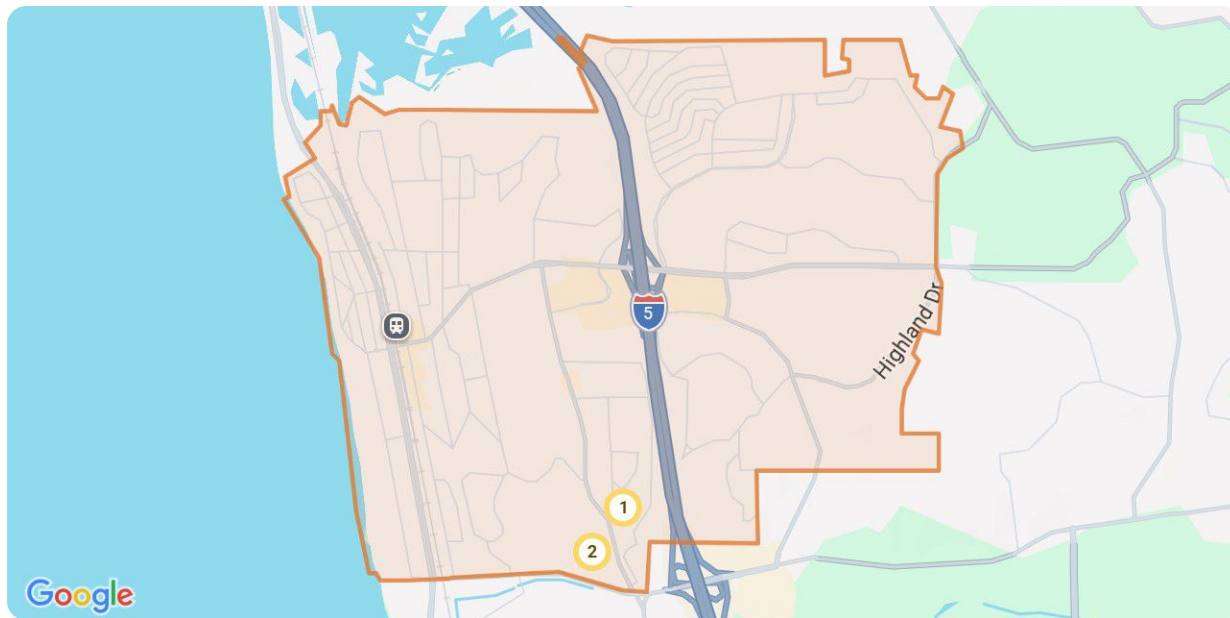
New: 10 properties		Property Type	Beds / Baths	Living Area (sq ft)	Lot Size	Year Built	List Date / Days in RPR	List Price / \$ Per Sq Ft
1	 <p>930 Via Mil Cumbres, Unit 185 Solana Beach, CA 92075 MLS ID: NDP2605489 ● Active / For Lease <i>Courtesy of THE GUILTINAN GROUP</i></p>	Condo/Townhouse/Apt.	2/2	1,300	4.58 acres	1979	6/7/2026 1 day	\$3,995 mo. \$3/sq ft
2	 <p>930 Via Mil Cumbres, Unit 137 Solana Beach, CA 92075 MLS ID: NDP2605413 ● Active / For Lease <i>Courtesy of HOMESMART REALTY WEST</i></p>	Condo/Townhouse/Apt.	2/2	1,233	3.6 acres	1979	6/5/2026 3 days	\$4,600 mo. \$4/sq ft
3	 <p>851 Del Mar Downs Rd, Unit E Solana Beach, CA 92075 MLS ID: NDP2605301 ● Active / For Lease <i>Courtesy of HOMESMART REALTY WEST</i></p>	Condo/Townhouse/Apt.	2/2	1,116	3.71 acres	1974	6/2/2026 6 days	\$4,700 mo. \$4/sq ft
4	 <p>1377 Camino Teresa Solana Beach, CA 92075 MLS ID: NDP2604588 ● Active / For Lease <i>Courtesy of PACIFIC SOTHEBY'S INT'L REALTY</i></p>	Single Family	3/3	2,470	3,445 sqft	1975	5/15/2026 24 days	\$8,500 mo. \$3/sq ft
5	 <p>417 El Sueno Solana Beach, CA 92075 MLS ID: 260010880 ● Active / For Lease <i>Courtesy of Pacific Sotheby's International Realty</i></p>	Single Family	4/4	4,313	0.44 acres	1998	5/6/2026 33 days	\$35,000 mo. \$8/sq ft



New: 10 properties		Property Type	Beds / Baths	Living Area (sq ft)	Lot Size	Year Built	List Date / Days in RPR	List Price / \$ Per Sq Ft
6	 <p>503 S Sierra Ave, Unit 161 Solana Beach, CA 92075 MLS ID: 260010253 ● Active / For Lease</p> <p><i>Courtesy of Del Mar Property Management</i></p>	Condo/Townhouse/Apt.	2/3	1,608	-	1974	4/29/2026 40 days	\$6,600 mo. \$4/sq ft
7	 <p>241 S Sierra Ave Solana Beach, CA 92075 MLS ID: 260009837 ● Active / For Lease</p> <p><i>Courtesy of R.b. Haley, Inc</i></p>	Condo/Townhouse/Apt.	3/3	1,710	0.56 acres	1991	4/24/2026 45 days	\$7,500 mo. \$4/sq ft
8	 <p>823 Sea Turf Cir Solana Beach, CA 92075 MLS ID: NDP2603919 ● Active / For Lease</p> <p><i>Courtesy of COLDWELL BANKER REALTY</i></p>	Condo/Townhouse/Apt.	2/2	1,218	4.21 acres	1979	4/23/2026 46 days	\$4,995 mo. \$4/sq ft
9	 <p>223 Ocean St Solana Beach, CA 92075 MLS ID: 260009578 ● Active / For Lease</p> <p><i>Courtesy of Pacific Sotheby's International Realty</i></p>	Single Family	5/5	4,076	0.28 acres	2019	4/22/2026 47 days	\$50,000 mo. \$12/sq ft
10	 <p>1105 Santa Madera Ct Solana Beach, CA 92075 MLS ID: NDP2603617 ● Active / For Lease</p> <p><i>Courtesy of STUBBS REAL ESTATE, INC.</i></p>	Single Family	3/2	1,654	0.25 acres	1985	4/15/2026 54 days	\$5,800 mo. \$4/sq ft

Pending

Source: Listings



Pending: 2 properties		Property Type	Beds / Baths	Living Area (sq ft)	Lot Size / Year Built	List Date	List Price / \$ Per Sq Ft	Pending Date / Days in RPR
1	 <p>520 Via De La Valle, Unit 1 Solana Beach, CA 92075 MLS ID: NDP2604342 ● Pending / For Lease</p> <p><i>Courtesy of EXP REALTY OF CALIFORNIA, INC</i></p>	Condo/Townhouse/Apt.	1/1	1,040	1.78 acres / 1987	5/6/2026	\$3,900 mo. / \$4/sq ft	5/22/2026 / 16 days

2	 <p>838 Valley Ave, #40 Solana Beach, CA 92075 MLS ID: NDP2600976 ● Pending / For Lease</p> <p><i>Courtesy of THEORY REALTY GROUP</i></p>	Condo/Townhouse/Apt.	2/3	1,176	0.27 acres / 1990	2/6/2026	\$5,495 mo. / \$5/sq ft	4/16/2026 / 69 days
----------	---	----------------------	-----	-------	-------------------	----------	-------------------------	---------------------




Closed








Source: Public Records and Listings



Legend

● Closed

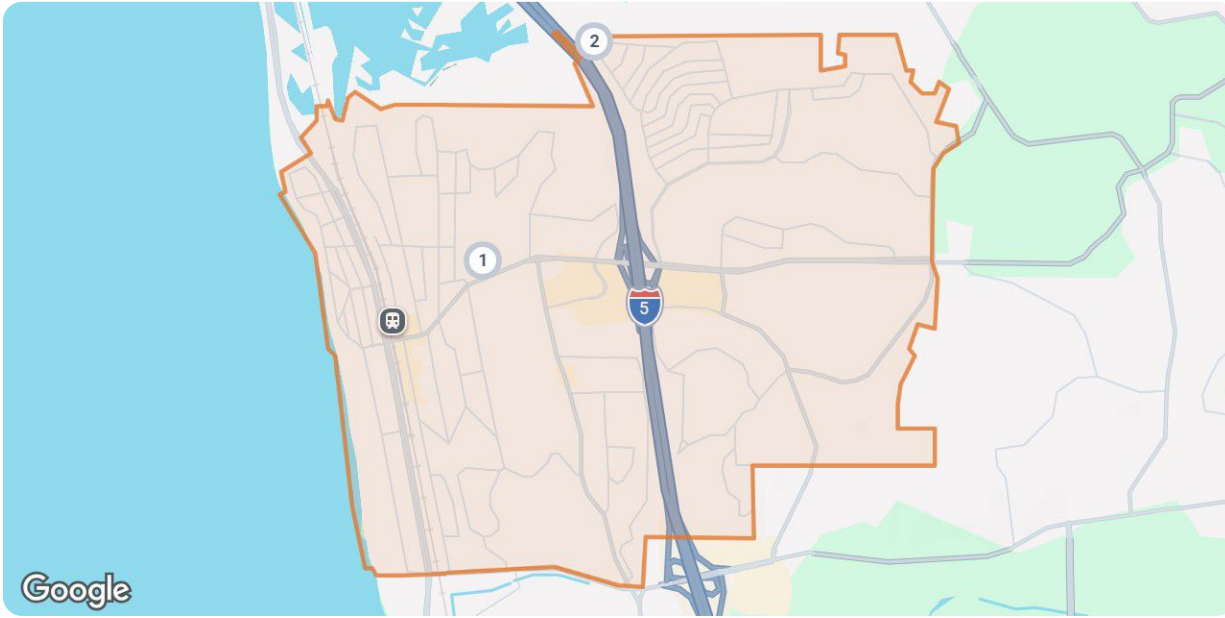
Closed: 10 properties		Property Type	Beds / Baths	Living Area (sq ft)	Lot Size / Year Built	Closed Date / Days in RPR	Closed Price / \$ Per Sq Ft	List to Sold Price %
1	 <p>409 N Cedros Ave Solana Beach, CA 92075 MLS ID: 260008010 ■ Closed / For Lease</p> <p><i>Courtesy of Harcourts Avanti</i></p>	Single Family	4/4	2,292	3,278 sqft / 2005	6/2/2026 / 57 days	- / \$4/sq ft	-
2	 <p>238 S Helix Ave, #42 Solana Beach, CA 92075 MLS ID: 260012713 ■ Closed / For Lease</p> <p><i>Courtesy of New Wave Real Estate</i></p>	Condo/Townhouse/Apt.	2/1	850	8,696 sqft / 1968	6/2/2026 / 6 days	- / \$5/sq ft	-
3	 <p>806 S Sierra Ave Solana Beach, CA 92075 MLS ID: NDP2604501 ■ Closed / For Lease</p> <p><i>Courtesy of JOHN VOGEL REAL ESTATE</i></p>	Condo/Townhouse/Apt.	3/2	1,382	3.08 acres / 1974	6/1/2026 / 24 days	- / \$4/sq ft	-

Closed: 10 properties		Property Type	Beds / Baths	Living Area (sq ft)	Lot Size / Year Built	Closed Date / Days in RPR	Closed Price / \$ Per Sq Ft	List to Sold Price %	
4	 481 Bay Meadows Way Solana Beach, CA 92075 MLS ID: NDP2605122 Closed / For Lease	Condo/Townhouse/Apt.	3/2	1,200	1,372 sqft / 1976	5/30/2026 - days	- \$5/sq ft	-	
<i>Courtesy of THE GUILTINAN GROUP</i>									
5	 141 N Acacia Ave Solana Beach, CA 92075 MLS ID: NDP2602118 Closed / For Lease	Single Family	2/2	1,000	4,356 sqft / 1988	5/26/2026 82 days	- \$11/sq ft	-	
<i>Courtesy of BARRY ESTATES</i>									
6	 602 Glenmont Dr Solana Beach, CA 92075 MLS ID: NDP2604460 Closed / For Lease	Single Family	4/4	2,703	10,497 sqft / 2007	5/25/2026 17 days	- \$6/sq ft	-	
<i>Courtesy of HOMESMART REALTY WEST</i>									
7	 830 Highland Dr Solana Beach, CA 92075 MLS ID: NDP2509269 Closed / For Lease	Single Family	4/4	3,545	30 sqft / 2006	5/22/2026 242 days	- \$3/sq ft	-	
<i>Courtesy of WILLIS ALLEN REAL ESTATE</i>									
8	 201 N Rios Ave Solana Beach, CA 92075 MLS ID: 260003513 Closed / For Lease	Single Family	3/3	2,000	8,490 sqft / 1923	5/19/2026 96 days	- \$5/sq ft	-	
<i>Courtesy of Compass</i>									
9	 122 S Rios Ave Solana Beach, CA 92075 MLS ID: NDP2603675 Closed / For Lease	Single Family	3/2	1,300	0.6 acres / 1935	5/17/2026 28 days	- \$5/sq ft	-	
<i>Courtesy of STUBBS REAL ESTATE, INC.</i>									
10	 561 N Rios Ave Solana Beach, CA 92075 MLS ID: NDP2602328 Closed / For Lease	Single Family	4/4	2,576	0.27 acres / 1960	5/11/2026 60 days	- \$8/sq ft	-	
<i>Courtesy of BARRY ESTATES</i>									

Solana Beach, California



Distressed

Source: Public Records and Listings



Legend

● Off Market, Hold, Withdrawn, Expired, or Canceled

Distressed: 2 properties		Property Type	Beds / Baths	Living Area (sq ft)	Lot Size / Year Built	List Date / Days in RPR	List Price / \$ Per Sq Ft	Distressed Date / Type
1	 <p>427 Hilmen Pl Solana Beach, CA 92075 ■ Off Market / Public Record</p>	Single Family	4/4	1,900	8,900 sqft 2012	– – days	– \$1,585/sq ft	4/2/2026 Notice of Foreclosure Sale
2	 <p>813 Santa Inez Solana Beach, CA 92075 ■ Off Market / Public Record</p>	Single Family	4/3	2,896	10,800 sqft 1987	– – days	– \$934/sq ft	3/25/2026 Notice of Default



Solana Beach, California

About RPR

- RPR® is the nation's largest property database, exclusively for REALTORS®. It empowers REALTORS® to help buyers and sellers make informed decisions, backed by a real estate database covering more than 160 million residential and commercial properties in the United States.
- RPR is a wholly owned subsidiary of the National Association of REALTORS® and a member benefit to REALTORS®.
- RPR's data sources range from MLSs and county-level tax and assessment offices, to the U.S. Census and FEMA, to specialty data set providers such as Esri (consumer data), Niche (school information) and Precisely (geographic boundaries).

Learn More

For more information about RPR, please visit RPR's public website: <https://blog.narrpr.com>



RPR®

