Somers Point, New Jersey





Adam D'Annunzio

Broker Associate

New Jersey Real Estate License #1221988

Office (609) 399-5454 | Mobile (609) 604-5958

Adam@AdamHomeGroup.com

AdamHomeGroup.com

Copyright 2026 Realtors Property Resource® LLC. All Rights Reserved.
Information is not guaranteed. Equal Housing Opportunity.

Somers Point, New Jersey

Market Trends

Market Trends for Somers Point, New Jersey

Single Family + Condo/Townhouse/Apt.

October 2026

Market Type



Seller's Market | Balanced Market | Buyer's Market

Key Details

Months of Inventory	Sold to List Price %	Median Days in RPR	Median Sold Price
3.93	98.9%	20	$449,995
↓ 7.96% MoM	↑ 0.19% MoM	↓ 54.55% MoM	↑ 1.12% MoM

Copyright 2026 Realtors Property Resource® LLC. All Rights Reserved.
Information is not guaranteed. Equal Housing Opportunity.

Somers Point, New Jersey

October 2026 New Listings

Somers Point, New Jersey

Single Family + Condo/Townhouse/Apt.

This graphic summarizes key statistics for properties that entered the market each month. RPR uses list date to determine when a listing entered the market. These statistics are important for understanding the rate at which listings are entering the market and their price points.

Source: Listing sources

Update Frequency: Monthly

Median List Price - $499,499

↓ 7.5% Month over Month

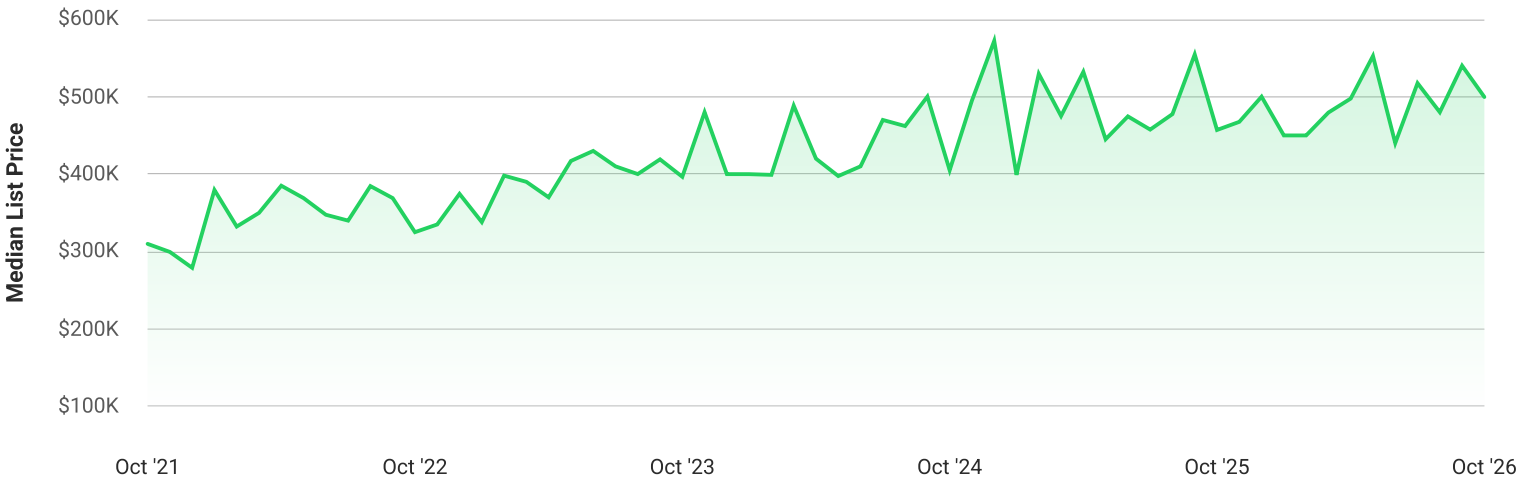

# of Properties - 20

↓ 13% Month over Month

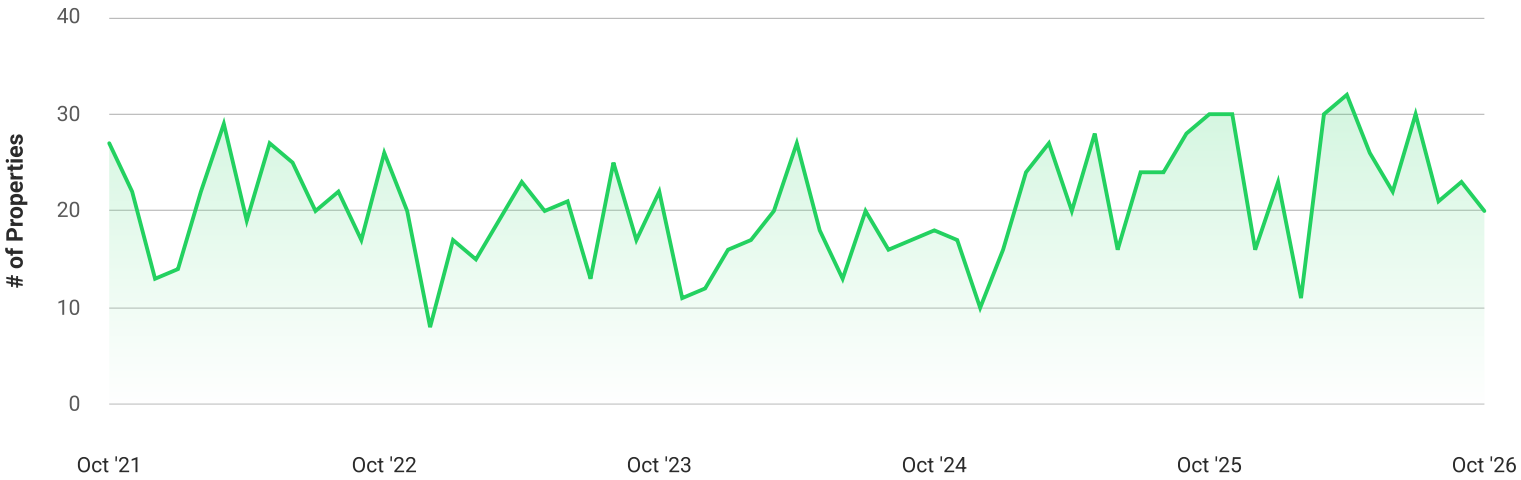

Copyright 2026 Realtors Property Resource® LLC. All Rights Reserved.
Information is not guaranteed. Equal Housing Opportunity.

Somers Point, New Jersey

October 2026 Active Listings

Somers Point, New Jersey

Single Family + Condo/Townhouse/Apt.

This graphic summarizes key statistics for properties that were in an active status on the last day of each month. RPR uses list date and a derived pending date to determine if the listing was active on the last day of the month. An end-of-month snapshot of active listings helps to understand inventory levels, price points and duration on the market.

Source: Listing sources

Update Frequency: Monthly

Median List Price - $529,900

↓ 1% Month over Month

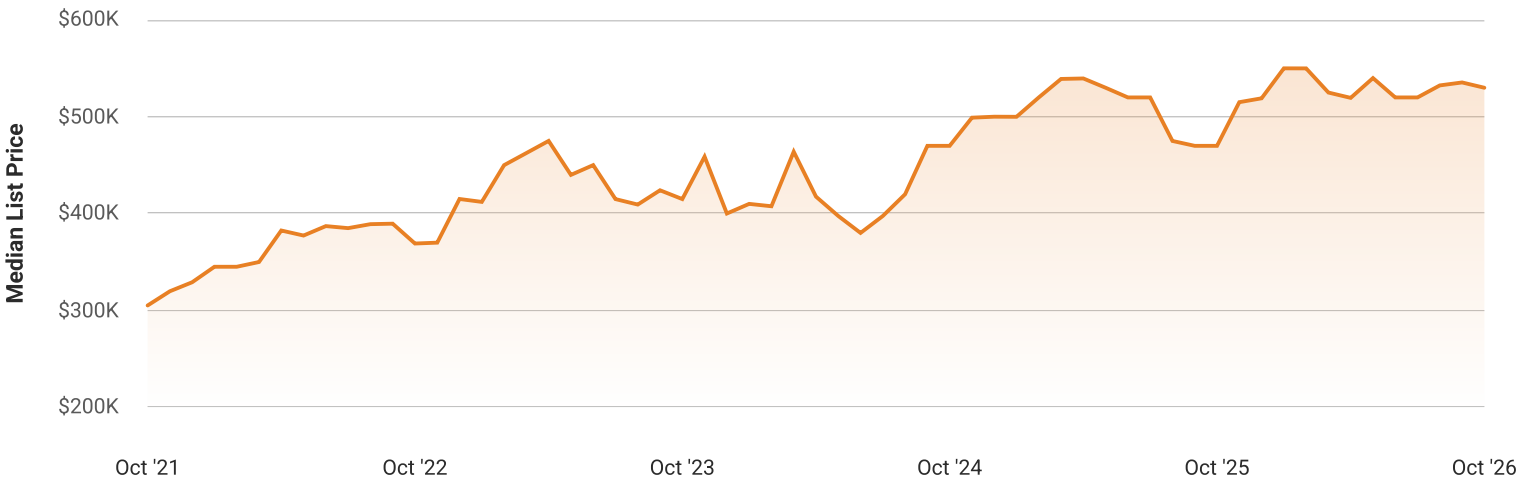

# of Properties - 59

↓ 7.8% Month over Month

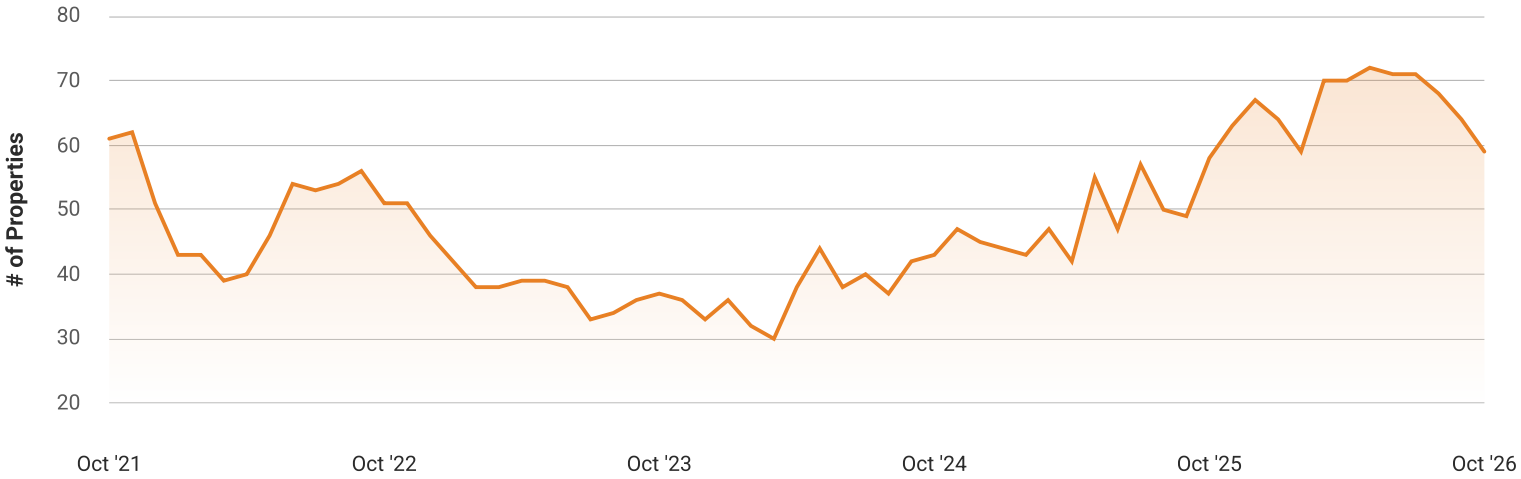

Copyright 2026 Realtors Property Resource® LLC. All Rights Reserved.
Information is not guaranteed. Equal Housing Opportunity.

Somers Point, New Jersey

October 2026 New Pending Listings

Somers Point, New Jersey

Single Family + Condo/Townhouse/Apt.

This graphic summarizes key statistics for properties that went into a pending status within each month. RPR uses a derived pending date to determine when a property moved into pending status in the given month. These statistics are important for understanding the market absorption rate and the price point of listings that are being consumed.

Source: Listing sources

Update Frequency: Monthly

Median List Price - $569,900

↑ 26.9% Month over Month

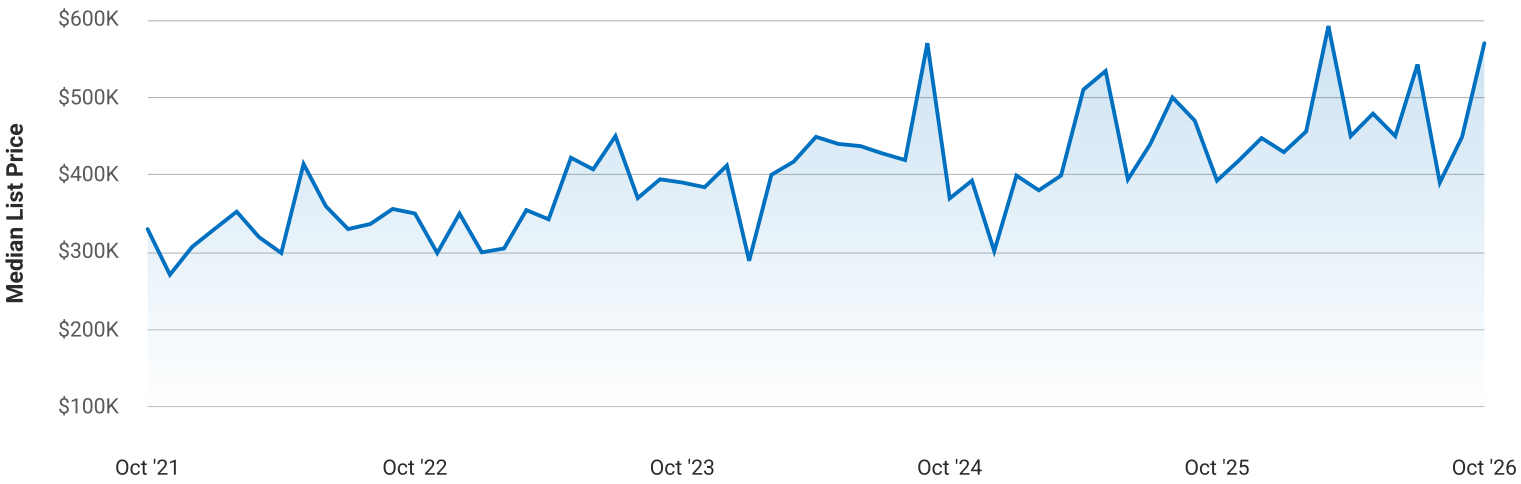

of Properties - 10

↓ 16.7% Month over Month

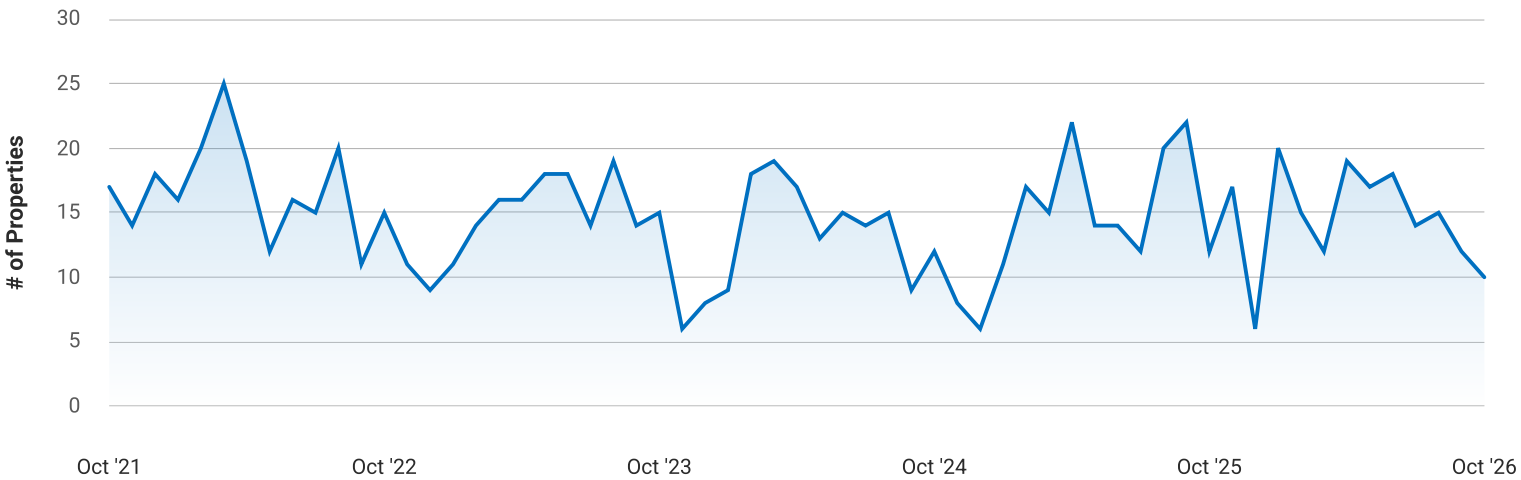

Copyright 2026 Realtors Property Resource® LLC. All Rights Reserved.
Information is not guaranteed. Equal Housing Opportunity.

Somers Point, New Jersey

October 2026 Pending Listings

Somers Point, New Jersey

Single Family + Condo/Townhouse/Apt.

This graphic summarizes key statistics for properties that were in a pending status on the last day of the month. RPR uses the list date, a derived pending date and a derived off-market status date to determine if the listing was in a pending status on the last day of the month. An end-of-month snapshot of pending listings helps to understand inventory that is waiting to close, price points and duration on the market.

Source: Listing sources

Update Frequency: Monthly

Median List Price - $519,949

↑ 15.5% Month over Month

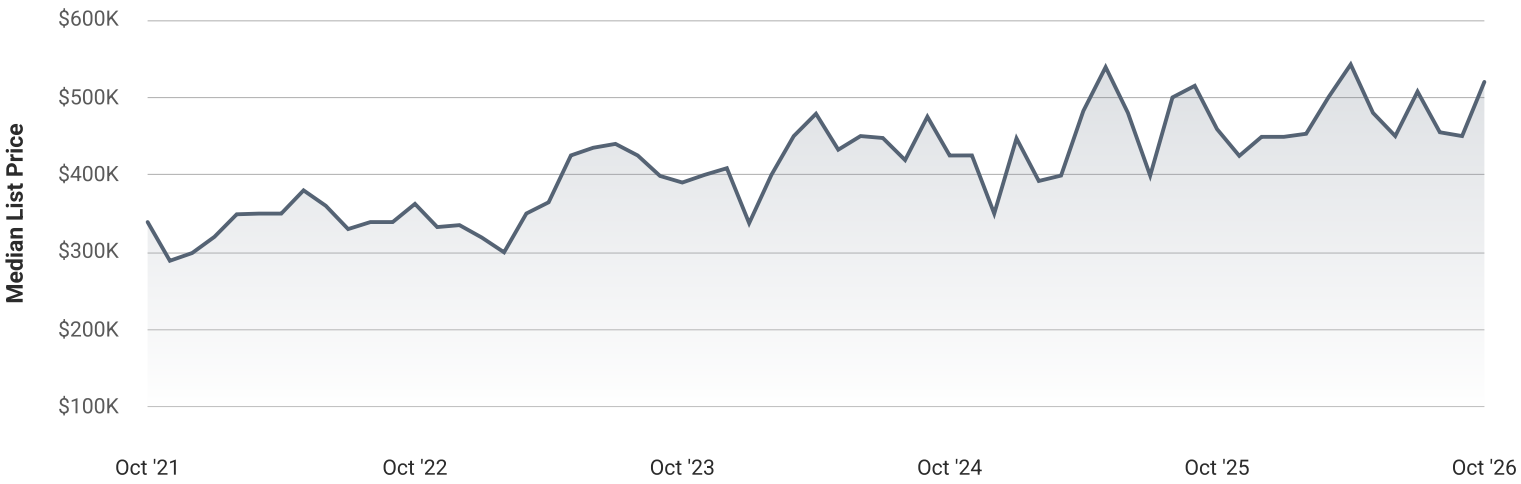

of Properties - 18

↓ 21.7% Month over Month

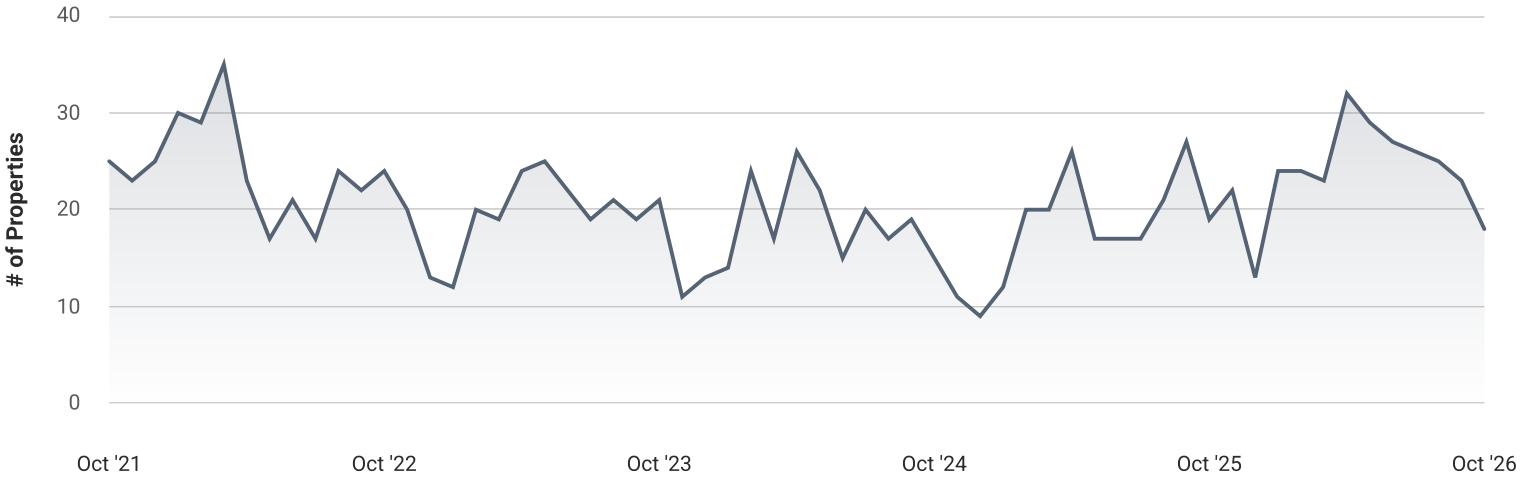

Copyright 2026 Realtors Property Resource® LLC. All Rights Reserved.
Information is not guaranteed. Equal Housing Opportunity.

Somers Point, New Jersey

October 2026 Sold Listings

Somers Point, New Jersey

Single Family + Condo/Townhouse/Apt.

This graphic summarizes key statistics for properties that sold each month. RPR uses a derived sold date to determine when a property moved into a sold status within the given month. These statistics are important for understanding the price points on sold properties as well as the difference between the list price and sold price, which reveals whether buyers are paying over or under the asking price.

Source: Listing sources

Update Frequency: Monthly

Median Sold Price - $449,995

↑ 1.1% Month over Month

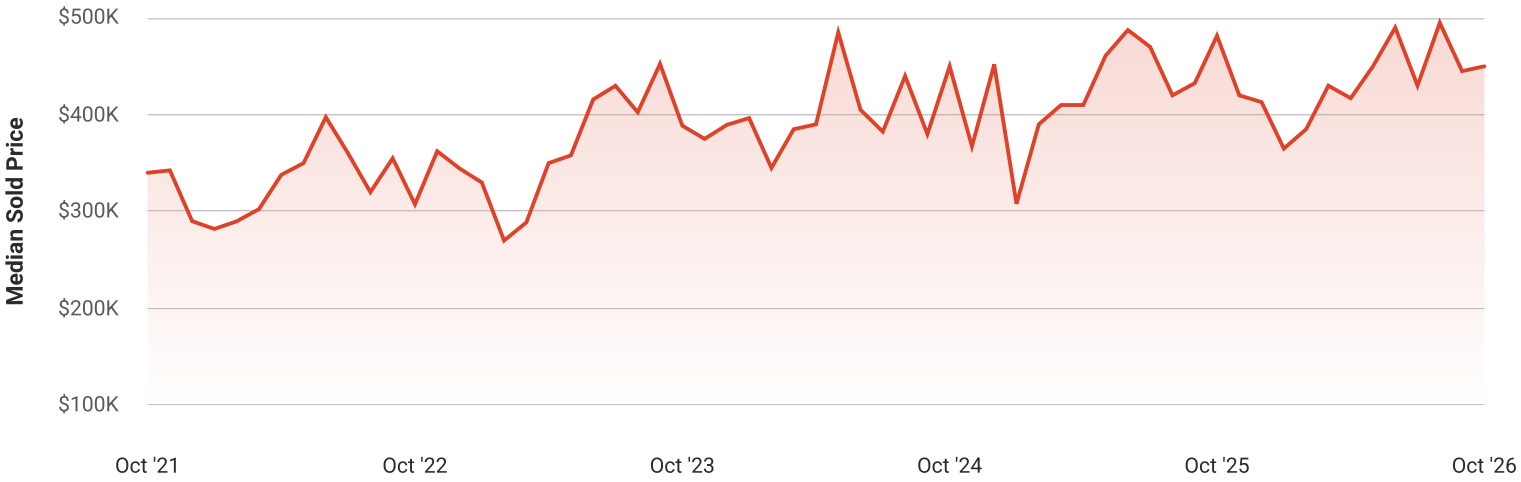

# of Properties - 11

↓ 35.3% Month over Month

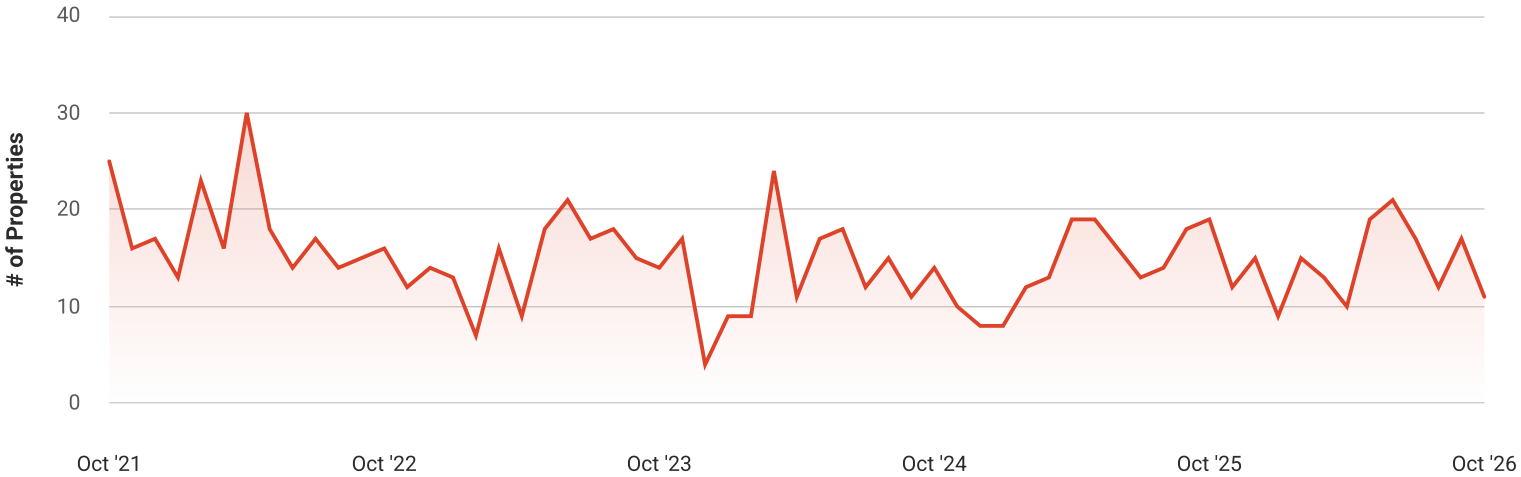

Copyright 2026 Realtors Property Resource® LLC. All Rights Reserved.
Information is not guaranteed. Equal Housing Opportunity.

Somers Point, New Jersey

October 2026 Months Supply of Inv.

Somers Point, New Jersey

Single Family + Condo/Townhouse/Apt.

This graphic summarizes key statistics that describe the given month's inventory level and the percentage change in the last month and year. Months of inventory is the number of months it will take a market to absorb the inventory that's available at the end of the month, based on the number of properties that typically go into pending each month. RPR calculates months of inventory by dividing the count of listings that were active on the last day of the month by a rolling 12-month average of newly pending listings.

Source: Listing sources

Update Frequency: Monthly

Months Supply of Inv.	Last Month Change	12 Month Change
3.93	-8%	-5.1%



Total Sales and Active Listings in Somers Point, New Jersey

Single Family + Condo/Townhouse/Apt.

This graph compares the number of sales with the number of active listings in the local market.

Source: MLS data where licensed

Update Frequency: Monthly

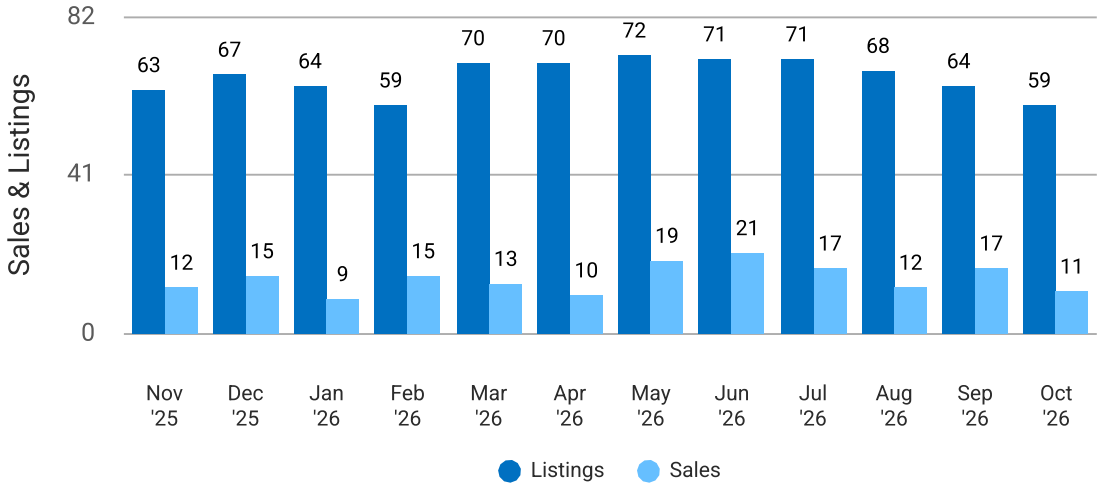

Copyright 2026 Realtors Property Resource® LLC. All Rights Reserved.
Information is not guaranteed. Equal Housing Opportunity.

Somers Point, New Jersey

Median Sold Price vs Sold Listings in Somers Point, New Jersey

Single Family + Condo/Townhouse/Apt.

This chart compares the trend of median sold price and number of sold listings for the given location.

Source: Listing Data

Update Frequency: Monthly

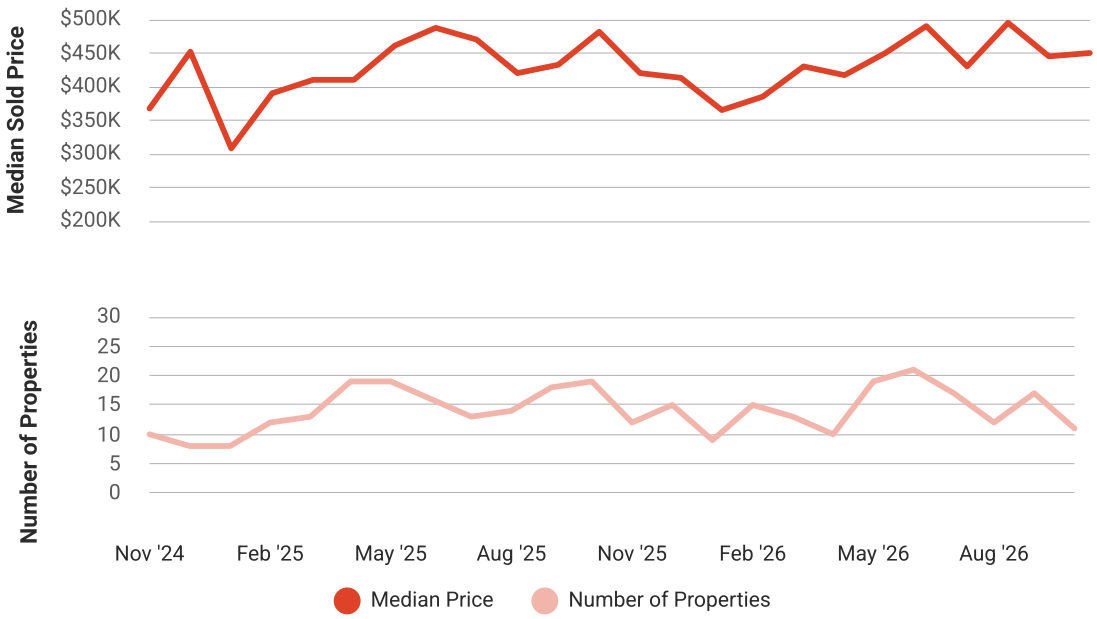

Median List Price vs Active Listings in Somers Point, New Jersey

Single Family + Condo/Townhouse/Apt.

This chart compares the trend of median list price and number of active properties for the given location.

Source: Listing Data

Update Frequency: Monthly

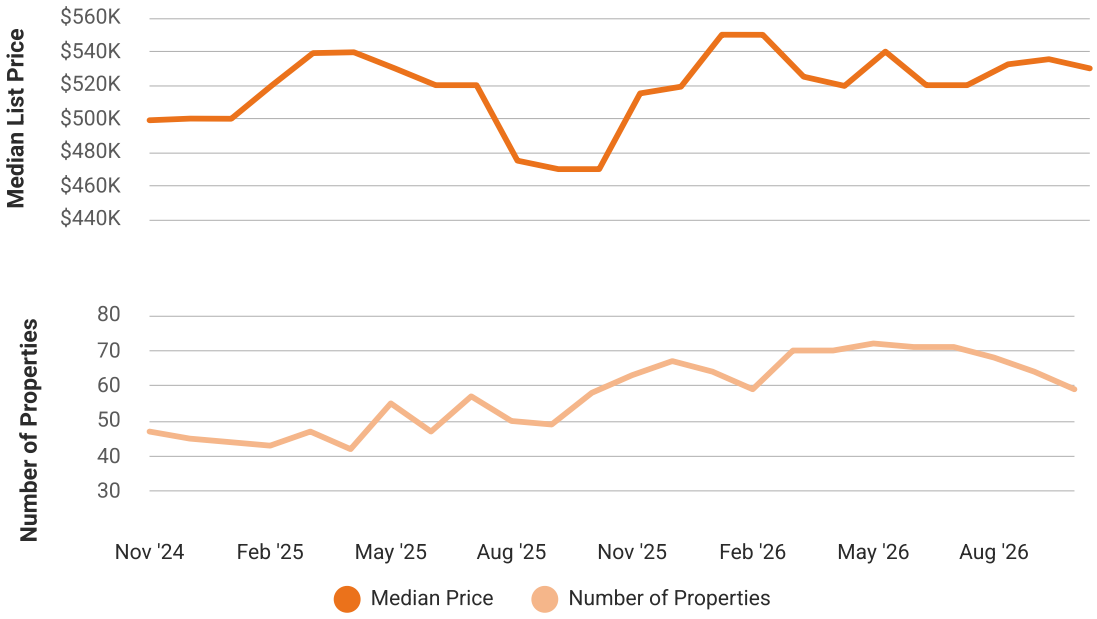

Copyright 2026 Realtors Property Resource® LLC. All Rights Reserved.
Information is not guaranteed. Equal Housing Opportunity.

Somers Point, New Jersey

Market Snapshot

Value and Price Changes

	Current	Last Month	Last 3 Months	Last 12 Months	Last 24 Months	Last 36 Months
Median Est. Property Value Last Updated: 10/31/2026	$479,300	$483,190 -0.81%	$490,720 -2.33%	$433,800 +10.49%	$394,000 +21.65%	$385,430 +24.35%
Median Sold Price Last Updated: 10/31/2026	$449,995	$445,000 +1.12%	$430,000 +4.65%	$481,600 -6.56%	$450,000 0%	$388,700 +15.77%
Median List Price Last Updated: 10/31/2026	$529,900	$535,375 -1.02%	$519,900 +1.92%	$469,900 +12.77%	$469,900 +12.77%	$414,900 +27.72%

About this Data: Because some brokerages may choose not to include their MLS listing content within the RPR platform, the analysis contained in this report may not have been created using all the available listing data within this geographical market.
Median estimated property values are generated by a valuation model and are not formal appraisals. Valuations are based on public records and MLS data where licensed. The Metrics displayed here reflect **All Residential Single Family, Condo, Townhouse and Apartment properties** data.

Market Activity

Market Activity Filters

Sort Order: Recently updated
Maximum Properties Per Change Type: 50
Change Types: New Listings, Price Change, Pending, Closed
Property Types: Single Family, Multifamily/Multiplex, Condo/Townhouse/Apt, Lot/Land
Property Features: Sale Price: $50K+, Lease Price: Any, Beds: Any, Baths: Any, Living Area: Any, Lot Size: Any, Year Built: Any

Copyright 2026 Realtors Property Resource® LLC. All Rights Reserved.
Information is not guaranteed. Equal Housing Opportunity.

Somers Point, New Jersey

Summary

For Sale Activity in the Last 12 Months

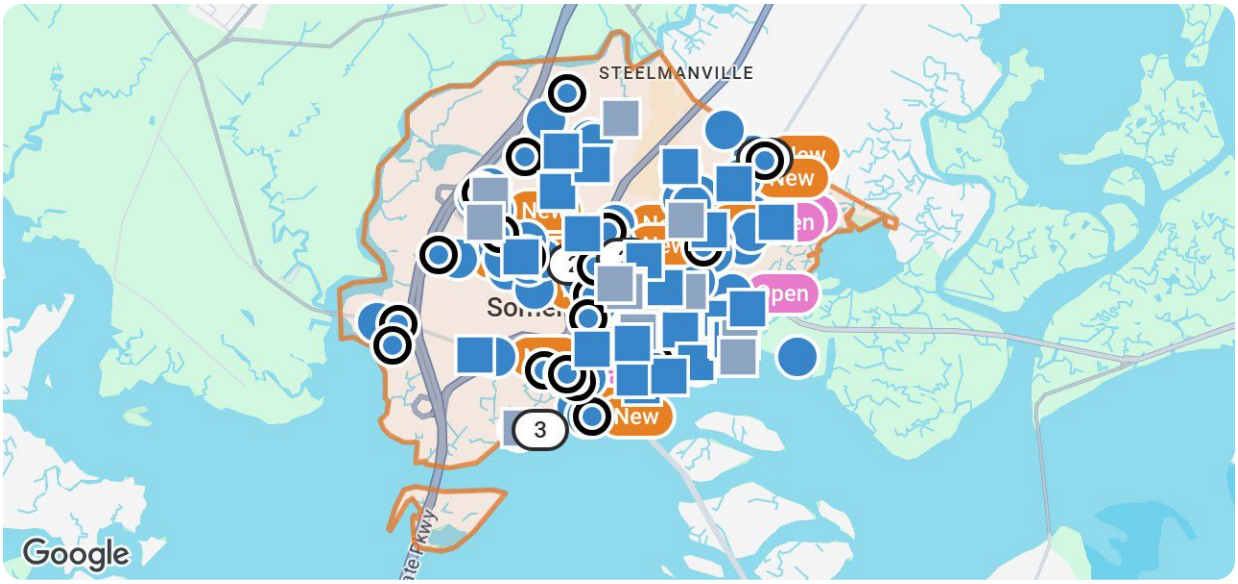

Legend

- For Sale
- For Sale Pending
- Distressed For Sale or Lease
- Recently Closed
- Closed, Hold, Withdrawn, Expired, or Canceled

	New	Pending	Closed
Number of Properties	50	17	50
Lowest Listing Price / Est.Value	$279,000	$349,000	$260,000
Median Listing Price / Est.Value	$499,000	$499,999	$572,468
Highest Listing Price / Est.Value	$2,775,000	$1,275,000	$2,000,000
Average Price / sqft	$406	$355	$371
Median Price / sqft	$357	$338	$297
Average Days in RPR	77	73	57
Median Days in RPR	61	42	23
Total Volume	$33,291,438	$9,339,599	$32,447,323
Source	Listings	Listings	Public Records & Listings

Copyright 2026 Realtors Property Resource® LLC. All Rights Reserved.
Information is not guaranteed. Equal Housing Opportunity.

Somers Point, New Jersey

Market Activity Breakdown

New

Source: Listings

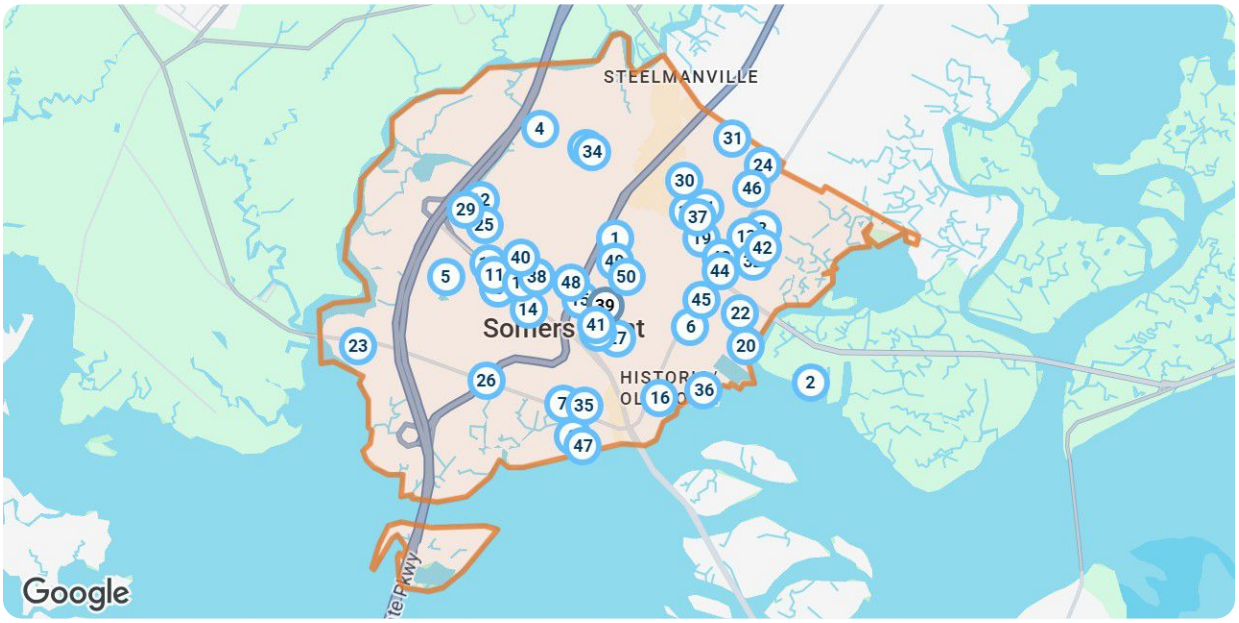

Legend

- Active For Sale
- Active Under Contract

New: 50 properties	Property Type	Beds / Baths	Living Area (sq ft)	Lot Size	Year Built	List Date / Days in RPR	List Price / $ Per Sq Ft
1  **20 Jefferson Ave** **Somers Point, NJ 08244** MLS ID: 612803 Active / For Sale	Single Family	3/1	1,400	–	1966	10/12/2026 42 days	$425,000 $304/sq ft
Listing Courtesy of KELLER WILLIAMS REALTY ATLANTIC SHORE-BRIGANTINE							
2  **9 Merion Dr** **Somers Point, NJ 08244** MLS ID: 613904 Active / For Sale	Single Family	3/1	974	7,841 sqft	1964	11/19/2026 4 days	$445,000 $457/sq ft
Listing Courtesy of RE/MAX SELECT							
3  **153 Bala Dr** **Somers Point, NJ 08244** MLS ID: 610735 Active / For Sale	Single Family	4/2	1,319	9,008 sqft	1957	8/10/2026 105 days	$499,000 $378/sq ft
Listing Courtesy of HOMESMART FIRST ADVANTAGE REALTY - NORTHFIELD							
4  **38 Lehigh Dr** **Somers Point, NJ 08244** MLS ID: 613849 Active / For Sale	Single Family	3/1	964	9,200 sqft	1959	11/15/2026 8 days	$349,900 $363/sq ft
Listing Courtesy of KELLER WILLIAMS REALTY ATLANTIC SHORE-LITTLE EGG HARBOR							
5  **580 Mays Landing Rd, Unit 103** **Somers Point, NJ 08244** MLS ID: 613562 Active / For Sale	Condo/Townhouse/Apt.	1/1	–	–	1986	11/5/2026 18 days	$334,000 –/sq ft
Listing Courtesy of COMPASS NEW JERSEY-OCEAN CITY (O463E)							

Copyright 2026 Realtors Property Resource® LLC. All Rights Reserved.
Information is not guaranteed. Equal Housing Opportunity.

Somers Point, New Jersey

kw JERSEY SHORE
KELLERWILLIAMS. REALTY

New: 50 properties	Property Type	Beds / Baths	Living Area (sq ft)	Lot Size	Year Built	List Date / Days in RPR	List Price / $ Per Sq Ft
6  **8 Neptune Dr** **Somers Point, NJ 08244** MLS ID: 612824 Active / For Sale *Listing Courtesy of LPT REALTY*	Single Family	3/3	1,898	2,897 sqft	2004	10/12/2026 42 days	$999,990 $527/sq ft
7  **1024 W Groveland Ave** **Somers Point, NJ 08244** MLS ID: 613709 Active / For Sale *Listing Courtesy of PLATINUM REAL ESTATE*	Single Family	3/2	1,279	8,120 sqft	1967	11/12/2026 11 days	$449,500 $351/sq ft
8  **22 Lehigh Dr** **Somers Point, NJ 08244** MLS ID: 613661 Active / For Sale *Listing Courtesy of MARCHESE REAL ESTATE, LLC*	Single Family	3/2	1,600	9,152 sqft	1959	11/10/2026 13 days	$425,000 $266/sq ft
9  **438 Shore Rd** **Somers Point, NJ 08244** MLS ID: 613272 Active / For Sale *Listing Courtesy of COMPASS NEW JERSEY-OCEAN CITY (O463E)*	Multifamily/Multiplex	–/–	1,795	7,501 sqft	1900	10/28/2026 26 days	$579,000 $323/sq ft
10  **34 E Dawes Ave** **Somers Point, NJ 08244** MLS ID: 612134 Active Under Contract / For Sale *Listing Courtesy of KELLER WILLIAMS REALTY JERSEY SHORE - MARGATE*	Single Family	3/2	2,000	5,401 sqft	1930	9/22/2026 62 days	$610,500 $305/sq ft
11  **714 W New York Ave** **Somers Point, NJ 08244** MLS ID: 611616 Active Under Contract / For Sale *Listing Courtesy of GOLDCOAST SOTHEBY'S INTERNATIONAL REALTY*	Single Family	3/1	816	6,852 sqft	1951	9/5/2026 79 days	$339,000 $415/sq ft
12  **55 Chapman Blvd** **Somers Point, NJ 08244** MLS ID: 613789 Active / For Sale *Listing Courtesy of COMPASS NEW JERSEY-OCEAN CITY (O463E)*	Single Family	3/2	1,276	9,492 sqft	1981	11/16/2026 7 days	$429,000 $336/sq ft
13  **113 S Pointe** **Somers Point, NJ 08244** MLS ID: 613464 Active / For Sale *Listing Courtesy of COMPASS NEW JERSEY-OCEAN CITY (O463E)*	Condo/Townhouse/Apt.	3/2	1,576	–	1987	11/2/2026 21 days	$899,900 $571/sq ft
14  **746 4th St** **Somers Point, NJ 08244** MLS ID: 608037 Active / For Sale *Listing Courtesy of HOUWZER, INC*	Single Family	3/2	1,212	–	1962	5/20/2026 187 days	$619,000 $511/sq ft
15  **426 7th St** **Somers Point, NJ 08244** MLS ID: 612233 Active / For Sale *Listing Courtesy of MEZZINA REAL ESTATE*	Single Family	4/3	1,620	0.26 acres	1987	9/24/2026 60 days	$479,900 $296/sq ft

Copyright 2026 Realtors Property Resource® LLC. All Rights Reserved.
Information is not guaranteed. Equal Housing Opportunity.

Somers Point, New Jersey

kw JERSEY SHORE
KELLERWILLIAMS. REALTY

New: 50 properties	Property Type	Beds / Baths	Living Area (sq ft)	Lot Size	Year Built	List Date / Days in RPR	List Price / $ Per Sq Ft
16  **109 N Ambler Rd** **Somers Point, NJ 08244** MLS ID: 262930 Active / For Sale *Listing Courtesy of REAL*	Single Family	3/1	1,540	8,999 sqft	1967	9/25/2026 59 days	$439,999 $286/sq ft
17  **141 Bala Dr** **Somers Point, NJ 08244** MLS ID: 610852 Active / For Sale *Listing Courtesy of SOLEIL SOTHEBY'S INTERNATIONAL REALTY - A*	Single Family	4/2	1,319	8,773 sqft	1957	8/13/2026 102 days	$509,000 $386/sq ft
18  **206 Bliss Ave** **Somers Point, NJ 08244** MLS ID: 611590 Active / For Sale *Listing Courtesy of GRACE PROPERTIES*	Single Family	4/3	2,500	–	1970	9/4/2026 80 days	$449,500 $180/sq ft
19  **111 Buffalo Ave** **Somers Point, NJ 08244** MLS ID: 607643 Active / For Sale *Listing Courtesy of BHHS FOX AND ROACH-MARGATE*	Single Family	1/1	720	8,499 sqft	1926	5/7/2026 200 days	$350,000 $486/sq ft
20  **123 E Cedar Ave** **Somers Point, NJ 08244** MLS ID: 263003 Active / For Sale *Listing Courtesy of BALSLEY LOSCO REAL ESTATE*	Single Family	6/2	4,431	10,001 sqft	2004	10/17/2026 37 days	$1,169,000 $264/sq ft
21  **100 Colwick Dr** **Somers Point, NJ 08244** MLS ID: 613599 Active / For Sale *Listing Courtesy of HOF REALTY*	Single Family	4/2	1,586	8,050 sqft	1955	11/6/2026 17 days	$485,000 $306/sq ft
22  **17 E Connecticut Ave** **Somers Point, NJ 08244** MLS ID: 612043 Active / For Sale *Listing Courtesy of BHHS FOX AND ROACH-SIMPSON OC*	Multifamily/Multiplex	–/–	2,100	–	1940	9/18/2026 66 days	$650,000 $310/sq ft
23  **918 W Connecticut Ave** **Somers Point, NJ 08244** MLS ID: 613660 Active / For Sale *Listing Courtesy of GRACE PROPERTIES*	Single Family	4/3	1,716	7,501 sqft	1977	11/10/2026 13 days	$499,999 $291/sq ft
24  **9 Cooper Dr** **Somers Point, NJ 08244** MLS ID: 608316 Active / For Sale *Listing Courtesy of HOF REALTY*	Single Family	4/2	1,802	–	–	5/28/2026 179 days	$370,000 $205/sq ft
25  **34 Dogwood Dr** **Somers Point, NJ 08244** MLS ID: 612017 Active / For Sale *Listing Courtesy of BHHS FOX AND ROACH-MARGATE*	Single Family	4/2	1,606	0.28 acres	1957	9/18/2026 66 days	$536,000 $334/sq ft

Copyright 2026 Realtors Property Resource® LLC. All Rights Reserved.
Information is not guaranteed. Equal Housing Opportunity.

Somers Point, New Jersey

kw JERSEY SHORE
KELLERWILLIAMS. REALTY

New: 50 properties	Property Type	Beds / Baths	Living Area (sq ft)	Lot Size	Year Built	List Date / Days in RPR	List Price / $ Per Sq Ft
26  **125 Exton Rd** **Somers Point, NJ 08244** MLS ID: 611842 Active / For Sale *Listing Courtesy of LPT REALTY*	Single Family	4/2	1,957	0.3 acres	1957	9/13/2026 71 days	$554,900 $284/sq ft
27  **16 Greate Bay Dr** **Somers Point, NJ 08244** MLS ID: 606639 Active / For Sale *Listing Courtesy of RE/MAX SELECT*	Condo/Townhouse/Apt.	2/3	1,650	–	1977	4/12/2026 225 days	$449,900 $273/sq ft
28  **802 Harbour Cv** **Somers Point, NJ 08244** MLS ID: 263110 Active / For Sale *Listing Courtesy of LONG & FOSTER REAL ESTATE, INC SIC*	Condo/Townhouse/Apt.	1/1	900	–	1985	10/29/2026 25 days	$375,000 $417/sq ft
29  **127 Higbee Ave** **Somers Point, NJ 08244** MLS ID: 608373 Active / For Sale *Listing Courtesy of OCF REALTY, LLC*	Single Family	4/4	3,200	–	1930	5/29/2026 178 days	$2,775,000 $867/sq ft
30  **137 W Johnson Ave** **Somers Point, NJ 08244** MLS ID: 603384 Active / For Sale *Listing Courtesy of LPT REALTY*	Single Family	4/1	1,444	–	1928	12/29/2025 329 days	$499,900 $346/sq ft
31  **27 W Laurel Dr** **Somers Point, NJ 08244** MLS ID: 612322 Active / For Sale *Listing Courtesy of BHHS FOX AND ROACH-NORTHFIELD*	Single Family	3/2	1,620	10,528 sqft	1962	9/28/2026 56 days	$365,000 $225/sq ft
32  **64 W Laurel Dr** **Somers Point, NJ 08244** MLS ID: 611330 Active / For Sale *Listing Courtesy of KELLER WILLIAMS REALTY JERSEY SHORE - OCEAN CITY*	Single Family	2/2	1,394	9,596 sqft	1956	8/28/2026 87 days	$399,900 $287/sq ft
33  **93 W Laurel Dr** **Somers Point, NJ 08244** MLS ID: 262380 Active / For Sale *Listing Courtesy of COASTAL ELITE REALTY*	Single Family	4/1	1,296	7,200 sqft	1966	8/25/2026 90 days	$499,000 $385/sq ft
34  **24 Miller Ln** **Somers Point, NJ 08244** MLS ID: 613753 Active / For Sale *Listing Courtesy of FOX REAL ESTATE-OCEAN*	Single Family	2/2	948	2,949 sqft	1920	11/13/2026 10 days	$699,000 $737/sq ft
35  **11 Oxford Dr** **Somers Point, NJ 08244** MLS ID: 609094 Active / For Sale *Listing Courtesy of COLDWELL BANKER ARGUS REAL ESTATE-VENTNOR*	Single Family	2/1	822	10,158 sqft	1960	6/20/2026 156 days	$399,000 $485/sq ft

Copyright 2026 Realtors Property Resource® LLC. All Rights Reserved.
Information is not guaranteed. Equal Housing Opportunity.

Somers Point, New Jersey

kw JERSEY SHORE
KELLERWILLIAMS. REALTY

New: 50 properties	Property Type	Beds / Baths	Living Area (sq ft)	Lot Size	Year Built	List Date / Days in RPR	List Price / $ Per Sq Ft
36  **112 E Pierson Ave** **Somers Point, NJ 08244** MLS ID: 610856 Active / For Sale *Listing Courtesy of BHHS FOX AND ROACH-109 34TH OC*	Multifamily/Multiplex	–/–	1,164	5,001 sqft	1925	8/13/2026 102 days	$589,500 $506/sq ft
37  **125 E Pierson Ave** **Somers Point, NJ 08244** MLS ID: 613353 Active / For Sale *Listing Courtesy of BALSLEY/LOSCO*	Single Family	3/2	1,775	7,501 sqft	1920	10/30/2026 24 days	$598,900 $337/sq ft
38  **421 Shore Rd** **Somers Point, NJ 08244** MLS ID: 610733 Active / For Sale *Listing Courtesy of BHHS FOX AND ROACH-SIMPSON OC*	Single Family	3/2	1,531	–	1925	8/9/2026 106 days	$499,000 $326/sq ft
39  **548 Shore Rd** **Somers Point, NJ 08244** MLS ID: 608083 Active / For Sale *Listing Courtesy of EXP REALTY - MONTCLAIR*	Single Family	3/2	1,739	–	1930	5/20/2026 187 days	$699,000 $402/sq ft
40  **1002 Spruce St** **Somers Point, NJ 08244** MLS ID: 609739 Active / For Sale *Listing Courtesy of COMPASS NEW JERSEY-OCEAN CITY (O463E)*	Single Family	3/3	2,519	–	2002	7/13/2026 133 days	$2,299,000 $913/sq ft
41  **536 Sunset Ave** **Somers Point, NJ 08244** MLS ID: 613153 Active / For Sale *Listing Courtesy of PLATINUM REAL ESTATE*	Single Family	3/3	1,798	3,115 sqft	2024	10/23/2026 31 days	$1,250,000 $695/sq ft
42  **7 Vassar Dr** **Somers Point, NJ 08244** MLS ID: 611070 Active / For Sale *Listing Courtesy of EXP REALTY - OCEAN CITY O382L*	Single Family	4/2	1,640	7,501 sqft	1967	8/19/2026 96 days	$524,000 $320/sq ft
43  **23 W Wilmont Ave** **Somers Point, NJ 08244** MLS ID: 613132 Active / For Sale *Listing Courtesy of SOLEIL SOTHEBY'S INTERNATIONAL REALTY - A*	Single Family	3/3	1,287	7,501 sqft	1959	10/22/2026 32 days	$493,750 $384/sq ft
44  **103 Anchorage Dr** **Somers Point, NJ 08244** MLS ID: 610397 Active / For Sale *Listing Courtesy of BALSLEY/LOSCO*	Condo/Townhouse/Apt.	4/5	3,124	0.39 acres	1966	7/31/2026 115 days	$1,495,000 $479/sq ft
45  **608 Harbour Cv, #608** **Somers Point, NJ 08244** MLS ID: 613646 Active / For Sale *Listing Courtesy of OCF REALTY, LLC*	Condo/Townhouse/Apt.	3/2	1,600	–	1985	11/9/2026 14 days	$999,000 $624/sq ft

Copyright 2026 Realtors Property Resource® LLC. All Rights Reserved.
Information is not guaranteed. Equal Housing Opportunity.

Somers Point, New Jersey

New: 50 properties	Property Type	Beds / Baths	Living Area (sq ft)	Lot Size	Year Built	List Date / Days in RPR	List Price / $ Per Sq Ft
46  **802 Harbour Cv, #802** **Somers Point, NJ 08244** MLS ID: 613318 Active / For Sale	Condo/Townhouse/Apt.	1/1	900	–	1985	10/29/2026 25 days	$375,000 $417/sq ft
Listing Courtesy of LONG AND FOSTER REAL ESTATE INC-CAPE MAY							
47  **3 Bayside Dr, #3** **Somers Point, NJ 08244** MLS ID: 610340 Active / For Sale	Condo/Townhouse/Apt.	2/2	1,269	–	2003	7/30/2026 116 days	$459,000 $362/sq ft
Listing Courtesy of KELLER WILLIAMS REALTY JERSEY SHORE - OCEAN CITY							
48  **4 Paul Clark Dr, #4** **Somers Point, NJ 08244** MLS ID: 613640 Active / For Sale	Condo/Townhouse/Apt.	3/4	2,624	–	1990	11/9/2026 14 days	$1,900,000 $724/sq ft
Listing Courtesy of BHHS FOX AND ROACH-MARGATE							
49  **608 9th St** **Somers Point, NJ 08244** MLS ID: 611559 Active / For Sale	Lot/Land	–/–	–	1.35 acres	–	9/4/2026 80 days	$279,000 –/sq ft
Listing Courtesy of COMPASS NEW JERSEY-OCEAN CITY (O463E)							
50  **75 Windjammer Dr, #75** **Somers Point, NJ 08244** MLS ID: 613469 Active / For Sale	Condo/Townhouse/Apt.	2/2	2,003	–	2003	11/3/2026 20 days	$472,500 $236/sq ft
Listing Courtesy of COLDWELL BANKER ARGUS REAL ESTATE-VENTNOR							

Pending

Source: Listings

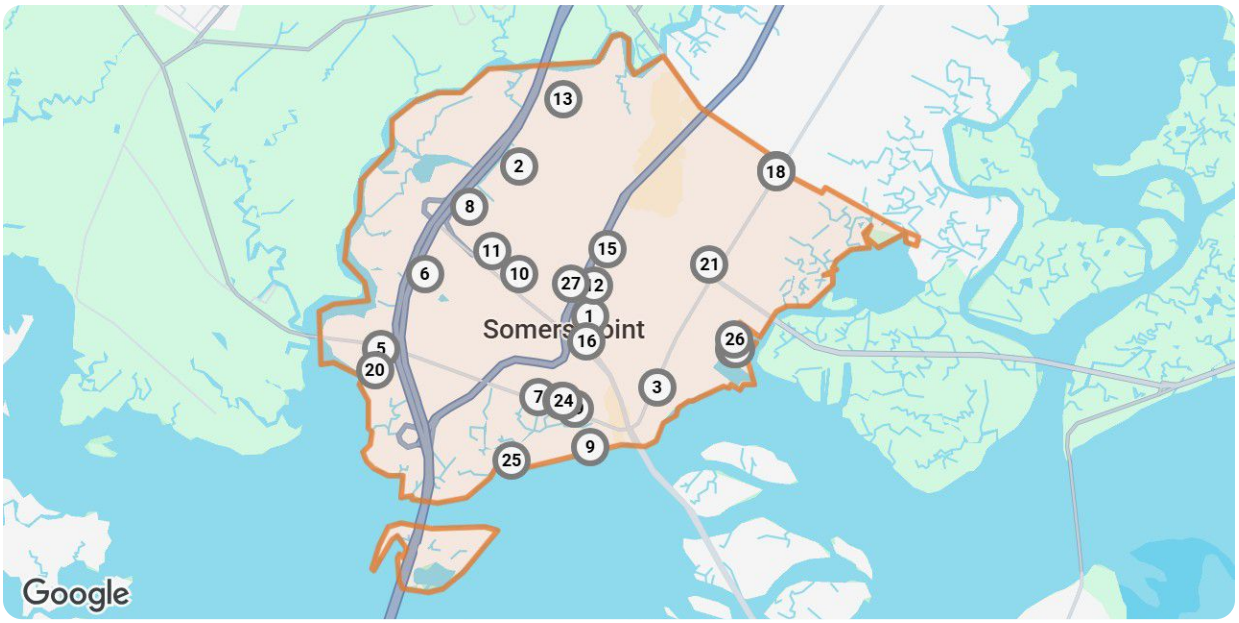

Legend

Pending

Copyright 2026 Realtors Property Resource® LLC. All Rights Reserved.
Information is not guaranteed. Equal Housing Opportunity.

Somers Point, New Jersey

kw JERSEY SHORE
KELLERWILLIAMS. REALTY

	Pending: 17 properties	Property Type	Beds / Baths	Living Area (sq ft)	Lot Size / Year Built	List Date	List Price / $ Per Sq Ft	Pending Date / Days in RPR
1	 **37 Defeo Ln** **Somers Point, NJ 08244** MLS ID: 613311 Pending / For Sale *Listing Courtesy of GOLDCOAST SOTHEBY'S INTERNATIONAL REALTY*	Single Family	3/2	1,179	7,701 sqft 1987	10/29/2026	$399,000 $338/sq ft	11/1/2026 3 days
2	 **820 Shore Rd** **Somers Point, NJ 08244** MLS ID: 605592 Pending / For Sale *Listing Courtesy of COMPASS NEW JERSEY-OCEAN CITY (O463E)*	Multifamily/Multiplex	–/–	2,494	– 1900	3/13/2026	$765,000 $307/sq ft	9/18/2026 189 days
3	 **745 5th St** **Somers Point, NJ 08244** MLS ID: 610951 Pending / For Sale *Listing Courtesy of RE/MAX ATLANTIC*	Single Family	4/3	2,324	– 2000	8/17/2026	$1,275,000 $549/sq ft	10/22/2026 66 days
4	 **223 Atlantic Ave** **Somers Point, NJ 08244** MLS ID: 612342 Pending / For Sale *Listing Courtesy of KELLER WILLIAMS REALTY GRP. AC*	Single Family	2/1	956	– 1959	9/28/2026	$375,000 $392/sq ft	10/4/2026 6 days
5	 **11 Crestmont Dr** **Somers Point, NJ 08244** MLS ID: 263115 Pending / For Sale *Listing Courtesy of AVALON/STONE HARBOR REAL ESTATE*	Multifamily/Multiplex	4/2	1,856	8,999 sqft 1966	10/29/2026	$625,000 $337/sq ft	11/4/2026 6 days
6	 **68 Defeo Ln** **Somers Point, NJ 08244** MLS ID: 602722 Pending / For Sale *Listing Courtesy of BHHS FOX AND ROACH-WEST AVE OC*	Single Family	4/3	2,040	– 1984	11/26/2025	$565,000 $277/sq ft	8/31/2026 278 days
7	 **42 Gulph Mill Rd** **Somers Point, NJ 08244** MLS ID: 606593 Pending / For Sale *Listing Courtesy of COMPASS NEW JERSEY-OCEAN CITY (O463E)*	Single Family	3/3	1,820	– 1973	4/1/2026	$430,000 $236/sq ft	9/8/2026 160 days
8	 **710 Harbour Cv** **Somers Point, NJ 08244** MLS ID: 613185 Pending / For Sale *Listing Courtesy of COMPASS NEW JERSEY-OCEAN CITY (O463E)*	Condo/Townhouse/Apt.	3/2	1,600	– 1985	10/24/2026	$659,000 $412/sq ft	10/26/2026 2 days
9	 **715 Massachusetts Ave** **Somers Point, NJ 08244** MLS ID: 603263 Pending / For Sale *Listing Courtesy of PLATINUM REAL ESTATE*	Single Family	3/2	990	– 1981	12/22/2025	$499,999 $505/sq ft	2/4/2026 44 days
10	 **516 Pennsylvania Ave** **Somers Point, NJ 08244** MLS ID: 609961 Pending / For Sale *Listing Courtesy of PLATINUM REAL ESTATE*	Single Family	2/1	1,216	– 1922	7/18/2026	$399,000 $328/sq ft	10/30/2026 104 days

Copyright 2026 Realtors Property Resource® LLC. All Rights Reserved.
Information is not guaranteed. Equal Housing Opportunity.

Somers Point, New Jersey

kw JERSEY SHORE
KELLERWILLIAMS. REALTY

	Pending: 17 properties	Property Type	Beds / Baths	Living Area (sq ft)	Lot Size / Year Built	List Date	List Price / $ Per Sq Ft	Pending Date / Days in RPR
11	 **609 Pennsylvania Ave** **Somers Point, NJ 08244** MLS ID: 611999 Pending / For Sale *Listing Courtesy of EXP REALTY - OCEAN CITY S382K*	Single Family	3/2	1,267	7,349 sqft 1977	9/17/2026	$599,900 $473/sq ft	9/22/2026 5 days
12	 **107 Princeton Rd** **Somers Point, NJ 08244** MLS ID: 612452 Pending / For Sale *Listing Courtesy of BERGER REALTY-MAIN*	Single Family	3/1	1,320	8,999 sqft 1964	9/30/2026	$349,000 $264/sq ft	10/19/2026 19 days
13	 **25 Shore Rd** **Somers Point, NJ 08244** MLS ID: 597917 Pending / For Sale *Listing Courtesy of COMPASS REAL ESTATE-SEA ISLE*	Single Family	4/3	2,175	– 1870	7/3/2025	$450,000 $207/sq ft	1/2/2026 183 days
14	 **45 Greate Bay Dr, #45** **Somers Point, NJ 08244** MLS ID: 612275 Pending / For Sale *Listing Courtesy of PLATINUM REAL ESTATE*	Condo/Townhouse/Apt.	2/3	–	– –	9/23/2026	$539,900 –/sq ft	11/4/2026 42 days
15	 **6 Bayside Dr, #6** **Somers Point, NJ 08244** MLS ID: 609968 Pending / For Sale *Listing Courtesy of SOLEIL SOTHEBY'S INTERNATIONAL REALTY - A*	Condo/Townhouse/Apt.	3/3	1,700	– –	7/17/2026	$599,900 $353/sq ft	10/29/2026 104 days
16	 **150 W Cedar Ave, Apt 3A** **Somers Point, NJ 08244** MLS ID: 612721 Pending / For Sale *Listing Courtesy of BHHS FOX AND ROACH-SIMPSON OC*	Condo/Townhouse/Apt.	2/2	1,104	– 1986	10/8/2026	$389,900 $353/sq ft	10/23/2026 15 days
17	 **608 9th St** **Somers Point, NJ 08244** MLS ID: 604378 Pending / For Sale *Listing Courtesy of COMPASS NEW JERSEY-OCEAN CITY (O463E)*	Lot/Land	–/–	–	1.35 acres –	2/2/2026	$419,000 –/sq ft	2/20/2026 18 days

Copyright 2026 Realtors Property Resource® LLC. All Rights Reserved.
Information is not guaranteed. Equal Housing Opportunity.

Somers Point, New Jersey

Closed

Source: Public Records and Listings

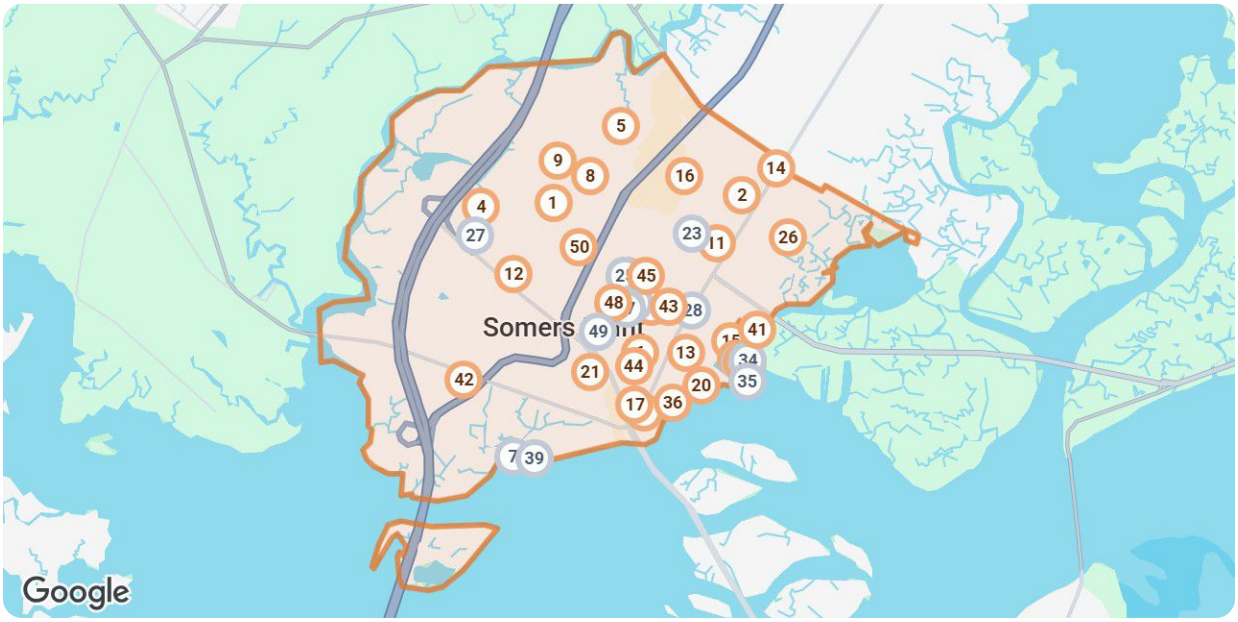

Legend

- Closed
- Off Market, Hold, Withdrawn, Expired, or Canceled

	Closed: 50 properties	Property Type	Beds / Baths	Living Area (sq ft)	Lot Size / Year Built	Closed Date / Days in RPR	Closed Price / $ Per Sq Ft	List to Sold Price %
1	 **35 Bayside Dr** **Somers Point, NJ 08244** MLS ID: 261178 Closed / For Sale *Courtesy of COMPASS RE - AVALON DUNE*	Condo/Townhouse/Apt.	2/2	1,269	– 2003	7/9/2026 41 days	$549,900 $433/sq ft	–
2	 **25 Bucknell Rd** **Somers Point, NJ 08244** MLS ID: 611337 Closed / For Sale *Courtesy of PLATINUM REAL ESTATE*	Single Family	3/2	1,457	– 1978	10/16/2026 20 days	$440,000 $302/sq ft	↓ 2%
3	 **16 Fresh Spring Cv** **Somers Point, NJ 08244** MLS ID: 611558 Closed / For Sale *Courtesy of OCF REALTY, LLC*	Single Family	5/3	2,693	10,293 sqft 1971	11/17/2026 74 days	$655,000 $243/sq ft	↓ 2.17%
4	 **827 Bay Ave** **Somers Point, NJ 08244** MLS ID: 605372 Closed / For Sale *Courtesy of PLATINUM REAL ESTATE*	Single Family	3/2	1,278	2,801 sqft 1980	4/3/2026 6 days	$602,750 $472/sq ft	↓ 3.56%
5	 **10 Franklin Dr** **Somers Point, NJ 08244** MLS ID: 612651 Closed / For Sale *Courtesy of CENTURY 21 ACTION PLUS REALTY - NORTHFIELD*	Single Family	4/3	1,623	8,999 sqft 1974	11/13/2026 23 days	$487,000 $300/sq ft	↓ 2.4%

Copyright 2026 Realtors Property Resource® LLC. All Rights Reserved.
Information is not guaranteed. Equal Housing Opportunity.

Somers Point, New Jersey

kw JERSEY SHORE
KELLERWILLIAMS. REALTY

	Closed: 50 properties	Property Type	Beds / Baths	Living Area (sq ft)	Lot Size / Year Built	Closed Date / Days in RPR	Closed Price / $ Per Sq Ft	List to Sold Price %
6	 **2101 Angelina Ln** **Somers Point, NJ 08244** Closed / Public Record	Condo/Townhouse/Apt.	–/–	2,622	– 2025	3/13/2026 – days	$499,990 $217/sq ft	–
7	 **2102 Angelina Ln** **Somers Point, NJ 08244** Closed / Public Record	Condo/Townhouse/Apt.	–/–	2,622	– 2025	5/18/2026 – days	$489,990 $216/sq ft	–
8	 **2103 Angelina Ln** **Somers Point, NJ 08244** Off Market / Public Record	Condo/Townhouse/Apt.	–/–	2,622	– 2025	2/10/2026 – days	$679,990 $217/sq ft	–
9	 **2104 Angelina Ln** **Somers Point, NJ 08244** Closed / Public Record	Condo/Townhouse/Apt.	–/–	2,622	– 2025	3/3/2026 – days	$535,285 $217/sq ft	–
10	 **2105 Angelina Ln** **Somers Point, NJ 08244** Closed / Public Record	Condo/Townhouse/Apt.	–/–	2,622	– 2025	4/21/2026 – days	$499,990 $217/sq ft	–
11	 **2601 Christina Ln** **Somers Point, NJ 08244** Off Market / Public Record	Condo/Townhouse/Apt.	–/–	2,622	– 2025	2/25/2026 – days	$553,890 $230/sq ft	–
12	 **2602 Christina Ln** **Somers Point, NJ 08244** Closed / Public Record	Condo/Townhouse/Apt.	–/–	2,622	– 2025	3/16/2026 – days	$629,000 $230/sq ft	–
13	 **2603 Christina Ln** **Somers Point, NJ 08244** Closed / Public Record	Condo/Townhouse/Apt.	–/–	2,622	– 2025	4/21/2026 – days	$479,990 $230/sq ft	–
14	 **2604 Christina Ln** **Somers Point, NJ 08244** Closed / Public Record	Condo/Townhouse/Apt.	–/–	2,622	– 2025	6/9/2026 – days	$549,990 $223/sq ft	–
15	 **2605 Christina Ln** **Somers Point, NJ 08244** Closed / Public Record	Condo/Townhouse/Apt.	–/–	2,622	– 2025	2/26/2026 – days	$529,990 $267/sq ft	–
16	 **801 Jesse Dr** **Somers Point, NJ 08244** Closed / Public Record	Lot/Land	–/–	–	– –	4/21/2026 – days	$599,990 –/sq ft	–
17	 **802 Jesse Dr** **Somers Point, NJ 08244** Closed / Public Record	Lot/Land	–/–	–	– –	3/20/2026 – days	$573,310 –/sq ft	–

Copyright 2026 Realtors Property Resource® LLC. All Rights Reserved.
Information is not guaranteed. Equal Housing Opportunity.

Somers Point, New Jersey

kw JERSEY SHORE
KELLERWILLIAMS. REALTY

Closed: 50 properties	Property Type	Beds / Baths	Living Area (sq ft)	Lot Size / Year Built	Closed Date / Days in RPR	Closed Price / $ Per Sq Ft	List to Sold Price %
18  **803 Jesse Dr** **Somers Point, NJ 08244** Closed / Public Record	Lot/Land	–/–	–	– –	6/10/2026 – days	$575,845 –/sq ft	–
19  **804 Jesse Dr** **Somers Point, NJ 08244** Closed / Public Record	Lot/Land	–/–	–	– –	4/24/2026 – days	$569,990 –/sq ft	–
20  **805 Jesse Dr** **Somers Point, NJ 08244** Closed / Public Record	Lot/Land	–/–	–	– –	3/31/2026 – days	$571,625 –/sq ft	–
21  **806 Jesse Dr** **Somers Point, NJ 08244** Closed / Public Record	Lot/Land	–/–	–	– –	3/25/2026 – days	$601,385 –/sq ft	–
22  **1002 Jesse Dr** **Somers Point, NJ 08244** Off Market / Public Record	Condo/Townhouse/Apt.	–/–	2,072	– 2025	1/9/2026 – days	$600,000 $297/sq ft	–
23  **1003 Jesse Dr** **Somers Point, NJ 08244** Closed / Public Record	Condo/Townhouse/Apt.	–/–	2,072	– 2025	4/1/2026 – days	$559,990 $297/sq ft	–
24  **1004 Jesse Dr** **Somers Point, NJ 08244** Off Market / Public Record	Condo/Townhouse/Apt.	–/–	2,072	– 2025	12/2/2025 – days	$610,990 $297/sq ft	–
25  **1005 Jesse Dr** **Somers Point, NJ 08244** Closed / Public Record	Condo/Townhouse/Apt.	–/–	2,072	– 2025	4/21/2026 – days	$579,990 $297/sq ft	–
26  **1006 Jesse Dr** **Somers Point, NJ 08244** Off Market / Public Record	Condo/Townhouse/Apt.	–/–	2,072	– 2025	1/7/2026 – days	$584,990 $297/sq ft	–
27  **1102 Jesse Dr** **Somers Point, NJ 08244** Closed / Public Record	Condo/Townhouse/Apt.	–/–	2,072	– 2025	4/22/2026 – days	$559,990 $295/sq ft	–
28  **1103 Jesse Dr** **Somers Point, NJ 08244** Closed / Public Record	Condo/Townhouse/Apt.	–/–	2,072	– 2025	3/31/2026 – days	$579,990 $295/sq ft	–
29  **1104 Jesse Dr** **Somers Point, NJ 08244** Closed / Public Record	Condo/Townhouse/Apt.	–/–	2,072	– 2025	4/21/2026 – days	$550,000 $295/sq ft	–

Copyright 2026 Realtors Property Resource® LLC. All Rights Reserved.
Information is not guaranteed. Equal Housing Opportunity.

Somers Point, New Jersey

kw JERSEY SHORE
KELLERWILLIAMS. REALTY

	Closed: 50 properties	Property Type	Beds / Baths	Living Area (sq ft)	Lot Size / Year Built	Closed Date / Days in RPR	Closed Price / $ Per Sq Ft	List to Sold Price %
30	 **1105 Jesse Dr** **Somers Point, NJ 08244** Closed / Public Record	Condo/Townhouse/Apt.	–/–	2,072	– 2025	3/13/2026 – days	$559,990 $295/sq ft	–
31	 **427 1st St** **Somers Point, NJ 08244** Closed / Public Record	Condo/Townhouse/Apt.	–/–	1,786	– 1996	9/11/2026 – days	$324,023 $212/sq ft	–
32	 **202 Bay Ave** **Somers Point, NJ 08244** Closed / Public Record	Condo/Townhouse/Apt.	–/–	882	– 1986	7/21/2026 – days	$260,000 $299/sq ft	–
33	 **207 Bay Ave** **Somers Point, NJ 08244** Closed / Public Record	Condo/Townhouse/Apt.	–/–	887	– 1986	10/8/2026 – days	$465,000 $379/sq ft	–
34	 **Capt Quarters 2e** **Somers Point, NJ 08244** Closed / Public Record	Condo/Townhouse/Apt.	–/–	1,104	– 1986	3/27/2026 – days	$385,000 $332/sq ft	–
35	 **118 Colwick Dr** **Somers Point, NJ 08244** Off Market / Public Record	Single Family	–/–	1,728	8,050 sqft 1955	12/10/2025 – days	$511,900 $305/sq ft	–
36	 **1ST Harbor Ln** **Somers Point, NJ 08244** Closed / Public Record	Condo/Townhouse/Apt.	–/–	824	– 1966	8/7/2026 – days	$349,000 $441/sq ft	–
37	 **2ND Harbor Ln** **Somers Point, NJ 08244** Off Market / Public Record	Condo/Townhouse/Apt.	–/–	868	– 1966	11/24/2025 – days	$372,500 $416/sq ft	–
38	 **1205 Harbour Cv S** **Somers Point, NJ 08244** Closed / Public Record	Condo/Townhouse/Apt.	–/–	1,110	– 1988	7/17/2026 – days	$677,000 $614/sq ft	–
39	 **1213 Harbour Cv S** **Somers Point, NJ 08244** Closed / Public Record	Condo/Townhouse/Apt.	–/–	1,110	– 1988	7/7/2026 – days	$525,000 $517/sq ft	–
40	 **1301 Harbour Cv S** **Somers Point, NJ 08244** Off Market / Public Record	Condo/Townhouse/Apt.	–/–	1,110	– 1988	12/16/2025 – days	$560,000 $585/sq ft	–
41	 **1304 Harbour Cv S** **Somers Point, NJ 08244** MLS ID: 606246 Closed / For Sale	Condo/Townhouse/Apt.	3/2	1,600	– 1988	6/4/2026 2 days	$795,000 $497/sq ft	–

Courtesy of SUBURBAN PROPERTY REALTY, LLC

Copyright 2026 Realtors Property Resource® LLC. All Rights Reserved.
Information is not guaranteed. Equal Housing Opportunity.

Somers Point, New Jersey

kw JERSEY SHORE
KELLERWILLIAMS. REALTY

Closed: 50 properties	Property Type	Beds / Baths	Living Area (sq ft)	Lot Size / Year Built	Closed Date / Days in RPR	Closed Price / $ Per Sq Ft	List to Sold Price %
42  **1502 Harbour Cv S** **Somers Point, NJ 08244** Closed / Public Record	Condo/Townhouse/Apt.	–/–	1,600	– 1988	10/14/2026 – days	$975,000 $578/sq ft	–
43  **1508 Harbour Cv S** **Somers Point, NJ 08244** Closed / Public Record	Condo/Townhouse/Apt.	–/–	1,600	– 1988	8/21/2026 – days	$959,000 $583/sq ft	–
44  **1601 Harbour Cv S** **Somers Point, NJ 08244** Closed / Public Record	Condo/Townhouse/Apt.	–/–	1,110	– 1988	6/4/2026 – days	$769,000 $673/sq ft	–
45  **1603 Harbour Cv S** **Somers Point, NJ 08244** Off Market / Public Record	Condo/Townhouse/Apt.	–/–	1,110	– 1988	12/8/2025 – days	$650,000 $634/sq ft	–
46  **S Pointe** **Somers Point, NJ 08244** Off Market / Public Record	Condo/Townhouse/Apt.	–/–	1,707	– 1987	12/15/2025 – days	$890,000 $553/sq ft	–
47  **825 Bay Ave** **Somers Point, NJ 08244** MLS ID: 597329 Closed / For Sale *Courtesy of KELLER WILLIAMS REALTY JERSEY SHORE - OCEAN CITY*	Single Family	4/2	3,098	– 1905	4/30/2026 230 days	$885,000 $286/sq ft	↓ 11.06%
48  **1 Braddock Ave** **Somers Point, NJ 08244** Closed / Public Record	Multifamily/Multiplex	–/–	5,010	0.35 acres 1940	8/27/2026 – days	$2,000,000 $166/sq ft	–
49  **90 Broadway, #A** **Somers Point, NJ 08244** Off Market / Public Record	Single Family	–/–	2,402	9,426 sqft 1949	12/16/2025 – days	$2,800,000 $699/sq ft	–
50  **90 Broadway, #B** **Somers Point, NJ 08244** Off Market / Public Record	Single Family	–/–	1,600	6,351 sqft 1957	12/16/2025 – days	$2,800,000 $853/sq ft	–

Copyright 2026 Realtors Property Resource® LLC. All Rights Reserved.
Information is not guaranteed. Equal Housing Opportunity.

Somers Point, New Jersey

About RPR

- RPR® is the nation's largest property database, exclusively for REALTORS®. It empowers REALTORS® to help buyers and sellers make informed decisions, backed by a real estate database covering more than 160 million residential and commercial properties in the United States.
- RPR is a wholly owned subsidiary of the National Association of REALTORS® and a member benefit to REALTORS®.
- RPR's data sources range from MLSs and county-level tax and assessment offices, to the U.S. Census and FEMA, to specialty data set providers such as Esri (consumer data), Niche (school information) and Precisely (geographic boundaries).

Learn More

For more information about RPR, please visit RPR's public website: **https://blog.narrpr.com**

Copyright 2026 Realtors Property Resource® LLC. All Rights Reserved.
Information is not guaranteed. Equal Housing Opportunity.