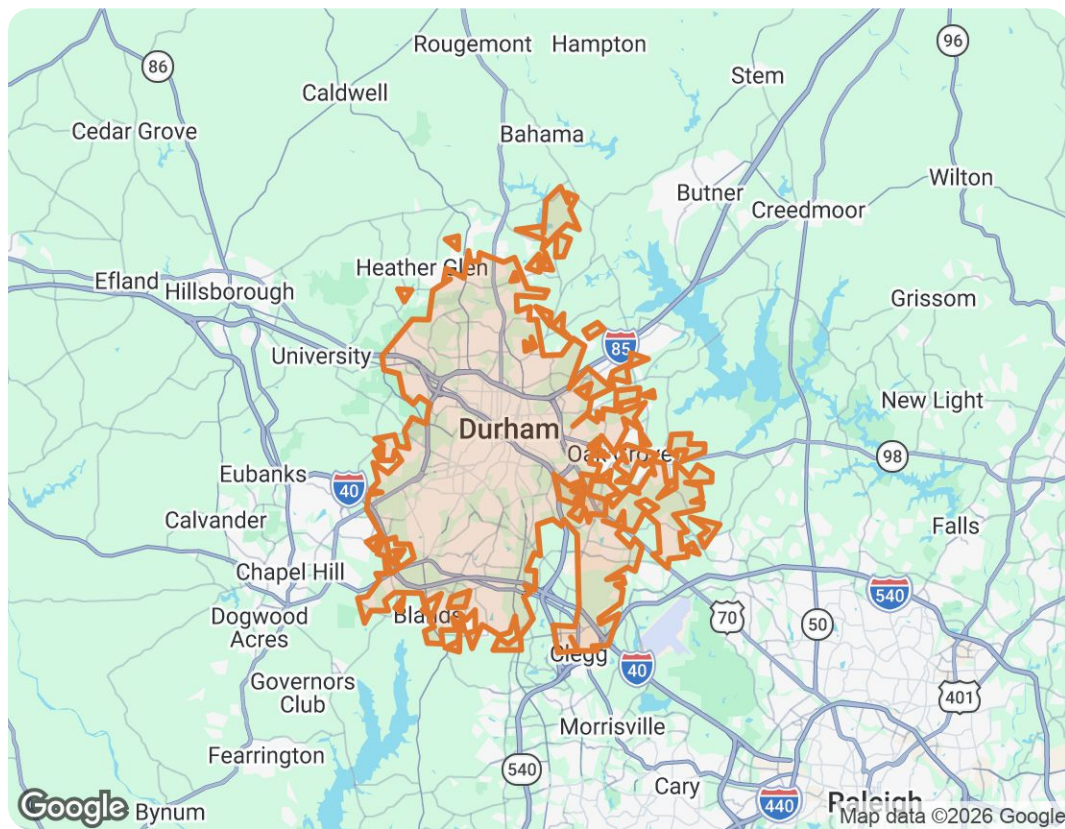


### Durham, North Carolina



### Jeremy Brazoban

Broker

North Carolina Real Estate License #277631

📞 Work (919) 848-1553 | 📞 Mobile (919) 636-5323

✉️ [jeremy@brazobanrealty.com](mailto:jeremy@brazobanrealty.com)

🌐 [www.brazoban.com](http://www.brazoban.com)



**LPT Realty LLC**



## Market Trends

### Market Trends for Durham, North Carolina

Single Family + Condo/Townhouse/Apt.

**April 2026**

**Market Type**

**Seller's Market**
Balanced Market
Buyer's Market

---

**Key Details**

<p>Months of Inventory</p> <p><b>3.3</b></p> <p>↑ 4.43% MoM</p>	<p>Sold to List Price %</p> <p><b>98.9%</b></p> <p>↑ 0.3% MoM</p>	<p>Median Days in RPR</p> <p><b>17</b></p> <p>↓ 50% MoM</p>	<p>Median Sold Price</p> <p><b>\$408,000</b></p> <p>↓ 0.57% MoM</p>
---	---	---	---

### April 2026 Median Estimated Property Value

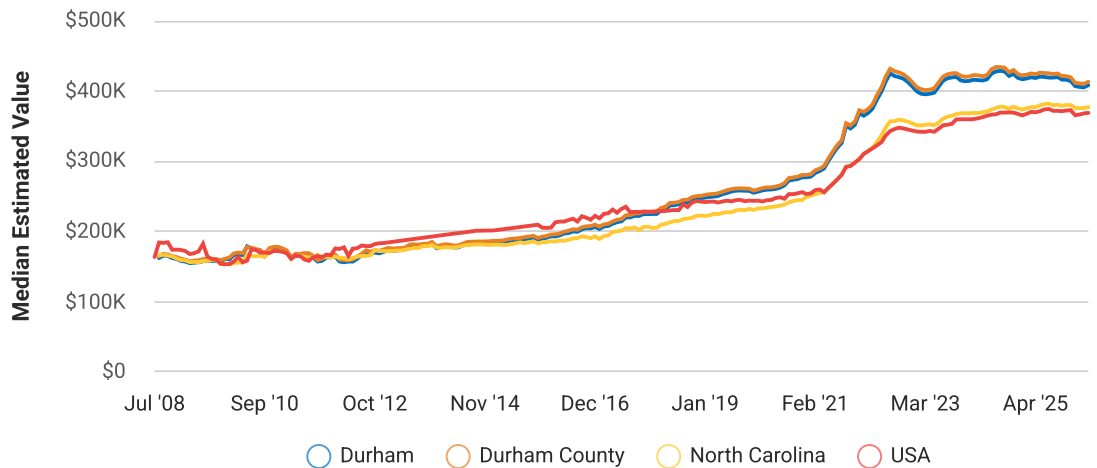
Single Family + Condo/Townhouse/Apt.

This graphic displays property estimates for a market area and a subject property, where one has been selected. Estimated property values are generated by a valuation model and are not formal appraisals.

Source: Public records, and MLS sources where licensed

Update Frequency: Monthly

<p><b>Median Estimated Value</b></p> <p><b>\$408,400</b></p>	<p><b>Last Month Change</b></p> <p><b>+0.8%</b></p>	<p><b>12 Month Change</b></p> <p><b>-2.4%</b></p>
--	---	---



## April 2026 New Listings

### Durham, North Carolina

Single Family + Condo/Townhouse/Apt.

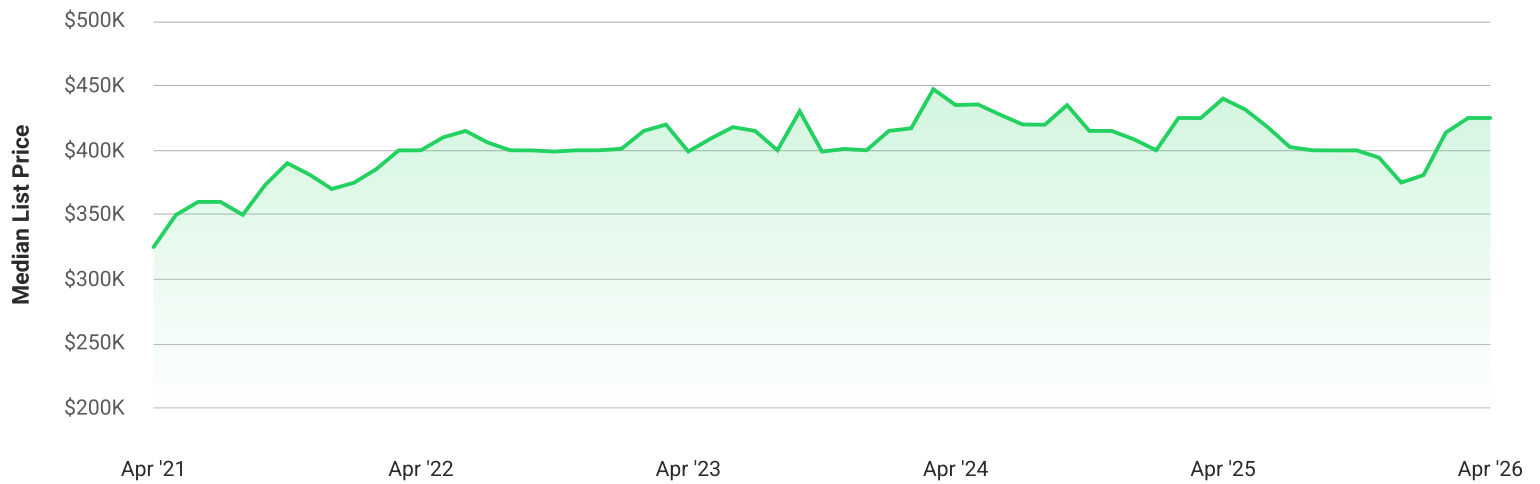
This graphic summarizes key statistics for properties that entered the market each month. RPR uses list date to determine when a listing entered the market. These statistics are important for understanding the rate at which listings are entering the market and their price points.

Source: Listing sources

Update Frequency: Monthly

**Median List Price - \$425,000**

● 0% Month over Month



**# of Properties - 724**

↑ 4.8% Month over Month



## April 2026 Active Listings

### Durham, North Carolina

Single Family + Condo/Townhouse/Apt.

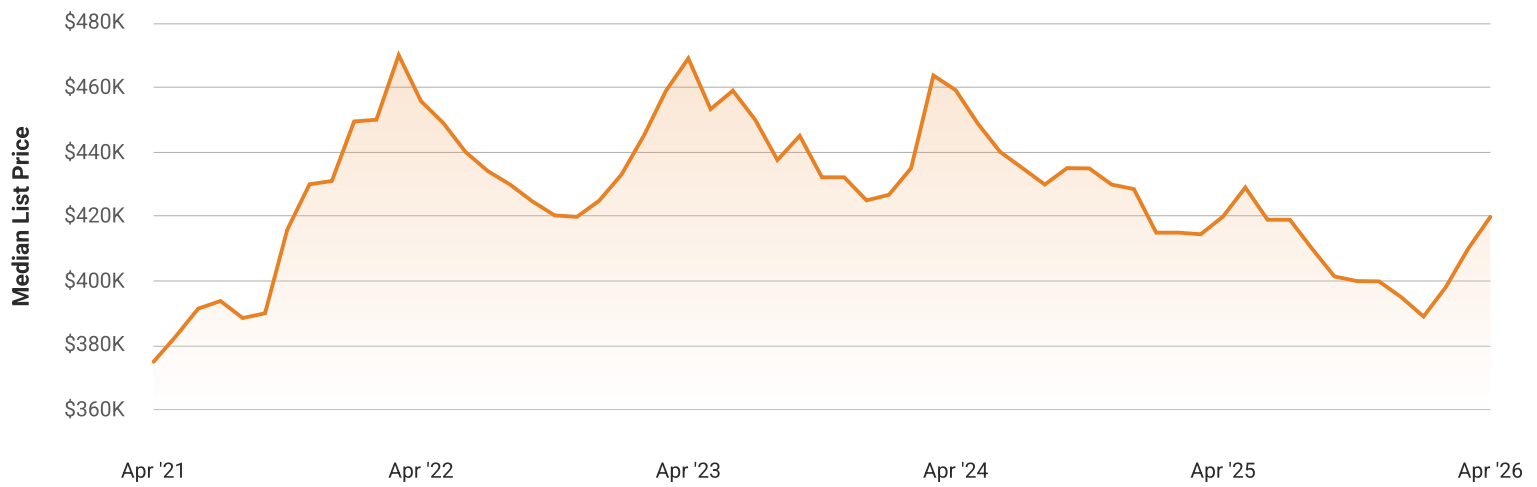
This graphic summarizes key statistics for properties that were in an active status on the last day of each month. RPR uses list date and a derived pending date to determine if the listing was active on the last day of the month. An end-of-month snapshot of active listings helps to understand inventory levels, price points and duration on the market.

Source: Listing sources

Update Frequency: Monthly

**Median List Price - \$419,900**

↑ 2.4% Month over Month



## April 2026 New Pending Listings

### Durham, North Carolina

Single Family + Condo/Townhouse/Apt.

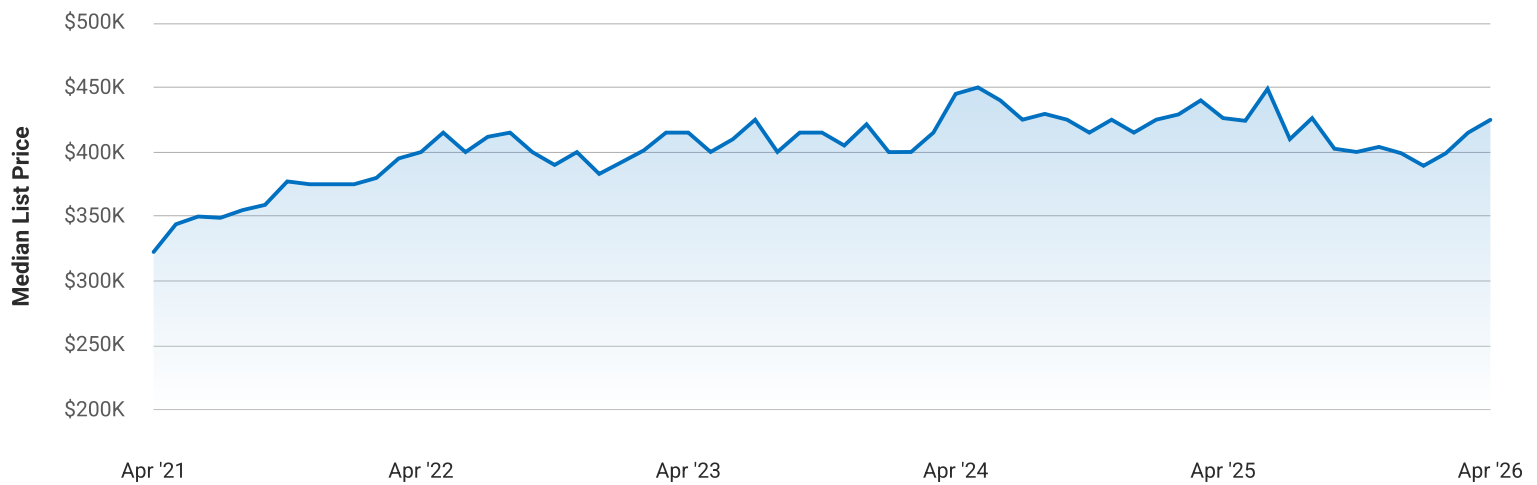
This graphic summarizes key statistics for properties that went into a pending status within each month. RPR uses a derived pending date to determine when a property moved into pending status in the given month. These statistics are important for understanding the market absorption rate and the price point of listings that are being consumed.

Source: Listing sources

Update Frequency: Monthly

**Median List Price - \$424,900**

↑ 2.4% Month over Month



**# of Properties - 477**

↓ 3% Month over Month



## April 2026 Sold Listings

### Durham, North Carolina

Single Family + Condo/Townhouse/Apt.

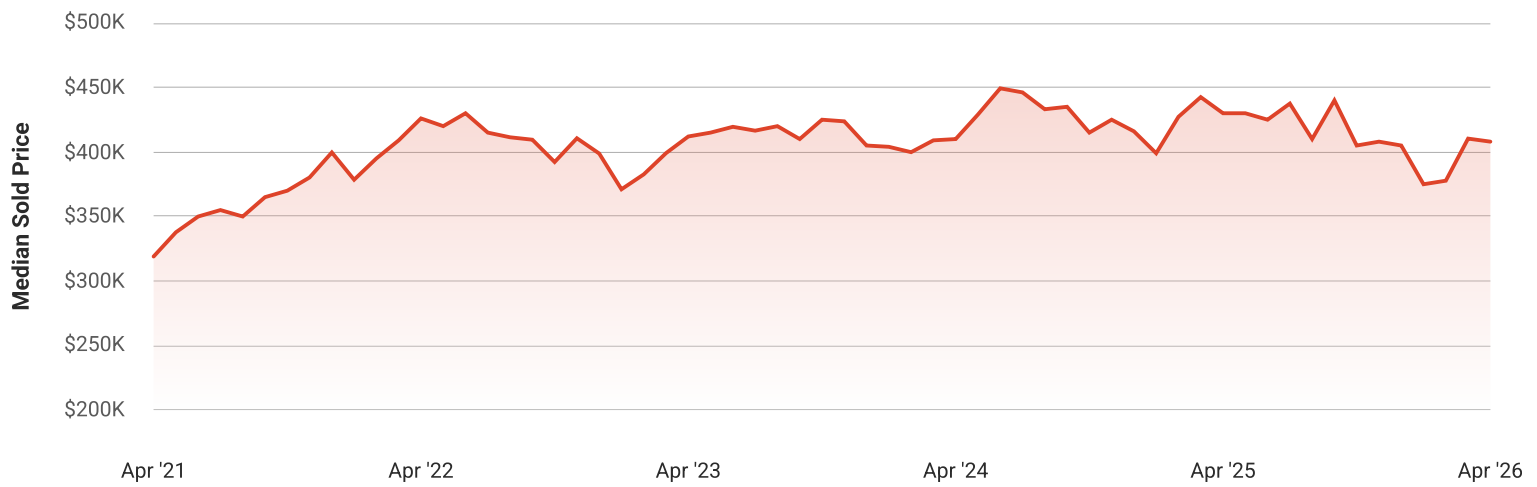
This graphic summarizes key statistics for properties that sold each month. RPR uses a derived sold date to determine when a property moved into a sold status within the given month. These statistics are important for understanding the price points on sold properties as well as the difference between the list price and sold price, which reveals whether buyers are paying over or under the asking price.

Source: Listing sources

Update Frequency: Monthly

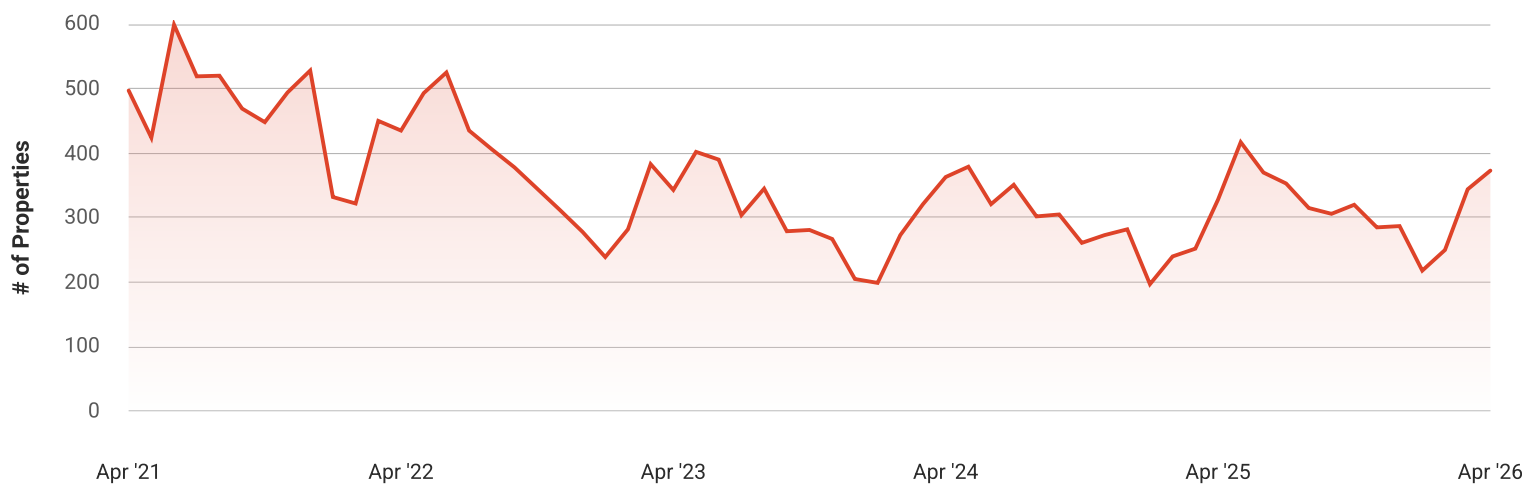
**Median Sold Price - \$408,000**

↓ 0.6% Month over Month



**# of Properties - 373**

↑ 8.4% Month over Month



## April 2026 Months Supply of Inv.

Durham, North Carolina

Single Family + Condo/Townhouse/Apt.

This graphic summarizes key statistics that describe the given month's inventory level and the percentage change in the last month and year.

Months of inventory is the number of months it will take a market to absorb the inventory that's available at the end of the month, based on the number of properties that typically go into pending each month. RPR calculates months of inventory by dividing the count of listings that were active on the last day of the month by a rolling 12-month average of newly pending listings.

Source: Listing sources

Update Frequency: Monthly



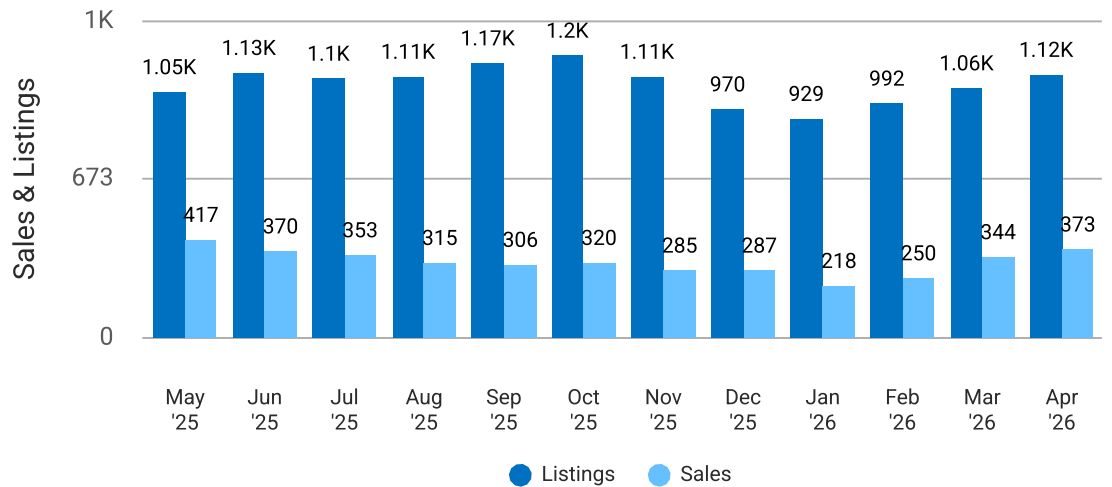
## Total Sales and Active Listings in Durham, North Carolina

Single Family + Condo/Townhouse/Apt.

This graph compares the number of sales with the number of active listings in the local market.

Source: MLS data where licensed

Update Frequency: Monthly



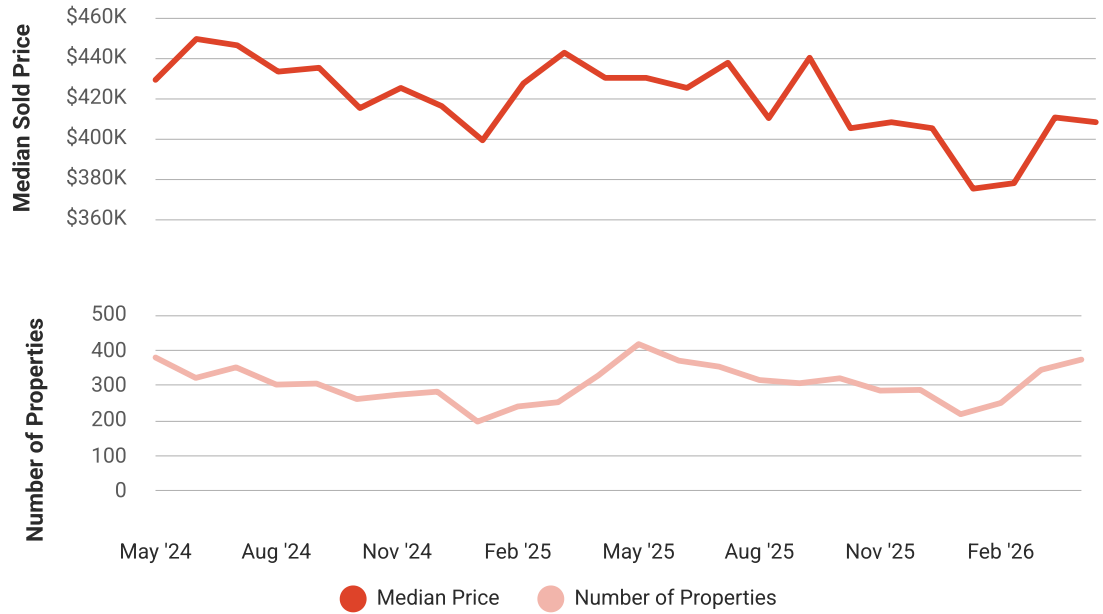
## Median Sold Price vs Sold Listings in Durham, North Carolina

Single Family + Condo/Townhouse/Apt.

This chart compares the trend of median sold price and number of sold listings for the given location.

Source: Listing Data

Update Frequency: Monthly



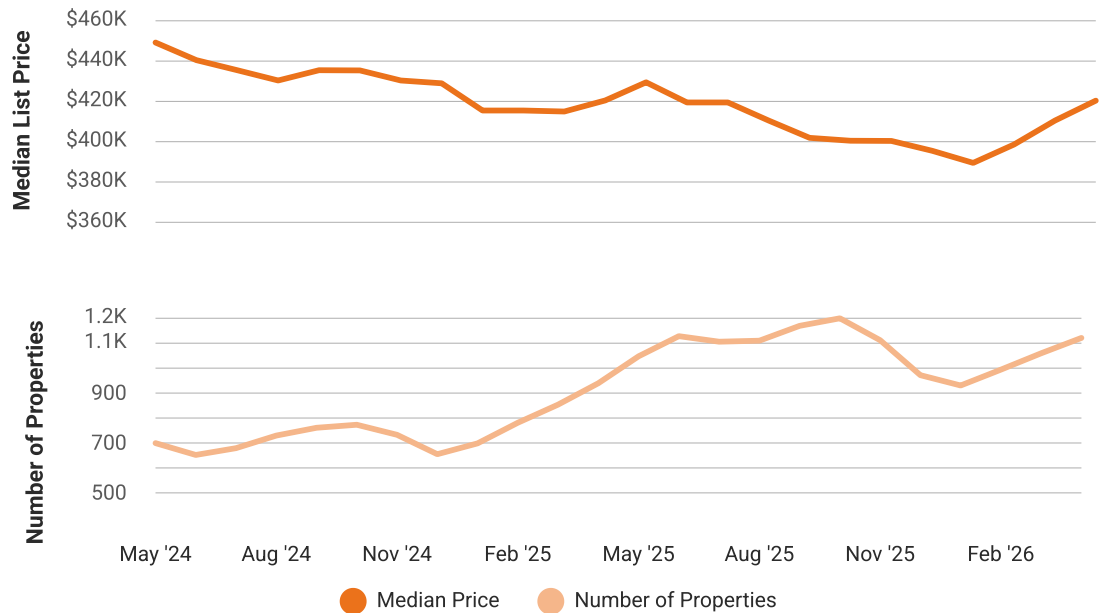
## Median List Price vs Active Listings in Durham, North Carolina

Single Family + Condo/Townhouse/Apt.

This chart compares the trend of median list price and number of active properties for the given location.

Source: Listing Data

Update Frequency: Monthly



# Market Snapshot

## Value and Price Changes

	Current	Last Month	Last 3 Months	Last 12 Months	Last 24 Months	Last 36 Months
<b>Median Est. Property Value</b> Last Updated: 4/30/2026	\$408,400	\$405,330 <b>+0.76%</b>	\$407,120 <b>+0.31%</b>	\$418,610 <b>-2.44%</b>	\$415,100 <b>-1.61%</b>	\$396,120 <b>+3.1%</b>
<b>Median Sold Price</b> Last Updated: 4/30/2026	\$408,000	\$410,352 <b>-0.57%</b>	\$375,000 <b>+8.8%</b>	\$430,000 <b>-5.12%</b>	\$410,000 <b>-0.49%</b>	\$412,000 <b>-0.97%</b>
<b>Median List Price</b> Last Updated: 4/30/2026	\$419,900	\$410,000 <b>+2.41%</b>	\$389,000 <b>+7.94%</b>	\$420,000 <b>-0.02%</b>	\$459,164 <b>-8.55%</b>	\$469,000 <b>-10.47%</b>

**About this Data:** Because some brokerages may choose not to include their MLS listing content within the RPR platform, the analysis contained in this report may not have been created using all the available listing data within this geographical market. Median estimated property values are generated by a valuation model and are not formal appraisals. Valuations are based on public records and MLS data where licensed. The Metrics displayed here reflect **All Residential Single Family, Condo, Townhouse and Apartment properties** data.

# Market Activity

### Market Activity Filters

**Sort Order:** Recently updated

**Maximum Properties Per Change Type:** 10

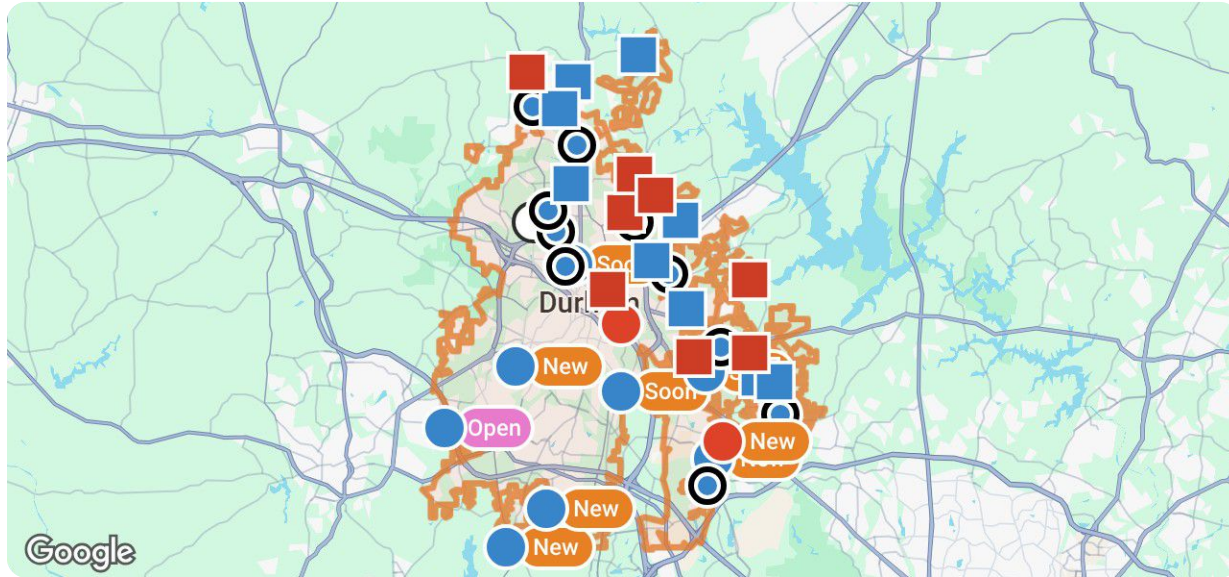
**Change Types:** New Listings, Pending, Closed, Distressed

**Property Types:** Single Family, Condo/Townhouse/Apt

**Property Features:** Sale Price: Any, Lease Price: Any, Beds: Any, Baths: Any, Living Area: Any, Lot Size (acre): Any, Year Built: Any

## Summary

### For Sale Activity in the Last 3 Months



#### Legend

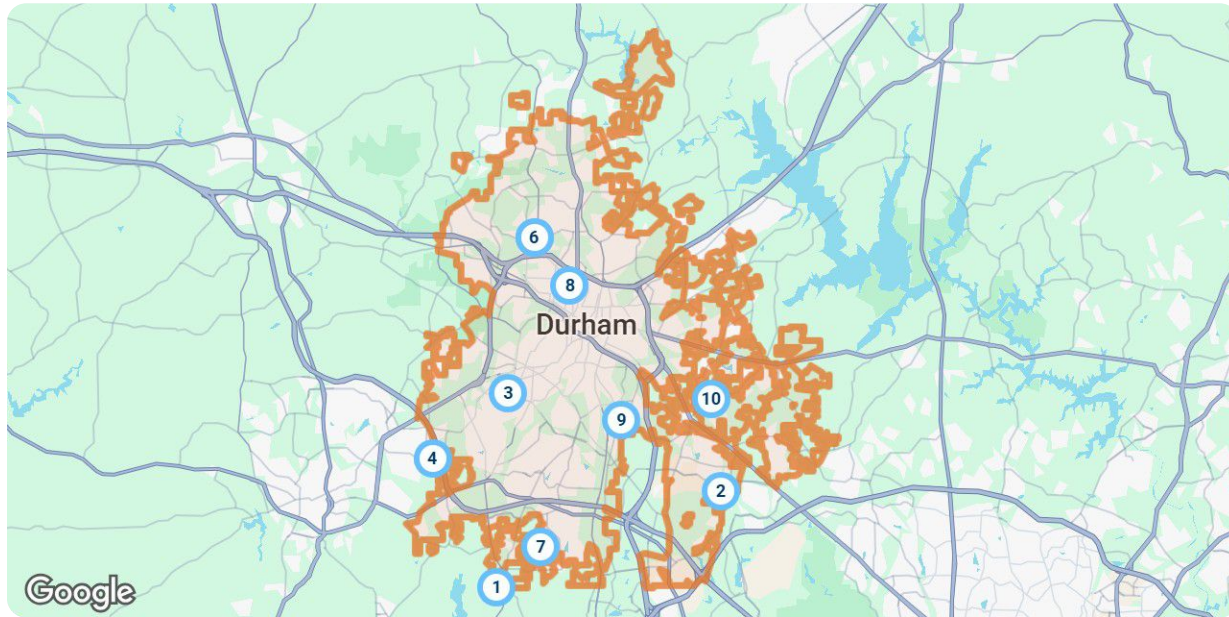
- For Sale
- For Sale Pending
- Recently Closed
- Distressed

	New	Pending	Closed	Distressed
Number of Properties	10	10	10	10
Lowest Listing Price / Est.Value	\$190,000	\$255,000	\$300,000	\$249,998
Median Listing Price / Est.Value	\$417,000	\$360,000	\$406,905	\$398,175
Highest Listing Price / Est.Value	\$589,000	\$469,900	\$625,000	\$521,480
Average Price / sqft	\$262	\$254	\$246	\$181
Median Price / sqft	\$227	\$227	\$227	\$173
Average Days in RPR	23	28	69	-
Median Days in RPR	32	11	42	-
Total Volume	\$4,045,990	\$3,620,790	\$4,230,100	\$3,855,698
Source	Listings	Listings	Public Records & Listings	Public Records & Listings

## Market Activity Breakdown

### New


Source: Listings



#### Legend

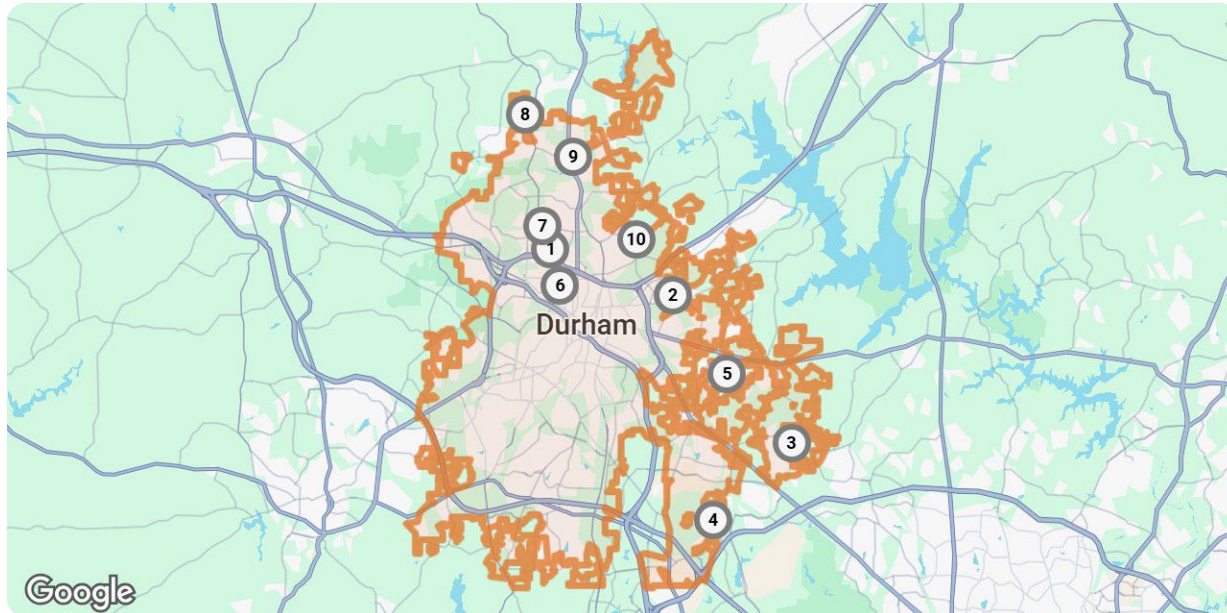
● Active For Sale

New: 10 properties		Property Type	Beds / Baths	Living Area (sq ft)	Lot Size	Year Built	List Date / Days in RPR	List Price / \$ Per Sq Ft
<span style="border: 1px solid blue; border-radius: 50%; padding: 2px;">1</span>	 <p><b>2517 Ferrell Rd</b> Durham, NC 27704 MLS ID: 10166913 <span style="color: blue;">●</span> Active / For Sale</p> <p><i>Listing Courtesy of Ward &amp; Misenheimer Realtors</i></p>	Single Family	3/4	1,685	1.02 acres	1965	5/13/2026 5 days	\$395,000 \$234/sq ft
<span style="border: 1px solid blue; border-radius: 50%; padding: 2px;">2</span>	 <p><b>4002 Westfield Dr</b> Durham, NC 27705 MLS ID: 10160006 <span style="color: blue;">●</span> Active / For Sale</p> <p><i>Listing Courtesy of Next Stage Realty</i></p>	Single Family	4/4	3,130	0.71 acres	1983	4/15/2026 33 days	\$589,000 \$188/sq ft
<span style="border: 1px solid blue; border-radius: 50%; padding: 2px;">3</span>	 <p><b>2935 Duke Homestead Rd</b> Durham, NC 27705 MLS ID: 10159172 <span style="color: blue;">●</span> Active / For Sale</p> <p><i>Listing Courtesy of Coldwell Banker HPW</i></p>	Single Family	3/3	1,199	5,445 sqft	2026	4/10/2026 38 days	\$435,000 \$363/sq ft
<span style="border: 1px solid blue; border-radius: 50%; padding: 2px;">4</span>	 <p><b>2941 Duke Homestead Rd</b> Durham, NC 27705 MLS ID: 10160503 <span style="color: blue;">●</span> Active / For Sale</p> <p><i>Listing Courtesy of Coldwell Banker HPW</i></p>	Single Family	3/3	1,199	5,227 sqft	2026	4/16/2026 32 days	\$435,000 \$363/sq ft
<span style="border: 1px solid blue; border-radius: 50%; padding: 2px;">5</span>	 <p><b>2945 Duke Homestead Rd</b> Durham, NC 27705 MLS ID: 10159163 <span style="color: blue;">●</span> Active / For Sale</p> <p><i>Listing Courtesy of Coldwell Banker HPW</i></p>	Single Family	3/3	1,199	5,227 sqft	2026	4/10/2026 38 days	\$435,000 \$363/sq ft

New: 10 properties		Property Type	Beds / Baths	Living Area (sq ft)	Lot Size	Year Built	List Date / Days in RPR	List Price / \$ Per Sq Ft
<b>6</b>	 <p><b>2306 Ashe St</b> Durham, NC 27703 MLS ID: 10168017 ● Active / For Sale</p> <p><i>Listing Courtesy of Coldwell Banker Advantage</i></p>	Single Family	2/2	1,207	7,405 sqft	1920	5/18/2026 – days	\$190,000 \$157/sq ft
<b>7</b>	 <p><b>114 Brier Crossings Loop</b> Durham, NC 27703 MLS ID: 10168028 ● Active / For Sale</p> <p><i>Listing Courtesy of Coldwell Banker Advantage</i></p>	Condo/Townhouse/Apt.	3/3	1,705	1,742 sqft	2015	5/18/2026 – days	\$375,000 \$220/sq ft
<b>8</b>	 <p><b>3130 Gypsum Dr</b> Durham, NC 27703 MLS ID: 10168040 ● Active / For Sale</p> <p><i>Listing Courtesy of Lennar Carolinas LLC</i></p>	Condo/Townhouse/Apt.	3/4	1,858	2,614 sqft	2026	5/15/2026 3 days	\$342,990 \$185/sq ft
<b>9</b>	 <p><b>1717 W Lakewood Ave</b> Durham, NC 27707 MLS ID: 10168026 ● Active / For Sale</p> <p><i>Listing Courtesy of Compass – Chapel Hill - Durham</i></p>	Single Family	3/2	1,109	0.28 acres	2004	5/18/2026 – days	\$399,000 \$360/sq ft
<b>10</b>	 <p><b>1141 Bradburn Dr</b> Durham, NC 27713 MLS ID: 10165744 ● Active / For Sale</p> <p><i>Listing Courtesy of Keller Williams Realty Cary</i></p>	Condo/Townhouse/Apt.	3/4	2,347	2,614 sqft	2020	5/8/2026 10 days	\$450,000 \$192/sq ft

## Pending











Source: Listings



### Legend

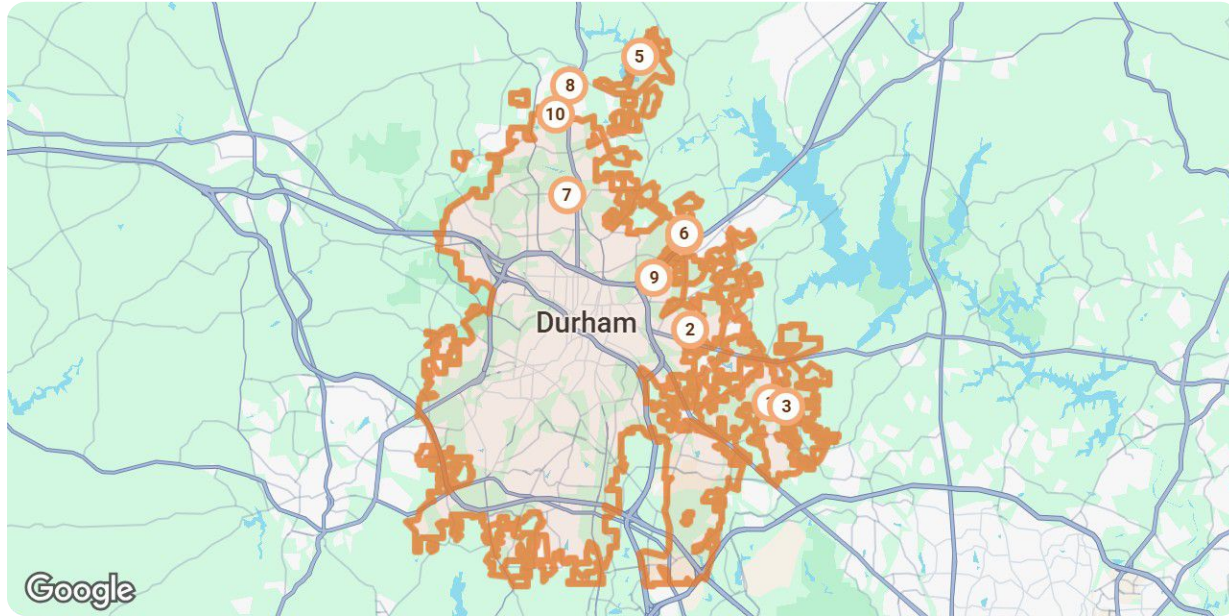
● Pending



Pending: 10 properties		Property Type	Beds / Baths	Living Area (sq ft)	Lot Size / Year Built	List Date	List Price / \$ Per Sq Ft	Pending Date / Days in RPR
1	 <p><b>720 Bellmeade Bay Dr</b> Durham, NC 27703 MLS ID: 10165525 Pending / For Sale</p> <p><i>Listing Courtesy of EXP Realty LLC</i></p>	Single Family	3/2	1,573	9,583 sqft 1997	5/7/2026	\$365,000 \$232/sq ft	5/18/2026 11 days
2	 <p><b>5727 Claremore Dr</b> Durham, NC 27712 MLS ID: 10154635 Pending / For Sale</p> <p><i>Listing Courtesy of Referral Realty US LLC</i></p>	Single Family	3/2	1,277	0.46 acres 1976	3/22/2026	\$272,000 \$213/sq ft	5/18/2026 57 days
3	 <p><b>3305 Coachmans Way</b> Durham, NC 27705 MLS ID: 10141838 Pending / For Sale</p> <p><i>Listing Courtesy of Compass - Chapel Hill - Durham</i></p>	Condo/Townhouse/Apt.	3/3	1,716	2,178 sqft 1985	1/16/2026	\$255,000 \$149/sq ft	5/18/2026 122 days
4	 <p><b>3202 Gypsum Dr</b> Durham, NC 27703 MLS ID: 10162150 Pending / For Sale</p> <p><i>Listing Courtesy of Lennar Carolinas LLC</i></p>	Condo/Townhouse/Apt.	3/4	1,869	1,742 sqft 2026	4/23/2026	\$319,990 \$171/sq ft	5/4/2026 11 days
5	 <p><b>2822 Pickett Rd, Apt 154</b> Durham, NC 27705 MLS ID: 10155757 Pending / For Sale</p> <p><i>Listing Courtesy of Compass - Raleigh</i></p>	Condo/Townhouse/Apt.	3/3	1,595	2,178 sqft 2006	3/27/2026	\$355,000 \$223/sq ft	4/27/2026 31 days
6	 <p><b>2520 Rolling Pines Ave</b> Durham, NC 27703 MLS ID: 10147147 Pending / For Sale</p> <p><i>Listing Courtesy of Coldwell Banker HPW</i></p>	Single Family	5/3	2,439	10,019 sqft 2026	2/18/2026	\$469,900 \$193/sq ft	3/14/2026 24 days
7	 <p><b>1523 Clermont Rd</b> Durham, NC 27713 MLS ID: 10166836 Pending / For Sale</p> <p><i>Listing Courtesy of Keller Williams Elite Realty</i></p>	Single Family	3/2	1,097	0.36 acres 1964	5/13/2026	\$335,000 \$305/sq ft	5/18/2026 5 days
8	 <p><b>21 Thorne Ridge Dr</b> Durham, NC 27713 MLS ID: 10165396 Pending / For Sale</p> <p><i>Listing Courtesy of Nest Realty of the Triangle</i></p>	Single Family	3/3	1,400	10,019 sqft 1985	5/7/2026	\$449,000 \$321/sq ft	5/18/2026 11 days
9	 <p><b>1 Drummond Ct</b> Durham, NC 27713 MLS ID: 10166886 Pending / For Sale</p> <p><i>Listing Courtesy of Keller Williams Elite Realty</i></p>	Single Family	3/3	1,486	6,098 sqft 1996	5/13/2026	\$399,900 \$269/sq ft	5/16/2026 3 days
10	 <p><b>1201 N Duke St</b> Durham, NC 27701 MLS ID: 10166287 Pending / For Sale</p> <p><i>Listing Courtesy of Compass - Chapel Hill - Durham</i></p>	Single Family	2/1	854	6,970 sqft 1950	5/11/2026	\$400,000 \$468/sq ft	5/12/2026 1 day

## Closed

Source: Public Records and Listings



### Legend

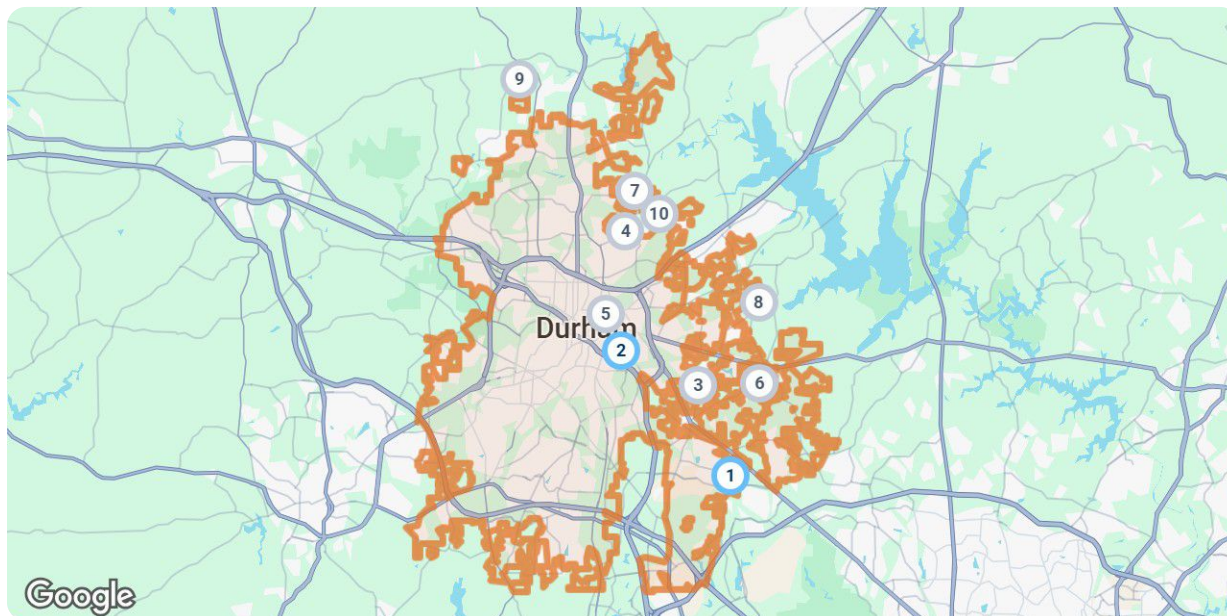
● Closed

Closed: 10 properties		Property Type	Beds / Baths	Living Area (sq ft)	Lot Size / Year Built	Closed Date / Days in RPR	Closed Price / \$ Per Sq Ft	List to Sold Price %
<span style="border: 1px solid orange; border-radius: 50%; padding: 2px;">1</span>	 <p><b>3204 Gypsum Dr</b> Durham, NC 27703 MLS ID: 10156306</p> <p><span style="color: blue;">■</span> Closed / For Sale</p> <p><i>Courtesy of Lennar Carolinas LLC</i></p>	Condo/Townhouse/Apt.	3/4	1,858	1,742 sqft / 2026	5/15/2026 / 30 days	\$319,990 / \$172/sq ft	↓ 1.54%
<span style="border: 1px solid orange; border-radius: 50%; padding: 2px;">2</span>	 <p><b>219 Silas St</b> Durham, NC 27705 MLS ID: 10150743</p> <p><span style="color: blue;">■</span> Closed / For Sale</p> <p><i>Courtesy of EXP Realty LLC</i></p>	Condo/Townhouse/Apt.	3/3	2,026	2,178 sqft / 2020	5/15/2026 / 50 days	\$430,000 / \$212/sq ft	-
<span style="border: 1px solid orange; border-radius: 50%; padding: 2px;">3</span>	 <p><b>1008 Whistler St</b> Durham, NC 27713 MLS ID: 10122658</p> <p><span style="color: blue;">■</span> Closed / For Sale</p> <p><i>Courtesy of Insight Real Estate</i></p>	Single Family	3/4	1,944	3,049 sqft / 2021	4/28/2026 / 195 days	\$625,000 / \$322/sq ft	↓ 3.55%
<span style="border: 1px solid orange; border-radius: 50%; padding: 2px;">4</span>	 <p><b>1339 Pulitzer Ln</b> Durham, NC 27703 MLS ID: 10152094</p> <p><span style="color: blue;">■</span> Closed / For Sale</p> <p><i>Courtesy of EXP Realty LLC</i></p>	Single Family	2/3	2,175	8,712 sqft / 2017	5/15/2026 / 34 days	\$600,000 / \$276/sq ft	↓ 2.44%
<span style="border: 1px solid orange; border-radius: 50%; padding: 2px;">5</span>	 <p><b>610 Hemlock Ave</b> Durham, NC 27707 MLS ID: 10163688</p> <p><span style="color: blue;">■</span> Closed / For Sale</p> <p><i>Courtesy of Inhabit Real Estate</i></p>	Single Family	2/3	1,198	5,227 sqft / 2026	4/29/2026 / 96 days	\$366,300 / \$306/sq ft	↑ 4.66%

Closed: 10 properties		Property Type	Beds / Baths	Living Area (sq ft)	Lot Size / Year Built	Closed Date / Days in RPR	Closed Price / \$ Per Sq Ft	List to Sold Price %	
	 <b>2905 S Miami Blvd</b> Durham, NC 27703 Closed / Public Record	Single Family	2/1	930	0.44 acres / 1962	2/24/2026 / - days	\$300,000 / \$350/sq ft	-	
	 <b>1003 Regalia Rd</b> Durham, NC 27713 Closed / Public Record	Condo/Townhouse/Apt.	4/4	2,274	2,178 sqft / -	2/24/2026 / - days	\$425,000 / \$201/sq ft	-	
	 <b>1208 Catch Fly Ln</b> Durham, NC 27713 MLS ID: 10139006 Closed / For Sale	Condo/Townhouse/Apt.	3/3	2,261	3,049 sqft / 2017	2/24/2026 / 13 days	\$475,000 / \$210/sq ft	↓ 2.86%	
<i>Courtesy of Mark Spain Real Estate</i>									
	 <b>416 Chivalry Dr</b> Durham, NC 27703 MLS ID: 10120878 Closed / For Sale	Single Family	3/2	1,311	0.37 acres / 1985	2/24/2026 / 131 days	\$300,000 / \$229/sq ft	↓ 3.19%	
<i>Courtesy of Keller Williams Legacy</i>									
	 <b>1203 Jomoca Dr</b> Durham, NC 27703 MLS ID: 10147619 Closed / For Sale	Condo/Townhouse/Apt.	3/3	1,731	2,614 sqft / 2025	2/24/2026 / 1 day	\$388,810 / \$225/sq ft	↓ 0.15%	
<i>Courtesy of Ramsey Realtors Team Inc</i>									





















## Distressed

Source: Public Records and Listings



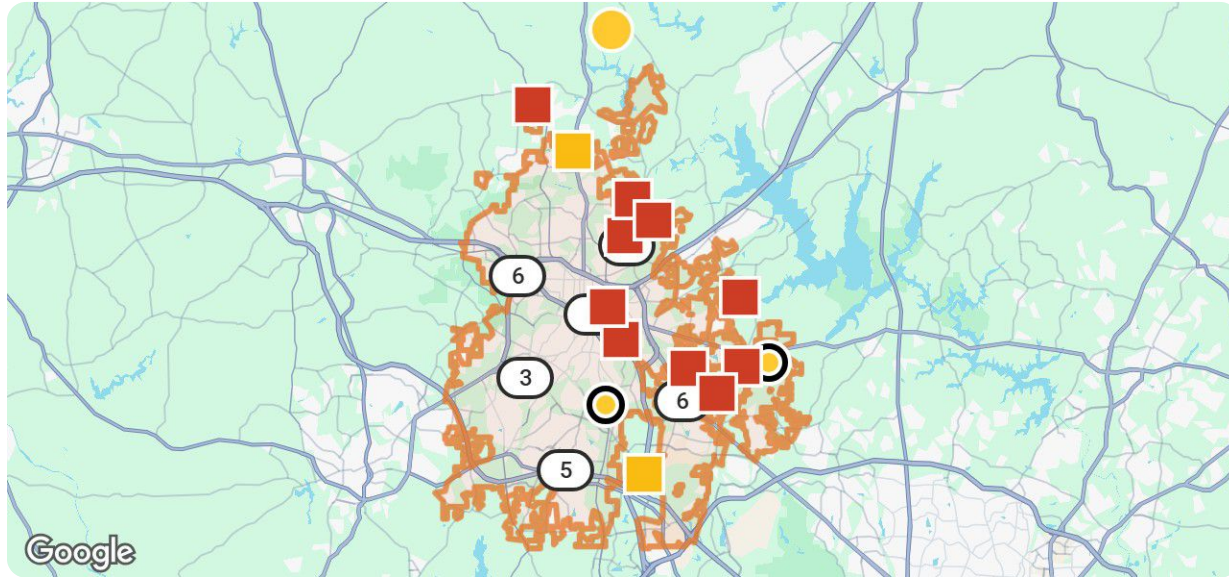
### Legend

- Closed
- Off Market, Hold, Withdrawn, Expired, or Canceled

Distressed: 10 properties		Property Type	Beds / Baths	Living Area (sq ft)	Lot Size / Year Built	List Date / Days in RPR	List Price / \$ Per Sq Ft	Distressed Date / Type
	 540 Finley St Durham, NC 27705 Off Market / Public Record	Condo/Townhouse/Apt.	2/2	1,588	1,307 sqft / 1984	- days	- / \$165/sq ft	5/11/2026 Notice of Foreclosure Sale
	 623 Hiddenbrook Dr Durham, NC 27703 Off Market / Public Record	Single Family	4/3	3,020	8,276 sqft / 2016	- days	- / \$173/sq ft	2/23/2026 Notice of Foreclosure Sale
	 2641 Kirk Rd Durham, NC 27705 Closed / Public Record	Single Family	3/2	1,661	0.34 acres / 2001	- days	- / \$240/sq ft	3/17/2026 Notice of Foreclosure Sale
	 2506 Dominion St Durham, NC 27704 Off Market / Public Record	Single Family	2/1	1,056	6,970 sqft / 1925	- days	- / \$249/sq ft	5/6/2026 Notice of Foreclosure Sale
	 3009 Castle Loch Ln Durham, NC 27703 Closed / Public Record	Condo/Townhouse/Apt.	3/4	2,562	2,614 sqft / -	- days	- / \$165/sq ft	3/25/2026 Notice of Foreclosure Sale
	 1206 Nova St Durham, NC 27713 Off Market / Public Record	Condo/Townhouse/Apt.	3/3	2,484	1,742 sqft / -	- days	- / \$162/sq ft	4/27/2026 Notice of Foreclosure Sale
	 1012 Sora Way Durham, NC 27703 Off Market / Public Record	Single Family	-/-	-	5,663 sqft / -	- days	- / -/sq ft	3/20/2026 Sold Date: 7/28/2025
	 3112 Star Gazing Ln Durham, NC 27703 Off Market / Public Record	Single Family	3/3	1,921	4,792 sqft / -	- days	- / \$230/sq ft	4/22/2026 Notice of Foreclosure Sale
	 1111 Lotus Lilly Dr Durham, NC 27713 Off Market / Public Record	Condo/Townhouse/Apt.	4/4	2,643	3,920 sqft / 2017	- days	- / \$194/sq ft	4/2/2026 Notice of Foreclosure Sale
	 1 Bolter Ct Durham, NC 27704 Off Market / Public Record	Single Family	4/3	2,240	6,098 sqft / 2011	- days	- / \$176/sq ft	3/18/2026 Notice of Default

## Summary

### For Lease Activity in the Last 3 Months



#### Legend

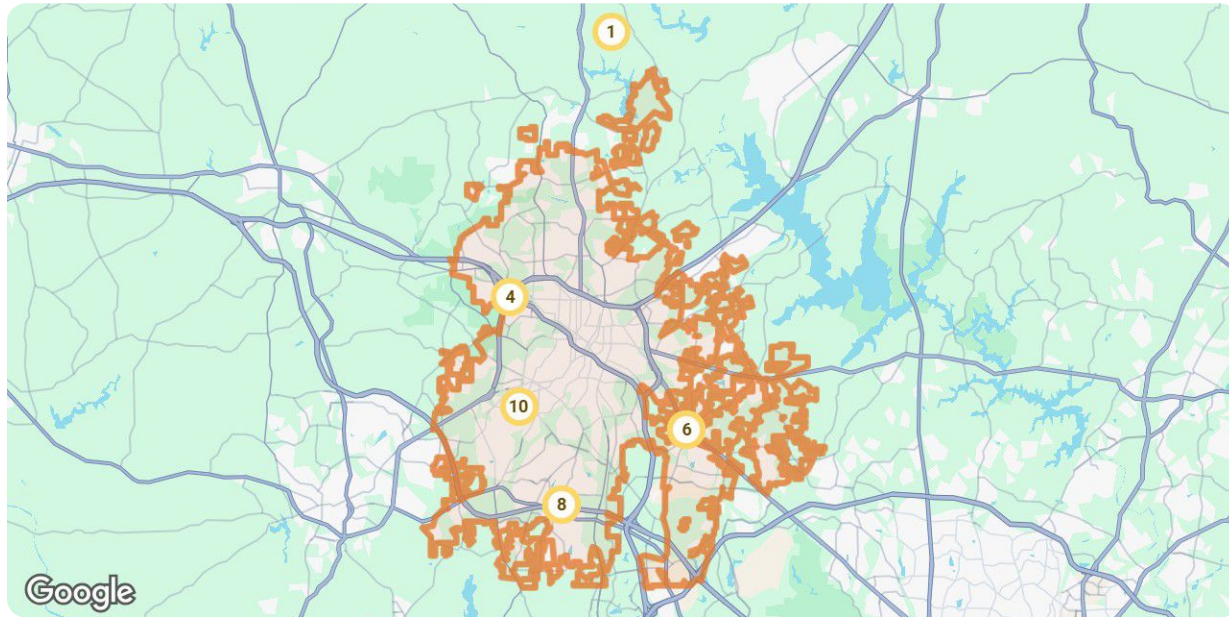
- For Lease
- For Lease Pending
- Distressed
- Recently Leased

	New	Pending	Closed	Distressed
Number of Properties	10	10	10	10
Lowest Listing Price / Est.Value	\$1,280	\$1,745	\$1,395	\$249,998
Median Listing Price / Est.Value	\$1,803	\$2,063	\$2,075	\$398,175
Highest Listing Price / Est.Value	\$4,100	\$2,300	\$3,490	\$521,480
Average Price / sqft	\$1	\$1	\$1	\$181
Median Price / sqft	\$1	\$1	\$1	\$173
Average Days in RPR	40	49	42	-
Median Days in RPR	28	44	48	-
Total Volume	\$20,351	\$20,515	\$21,875	\$3,855,698
Source	Listings	Listings	Public Records & Listings	Public Records & Listings

## Market Activity Breakdown

### New

Source: Listings



#### Legend

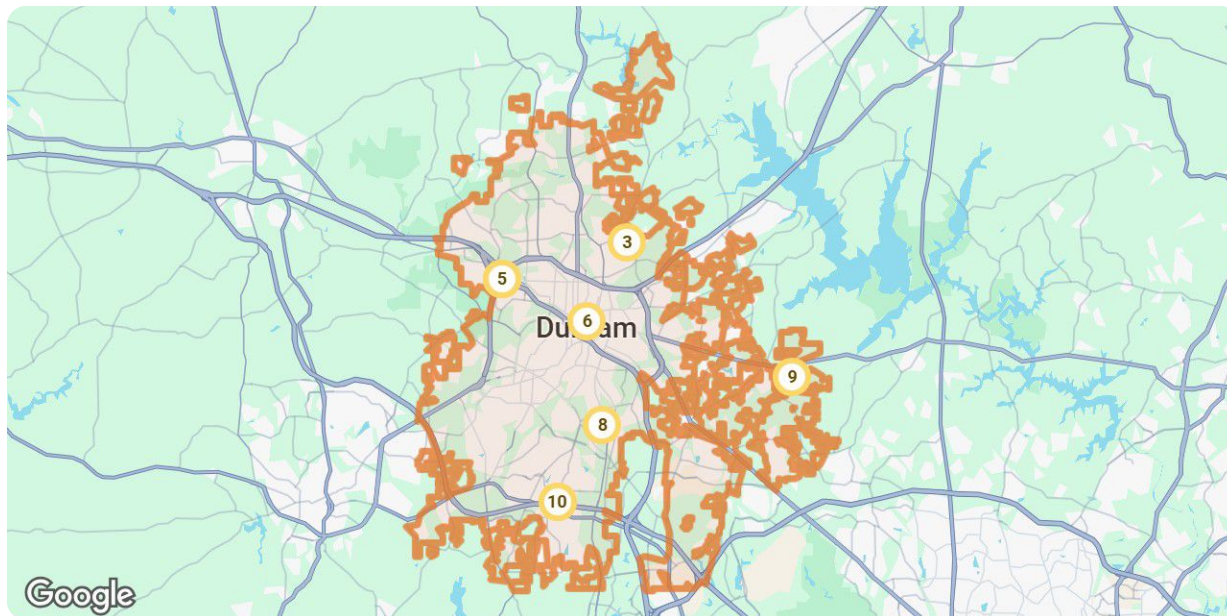
● Active For Lease

New: 10 properties		Property Type	Beds / Baths	Living Area (sq ft)	Lot Size	Year Built	List Date / Days in RPR	List Price / \$ Per Sq Ft
<span style="border: 1px solid yellow; border-radius: 50%; padding: 2px;">1</span>	 <p><b>1117 1117 Midtowne Way</b> Durham, NC 27713 MLS ID: 10149471 <span style="color: yellow;">●</span> Active / For Lease</p> <p><i>Courtesy of CHK Realty</i></p>	Condo/Townhouse/Apt.	3/4	1,750	1,307 sqft	2015	3/1/2026 78 days	\$1,985 mo. \$1/sq ft
<span style="border: 1px solid yellow; border-radius: 50%; padding: 2px;">2</span>	 <p><b>4708 4708 Alderbrook Ln</b> Durham, NC 27713 MLS ID: 10167323 <span style="color: yellow;">●</span> Active / For Lease</p> <p><i>Courtesy of Keller Williams Elite Realty</i></p>	Single Family	3/2	–	0.26 acres	2001	5/8/2026 10 days	\$2,750 mo. –/sq ft
<span style="border: 1px solid yellow; border-radius: 50%; padding: 2px;">3</span>	 <p><b>1057 1057 Arbor Edge Ln</b> Durham, NC 27703 MLS ID: 10164510 <span style="color: yellow;">●</span> Active / For Lease</p> <p><i>Courtesy of Oak City Properties</i></p>	Condo/Townhouse/Apt.	4/3	–	3,049 sqft	2020	5/2/2026 16 days	\$1,995 mo. –/sq ft
<span style="border: 1px solid yellow; border-radius: 50%; padding: 2px;">4</span>	 <p><b>822 822 Clarendon St</b> Durham, NC 27705 MLS ID: 10167956 <span style="color: yellow;">●</span> Active / For Lease</p> <p><i>Courtesy of CONNECT PROPERTIES INC</i></p>	Single Family	5/3	2,300	6,970 sqft	1920	5/17/2026 1 day	\$4,100 mo. \$2/sq ft
<span style="border: 1px solid yellow; border-radius: 50%; padding: 2px;">5</span>	 <p><b>99 99 Tarrywood Ct</b> Durham, NC 27703 MLS ID: 10156816 <span style="color: yellow;">●</span> Active / For Lease</p> <p><i>Courtesy of DeLynda Realty, LLC</i></p>	Single Family	3/3	1,377	6,970 sqft	1999	4/1/2026 47 days	\$1,800 mo. \$1/sq ft

New: 10 properties		Property Type	Beds / Baths	Living Area (sq ft)	Lot Size	Year Built	List Date / Days in RPR	List Price / \$ Per Sq Ft
	 <b>200 200 Edinborough Dr</b> Durham, NC 27703 MLS ID: 10161304 ● Active / For Lease <i>Courtesy of The Apartment Brothers LLC</i>	Condo/Townhouse e/Apt.	1/1	974	–	2000	4/20/2026 28 days	\$1,280 mo. \$1/sq ft
	 <b>200 200 Edinborough Dr</b> Durham, NC 27703 MLS ID: 10161306 ● Active / For Lease <i>Courtesy of The Apartment Brothers LLC</i>	Condo/Townhouse e/Apt.	2/2	1,248	–	2000	4/20/2026 28 days	\$1,575 mo. \$1/sq ft
	 <b>200 200 Edinborough Dr</b> Durham, NC 27703 MLS ID: 10161307 ● Active / For Lease <i>Courtesy of The Apartment Brothers LLC</i>	Condo/Townhouse e/Apt.	3/2	1,444	–	2000	4/20/2026 28 days	\$1,806 mo. \$1/sq ft
	 <b>215 215 William Penn Plz</b> Durham, NC 27704 MLS ID: 10148214 ● Active / For Lease <i>Courtesy of The Apartment Brothers LLC</i>	Condo/Townhouse e/Apt.	3/2	1,236	–	2008	2/23/2026 84 days	\$1,730 mo. \$1/sq ft
	 <b>215 215 William Penn Plz</b> Durham, NC 27704 MLS ID: 10148218 ● Active / For Lease <i>Courtesy of The Apartment Brothers LLC</i>	Condo/Townhouse e/Apt.	1/1	756	–	2008	2/23/2026 84 days	\$1,330 mo. \$2/sq ft











## Pending

Source: Listings



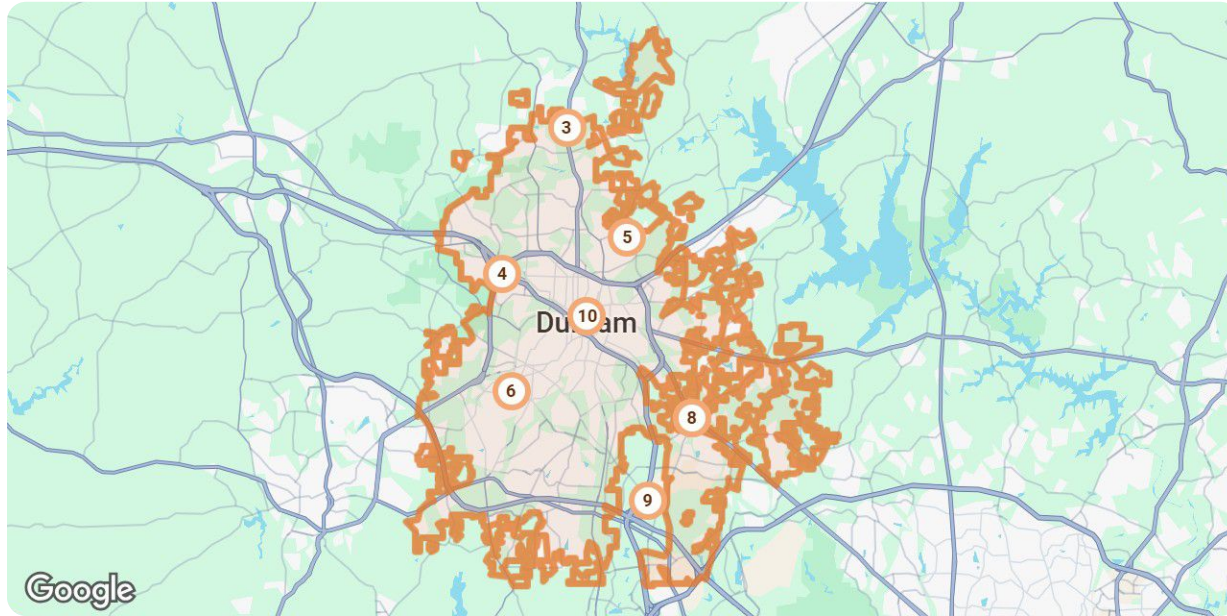
### Legend

● Active For Lease

Pending: 10 properties		Property Type	Beds / Baths	Living Area (sq ft)	Lot Size / Year Built	List Date	List Price / \$ Per Sq Ft	Pending Date / Days in RPR
1	 <p><b>2414 2414 Albany St</b> Durham, NC 27705 MLS ID: 10166235 Pending / For Lease</p> <p><i>Courtesy of ML Sullivan Property Managemen</i></p>	Single Family	3/1	983	0.29 acres 1939	5/10/2026	\$1,745 mo. \$2/sq ft	5/17/2026 7 days
2	 <p><b>421 421 Cross Country Way</b> Durham, NC 27703 MLS ID: 10153835 Pending / For Lease</p> <p><i>Courtesy of Triangle Investment Realty</i></p>	Condo/Townhouse/Apt.	3/4	1,916	1,742 sqft 2019	3/19/2026	\$2,075 mo. \$1/sq ft	5/14/2026 56 days
3	 <p><b>100 100 Stratford Lakes Dr</b> Durham, NC 27713 MLS ID: 10166688 Pending / For Lease</p> <p><i>Courtesy of Oak City Properties</i></p>	Condo/Townhouse/Apt.	3/3	–	– 2008	5/13/2026	\$1,750 mo. –/sq ft	5/14/2026 1 day
4	 <p><b>3218 3218 Gypsum Dr</b> Durham, NC 27703 MLS ID: 10161354 Pending / For Lease</p> <p><i>Courtesy of Coldwell Banker HPW</i></p>	Condo/Townhouse/Apt.	3/4	–	– 2026	4/20/2026	\$2,200 mo. –/sq ft	5/13/2026 23 days
5	 <p><b>5524 5524 Running Fox Ln</b> Durham, NC 27703 MLS ID: 10141232 Pending / For Lease</p> <p><i>Courtesy of Southern Solutions Property Ma</i></p>	Single Family	4/4	2,346	7,405 sqft 2006	1/13/2026	\$2,300 mo. \$1/sq ft	5/13/2026 120 days
6	 <p><b>1104 1104 Harmony Trl</b> Durham, NC 27703 MLS ID: 10156687 Pending / For Lease</p> <p><i>Courtesy of Howard Hanna Allen Tate Raleigh Glenwood</i></p>	Condo/Townhouse/Apt.	2/3	1,571	1,307 sqft 2023	3/21/2026	\$1,850 mo. \$1/sq ft	5/12/2026 52 days
7	 <p><b>1004 1004 Everglades Way</b> Durham, NC 27713 MLS ID: 10154778 Pending / For Lease</p> <p><i>Courtesy of Above All Property Management</i></p>	Condo/Townhouse/Apt.	3/3	1,623	2,178 sqft 2022	3/23/2026	\$2,300 mo. \$1/sq ft	5/8/2026 46 days
8	 <p><b>5 5 Trump Ct</b> Durham, NC 27703 MLS ID: 10155829 Pending / For Lease</p> <p><i>Courtesy of Block &amp; Associates Realty</i></p>	Single Family	3/3	2,400	10,018 sqft 1987	3/27/2026	\$2,250 mo. \$1/sq ft	5/7/2026 41 days
9	 <p><b>5020 5020 Jayden Dr</b> Durham, NC 27704 MLS ID: 10159371 Pending / For Lease</p> <p><i>Courtesy of Tru Realty LLC</i></p>	Condo/Townhouse/Apt.	3/3	–	1,307 sqft 2024	4/11/2026	\$1,995 mo. –/sq ft	5/7/2026 26 days
10	 <p><b>123 123 Zante Currant Rd</b> Durham, NC 27703 MLS ID: 10139632 Pending / For Lease</p> <p><i>Courtesy of Block &amp; Associates Realty</i></p>	Condo/Townhouse/Apt.	3/3	1,820	3,484 sqft 2018	1/6/2026	\$2,050 mo. \$1/sq ft	4/29/2026 113 days

## Closed

Source: Public Records and Listings



### Legend

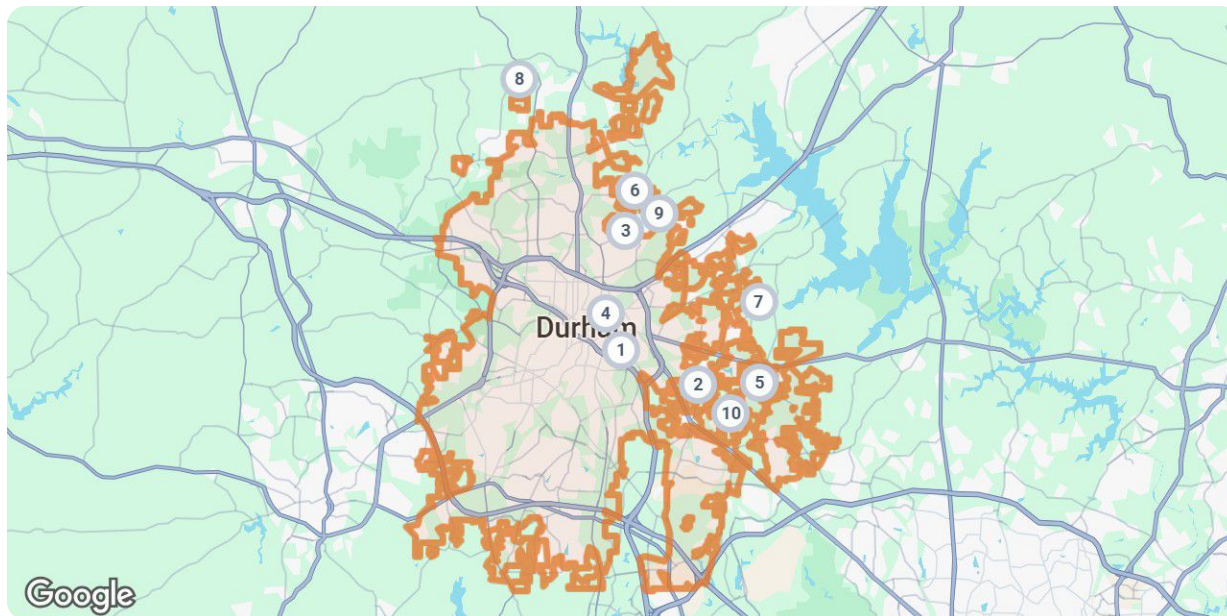
● Closed

Closed: 10 properties		Property Type	Beds / Baths	Living Area (sq ft)	Lot Size / Year Built	Closed Date / Days in RPR	Closed Price / \$ Per Sq Ft	List to Sold Price %
<span style="border: 1px solid orange; border-radius: 50%; padding: 2px;">1</span>	 <p><b>1214 Rosefinch Dr</b> Durham, NC 27703 MLS ID: 757277</p> <p><span style="background-color: yellow;">■</span> Closed / For Lease</p> <p><i>Courtesy of SCHAMBS PROPERTY MANAGEMENT GROUP, INC.</i></p>	Single Family	5/4	2,389	5,662 sqft 2024	5/15/2026 59 days	- \$1/sq ft	-
<span style="border: 1px solid orange; border-radius: 50%; padding: 2px;">2</span>	 <p><b>205 205 Eagleson St</b> Durham, NC 27703 MLS ID: 10151543</p> <p><span style="background-color: yellow;">■</span> Closed / For Lease</p> <p><i>Courtesy of Elite Home Realty, LLC</i></p>	Condo/Townhouse/Apt.	3/3	1,786	- 2020	5/16/2026 45 days	- \$1/sq ft	-
<span style="border: 1px solid orange; border-radius: 50%; padding: 2px;">3</span>	 <p><b>5226 5226 Dilbagh Dr</b> Durham, NC 27703 MLS ID: 10145596</p> <p><span style="background-color: yellow;">■</span> Closed / For Lease</p> <p><i>Courtesy of Coldwell Banker HPW - Prope</i></p>	Condo/Townhouse/Apt.	3/3	1,540	5,227 sqft 2004	5/15/2026 63 days	- \$1/sq ft	-
<span style="border: 1px solid orange; border-radius: 50%; padding: 2px;">4</span>	 <p><b>1001 1001 Heartstone Way</b> Durham, NC 27713 MLS ID: 10152581</p> <p><span style="background-color: yellow;">■</span> Closed / For Lease</p> <p><i>Courtesy of Keller Williams Legacy</i></p>	Condo/Townhouse/Apt.	3/3	1,853	3,485 sqft 2022	5/4/2026 53 days	- \$1/sq ft	-
<span style="border: 1px solid orange; border-radius: 50%; padding: 2px;">5</span>	 <p><b>1100 1100 Fly Catcher Ct</b> Durham, NC 27707 MLS ID: 10143255</p> <p><span style="background-color: yellow;">■</span> Closed / For Lease</p> <p><i>Courtesy of ML Sullivan Property Managemen</i></p>	Single Family	5/5	2,990	5,227 sqft 2021	5/15/2026 29 days	- \$1/sq ft	-

Closed: 10 properties		Property Type	Beds / Baths	Living Area (sq ft)	Lot Size / Year Built	Closed Date / Days in RPR	Closed Price / \$ Per Sq Ft	List to Sold Price %
	 <b>1106 1106 Tigerlilly Pl</b> Durham, NC 27703 MLS ID: 10154620 Closed / For Lease <i>Courtesy of Truval Realty LLC</i>	Condo/Townhouse e/Apt.	3/3	1,892	3,049 sqft / 2021	5/15/2026 / 51 days	- / \$1/sq ft	-
	 <b>6227 6227 Old Tavern Dr</b> Durham, NC 27703 MLS ID: 10146026 Closed / For Lease <i>Courtesy of RTP Properties LLC</i>	Condo/Townhouse e/Apt.	3/3	1,950	2,614 sqft / 2026	5/14/2026 / 81 days	- / \$1/sq ft	-
	 <b>907 907 Dayton St</b> Durham, NC 27701 MLS ID: 10165986 Closed / For Lease <i>Courtesy of Louise Beck Properties, Inc</i>	Single Family	2/1	758	1,742 sqft / 2021	5/14/2026 / 6 days	- / \$2/sq ft	-
	 <b>2129 2129 Titanium Rock Rd</b> Durham, NC 27704 MLS ID: 10164555 Closed / For Lease <i>Courtesy of NEWS REALTY LLC</i>	Condo/Townhouse e/Apt.	3/3	-	1,742 sqft / 2026	5/14/2026 / 11 days	- / -/sq ft	-
	 <b>1111 1111 Depot Dr</b> Durham, NC 27703 MLS ID: 10161353 Closed / For Lease <i>Courtesy of Prestige Properties Group</i>	Single Family	4/3	2,100	7,841 sqft / 2022	5/14/2026 / 22 days	- / \$1/sq ft	-











## Distressed

Source: Public Records and Listings



### Legend

- Closed
- Off Market, Hold, Withdrawn, Expired, or Canceled

Distressed: 10 properties		Property Type	Beds / Baths	Living Area (sq ft)	Lot Size / Year Built	List Date / Days in RPR	List Price / \$ Per Sq Ft	Distressed Date / Type
1	 <p><b>540 Finley St</b> Durham, NC 27705 Off Market / Public Record</p>	Condo/Townhouse/Apt.	2/2	1,588	1,307 sqft / 1984	- days	- / \$165/sq ft	5/11/2026 Notice of Foreclosure Sale
2	 <p><b>623 Hiddenbrook Dr</b> Durham, NC 27703 Off Market / Public Record</p>	Single Family	4/3	3,020	8,276 sqft / 2016	- days	- / \$173/sq ft	2/23/2026 Notice of Foreclosure Sale
3	 <p><b>2641 Kirk Rd</b> Durham, NC 27705 Closed / Public Record</p>	Single Family	3/2	1,661	0.34 acres / 2001	- days	- / \$240/sq ft	3/17/2026 Notice of Foreclosure Sale
4	 <p><b>2506 Dominion St</b> Durham, NC 27704 Off Market / Public Record</p>	Single Family	2/1	1,056	6,970 sqft / 1925	- days	- / \$249/sq ft	5/6/2026 Notice of Foreclosure Sale
5	 <p><b>3009 Castle Loch Ln</b> Durham, NC 27703 Closed / Public Record</p>	Condo/Townhouse/Apt.	3/4	2,562	2,614 sqft / -	- days	- / \$165/sq ft	3/25/2026 Notice of Foreclosure Sale
6	 <p><b>1206 Nova St</b> Durham, NC 27713 Off Market / Public Record</p>	Condo/Townhouse/Apt.	3/3	2,484	1,742 sqft / -	- days	- / \$162/sq ft	4/27/2026 Notice of Foreclosure Sale
7	 <p><b>1012 Sora Way</b> Durham, NC 27703 Off Market / Public Record</p>	Single Family	-/-	-	5,663 sqft / -	- days	- / -/sq ft	3/20/2026 Sold Date: 7/28/2025
8	 <p><b>3112 Star Gazing Ln</b> Durham, NC 27703 Off Market / Public Record</p>	Single Family	3/3	1,921	4,792 sqft / -	- days	- / \$230/sq ft	4/22/2026 Notice of Foreclosure Sale
9	 <p><b>1111 Lotus Lilly Dr</b> Durham, NC 27713 Off Market / Public Record</p>	Condo/Townhouse/Apt.	4/4	2,643	3,920 sqft / 2017	- days	- / \$194/sq ft	4/2/2026 Notice of Foreclosure Sale
10	 <p><b>1 Bolter Ct</b> Durham, NC 27704 Off Market / Public Record</p>	Single Family	4/3	2,240	6,098 sqft / 2011	- days	- / \$176/sq ft	3/18/2026 Notice of Default

## About RPR

- RPR® is the nation's largest property database, exclusively for REALTORS®. It empowers REALTORS® to help buyers and sellers make informed decisions, backed by a real estate database covering more than 160 million residential and commercial properties in the United States.
- RPR is a wholly owned subsidiary of the National Association of REALTORS® and a member benefit to REALTORS®.
- RPR's data sources range from MLSs and county-level tax and assessment offices, to the U.S. Census and FEMA, to specialty data set providers such as Esri (consumer data), Niche (school information) and Precisely (geographic boundaries).

## Learn More

For more information about RPR, please visit RPR's public website: <https://blog.narrpr.com>



**RPR**®

