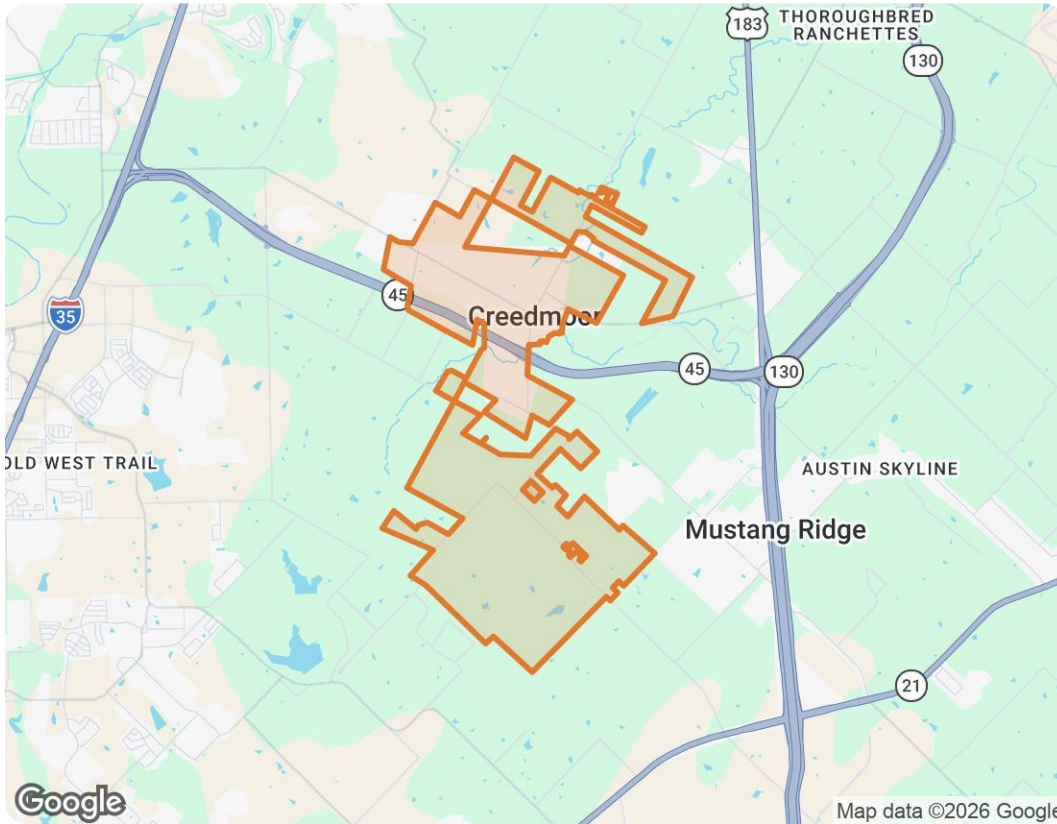


Creedmoor, Texas



The biggest buyer rebates and lowest selling fees in real estate – without sacrificing full-service support, 7 days a week.

ShopProp Licensed CA, WA, HI, AZ, MI, TX, VA, CO

📞 Office (888) 821-0556

✉️ team@shopprop.com

🌐 www.shopprop.com

Shop|Prop

ShopProp Inc.

Market Trends

May 2026 Median Estimated Property Value

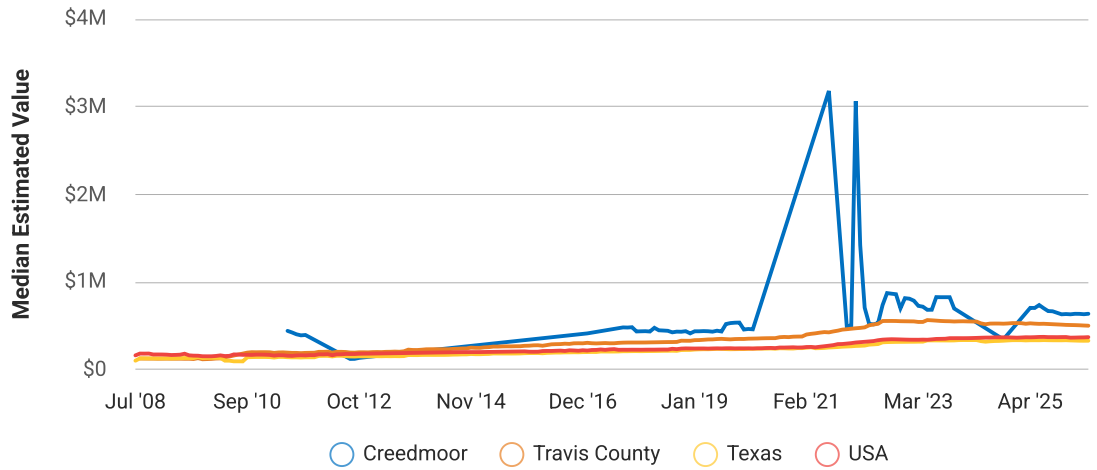
Single Family + Condo/Townhouse/Apt.

This graphic displays property estimates for a market area and a subject property, where one has been selected. Estimated property values are generated by a valuation model and are not formal appraisals.

Source: Public records, and MLS sources where licensed

Update Frequency: Monthly

Median Estimated Value \$638,000	Last Month Change +0.8%	12 Month Change -9.4%
---	--	--



This represents an estimated sale price for this property. It is not the same as the opinion of value in an appraisal developed by a licensed appraiser under the Uniform Standards of Professional Appraisal Practice.



Creedmoor, Texas

Active Listings

Creedmoor, Texas

Single Family + Condo/Townhouse/Apt.

This graphic summarizes key statistics for properties that were in an active status on the last day of each month. RPR uses list date and a derived pending date to determine if the listing was active on the last day of the month. An end-of-month snapshot of active listings helps to understand inventory levels, price points and duration on the market.

Source: Listing sources

Update Frequency: Monthly

Median List Price - -

● Month over Month



Creedmoor, Texas

Sold Listings

Creedmoor, Texas

Single Family + Condo/Townhouse/Apt.

This graphic summarizes key statistics for properties that sold each month. RPR uses a derived sold date to determine when a property moved into a sold status within the given month. These statistics are important for understanding the price points on sold properties as well as the difference between the list price and sold price, which reveals whether buyers are paying over or under the asking price.

Source: Listing sources

Update Frequency: Monthly

Median Sold Price - -

● Month over Month



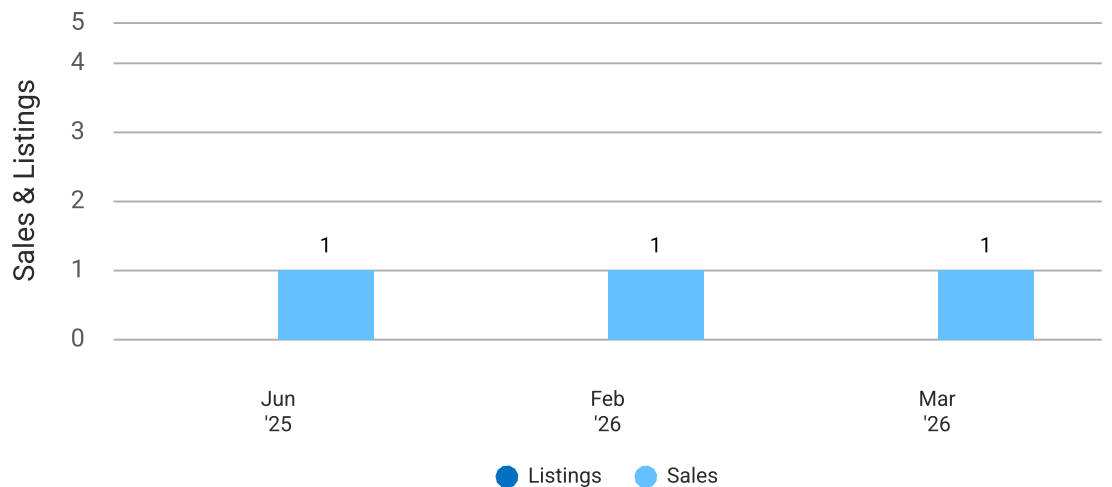
Total Sales and Active Listings in Creedmoor, Texas

Single Family + Condo/Townhouse/Apt.

This graph compares the number of sales with the number of active listings in the local market.

Source: MLS data where licensed

Update Frequency: Monthly



Creedmoor, Texas

Median Sold Price vs Sold Listings in Creedmoor, Texas

Single Family + Condo/Townhouse/Apt.

This chart compares the trend of median sold price and number of sold listings for the given location.

Source: Listing Data

Update Frequency: Monthly



Median List Price vs Active Listings in Creedmoor, Texas

Single Family + Condo/Townhouse/Apt.

This chart compares the trend of median list price and number of active properties for the given location.

Source: Listing Data

Update Frequency: Monthly

No data to display.

No data to display.

● Median Price ● Number of Properties



Creedmoor, Texas

Market Snapshot

Value and Price Changes

	Current	Last Month	Last 3 Months	Last 12 Months	Last 24 Months	Last 36 Months
Median Est. Property Value Last Updated: 5/31/2026	\$638,000	\$633,000 +0.79%	\$637,520 +0.08%	\$704,090 -9.39%	-	\$683,000 -6.59%

About this Data: Because some brokerages may choose not to include their MLS listing content within the RPR platform, the analysis contained in this report may not have been created using all the available listing data within this geographical market.
 Median estimated property values are generated by a valuation model and are not formal appraisals. Valuations are based on public records and MLS data where licensed. The Metrics displayed here reflect **All Residential Single Family, Condo, Townhouse and Apartment properties** data.

Market Activity

Market Activity Filters

Sort Order: Date

Maximum Properties Per Change Type: 10

Change Types: New Listings, Pending, Closed, Distressed

Property Types: Single Family, Condo/Townhouse/Apt

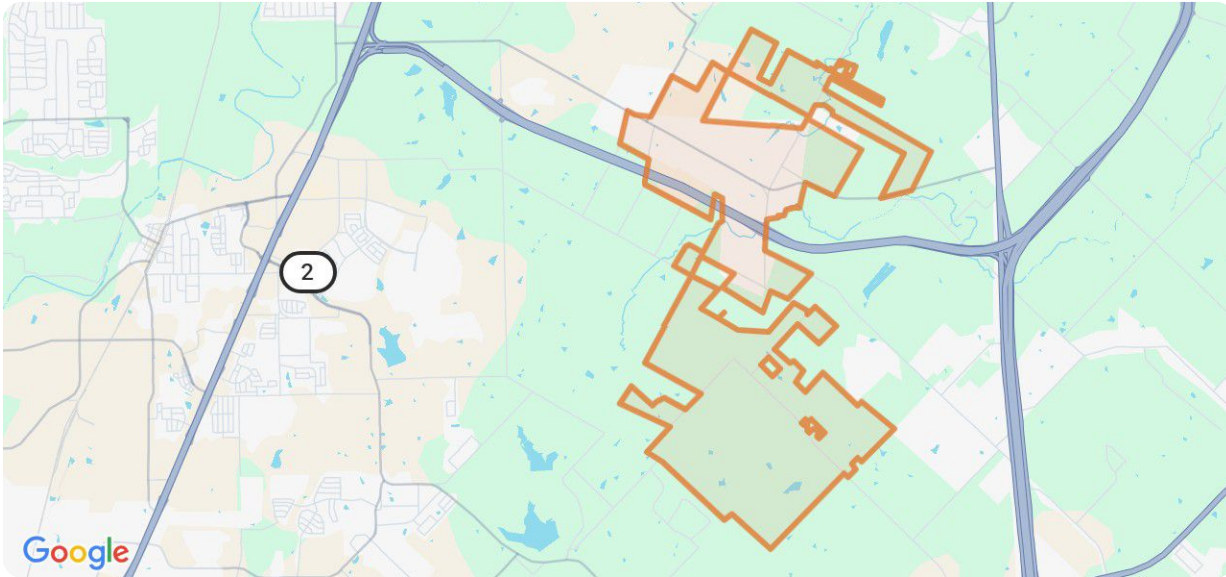
Property Features: Sale Price: Any, Lease Price: Any, Beds: Any, Baths: Any, Living Area: Any, Lot Size (acre): Any, Year Built: Any



Creedmoor, Texas

Summary

For Sale Activity in the Last 3 Months



Legend

- For Sale Pending
- Recently Closed

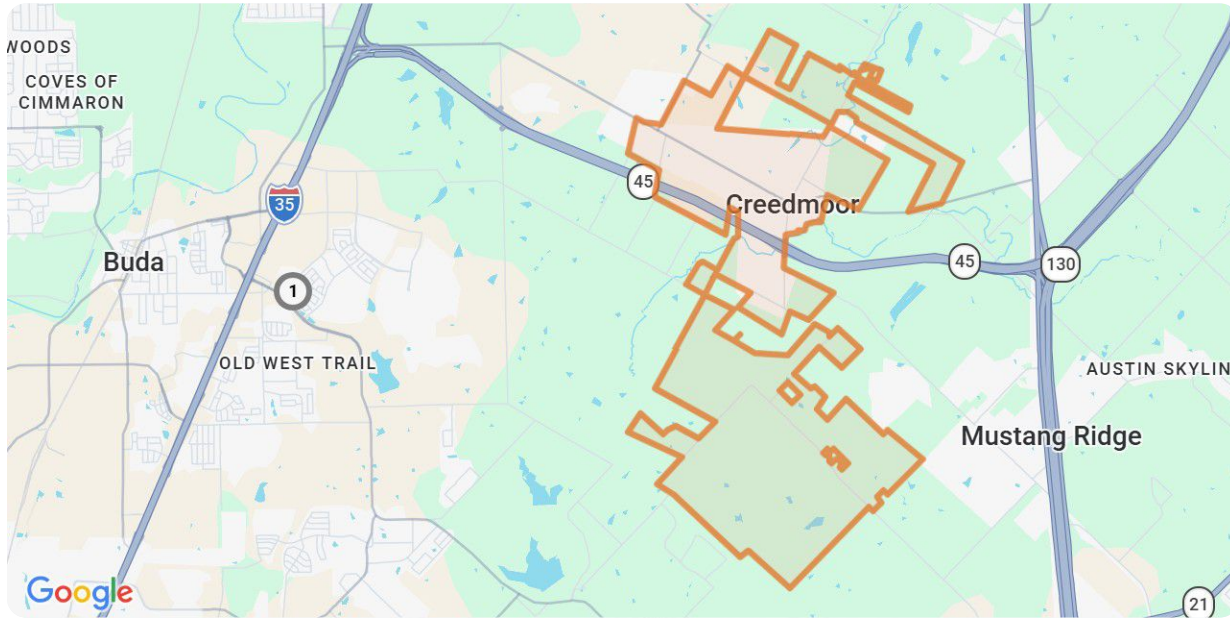
	Pending	Closed
Number of Properties	3	1
Lowest Listing Price / Est.Value	\$291,490	\$288,990
Median Listing Price / Est.Value	\$292,462	\$288,990
Highest Listing Price / Est.Value	\$314,490	\$288,990
Average Price / sqft	\$138	\$206
Median Price / sqft	\$125	\$206
Average Days in RPR	29	21
Median Days in RPR	32	21
Total Volume	\$898,442	\$288,990
Source	Listings	Public Records & Listings

Creedmoor, Texas

Market Activity Breakdown




Pending

Source: Listings



Legend

● Pending

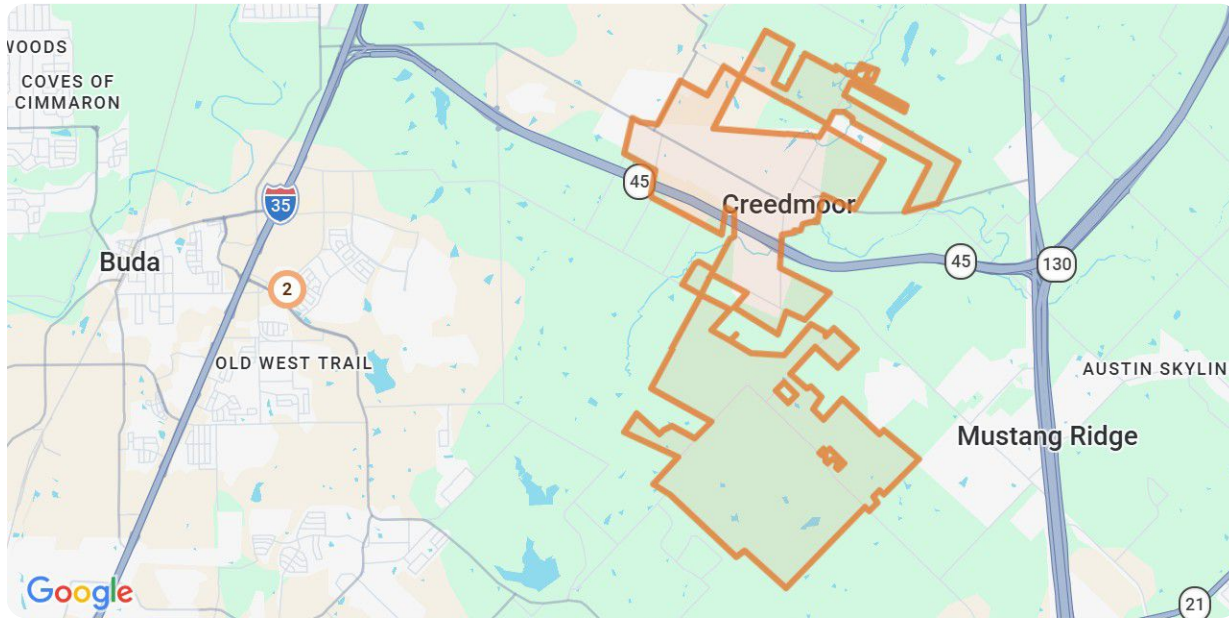
Pending: 3 properties		Property Type	Beds / Baths	Living Area (sq ft)	Lot Size / Year Built	List Date	List Price / \$ Per Sq Ft	Pending Date / Days in RPR
1	 <p>9908 Solitary Sandpiper St Creedmoor, TX 78610 MLS ID: 3937102 ● Pending / For Sale</p> <p><i>Listing Courtesy of ERA Experts</i></p>	Single Family	4/3	2,338	5,998 sqft 2026	5/25/2026	\$291,490 \$125/sq ft	6/2/2026 8 days
2	 <p>9712 Solitary Sandpiper St Creedmoor, TX 78610 MLS ID: 5146395 ● Pending / For Sale</p> <p><i>Listing Courtesy of ERA Experts</i></p>	Single Family	4/3	2,338	5,998 sqft 2026	4/3/2026	\$292,462 \$125/sq ft	5/19/2026 46 days
3	 <p>9904 Solitary Sandpiper St Creedmoor, TX 78610 MLS ID: 3557312 ● Pending / For Sale</p> <p><i>Listing Courtesy of ERA Experts</i></p>	Single Family	4/3	1,912	6,094 sqft 2026	4/3/2026	\$314,490 \$164/sq ft	5/5/2026 32 days



Creedmoor, Texas


Closed

Source: Public Records and Listings



Legend

● Closed

Closed: 1 properties		Property Type	Beds / Baths	Living Area (sq ft)	Lot Size / Year Built	Closed Date / Days in RPR	Closed Price / \$ Per Sq Ft	List to Sold Price %
1	 <p>12805 Least Bittern Way Creedmoor, TX 78610 MLS ID: 5138895</p> <p>■ Closed / For Sale</p> <p><small>Courtesy of ERA Experts</small></p>	Single Family	3/2	1,402	6,499 sqft 2026	3/25/2026 21 days	\$288,990 \$206/sq ft	↑ 14.27%

About RPR

- RPR® is the nation's largest property database, exclusively for REALTORS®. It empowers REALTORS® to help buyers and sellers make informed decisions, backed by a real estate database covering more than 160 million residential and commercial properties in the United States.
- RPR is a wholly owned subsidiary of the National Association of REALTORS® and a member benefit to REALTORS®.
- RPR's data sources range from MLSs and county-level tax and assessment offices, to the U.S. Census and FEMA, to specialty data set providers such as Esri (consumer data), Niche (school information) and Precisely (geographic boundaries).

Learn More

For more information about RPR, please visit RPR's public website: <https://blog.narrpr.com>

