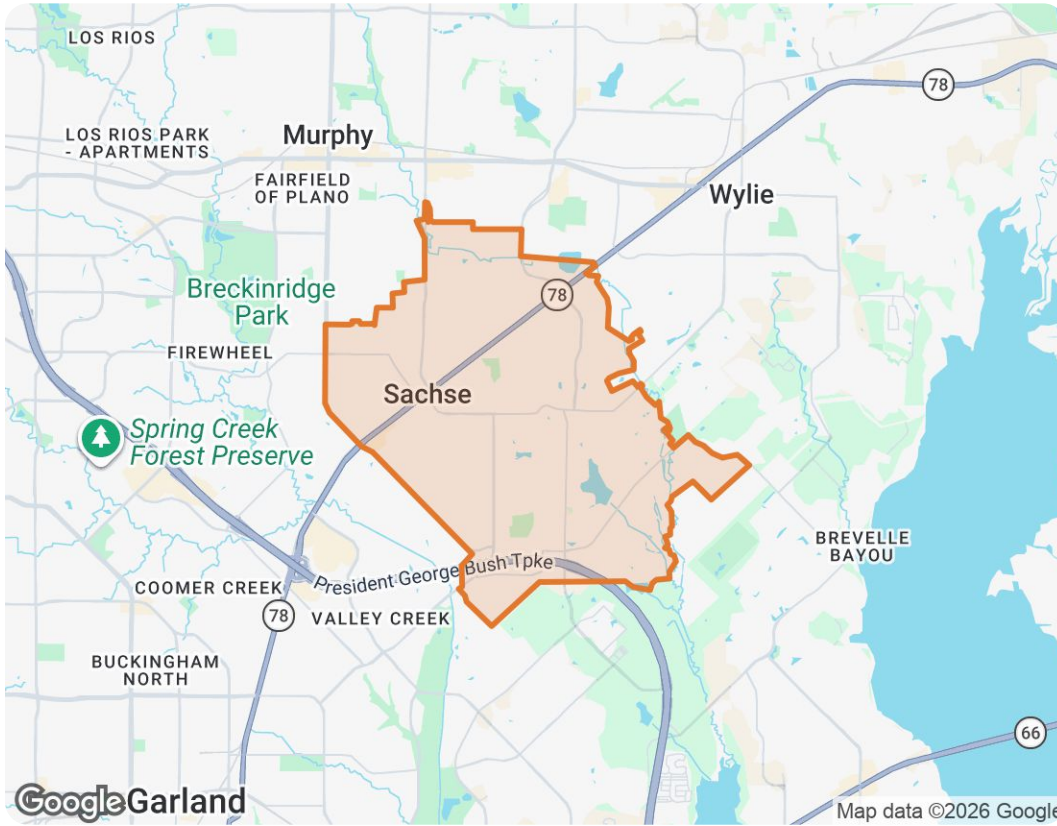


Sachse, Texas



The biggest buyer rebates and lowest selling fees in real estate – without sacrificing full-service support, 7 days a week.

ShopProp Licensed CA, WA, HI, AZ, MI, TX, VA, CO

📞 Office (888) 821-0556

✉️ team@shopprop.com

🌐 www.shopprop.com

Shop|Prop

ShopProp Inc.

Sachse, Texas


Market Trends

Market Trends for Sachse, Texas

Single Family + Condo/Townhouse/Apt.

May 2026

Market Type



Key Details

Months of Inventory	Sold to List Price %	Median Days in RPR	Median Sold Price
5.57	97.9%	16	\$429,000
↑ 4.5% MoM	↑ 0.09% MoM	↓ 15.79% MoM	↑ 10% MoM

This represents an estimated sale price for this property. It is not the same as the opinion of value in an appraisal developed by a licensed appraiser under the Uniform Standards of Professional Appraisal Practice.



Sachse, Texas

May 2026 Median Estimated Property Value

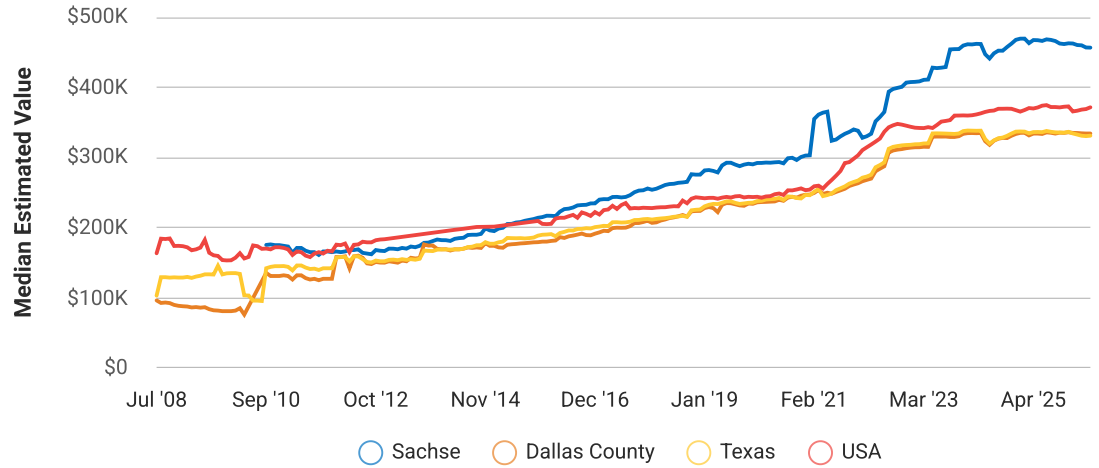
Single Family + Condo/Townhouse/Apt.

This graphic displays property estimates for a market area and a subject property, where one has been selected. Estimated property values are generated by a valuation model and are not formal appraisals.

Source: Public records, and MLS sources where licensed

Update Frequency: Monthly

Median Estimated Value \$456,520	Last Month Change -	12 Month Change -2.3%
---	-------------------------------	--



May 2026 Active Listings

Sachse, Texas

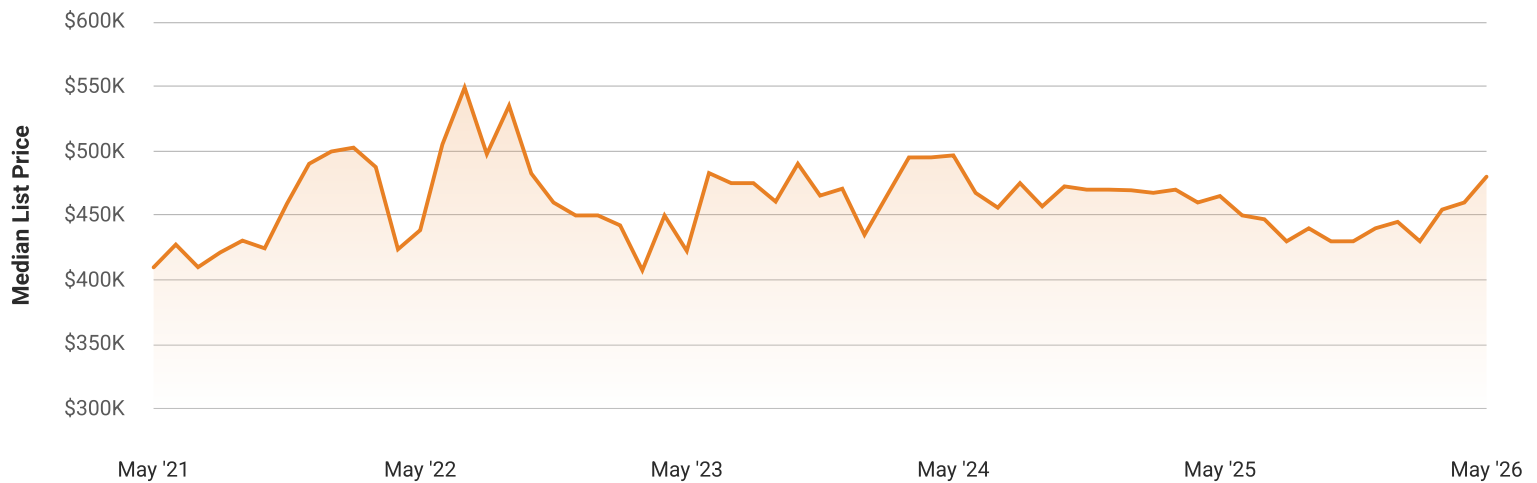
Single Family + Condo/Townhouse/Apt.

This graphic summarizes key statistics for properties that were in an active status on the last day of each month. RPR uses list date and a derived pending date to determine if the listing was active on the last day of the month. An end-of-month snapshot of active listings helps to understand inventory levels, price points and duration on the market.

Source: Listing sources

Update Frequency: Monthly

Median List Price - \$480,000 ↑ 4.3% Month over Month



Sachse, Texas

May 2026 Sold Listings

Sachse, Texas

Single Family + Condo/Townhouse/Apt.

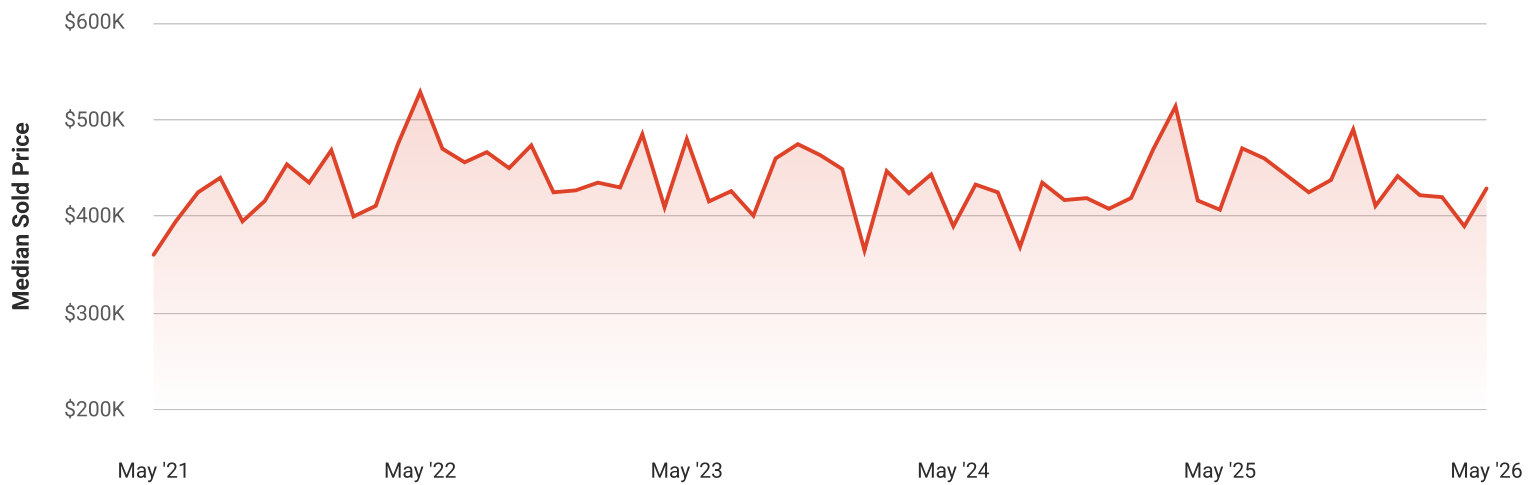
This graphic summarizes key statistics for properties that sold each month. RPR uses a derived sold date to determine when a property moved into a sold status within the given month. These statistics are important for understanding the price points on sold properties as well as the difference between the list price and sold price, which reveals whether buyers are paying over or under the asking price.

Source: Listing sources

Update Frequency: Monthly

Median Sold Price - \$429,000

↑ 10% Month over Month



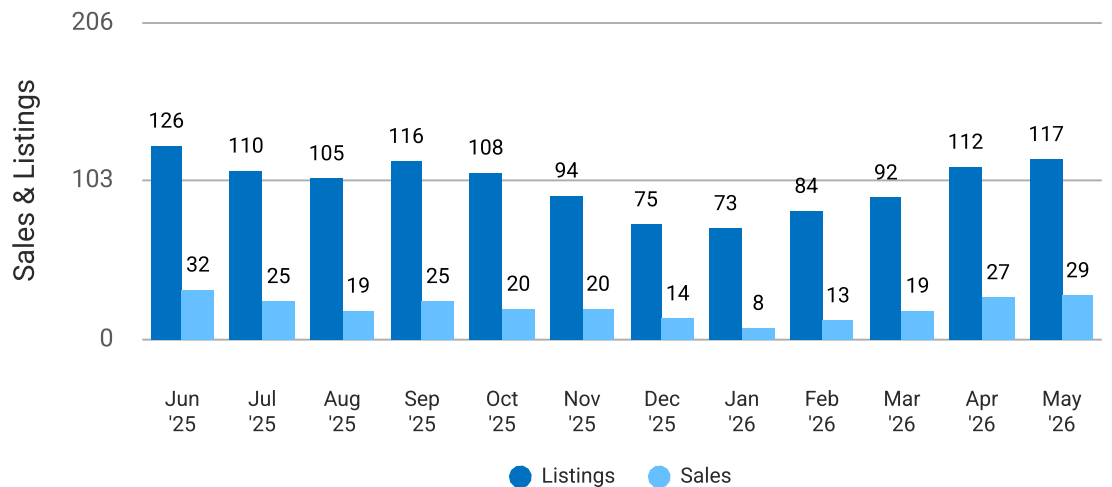
Total Sales and Active Listings in Sachse, Texas

Single Family + Condo/Townhouse/Apt.

This graph compares the number of sales with the number of active listings in the local market.

Source: MLS data where licensed

Update Frequency: Monthly



Sachse, Texas

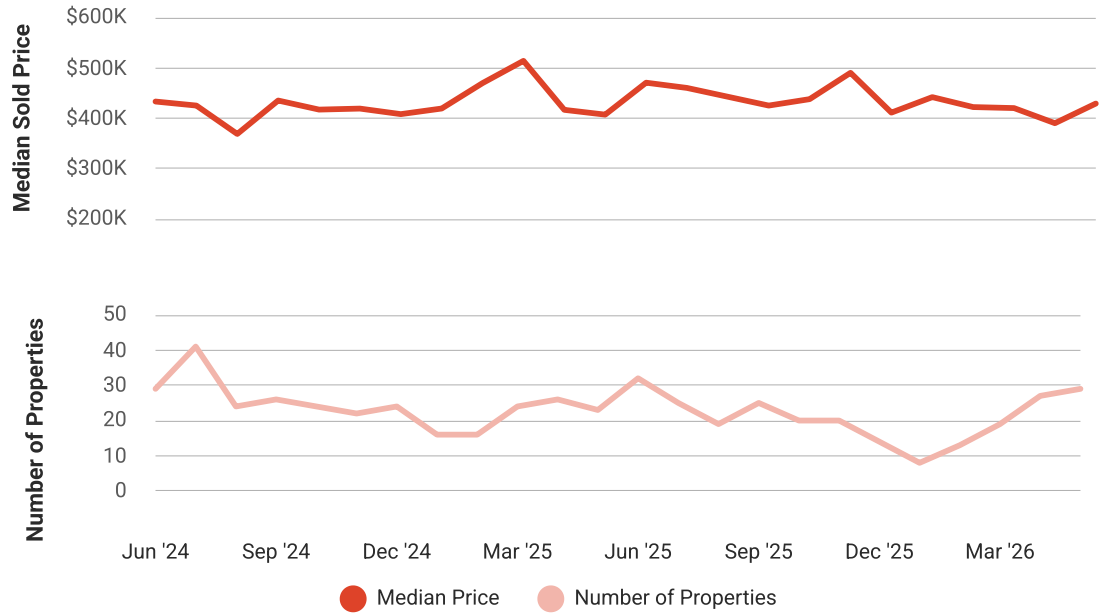
Median Sold Price vs Sold Listings in Sachse, Texas

Single Family + Condo/Townhouse/Apt.

This chart compares the trend of median sold price and number of sold listings for the given location.

Source: Listing Data

Update Frequency: Monthly



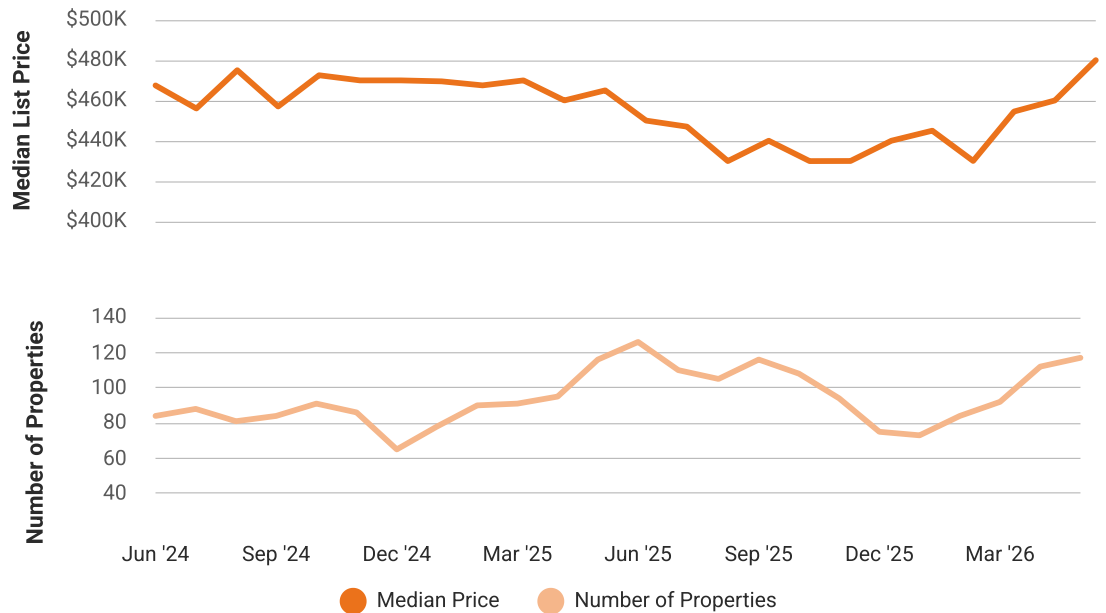
Median List Price vs Active Listings in Sachse, Texas

Single Family + Condo/Townhouse/Apt.

This chart compares the trend of median list price and number of active properties for the given location.

Source: Listing Data

Update Frequency: Monthly



Market Snapshot

Value and Price Changes

	Current	Last Month	Last 3 Months	Last 12 Months	Last 24 Months	Last 36 Months
Median Est. Property Value Last Updated: 5/31/2026	\$456,520	\$456,720 -0.04%	\$460,220 -0.8%	\$467,100 -2.27%	\$447,130 +2.1%	\$427,980 +6.67%
Median Sold Price Last Updated: 5/31/2026	\$429,000	\$390,000 +10%	\$422,000 +1.66%	\$407,000 +5.41%	\$390,000 +10%	\$480,000 -10.62%
Median List Price Last Updated: 5/31/2026	\$480,000	\$459,999 +4.35%	\$429,974 +11.63%	\$465,000 +3.23%	\$496,500 -3.32%	\$422,500 +13.61%

About this Data: Because some brokerages may choose not to include their MLS listing content within the RPR platform, the analysis contained in this report may not have been created using all the available listing data within this geographical market.
 Median estimated property values are generated by a valuation model and are not formal appraisals. Valuations are based on public records and MLS data where licensed. The Metrics displayed here reflect **All Residential Single Family, Condo, Townhouse and Apartment properties** data.

Market Activity

Market Activity Filters

Sort Order: Date

Maximum Properties Per Change Type: 10

Change Types: New Listings, Pending, Closed, Distressed

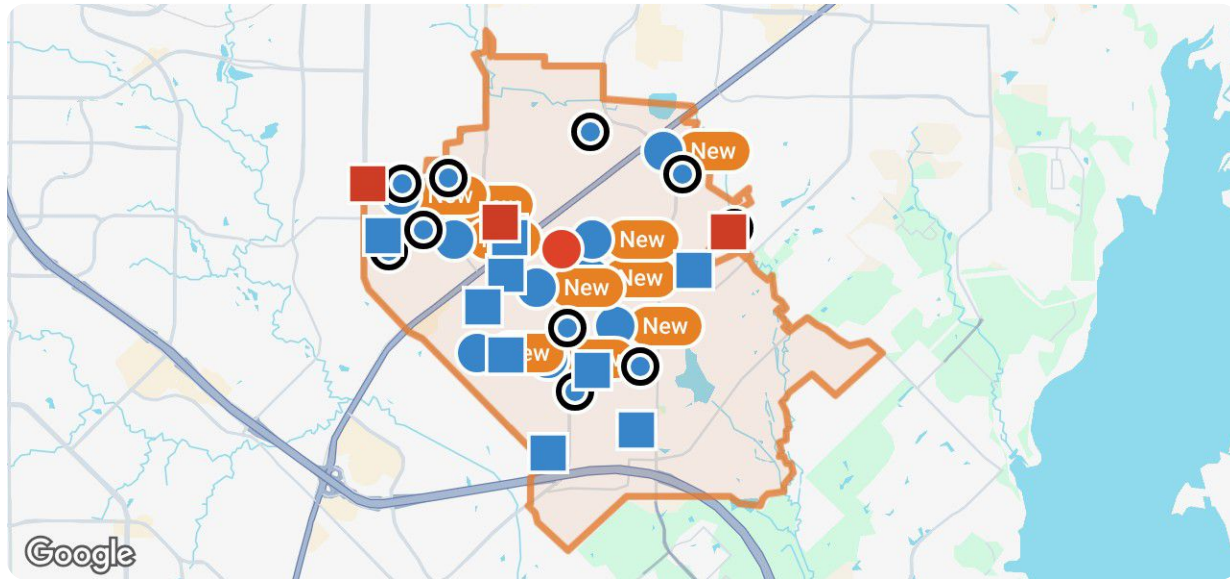
Property Types: Single Family, Condo/Townhouse/Apt

Property Features: Sale Price: Any, Lease Price: Any, Beds: Any, Baths: Any, Living Area: Any, Lot Size (acre): Any, Year Built: Any

Sachse, Texas

Summary

For Sale Activity in the Last 3 Months



Legend

- For Sale
- For Sale Pending
- Distressed For Sale or Lease
- Recently Closed
- Distressed

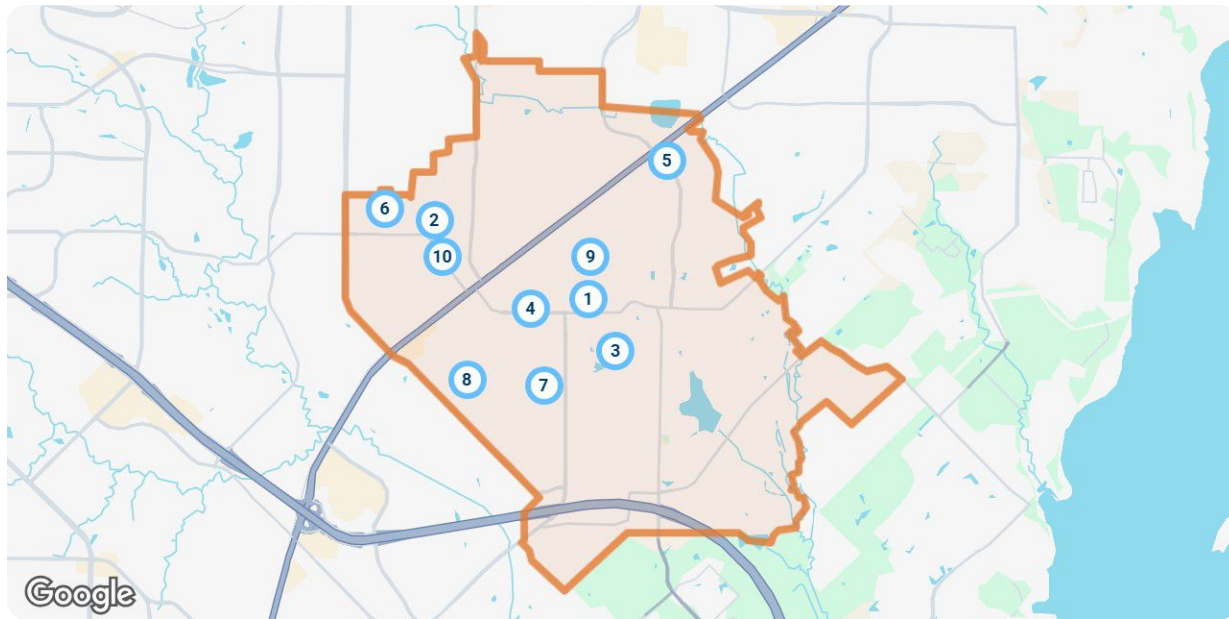
	New	Pending	Closed	Distressed
Number of Properties	10	10	10	4
Lowest Listing Price / Est.Value	\$246,000	\$250,000	\$277,500	\$264,000
Median Listing Price / Est.Value	\$422,450	\$444,500	\$378,500	\$334,540
Highest Listing Price / Est.Value	\$715,000	\$710,000	\$485,000	\$520,700
Average Price / sqft	\$190	\$198	\$205	\$213
Median Price / sqft	\$183	\$200	\$204	\$213
Average Days in RPR	2	25	32	43
Median Days in RPR	2	23	16	43
Total Volume	\$4,363,695	\$4,736,999	\$3,439,723	\$1,453,780
Source	Listings	Listings	Public Records & Listings	Public Records & Listings



Market Activity Breakdown






New






Source: Listings



Legend

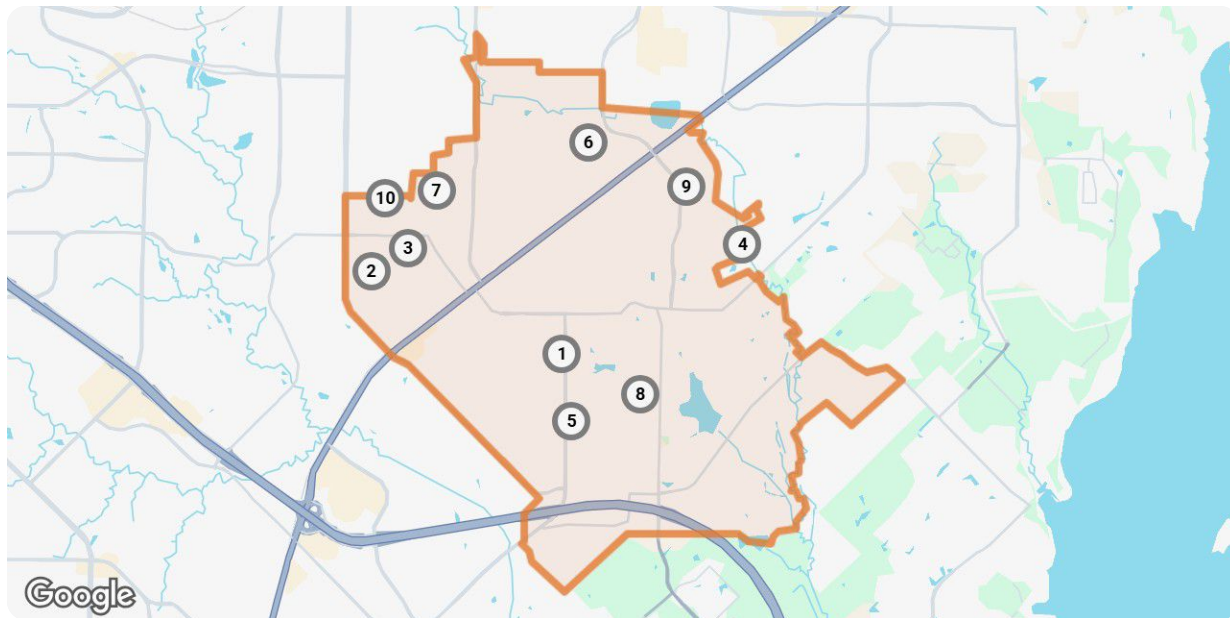
● Active For Sale

New: 10 properties		Property Type	Beds / Baths	Living Area (sq ft)	Lot Size	Year Built	List Date / Days in RPR	List Price / \$ Per Sq Ft
1	 <p>4607 Canvasback Ln Sachse, TX 75048 MLS ID: 21293879 ● Active / For Sale</p> <p><i>Listing Courtesy of NOVARA Realty Texas</i></p>	Single Family	4/3	2,361	8,407 sqft	2002	6/5/2026 1 day	\$419,900 \$178/sq ft
2	 <p>6905 Foxglove Trl Sachse, TX 75048 MLS ID: 21291362 ● Active / For Sale</p> <p><i>Listing Courtesy of Hometiva</i></p>	Single Family	4/4	2,725	9,452 sqft	1993	6/5/2026 1 day	\$449,900 \$165/sq ft
3	 <p>5115 Live Oak Dr Sachse, TX 75048 MLS ID: 21290545 ● Active / For Sale</p> <p><i>Listing Courtesy of Allie Beth Allman & Assoc.</i></p>	Single Family	5/4	3,776	0.32 acres	2013	6/5/2026 1 day	\$715,000 \$189/sq ft
4	 <p>3517 Sachse Rd Sachse, TX 75048 MLS ID: 21283075 ● Active / For Sale</p> <p><i>Listing Courtesy of Gem Realty</i></p>	Single Family	3/3	1,951	0.44 acres	1984	6/5/2026 1 day	\$509,900 \$261/sq ft
5	 <p>8012 Vista Creek Ln Sachse, TX 75048 MLS ID: 21290522 ● Active / For Sale</p> <p><i>Listing Courtesy of Coldwell Banker Apex, REALTORS</i></p>	Single Family	4/3	2,908	6,969 sqft	2011	6/5/2026 1 day	\$510,000 \$175/sq ft

New: 10 properties		Property Type	Beds / Baths	Living Area (sq ft)	Lot Size	Year Built	List Date / Days in RPR	List Price / \$ Per Sq Ft
6	 <p>1510 Cisco St Sachse, TX 75048 MLS ID: 21291419 ● Active / For Sale</p> <p><i>Listing Courtesy of Monument Realty</i></p>	Single Family	3/2	1,624	10,018 sqft	1983	6/4/2026 2 days	\$349,000 \$215/sq ft
7	 <p>3725 Rosewood Ln Sachse, TX 75048 MLS ID: 21292339 ● Active / For Sale</p> <p><i>Listing Courtesy of Homezu.com of Texas</i></p>	Single Family	3/2	2,005	7,143 sqft	2001	6/4/2026 2 days	\$379,000 \$189/sq ft
8	 <p>2704 Pennington Dr Sachse, TX 75048 MLS ID: 21288296 ● Active / For Sale</p> <p><i>Listing Courtesy of Vivo Realty</i></p>	Single Family	3/2	1,610	7,187 sqft	2004	6/3/2026 3 days	\$359,995 \$224/sq ft
9	 <p>4516 Parkdale Cir Sachse, TX 75048 MLS ID: 21288526 ● Active / For Sale</p> <p><i>Listing Courtesy of Hunter Dehn Realty</i></p>	Single Family	5/4	2,912	0.43 acres	1984	6/2/2026 4 days	\$425,000 \$146/sq ft
10	 <p>2321 3rd St Sachse, TX 75048 MLS ID: 21292473 ● Active / For Sale</p> <p><i>Listing Courtesy of VIP Realty</i></p>	Single Family	3/2	1,609	9,780 sqft	2015	6/1/2026 5 days	\$246,000 \$153/sq ft

Pending

Source: Listings

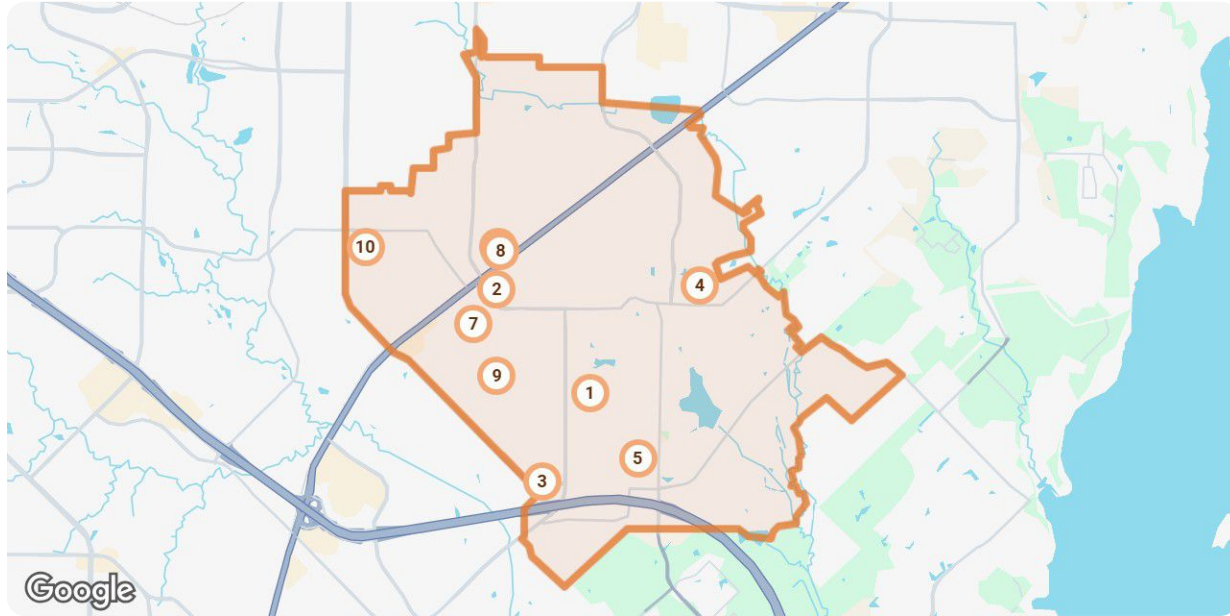


Pending: 10 properties		Property Type	Beds / Baths	Living Area (sq ft)	Lot Size / Year Built	List Date	List Price / \$ Per Sq Ft	Pending Date / Days in RPR
1	 <p>5006 Astor Trl Sachse, TX 75048 MLS ID: 21269464 ● Pending / For Sale</p> <p><i>Listing Courtesy of Keller Williams Realty DPR</i></p>	Single Family	3/2	1,994	5,532 sqft 2004	5/13/2026	\$449,000 \$225/sq ft	6/2/2026 20 days
2	 <p>1522 Bonanza Ct Sachse, TX 75048 MLS ID: 21243834 ● Pending / For Sale</p> <p><i>Listing Courtesy of Mark Spain Real Estate</i></p>	Single Family	3/3	2,244	0.38 acres 1992	4/18/2026	\$500,000 \$223/sq ft	6/2/2026 45 days
3	 <p>1803 Cartwright Dr Sachse, TX 75048 MLS ID: 21241714 ● Pending / For Sale</p> <p><i>Listing Courtesy of Findingahouse.com LLC</i></p>	Single Family	3/2	2,250	1.02 acres 1973	4/16/2026	\$429,000 \$191/sq ft	5/30/2026 44 days
4	 <p>6524 Briar Lake Trl Sachse, TX 75048 MLS ID: 21257100 ● Pending / For Sale</p> <p><i>Listing Courtesy of The Nicholas Group</i></p>	Single Family	4/3	2,573	6,316 sqft 2003	5/1/2026	\$439,999 \$171/sq ft	5/28/2026 27 days
5	 <p>4309 Haverhill Ln Sachse, TX 75048 MLS ID: 21278878 ● Pending / For Sale</p> <p><i>Listing Courtesy of Jeanie Marten Real Estate</i></p>	Single Family	3/2	1,322	10,062 sqft 1991	5/22/2026	\$250,000 \$189/sq ft	5/27/2026 5 days
6	 <p>4528 Forest Glen Ct Sachse, TX 75048 MLS ID: 21277491 ● Pending / For Sale</p> <p><i>Listing Courtesy of Keller Williams Realty DPR</i></p>	Single Family	4/2	2,613	0.3 acres 2006	5/21/2026	\$545,000 \$209/sq ft	5/26/2026 5 days
7	 <p>7204 Crane Dr Sachse, TX 75048 MLS ID: 21278158 ● Pending / For Sale</p> <p><i>Listing Courtesy of Solvent Realty Group</i></p>	Single Family	6/4	3,824	10,018 sqft 2005	5/21/2026	\$649,000 \$170/sq ft	5/25/2026 4 days
8	 <p>5309 Savanna St Sachse, TX 75048 MLS ID: 21225906 ● Pending / For Sale</p> <p><i>Listing Courtesy of DHS Realty</i></p>	Single Family	4/4	4,915	10,018 sqft 2015	4/2/2026	\$710,000 \$144/sq ft	5/23/2026 51 days
9	 <p>7306 Vista Ridge Ln Sachse, TX 75048 MLS ID: 21232361 ● Pending / For Sale</p> <p><i>Listing Courtesy of Coldwell Banker Apex, REALTORS</i></p>	Single Family	3/2	1,876	6,969 sqft 1998	4/30/2026	\$420,000 \$224/sq ft	5/23/2026 23 days
10	 <p>1515 Eastland Cir Sachse, TX 75048 MLS ID: 21277094 ● Pending / For Sale</p> <p><i>Listing Courtesy of Keller Williams Central</i></p>	Single Family	3/2	1,480	0.25 acres 1984	5/22/2026	\$345,000 \$233/sq ft	5/22/2026 - days

Sachse, Texas

Closed

Source: Public Records and Listings



Legend

● Closed

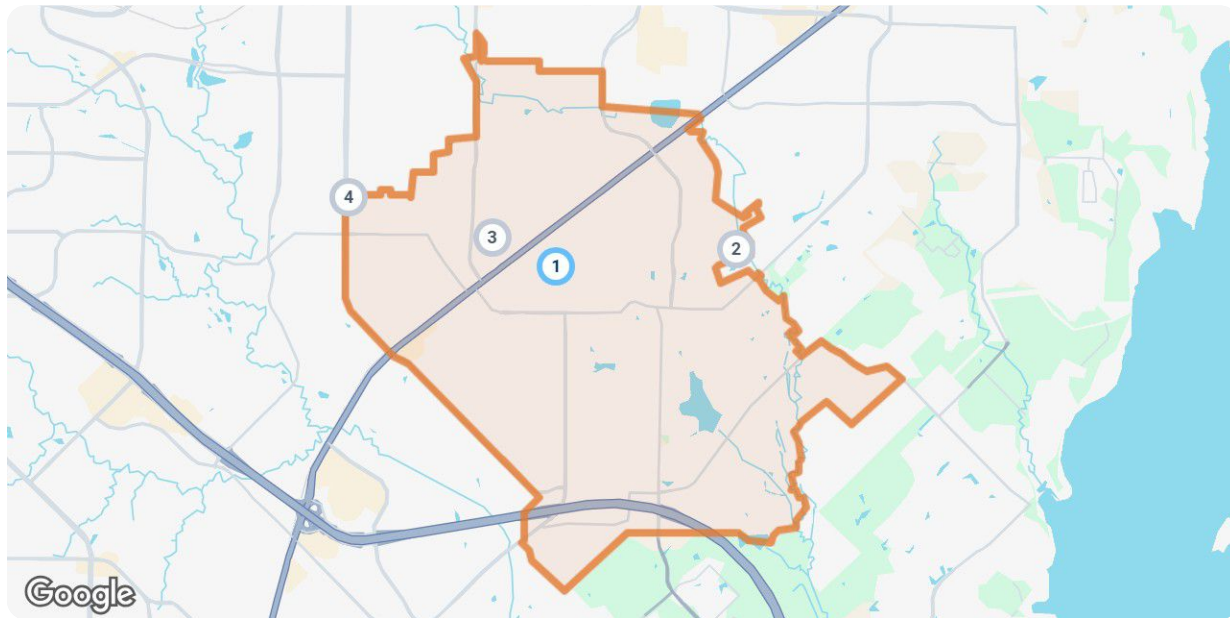
Closed: 10 properties		Property Type	Beds / Baths	Living Area (sq ft)	Lot Size / Year Built	Closed Date / Days in RPR	Closed Price / \$ Per Sq Ft	List to Sold Price %
1	 <p>4516 Harvest Ln Sachse, TX 75048 MLS ID: 21242007 Closed / For Sale <i>Courtesy of Jeanie Marten Real Estate</i></p>	Single Family	3/3	2,503	8,755 sqft 2004	6/5/2026 24 days	\$419,823 \$168/sq ft	-
2	 <p>5824 Boone St Sachse, TX 75048 MLS ID: 21252477 Closed / For Sale <i>Courtesy of Keller Williams Realty DPR</i></p>	Single Family	3/2	1,632	7,797 sqft 1967	6/2/2026 2 days	\$300,000 \$184/sq ft	↑ 0.03%
3	 <p>3814 Remington Ct Sachse, TX 75048 MLS ID: 21161319 Closed / For Sale <i>Courtesy of Ebby Halliday, REALTORS</i></p>	Single Family	3/2	1,610	8,886 sqft 2001	6/2/2026 7 days	\$347,900 \$216/sq ft	↑ 0.87%
4	 <p>5915 Fieldcrest Ln Sachse, TX 75048 MLS ID: 21254525 Closed / For Sale <i>Courtesy of eXp Realty LLC</i></p>	Single Family	4/2	2,294	7,056 sqft 2000	6/1/2026 14 days	\$467,000 \$204/sq ft	↓ 0.51%
5	 <p>3505 Central Blvd Sachse, TX 75048 MLS ID: 21092157 Closed / For Sale <i>Courtesy of Majors Keys LLC</i></p>	Single Family	4/3	2,161	3,789 sqft 2021	5/29/2026 143 days	\$485,000 \$224/sq ft	↓ 3%



Closed: 10 properties		Property Type	Beds / Baths	Living Area (sq ft)	Lot Size / Year Built	Closed Date / Days in RPR	Closed Price / \$ Per Sq Ft	List to Sold Price %
	3207 Tina St Sachse, TX 75048 MLS ID: 21254795 ■ Closed / For Sale <i>Courtesy of Legacy Buyer Partners</i>	Single Family	3/2	1,302	7,710 sqft / 1984	5/29/2026 / 4 days	\$299,000 / \$230/sq ft	-
	5109 Brookview Dr Sachse, TX 75048 ■ Closed / Public Record	Single Family	3/2	1,222	8,820 sqft / 1982	5/28/2026 / - days	- / \$241/sq ft	-
	3136 Tina St Sachse, TX 75048 MLS ID: 21254288 ■ Closed / For Sale <i>Courtesy of Barnhart Realty Group</i>	Single Family	3/2	1,380	8,407 sqft / 1984	5/28/2026 / 16 days	\$277,500 / \$201/sq ft	↓ 3.98%
	3304 Cedar Brook Ct Sachse, TX 75048 MLS ID: 21236523 ■ Closed / For Sale <i>Courtesy of Scout RE Texas</i>	Single Family	3/2	1,913	0.28 acres / 1999	5/27/2026 / 22 days	\$378,500 / \$198/sq ft	↓ 0.26%
	6408 Hilltop Trl Sachse, TX 75048 MLS ID: 21205593 ■ Closed / For Sale <i>Courtesy of Legacy Buyer Partners</i>	Single Family	3/2	2,150	1 acre / 1979	5/27/2026 / 57 days	\$465,000 / \$216/sq ft	↓ 15.45%

Distressed





Source: Public Records and Listings



Legend

- Active For Sale
- Off Market, Hold, Withdrawn, Expired, or Canceled

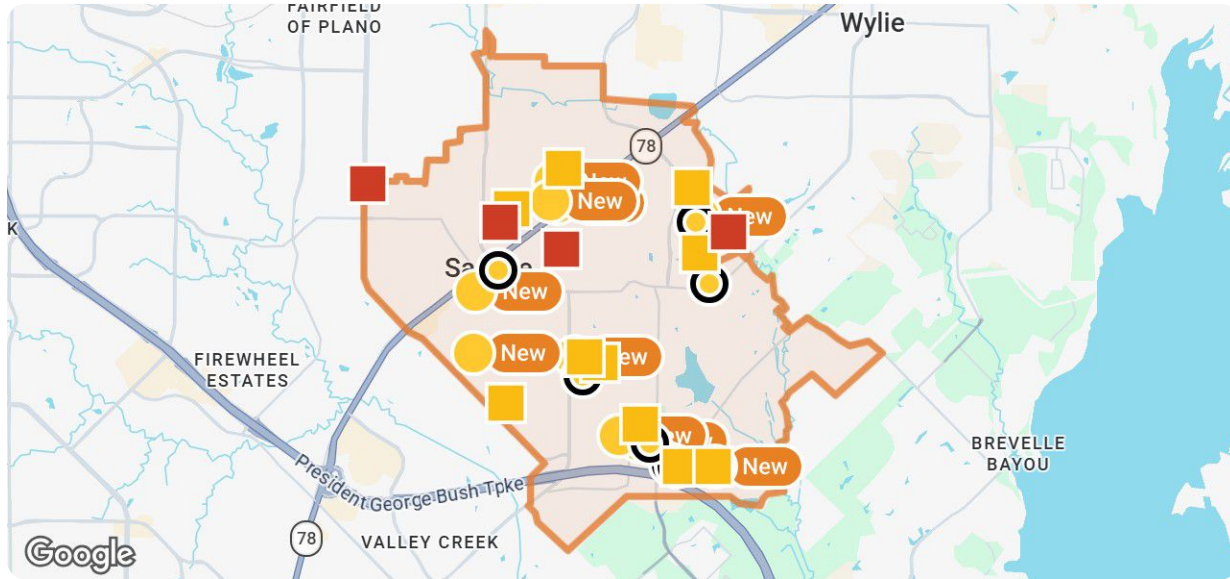
Sachse, Texas

Distressed: 4 properties		Property Type	Beds / Baths	Living Area (sq ft)	Lot Size / Year Built	List Date / Days in RPR	List Price / \$ Per Sq Ft	Distressed Date / Type
1	 <p>4022 William St Sachse, TX 75048 MLS ID: 21248246 ● Active / For Sale</p> <p><i>Listing Courtesy of REKconnection, LLC</i></p>	Single Family	3/2	1,348	9,104 sqft 1983	4/24/2026 43 days	\$264,000 \$196/sq ft	3/16/2026 Standard Sale
2	 <p>6503 Holly Crest Ln Sachse, TX 75048 ■ Off Market / Public Record</p>	Single Family	3/2	1,643	4,494 sqft 2003	- - days	- \$231/sq ft	3/12/2026 Notice of Foreclosure Sale
3	 <p>3211 Kellie St Sachse, TX 75048 ■ Off Market / Public Record</p>	Single Family	3/2	1,166	6,450 sqft 1985	- - days	- \$248/sq ft	3/26/2026 Notice of Foreclosure Sale
4	 <p>7019 Westside Pl Sachse, TX 75048 ■ Off Market / Public Record</p>	Single Family	4/3	2,968	- 1999	- - days	- \$175/sq ft	5/12/2026 Notice of Foreclosure Sale

Sachse, Texas

Summary

For Lease Activity in the Last 3 Months

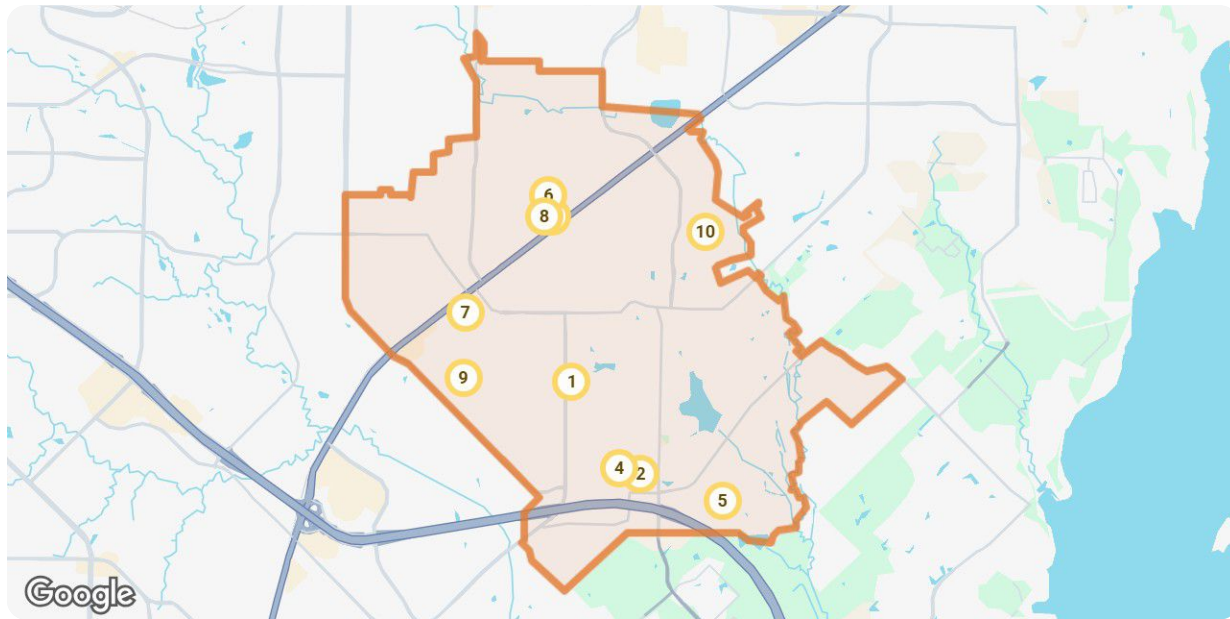


	New	Pending	Closed	Distressed
Number of Properties	10	7	10	4
Lowest Listing Price / Est.Value	\$1,595	\$995	\$2,400	\$280,080
Median Listing Price / Est.Value	\$3,000	\$2,400	\$2,500	\$334,540
Highest Listing Price / Est.Value	\$3,200	\$3,000	\$3,100	\$520,700
Average Price / sqft	\$1	\$1	\$1	\$216
Median Price / sqft	\$1	\$1	\$1	\$219
Average Days in RPR	7	47	54	-
Median Days in RPR	4	13	58	-
Total Volume	\$27,340	\$16,185	\$26,140	\$1,469,860
Source	Listings	Listings	Public Records & Listings	Public Records & Listings

Market Activity Breakdown

New

Source: Listings



Legend

● Active For Lease

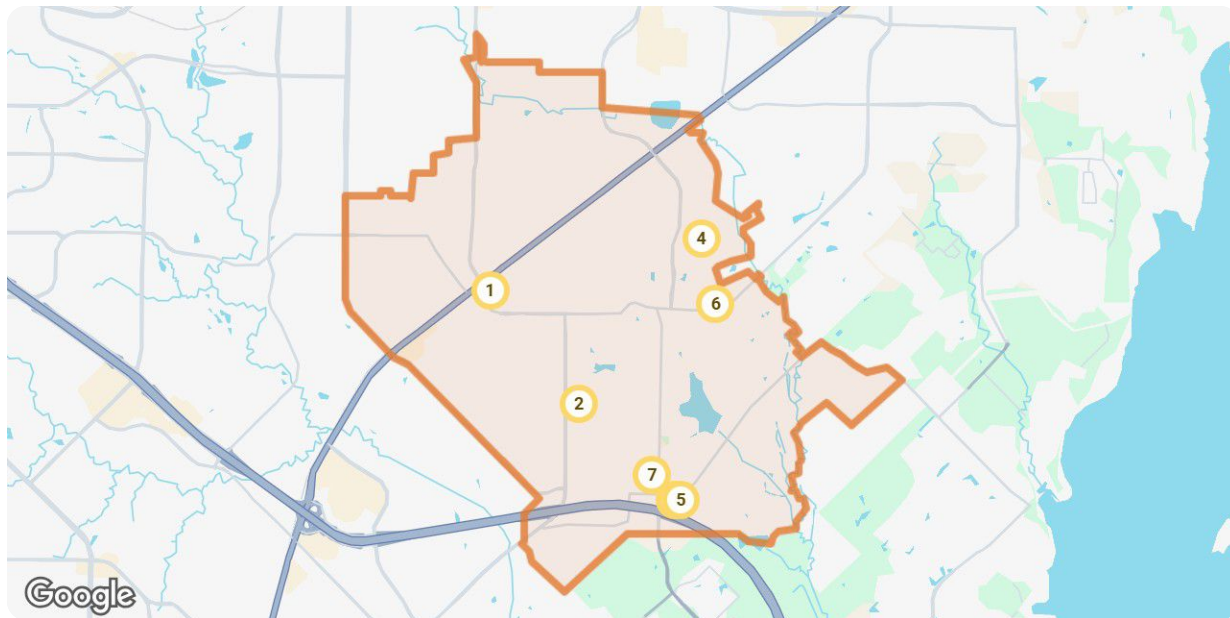
New: 10 properties		Property Type	Beds / Baths	Living Area (sq ft)	Lot Size	Year Built	List Date / Days in RPR	List Price / \$ Per Sq Ft
1	 <p>4512 Shade Tree Ct Sachse, TX 75048 MLS ID: 21292995 ● Active / For Lease <i>Courtesy of Beam Real Estate, LLC</i></p>	Single Family	3/2	1,935	8,145 sqft	2003	6/5/2026 1 day	\$2,495 mo. \$1/sq ft
2	 <p>3309 Penn Blvd Sachse, TX 75048 MLS ID: 21291868 ● Active / For Lease <i>Courtesy of Avani Texas Realty LLC</i></p>	Single Family	3/3	2,054	4,356 sqft	2022	6/4/2026 2 days	\$3,000 mo. \$1/sq ft
3	 <p>4109 Hackney Springs Ln Sachse, TX 75048 MLS ID: 21292665 ● Active / For Lease <i>Courtesy of OnDemand Realty</i></p>	Single Family	4/3	2,650	3,485 sqft	2021	6/3/2026 3 days	\$3,200 mo. \$1/sq ft
4	 <p>3402 Pacific Way Sachse, TX 75048 MLS ID: 21291129 ● Active / For Lease <i>Courtesy of Grace Chen</i></p>	Single Family	4/3	2,447	3,789 sqft	2023	6/3/2026 3 days	\$3,000 mo. \$1/sq ft
5	 <p>6619 Baritone Ct Sachse, TX 75048 MLS ID: 21288305 ● Active / For Lease <i>Courtesy of HSN Realty LLC</i></p>	Condo/Townhouse/Apt.	3/3	1,994	2,787 sqft	2024	6/2/2026 4 days	\$2,600 mo. \$1/sq ft








Sachse, Texas

New: 10 properties		Property Type	Beds / Baths	Living Area (sq ft)	Lot Size	Year Built	List Date / Days in RPR	List Price / \$ Per Sq Ft
6	 <p>7213 Bronco Blf Sachse, TX 75048 MLS ID: 21289531 ● Active / For Lease</p> <p><i>Courtesy of Beam Real Estate, LLC</i></p>	Single Family	4/4	2,853	5,401 sqft	2021	6/2/2026 4 days	\$3,100 mo. \$1/sq ft
7	 <p>5510 Brookview Ct Sachse, TX 75048 MLS ID: 21281293 ● Active / For Lease</p> <p><i>Courtesy of Salman Rashid Tabani</i></p>	Condo/Townhouse/Apt.	2/2	1,000	9,975 sqft	1984	5/28/2026 9 days	\$1,595 mo. \$2/sq ft
8	 <p>4001 Hackney Springs Ln Sachse, TX 75048 MLS ID: 21282240 ● Active / For Lease</p> <p><i>Courtesy of OnDemand Realty</i></p>	Single Family	3/3	2,445	4,617 sqft	2021	5/26/2026 11 days	\$3,050 mo. \$1/sq ft
9	 <p>2616 Pennington Dr Sachse, TX 75048 MLS ID: 21279689 ● Active / For Lease</p> <p><i>Courtesy of Ahmet Konuk</i></p>	Single Family	4/2	1,828	6,621 sqft	2005	5/23/2026 14 days	\$3,000 mo. \$2/sq ft
10	 <p>6823 Woodcrest Ln Sachse, TX 75048 MLS ID: 21272654 ● Active / For Lease</p> <p><i>Courtesy of Ahmet Konuk</i></p>	Single Family	4/2	1,851	7,840 sqft	2001	5/15/2026 22 days	\$2,300 mo. \$1/sq ft

Pending

Source: Listings

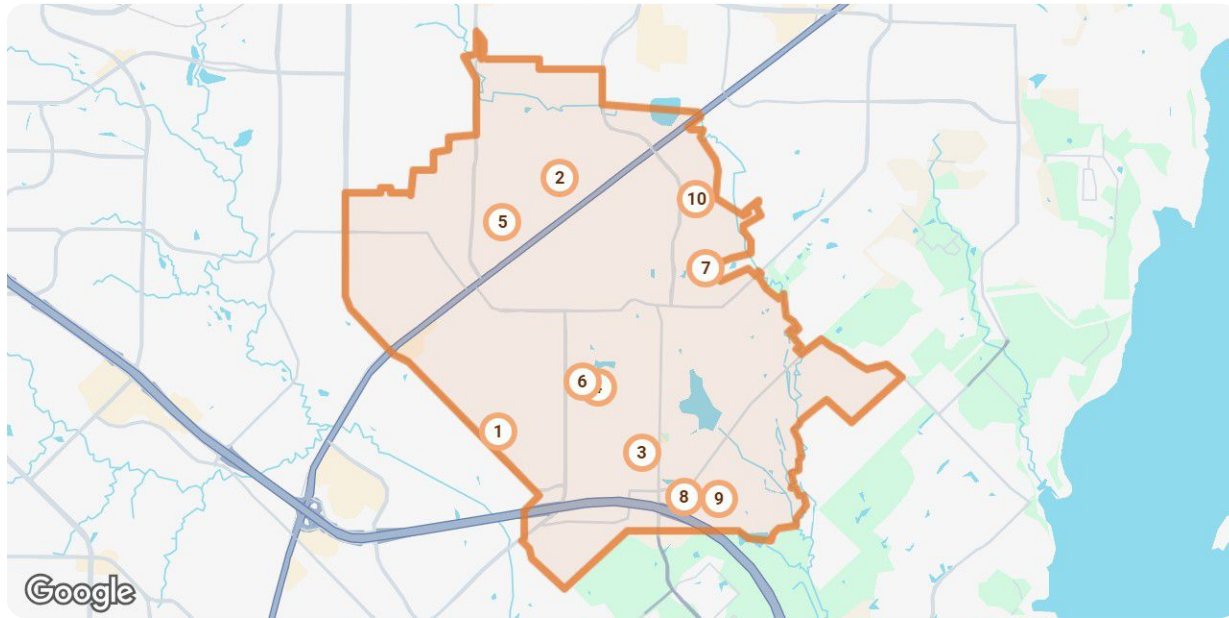


Pending: 7 properties		Property Type	Beds / Baths	Living Area (sq ft)	Lot Size / Year Built	List Date	List Price / \$ Per Sq Ft	Pending Date / Days in RPR
1	 <p>3100 5th St Sachse, TX 75048 MLS ID: 21212675 ● Pending / For Lease</p> <p><i>Courtesy of VP Realty Services</i></p>	Condo/Townhouse/Apt.	1/1	792	0.6 acres / 1973	3/18/2026	\$995 mo. / \$1/sq ft	5/25/2026 / 68 days
2	 <p>4424 Maple Shade Ave Sachse, TX 75048 MLS ID: 21246070 ● Pending / For Lease</p> <p><i>Courtesy of Grand Ark LLC</i></p>	Single Family	3/2	2,091	8,581 sqft / 2000	4/27/2026	\$2,395 mo. / \$1/sq ft	5/22/2026 / 25 days
3	 <p>3014 Opera Way Sachse, TX 75048 MLS ID: 21097251 ● Pending / For Lease</p> <p><i>Courtesy of Coldwell Banker Apex, Realtors</i></p>	Condo/Townhouse/Apt.	3/3	1,969	1,916 sqft / 2023	10/31/2025	\$2,400 mo. / \$1/sq ft	5/17/2026 / 198 days
4	 <p>6803 Woodcrest Ln Sachse, TX 75048 MLS ID: 21257186 ● Pending / For Lease</p> <p><i>Courtesy of Integrity Plus Realty LLC</i></p>	Single Family	4/2	2,056	6,708 sqft / 2001	5/1/2026	\$2,350 mo. / \$1/sq ft	5/14/2026 / 13 days
5	 <p>5909 Baritone Ct Sachse, TX 75048 MLS ID: 21228989 ● Pending / For Lease</p> <p><i>Courtesy of ROOMD LLC</i></p>	Condo/Townhouse/Apt.	3/3	1,950	2,221 sqft / 2023	4/4/2026	\$2,595 mo. / \$1/sq ft	4/13/2026 / 9 days
6	 <p>6227 Meadowcrest Ln Sachse, TX 75048 MLS ID: 21220271 ● Pending / For Lease</p> <p><i>Courtesy of United Real Estate</i></p>	Single Family	4/3	2,897	7,013 sqft / 2003	3/29/2026	\$3,000 mo. / \$1/sq ft	4/5/2026 / 7 days
7	 <p>5514 Union St Sachse, TX 75048 MLS ID: 21209268 ● Pending / For Lease</p> <p><i>Courtesy of Kimberly Adams Realty</i></p>	Condo/Townhouse/Apt.	3/3	1,969	1,655 sqft / 2021	3/15/2026	\$2,450 mo. / \$1/sq ft	3/23/2026 / 8 days

Sachse, Texas

Closed

Source: Public Records and Listings



Legend

● Closed

Closed: 10 properties		Property Type	Beds / Baths	Living Area (sq ft)	Lot Size / Year Built	Closed Date / Days in RPR	Closed Price / \$ Per Sq Ft	List to Sold Price %
1	 <p>3401 Rosewood Ln Sachse, TX 75048 MLS ID: 21248541 ■ Closed / For Lease <i>Courtesy of Citiwide Properties Corp.</i></p>	Single Family	4/2	2,015	10,062 sqft 2016	6/5/2026 34 days	- \$1/sq ft	-
2	 <p>4134 Caprock Canyon Rd Sachse, TX 75048 MLS ID: 21221901 ■ Closed / For Lease <i>Courtesy of Fathom Realty LLC</i></p>	Single Family	4/4	2,971	5,270 sqft 2020	6/1/2026 53 days	- \$1/sq ft	-
3	 <p>5314 Depot Dr Sachse, TX 75048 MLS ID: 21207523 ■ Closed / For Lease <i>Courtesy of Keller Williams Legacy</i></p>	Single Family	3/3	2,040	4,051 sqft 2021	6/1/2026 63 days	- \$1/sq ft	-
4	 <p>4606 Rosewood Ln Sachse, TX 75048 MLS ID: 21216233 ■ Closed / For Lease <i>Courtesy of Mercedes Realtors</i></p>	Single Family	3/2	1,854	8,398 sqft 2003	6/1/2026 70 days	- \$1/sq ft	-
5	 <p>3433 Ingram Rd Sachse, TX 75048 MLS ID: 21180983 ■ Closed / For Lease <i>Courtesy of DFW Home</i></p>	Single Family	4/3	2,585	8,842 sqft 1999	5/31/2026 86 days	- \$1/sq ft	-

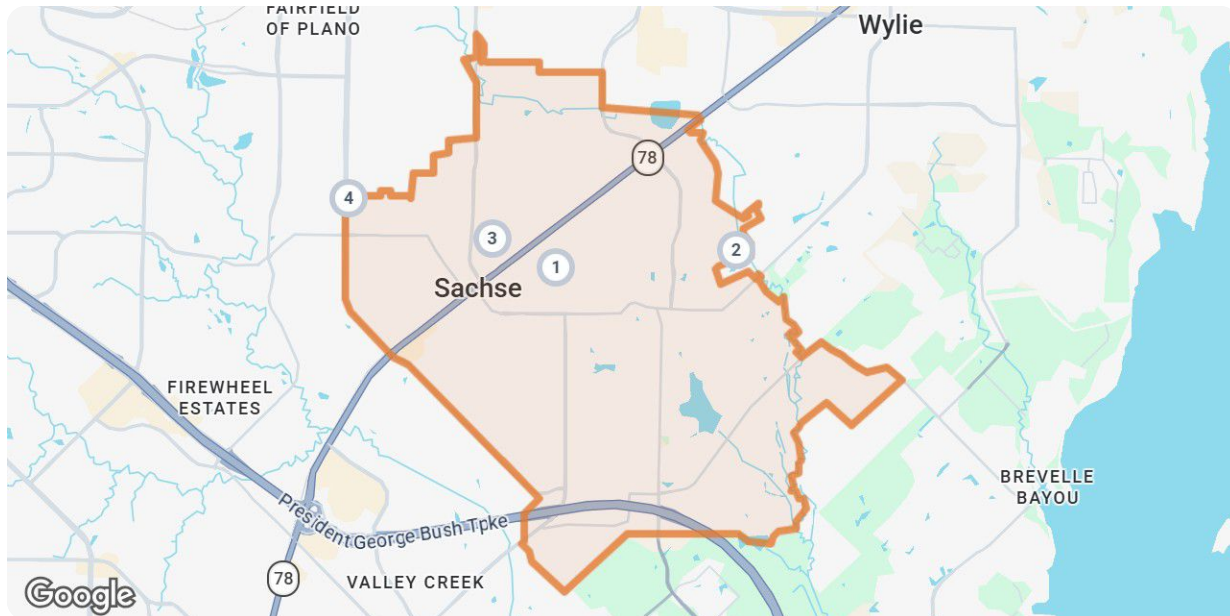


Sachse, Texas

Closed: 10 properties		Property Type	Beds / Baths	Living Area (sq ft)	Lot Size / Year Built	Closed Date / Days in RPR	Closed Price / \$ Per Sq Ft	List to Sold Price %
6	 <p>4509 Sawgrass Dr Sachse, TX 75048 MLS ID: 21232851 Closed / For Lease</p> <p><i>Courtesy of My City Real Estate LLC</i></p>	Single Family	4/2	1,968	6,054 sqft 2004	5/27/2026 49 days	- \$1/sq ft	-
7	 <p>6202 Crestmere Ln Sachse, TX 75048 MLS ID: 21189424 Closed / For Lease</p> <p><i>Courtesy of Plano Property Management</i></p>	Single Family	3/2	2,096	6,621 sqft 2002	5/26/2026 86 days	- \$1/sq ft	-
8	 <p>5929 Baritone Ct Sachse, TX 75048 MLS ID: 21196283 Closed / For Lease</p> <p><i>Courtesy of eXp Realty LLC</i></p>	Condo/Townhouse/Apt.	3/3	1,969	- 2023	5/24/2026 69 days	- \$1/sq ft	-
9	 <p>6535 Baritone Ct Sachse, TX 75048 MLS ID: 20981454 Closed / For Lease</p> <p><i>Courtesy of JPAR North Metro</i></p>	Condo/Townhouse/Apt.	3/3	1,969	653 sqft 2024	5/21/2026 14 days	- \$1/sq ft	-
10	 <p>7123 Lake Hill Trl Sachse, TX 75048 MLS ID: 21257182 Closed / For Lease</p> <p><i>Courtesy of The Michael Group</i></p>	Single Family	3/2	1,876	6,098 sqft 2000	5/20/2026 19 days	- \$1/sq ft	-

Distressed

Source: Public Records and Listings



Legend

- Off Market, Hold, Withdrawn, Expired, or Canceled



Sachse, Texas

Distressed: 4 properties		Property Type	Beds / Baths	Living Area (sq ft)	Lot Size / Year Built	List Date / Days in RPR	List Price / \$ Per Sq Ft	Distressed Date / Type
1	 <p>4022 William St Sachse, TX 75048 Off Market / Public Record</p>	Single Family	3/2	1,348	9,100 sqft 1983	- - days	- \$208/sq ft	3/16/2026 Notice of Foreclosure Sale
2	 <p>6503 Holly Crest Ln Sachse, TX 75048 Off Market / Public Record</p>	Single Family	3/2	1,643	4,494 sqft 2003	- - days	- \$231/sq ft	3/12/2026 Notice of Foreclosure Sale
3	 <p>3211 Kellie St Sachse, TX 75048 Off Market / Public Record</p>	Single Family	3/2	1,166	6,450 sqft 1985	- - days	- \$248/sq ft	3/26/2026 Notice of Foreclosure Sale
4	 <p>7019 Westside Pl Sachse, TX 75048 Off Market / Public Record</p>	Single Family	4/3	2,968	- 1999	- - days	- \$175/sq ft	5/12/2026 Notice of Foreclosure Sale

About RPR

- RPR® is the nation's largest property database, exclusively for REALTORS®. It empowers REALTORS® to help buyers and sellers make informed decisions, backed by a real estate database covering more than 160 million residential and commercial properties in the United States.
- RPR is a wholly owned subsidiary of the National Association of REALTORS® and a member benefit to REALTORS®.
- RPR's data sources range from MLSs and county-level tax and assessment offices, to the U.S. Census and FEMA, to specialty data set providers such as Esri (consumer data), Niche (school information) and Precisely (geographic boundaries).

Learn More

For more information about RPR, please visit RPR's public website: <https://blog.narrpr.com>

