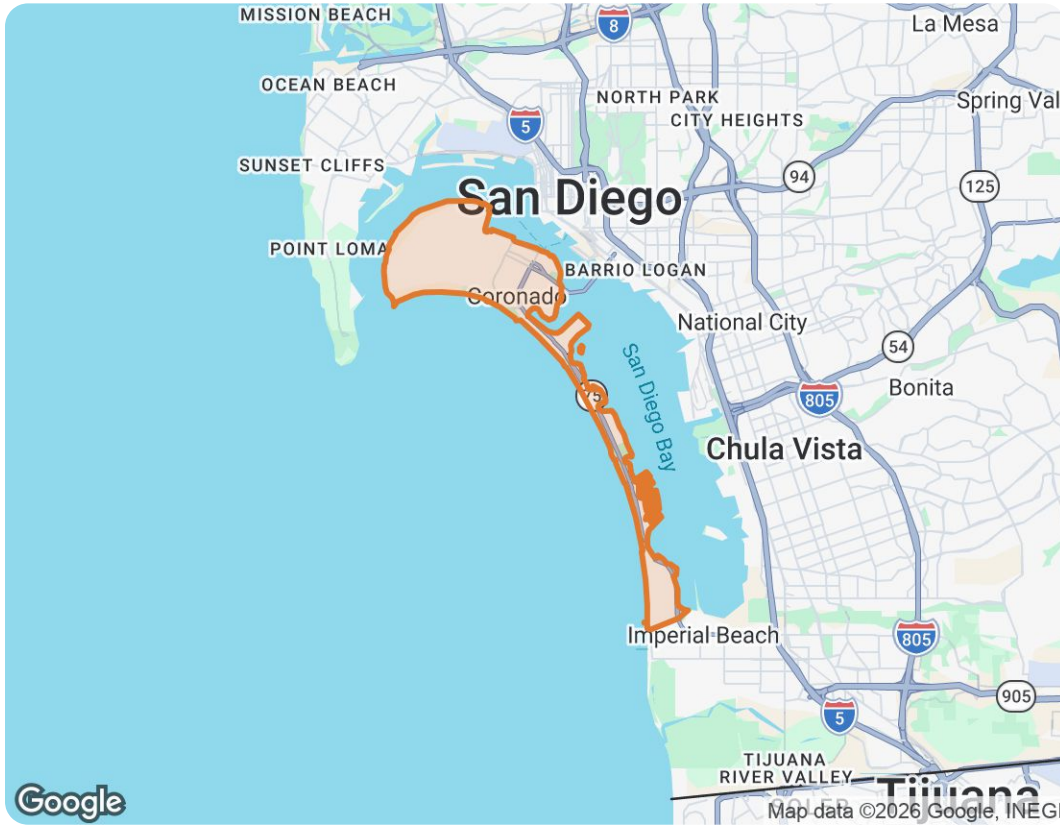


## Coronado, California



*The biggest buyer rebates and lowest selling fees in real estate – without sacrificing full-service support, 7 days a week.*

ShopProp Licensed CA, WA, HI, AZ, MI, TX, VA, CO

📞 Office (888) 821-0556

✉️ team@shopprop.com

🌐 www.shopprop.com

# Shop|Prop

ShopProp Inc.

# Market Trends

## Market Trends for Coronado, California

Single Family + Condo/Townhouse/Apt.

**April 2026**

### Market Type

**Seller's Market**

Balanced Market

Buyer's Market

### Key Details

<p>Months of Inventory</p> <p><b>5.05</b></p> <p>↑ 12.22% MoM</p>	<p>Sold to List Price %</p> <p><b>97.7%</b></p> <p>↑ 2.5% MoM</p>	<p>Median Days in RPR</p> <p><b>38</b></p> <p>↑ 65.22% MoM</p>	<p>Median Sold Price</p> <p><b>\$3,050,000</b></p> <p>↑ 39.32% MoM</p>
---	---	--	--

## May 2026 Median Estimated Property Value

Single Family + Condo/Townhouse/Apt.

This graphic displays property estimates for a market area and a subject property, where one has been selected. Estimated property values are generated by a valuation model and are not formal appraisals.

Source: Public records, and MLS sources where licensed

Update Frequency: Monthly

**Median Estimated Value**

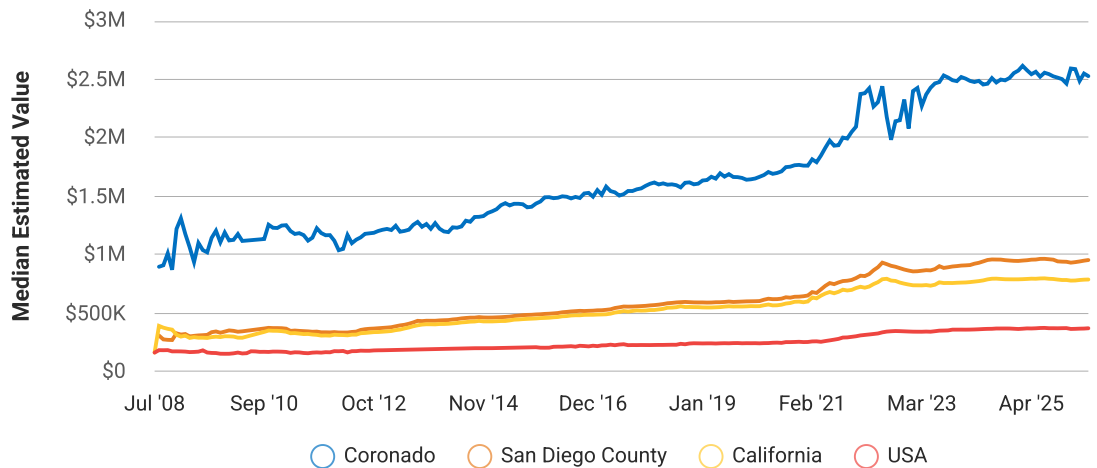
**\$2,527,740**

**Last Month Change**

**-0.9%**

**12 Month Change**

**-1.5%**



# Coronado, California

## April 2026 Active Listings

### Coronado, California

Single Family + Condo/Townhouse/Apt.

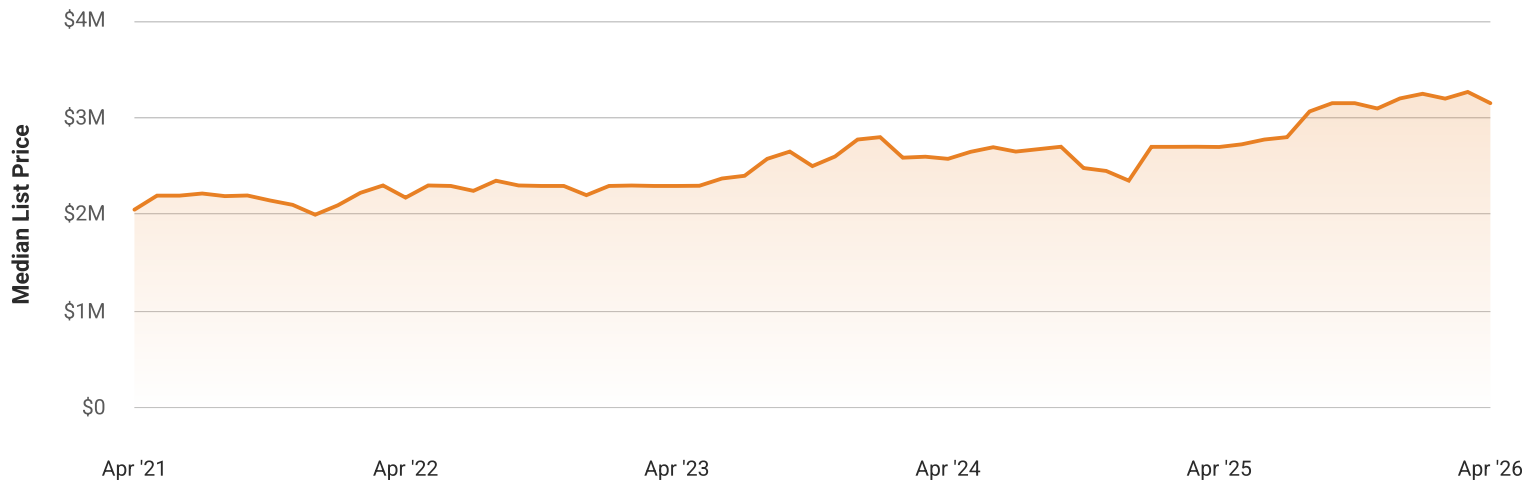
This graphic summarizes key statistics for properties that were in an active status on the last day of each month. RPR uses list date and a derived pending date to determine if the listing was active on the last day of the month. An end-of-month snapshot of active listings helps to understand inventory levels, price points and duration on the market.

Source: Listing sources

Update Frequency: Monthly

**Median List Price - \$3,150,000**

↓ 3.6% Month over Month



# Coronado, California

## April 2026 Sold Listings

### Coronado, California

Single Family + Condo/Townhouse/Apt.

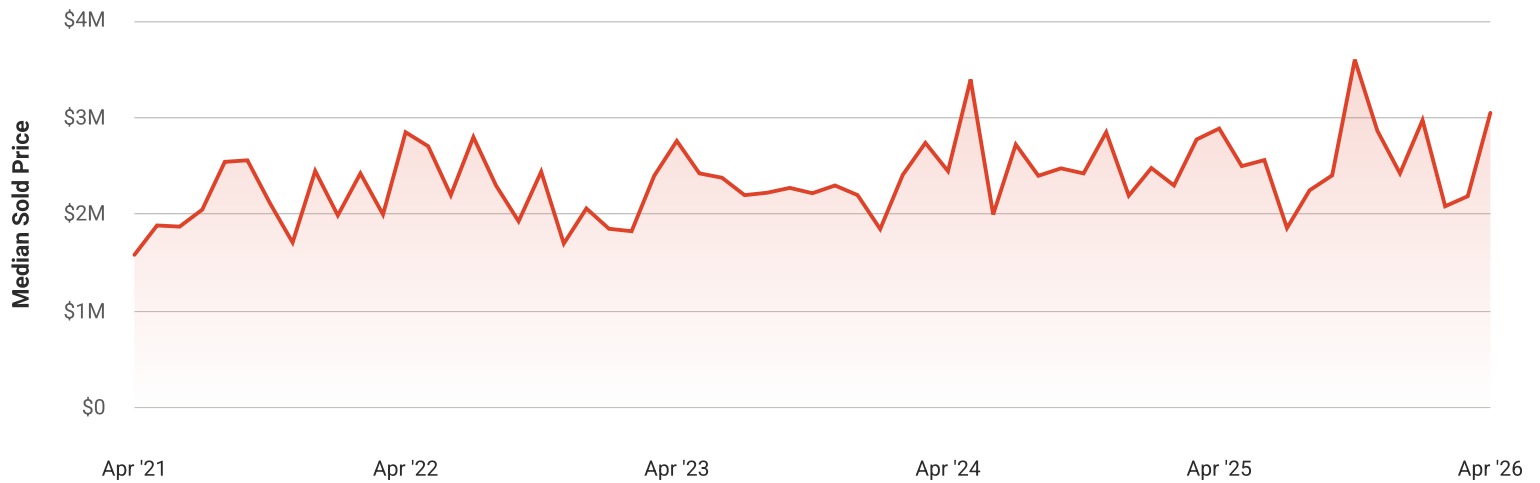
This graphic summarizes key statistics for properties that sold each month. RPR uses a derived sold date to determine when a property moved into a sold status within the given month. These statistics are important for understanding the price points on sold properties as well as the difference between the list price and sold price, which reveals whether buyers are paying over or under the asking price.

Source: Listing sources

Update Frequency: Monthly

**Median Sold Price - \$3,050,000**

↑ 39.3% Month over Month



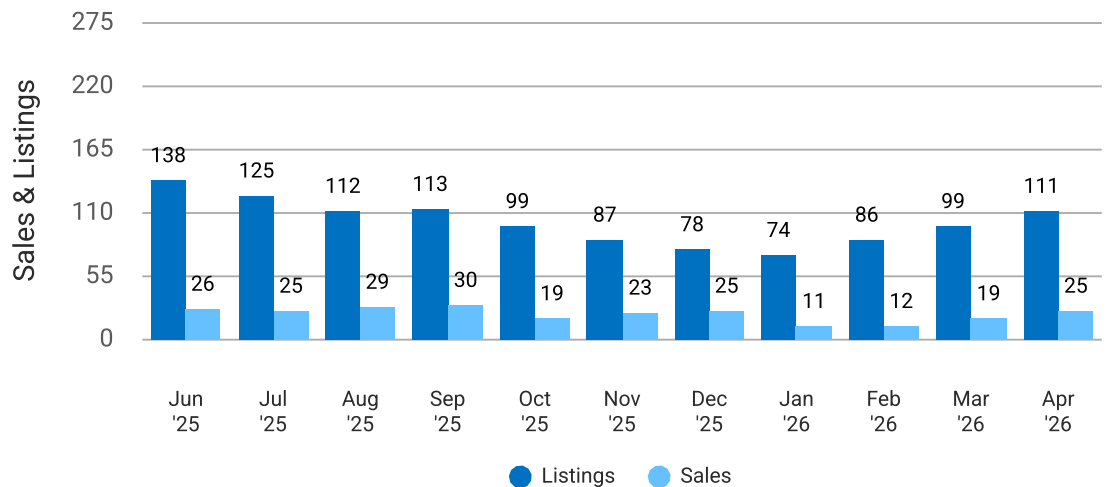
## Total Sales and Active Listings in Coronado, California

Single Family + Condo/Townhouse/Apt.

This graph compares the number of sales with the number of active listings in the local market.

Source: MLS data where licensed

Update Frequency: Monthly



# Coronado, California

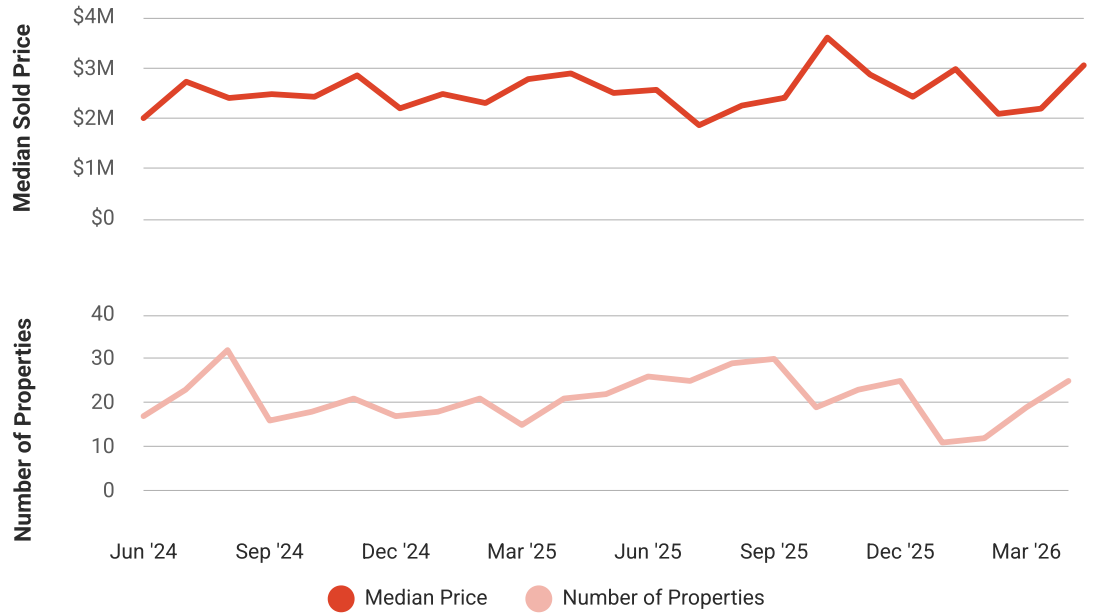
## Median Sold Price vs Sold Listings in Coronado, California

Single Family + Condo/Townhouse/Apt.

This chart compares the trend of median sold price and number of sold listings for the given location.

Source: Listing Data

Update Frequency: Monthly



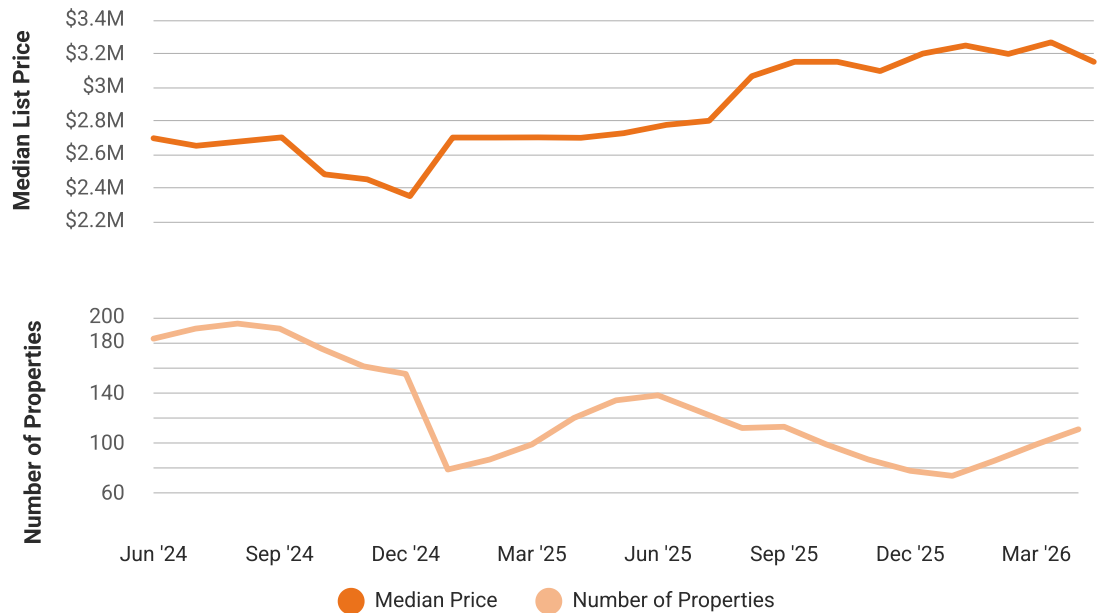
## Median List Price vs Active Listings in Coronado, California

Single Family + Condo/Townhouse/Apt.

This chart compares the trend of median list price and number of active properties for the given location.

Source: Listing Data

Update Frequency: Monthly



# Market Snapshot

## Value and Price Changes

	Current	Last Month	Last 3 Months	Last 12 Months	Last 24 Months	Last 36 Months
<b>Median Est. Property Value</b> Last Updated: 5/31/2026	\$2,527,740	\$2,550,040 -0.87%	\$2,588,110 -2.33%	\$2,565,040 -1.45%	\$2,456,070 +2.92%	\$2,427,940 +4.11%
<b>Median Sold Price</b> Last Updated: 4/30/2026	\$3,050,000	\$2,189,200 +39.32%	\$2,975,000 +2.52%	\$2,888,000 +5.61%	\$2,447,750 +24.6%	\$2,760,000 +10.51%
<b>Median List Price</b> Last Updated: 4/30/2026	\$3,150,000	\$3,266,000 -3.55%	\$3,247,000 -2.99%	\$2,697,500 +16.77%	\$2,575,000 +22.33%	\$2,295,000 +37.25%

**About this Data:** Because some brokerages may choose not to include their MLS listing content within the RPR platform, the analysis contained in this report may not have been created using all the available listing data within this geographical market. Median estimated property values are generated by a valuation model and are not formal appraisals. Valuations are based on public records and MLS data where licensed. The Metrics displayed here reflect **All Residential Single Family, Condo, Townhouse and Apartment properties** data.

# Market Activity

### Market Activity Filters

Sort Order: Date

Maximum Properties Per Change Type: 10

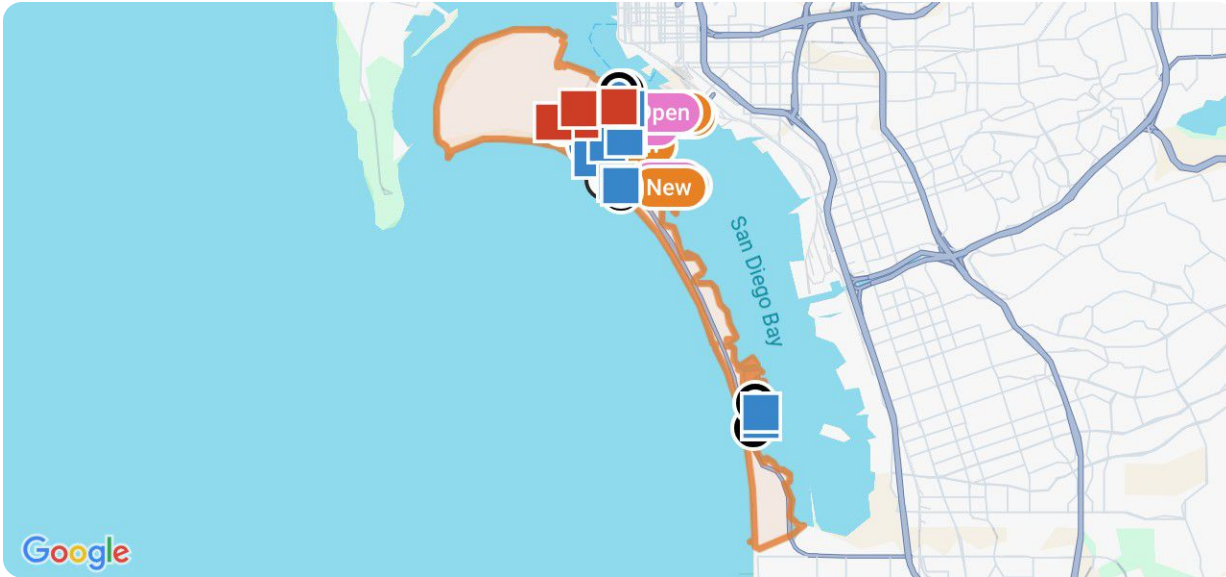
Change Types: New Listings, Pending, Closed, Distressed

Property Types: Single Family, Condo/Townhouse/Apt

Property Features: Sale Price: Any, Lease Price: Any, Beds: Any, Baths: Any, Living Area: Any, Lot Size (acre): Any, Year Built: Any

## Summary

For Sale Activity in the Last 3 Months



### Legend

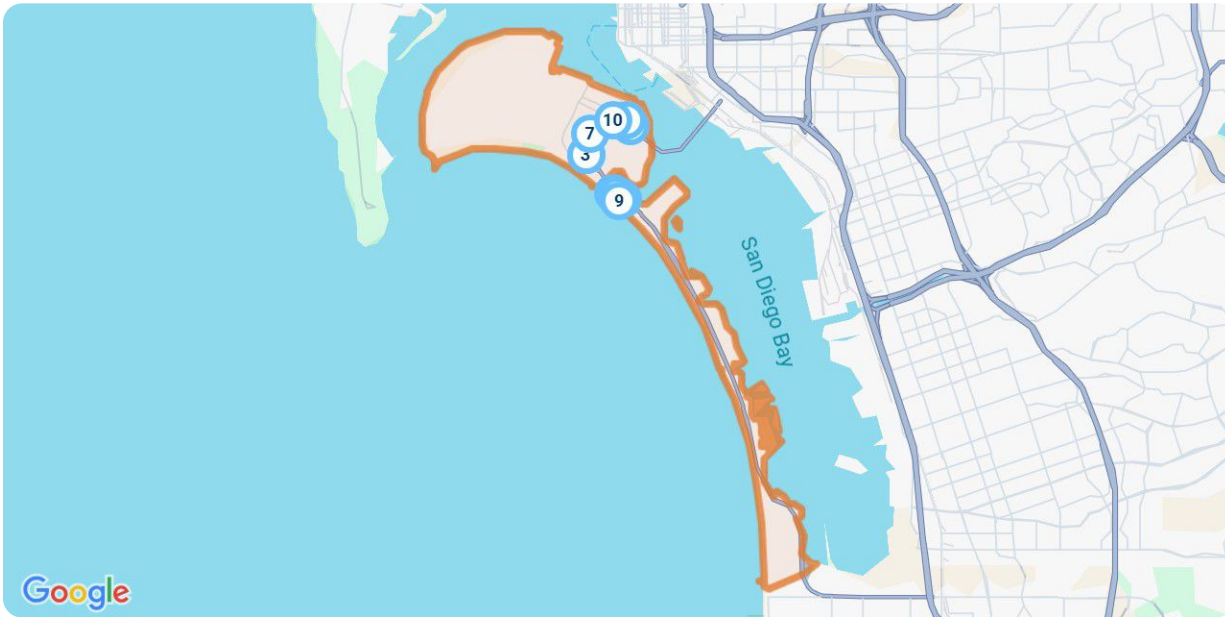
- For Sale
- For Sale Pending
- Recently Closed
- Distressed

	New	Pending	Closed	Distressed
Number of Properties	10	10	10	4
Lowest Listing Price / Est.Value	\$1,575,000	\$1,099,000	\$795,000	\$1,531,570
Median Listing Price / Est.Value	\$2,440,000	\$3,395,000	\$2,642,000	\$3,001,000
Highest Listing Price / Est.Value	\$4,200,000	\$4,395,000	\$5,200,000	\$5,812,000
Average Price / sqft	\$1,507	\$1,519	\$1,828	\$2,020
Median Price / sqft	\$1,569	\$1,378	\$1,829	\$1,481
Average Days in RPR	-1	66	32	-
Median Days in RPR	2	37	13	-
Total Volume	\$26,983,000	\$29,418,000	\$27,729,000	\$13,345,570
Source	Listings	Listings	Public Records & Listings	Public Records & Listings

## Market Activity Breakdown


### New

Source: Listings



#### Legend

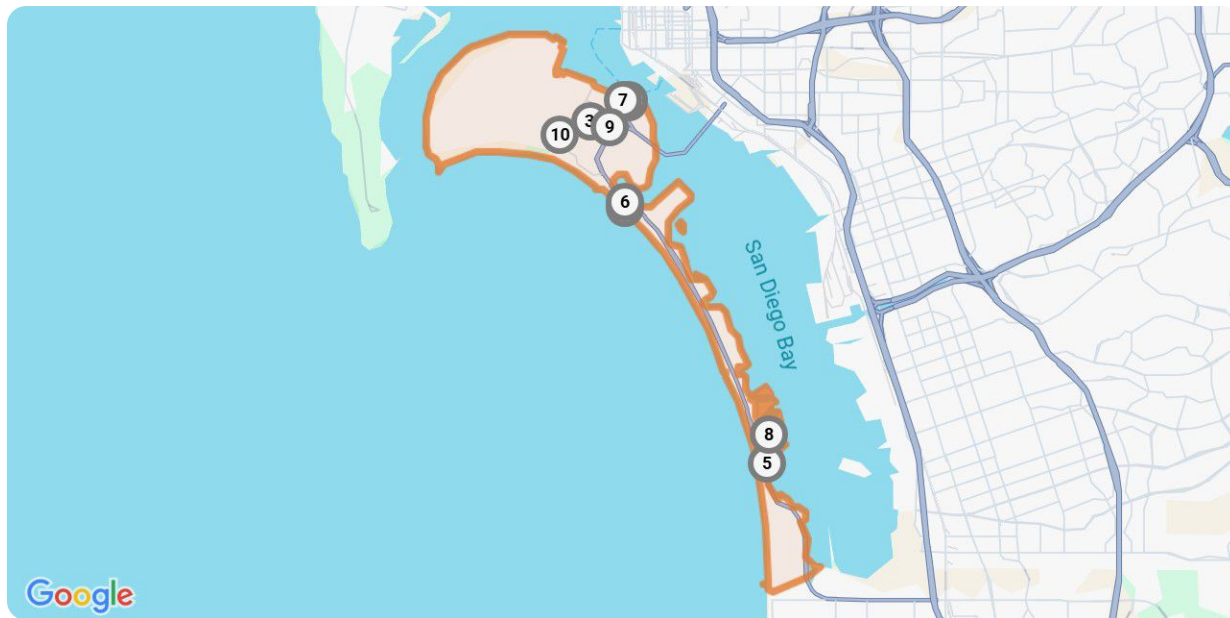
● Active For Sale

New: 10 properties		Property Type	Beds / Baths	Living Area (sq ft)	Lot Size	Year Built	List Date / Days in RPR	List Price / \$ Per Sq Ft
<span style="border: 1px solid blue; border-radius: 50%; padding: 2px 5px;">1</span>	 <p><b>305 J Ave</b> Coronado, CA 92118 MLS ID: PTP2603762 <span style="color: blue;">●</span> Active / For Sale</p> <p><i>Listing Courtesy of COMPASS</i></p>	Single Family	3/4	2,249	3,750 sqft	2026	6/19/2026 -14 days	\$3,750,000 \$1,667/sq ft
<span style="border: 1px solid blue; border-radius: 50%; padding: 2px 5px;">2</span>	 <p><b>309 J Ave</b> Coronado, CA 92118 MLS ID: PTP2603760 <span style="color: blue;">●</span> Active / For Sale</p> <p><i>Listing Courtesy of COMPASS</i></p>	Single Family	3/4	2,281	3,750 sqft	2026	6/19/2026 -14 days	\$3,750,000 \$1,644/sq ft
<span style="border: 1px solid blue; border-radius: 50%; padding: 2px 5px;">3</span>	 <p><b>4 S Cays Ct</b> Coronado, CA 92118 MLS ID: 260013638 <span style="color: blue;">●</span> Active / For Sale</p> <p><i>Listing Courtesy of Coldwell Banker Realty</i></p>	Single Family	3/3	1,730	8.83 acres	1990	6/5/2026 - days	\$1,575,000 \$910/sq ft
<span style="border: 1px solid blue; border-radius: 50%; padding: 2px 5px;">4</span>	 <p><b>1221 4th St</b> Coronado, CA 92118 MLS ID: 260013508 <span style="color: blue;">●</span> Active / For Sale</p> <p><i>Listing Courtesy of Compass</i></p>	Single Family	2/1	899	2,886 sqft	1958	6/4/2026 1 day	\$1,659,000 \$1,845/sq ft
<span style="border: 1px solid blue; border-radius: 50%; padding: 2px 5px;">5</span>	 <p><b>40 Spinnaker Way</b> Coronado, CA 92118 MLS ID: 260013483 <span style="color: blue;">●</span> Active / For Sale</p> <p><i>Listing Courtesy of Coronado Cays Realty</i></p>	Single Family	4/4	3,689	4,838 sqft	1989	6/4/2026 1 day	\$4,200,000 \$1,139/sq ft

New: 10 properties		Property Type	Beds / Baths	Living Area (sq ft)	Lot Size	Year Built	List Date / Days in RPR	List Price / \$ Per Sq Ft
	<b>748 G Ave</b> <b>Coronado, CA 92118</b> MLS ID: NDP2605339 ● Active / For Sale <i>Listing Courtesy of EXP REALTY OF CALIFORNIA, INC</i>	Single Family	4/4	1,405	3,497 sqft	2018	6/3/2026 2 days	\$2,295,000 \$1,633/sq ft
	<b>713 719 D Ave</b> <b>Coronado, CA 92118</b> MLS ID: 260013379 ● Active / For Sale <i>Listing Courtesy of San Diego Castles Realty</i>	Single Family	4/4	1,860	3,920 sqft	1965	6/2/2026 3 days	\$2,799,000 \$1,505/sq ft
	<b>1750 Avenida Del Mundo, Unit #</b> <b>Coronado, CA 92118</b> MLS ID: 260013342 ● Active / For Sale <i>Listing Courtesy of Douglas Elliman Of California, Inc.</i>	Condo/Townhouse/Apt.	2/2	1,158	2.76 acres	1974	6/2/2026 3 days	\$2,485,000 \$2,146/sq ft
	<b>943 F Ave</b> <b>Coronado, CA 92118</b> MLS ID: 260013356 ● Active / For Sale <i>Listing Courtesy of Lpt Realty,inc</i>	Single Family	4/4	1,640	–	2022	6/2/2026 3 days	\$2,395,000 \$1,460/sq ft
	<b>4 Gingertree Ln</b> <b>Coronado, CA 92118</b> MLS ID: 260013293 ● Active / For Sale <i>Listing Courtesy of Pacific Sotheby's International Realty</i>	Condo/Townhouse/Apt.	3/3	1,851	2,045 sqft	1969	6/2/2026 3 days	\$2,075,000 \$1,121/sq ft

## Pending

Source: Listings



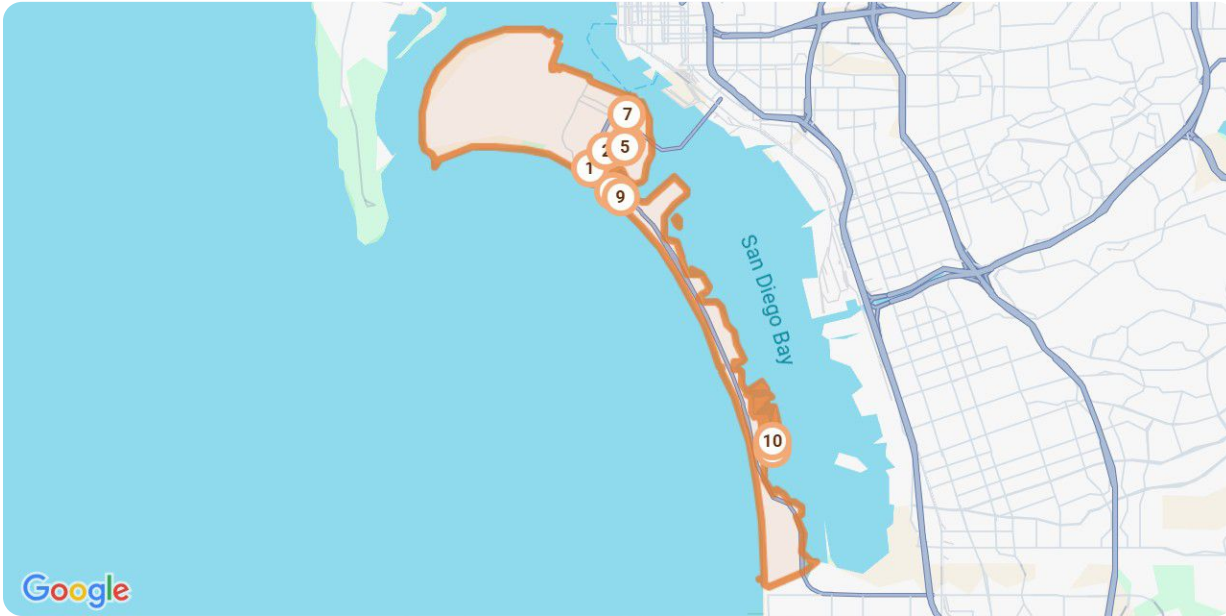
### Legend

● Pending

Pending: 10 properties		Property Type	Beds / Baths	Living Area (sq ft)	Lot Size / Year Built	List Date	List Price / \$ Per Sq Ft	Pending Date / Days in RPR
1	<p><b>235 F Ave</b> Coronado, CA 92118 MLS ID: 260012589 ● Pending / For Sale</p> <p><i>Listing Courtesy of Berkshire Hathaway Homeservices California Properties</i></p>	Single Family	3/3	2,033	3,352 sqft 2016	5/22/2026	\$3,295,000 \$1,621/sq ft	6/4/2026 13 days
2	<p><b>236 B Ave</b> Coronado, CA 92118 MLS ID: 260012462 ● Pending / For Sale</p> <p><i>Listing Courtesy of Berkshire Hathaway Homeservices California Properties</i></p>	Condo/Townhouse/Apt.	3/3	1,340	0.33 acres 1974	5/22/2026	\$1,450,000 \$1,082/sq ft	6/3/2026 12 days
3	<p><b>258 H Ave</b> Coronado, CA 92118 MLS ID: 260003239 ● Pending / For Sale</p> <p><i>Listing Courtesy of Pacific Sotheby's International Realty</i></p>	Single Family	7/6	4,627	4,356 sqft 2009	2/10/2026	\$4,395,000 \$950/sq ft	6/2/2026 112 days
4	<p><b>86 Montego Ct</b> Coronado, CA 92118 MLS ID: 260009560 ● Pending / For Sale</p> <p><i>Listing Courtesy of Berkshire Hathaway Homeservices California Properties</i></p>	Condo/Townhouse/Apt.	2/3	1,492	3.92 acres 1982	4/21/2026	\$1,200,000 \$804/sq ft	6/1/2026 41 days
5	<p><b>369 Alameda Blvd</b> Coronado, CA 92118 MLS ID: PTP2603868 ● Pending / For Sale</p> <p><i>Listing Courtesy of CENTURY 21 AFFILIATED</i></p>	Single Family	3/3	1,705	3,057 sqft 1986	5/20/2026	\$2,399,000 \$1,407/sq ft	5/30/2026 10 days
6	<p><b>21 Spinnaker Way</b> Coronado, CA 92118 MLS ID: 260006746 ● Pending / For Sale</p> <p><i>Listing Courtesy of Berkshire Hathaway Homeservices California Properties</i></p>	Single Family	3/4	2,950	5,212 sqft 1989	3/23/2026	\$3,495,000 \$1,185/sq ft	5/28/2026 66 days
7	<p><b>1500 Orange Avenue # Residen</b> Coronado, CA 92118 MLS ID: 260012141 ● Pending / For Sale</p> <p><i>Listing Courtesy of Del Coronado Realty</i></p>	Condo/Townhouse/Apt.	2/2	1,169	- 2022	5/6/2026	\$4,195,000 \$3,589/sq ft	5/27/2026 21 days
8	<p><b>420 1st St</b> Coronado, CA 92118 MLS ID: 260004257 ● Pending / For Sale</p> <p><i>Listing Courtesy of Compass</i></p>	Single Family	3/3	2,449	3,580 sqft 1965	2/23/2026	\$4,295,000 \$1,754/sq ft	5/26/2026 92 days
9	<p><b>1830 Avenida Del Mundo, Unit</b> Coronado, CA 92118 MLS ID: 260009802 ● Pending / For Sale</p> <p><i>Listing Courtesy of Redfin Corporation</i></p>	Condo/Townhouse/Apt.	1/1	756	2.67 acres 1974	4/24/2026	\$1,099,000 \$1,454/sq ft	5/26/2026 32 days
10	<p><b>55 Spinnaker Way</b> Coronado, CA 92118 MLS ID: 250038158 ● Pending / For Sale</p> <p><i>Listing Courtesy of Exp Realty Of California, Inc</i></p>	Single Family	3/3	2,666	3,990 sqft 1987	9/5/2025	\$3,595,000 \$1,348/sq ft	5/26/2026 263 days

## Closed

Source: Public Records and Listings



### Legend

● Closed

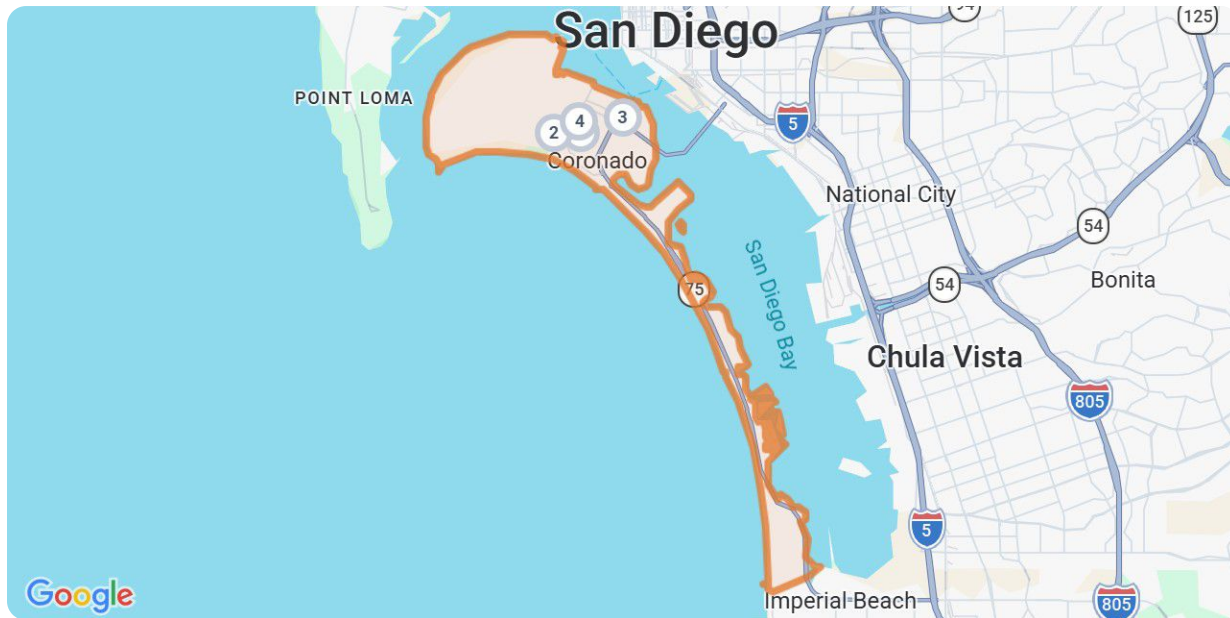
Closed: 10 properties		Property Type	Beds / Baths	Living Area (sq ft)	Lot Size / Year Built	Closed Date / Days in RPR	Closed Price / \$ Per Sq Ft	List to Sold Price %
<span style="border: 1px solid orange; border-radius: 50%; padding: 2px;">1</span>	 <p><b>1830 Avenida Del Mundo, Unit 1</b> Coronado, CA 92118 MLS ID: 260010508 <span style="color: blue;">■</span> Closed / For Sale</p> <p><i>Courtesy of Define Real Estate</i></p>	Condo/Townhouse/Apt.	2/2	1,148	2.67 acres / 1974	6/4/2026 / 3 days	\$2,629,000 / \$2,290/sq ft	↓ 2.23%
<span style="border: 1px solid orange; border-radius: 50%; padding: 2px;">2</span>	 <p><b>58 Aruba Blvd</b> Coronado, CA 92118 MLS ID: 260005584 <span style="color: blue;">■</span> Closed / For Sale</p> <p><i>Courtesy of Crestmont Realty</i></p>	Single Family	3/2	1,786	4,548 sqft / 1989	6/1/2026 / 49 days	\$1,825,000 / \$1,022/sq ft	↓ 3.69%
<span style="border: 1px solid orange; border-radius: 50%; padding: 2px;">3</span>	 <p><b>69 Half Moon Blvd</b> Coronado, CA 92118 MLS ID: PTP2602449 <span style="color: blue;">■</span> Closed / For Sale</p> <p><i>Courtesy of FRONTLINE REALTY GROUP</i></p>	Condo/Townhouse/Apt.	3/4	2,016	2,269 sqft / 1971	6/1/2026 / 14 days	\$1,850,000 / \$918/sq ft	–
<span style="border: 1px solid orange; border-radius: 50%; padding: 2px;">4</span>	 <p><b>1011 Flora Ave</b> Coronado, CA 92118 MLS ID: NDP2605239 <span style="color: blue;">■</span> Closed / For Sale</p> <p><i>Courtesy of ASCENT REAL ESTATE</i></p>	Single Family	7/5	2,291	5,802 sqft / 1922	5/29/2026 / -3 days	\$5,200,000 / \$2,270/sq ft	–
<span style="border: 1px solid orange; border-radius: 50%; padding: 2px;">5</span>	 <p><b>314 Glorietta Pl</b> Coronado, CA 92118 MLS ID: 260008688 <span style="color: blue;">■</span> Closed / For Sale</p> <p><i>Courtesy of Compass</i></p>	Single Family	3/3	1,792	3,520 sqft / 1947	5/29/2026 / 29 days	\$2,655,000 / \$1,482/sq ft	↓ 3.28%



Closed: 10 properties		Property Type	Beds / Baths	Living Area (sq ft)	Lot Size / Year Built	Closed Date / Days in RPR	Closed Price / \$ Per Sq Ft	List to Sold Price %
6	 <p><b>540 H Ave</b> Coronado, CA 92118 MLS ID: NDP2603988 Closed / For Sale</p> <p><i>Courtesy of ASCENT REAL ESTATE</i></p>	Single Family	2/1	820	5,745 sqft / 1942	5/28/2026 / 6 days	\$2,620,000 / \$3,195/sq ft	↑ 4.8%
7	 <p><b>1720 Avenida Del Mundo, Unit 1</b> Coronado, CA 92118 MLS ID: FR26088119 Closed / For Sale</p> <p><i>Courtesy of CEN CAL REAL ESTATE PROS</i></p>	Condo/Townhouse/Apt.	2/2	1,281	2.5 acres / 1973	5/26/2026 / 9 days	\$3,400,000 / \$2,654/sq ft	↓ 2.86%
8	 <p><b>920 Cabrillo Ave</b> Coronado, CA 92118 MLS ID: PTP2602619 Closed / For Sale</p> <p><i>Courtesy of COLDWELL BANKER WEST</i></p>	Single Family	4/2	1,760	7,801 sqft / 1956	5/22/2026 / 12 days	\$3,830,000 / \$2,176/sq ft	↑ 0.79%
9	 <p><b>506 Palm Ave</b> Coronado, CA 92118 MLS ID: OC25257785 Closed / For Sale</p> <p><i>Courtesy of FIDUCIARY REAL ESTATE SERVICES</i></p>	Condo/Townhouse/Apt.	1/1	826	5,898 sqft / 1983	5/22/2026 / 181 days	\$795,000 / \$962/sq ft	↓ 9.04%
10	 <p><b>1099 1st St, Unit 211</b> Coronado, CA 92118 MLS ID: 260007860 Closed / For Sale</p> <p><i>Courtesy of Compass</i></p>	Condo/Townhouse/Apt.	2/3	2,234	- / 1987	5/21/2026 / 20 days	\$2,925,000 / \$1,309/sq ft	↑ 0.86%

Distressed





Source: Public Records and Listings



Legend

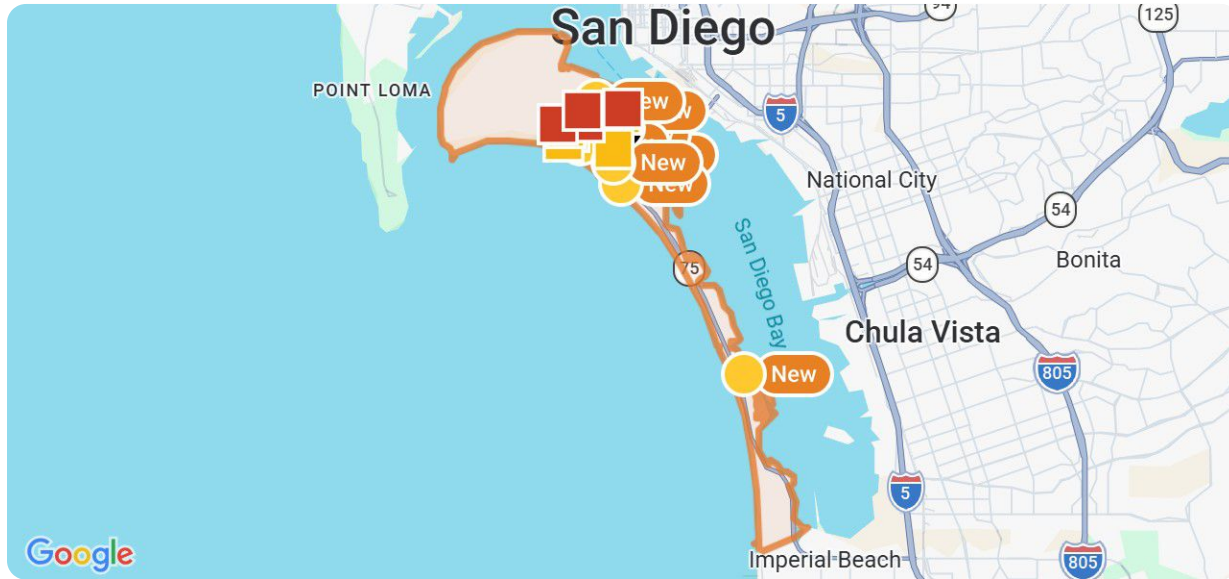
- Off Market, Hold, Withdrawn, Expired, or Canceled



Distressed: 4 properties		Property Type	Beds / Baths	Living Area (sq ft)	Lot Size / Year Built	List Date / Days in RPR	List Price / \$ Per Sq Ft	Distressed Date / Type
1	 <p><b>755 I Ave</b> Coronado, CA 92118 Off Market / Public Record</p>	Single Family	5/6	3,057	5,600 sqft 2018	- - days	- \$1,901/sq ft	5/18/2026 Notice of Default
2	 <p><b>938 D Ave, Apt C</b> Coronado, CA 92118 Off Market / Public Record</p>	Condo/Townhouse/Apt.	2/3	1,444	5,272 sqft 1992	- - days	- \$1,061/sq ft	4/29/2026 Notice of Foreclosure Sale
3	 <p><b>278 C Ave</b> Coronado, CA 92118 Off Market / Public Record</p>	Single Family	1/1	504	1,421 sqft 2022	- - days	- \$4,113/sq ft	4/8/2026 Notice of Default
4	 <p><b>600 J Ave</b> Coronado, CA 92118 Off Market / Public Record</p>	Single Family	6/3	3,910	5,410 sqft 1976	- - days	- \$1,005/sq ft	4/28/2026 Notice of Default

## Summary

For Lease Activity in the Last 3 Months

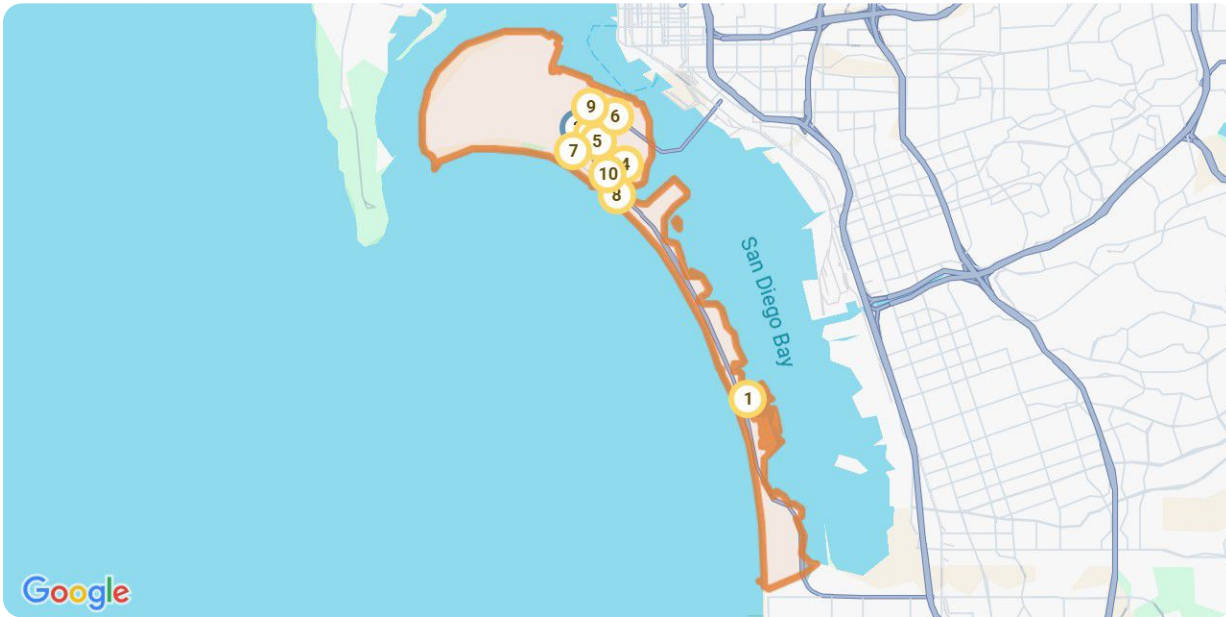


	New	Pending	Closed	Distressed
Number of Properties	10	1	7	4
Lowest Listing Price / Est.Value	\$2,500	\$26,000	\$5,750	\$1,531,570
Median Listing Price / Est.Value	\$12,250	\$26,000	\$10,000	\$3,001,000
Highest Listing Price / Est.Value	\$25,000	\$26,000	\$55,000	\$5,812,000
Average Price / sqft	\$6	\$9	\$5	\$2,020
Median Price / sqft	\$5	\$9	\$5	\$1,481
Average Days in RPR	16	109	105	-
Median Days in RPR	15	109	59	-
Total Volume	\$117,350	\$26,000	\$122,750	\$13,345,570
Source	Listings	Listings	Public Records & Listings	Public Records & Listings

## Market Activity Breakdown

### New











Source: Listings



#### Legend

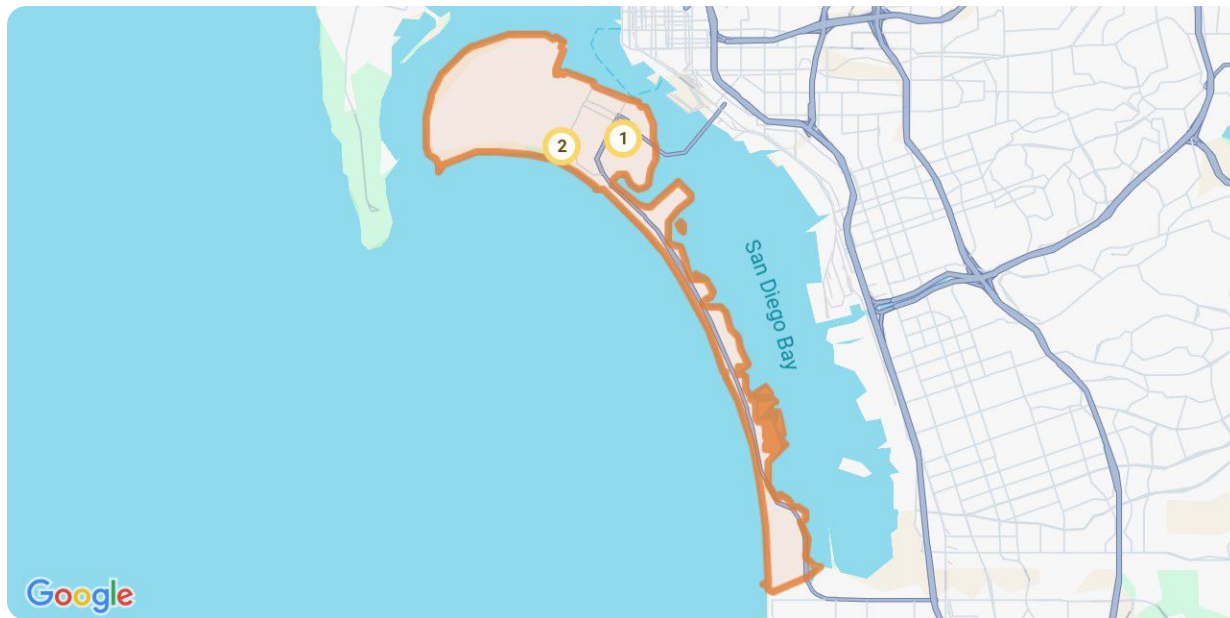
● Active For Lease

New: 10 properties		Property Type	Beds / Baths	Living Area (sq ft)	Lot Size	Year Built	List Date / Days in RPR	List Price / \$ Per Sq Ft
<span style="border: 1px solid yellow; border-radius: 50%; padding: 2px;">1</span>	 <p><b>42 The Pt</b> Coronado, CA 92118 MLS ID: 260013434 <span style="color: yellow;">●</span> Active / For Lease</p> <p><i>Courtesy of The Pgm Group, Inc.</i></p>	Single Family	4/5	3,520	3,928 sqft	1978	6/3/2026 2 days	\$25,000 mo. \$7/sq ft
<span style="border: 1px solid yellow; border-radius: 50%; padding: 2px;">2</span>	 <p><b>48 Antigua Ct</b> Coronado, CA 92118 MLS ID: PTP2604075 <span style="color: yellow;">●</span> Active / For Lease</p> <p><i>Courtesy of TEAM Z REALTY</i></p>	Condo/Townhouse/Apt.	2/2	1,534	6.3 acres	1973	5/28/2026 8 days	\$5,100 mo. \$3/sq ft
<span style="border: 1px solid yellow; border-radius: 50%; padding: 2px;">3</span>	 <p><b>610 Country Club Ln</b> Coronado, CA 92118 MLS ID: PTP2604039 <span style="color: yellow;">●</span> Active / For Lease</p> <p><i>Courtesy of STAY CORONADO</i></p>	Single Family	3/3	2,335	0.29 acres	1955	5/27/2026 9 days	\$13,500 mo. \$6/sq ft
<span style="border: 1px solid yellow; border-radius: 50%; padding: 2px;">4</span>	 <p><b>1810 Avenida Del Mundo, Unit 1</b> Coronado, CA 92118 MLS ID: 260012590 <span style="color: yellow;">●</span> Active / For Lease</p> <p><i>Courtesy of Jackman Realty</i></p>	Condo/Townhouse/Apt.	2/2	1,194	4.44 acres	1977	5/23/2026 13 days	\$20,000 mo. \$17/sq ft
<span style="border: 1px solid yellow; border-radius: 50%; padding: 2px;">5</span>	 <p><b>12 Buccaneer Way</b> Coronado, CA 92118 MLS ID: 260012534 <span style="color: yellow;">●</span> Active / For Lease</p> <p><i>Courtesy of Aiste Ulezko</i></p>	Single Family	4/4	2,947	4,201 sqft	1987	5/22/2026 14 days	\$12,500 mo. \$4/sq ft

New: 10 properties		Property Type	Beds / Baths	Living Area (sq ft)	Lot Size	Year Built	List Date / Days in RPR	List Price / \$ Per Sq Ft
	 <p><b>939 Olive Ave</b> Coronado, CA 92118 MLS ID: PTP2603881 ● Active / For Lease</p> <p><i>Courtesy of STAY CORONADO</i></p>	Condo/Townhouse/Apt.	1/1	374	400 sqft	1940	5/20/2026 16 days	\$2,500 mo. \$7/sq ft
	 <p><b>39 The Pt</b> Coronado, CA 92118 MLS ID: 260012218 ● Active / For Lease</p> <p><i>Courtesy of Coronado Premier Properties</i></p>	Single Family	3/4	3,688	4,741 sqft	1977	5/20/2026 16 days	\$12,000 mo. \$3/sq ft
	 <p><b>733 H Ave</b> Coronado, CA 92118 MLS ID: PTP2603823 ● Active / For Lease</p> <p><i>Courtesy of STAY CORONADO</i></p>	Single Family	3/3	2,477	3,314 sqft	1991	5/18/2026 18 days	\$8,750 mo. \$4/sq ft
	 <p><b>1220 1st St, Unit 303</b> Coronado, CA 92118 MLS ID: PTP2603630 ● Active / For Lease</p> <p><i>Courtesy of STAY CORONADO</i></p>	Condo/Townhouse/Apt.	3/3	2,520	0.52 acres	2005	5/12/2026 24 days	\$12,500 mo. \$5/sq ft
	 <p><b>68 Montego Ct</b> Coronado, CA 92118 MLS ID: PTP2603179 ● Active / For Lease</p> <p><i>Courtesy of STAY CORONADO</i></p>	Condo/Townhouse/Apt.	2/3	1,471	1,472 sqft	1982	4/28/2026 38 days	\$5,500 mo. \$4/sq ft

## Pending

Source: Listings




### Legend

● Active For Lease



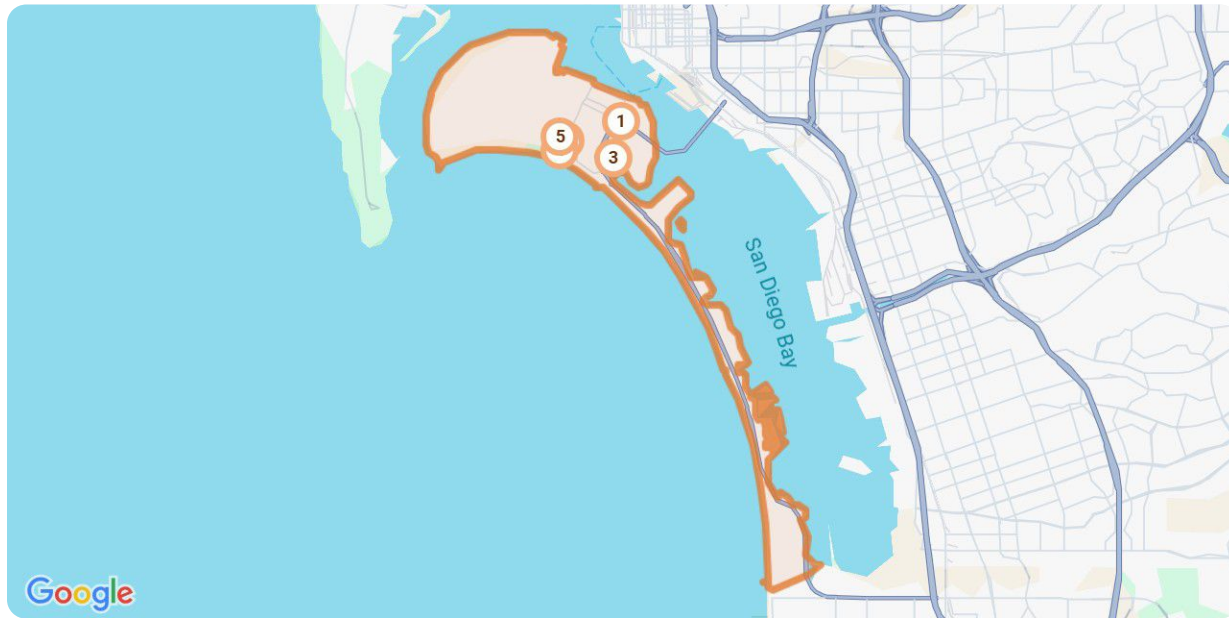
Pending: 1 properties		Property Type	Beds / Baths	Living Area (sq ft)	Lot Size / Year Built	List Date	List Price / \$ Per Sq Ft	Pending Date / Days in RPR
-----------------------	--	---------------	--------------	---------------------	-----------------------	-----------	---------------------------	----------------------------

<b>1</b>	 <p><b>1010 Pine St</b> Coronado, CA 92118 MLS ID: 260003171</p> <p><b>Pending / For Lease</b></p>	Single Family	4/4	2,812	5,726 sqft 2018	1/24/2026	\$26,000 mo. \$9/sq ft	5/13/2026 109 days
----------	---	---------------	-----	-------	--------------------	-----------	---------------------------	-----------------------

Courtesy of Berkshire Hathaway Homeservices California Properties

## Closed


Source: Public Records and Listings




### Legend

● Closed


Closed: 7 properties		Property Type	Beds / Baths	Living Area (sq ft)	Lot Size / Year Built	Closed Date / Days in RPR	Closed Price / \$ Per Sq Ft	List to Sold Price %
----------------------	--	---------------	--------------	---------------------	-----------------------	---------------------------	-----------------------------	----------------------

<b>1</b>	 <p><b>719 I Ave</b> Coronado, CA 92118 MLS ID: 260009832</p> <p><b>Closed / For Lease</b></p>	Single Family	3/1	1,006	5,600 sqft 1945	5/11/2026 - days	- \$6/sq ft	-
----------	---	---------------	-----	-------	--------------------	---------------------	----------------	---


Courtesy of Imelda D Ortega Gallardo

<b>2</b>	 <p><b>557 A Ave</b> Coronado, CA 92118 MLS ID: 260007976</p> <p><b>Closed / For Lease</b></p>	Single Family	3/3	2,080	8,627 sqft 1969	5/8/2026 28 days	- \$3/sq ft	-
----------	---	---------------	-----	-------	--------------------	---------------------	----------------	---






Courtesy of Citymark Realty

<b>3</b>	 <p><b>375 C Ave</b> Coronado, CA 92118 MLS ID: 260008759</p> <p><b>Closed / For Lease</b></p>	Single Family	3/3	2,012	- 2018	5/4/2026 42 days	- \$5/sq ft	-
----------	---	---------------	-----	-------	-----------	---------------------	----------------	---

Courtesy of California Residential Service

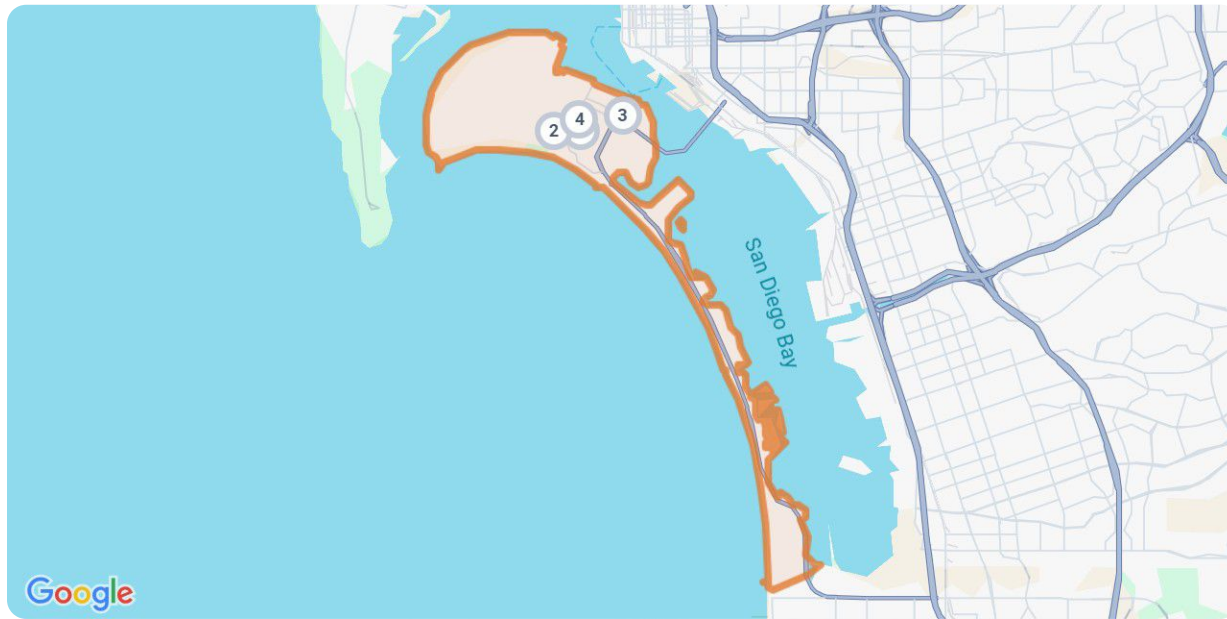
<b>4</b>	 <p><b>980 Alameda Blvd</b> Coronado, CA 92118 MLS ID: 260002180</p> <p><b>Closed / For Lease</b></p>	Single Family	4/5	3,979	8,945 sqft 2017	4/10/2026 71 days	- \$7/sq ft	-
----------	--	---------------	-----	-------	--------------------	----------------------	----------------	---

Courtesy of Barry Estates

Closed: 7 properties		Property Type	Beds / Baths	Living Area (sq ft)	Lot Size / Year Built	Closed Date / Days in RPR	Closed Price / \$ Per Sq Ft	List to Sold Price %
	 <p><b>901 A Ave</b> Coronado, CA 92118 MLS ID: 260001981 Closed / For Lease</p> <p><i>Courtesy of At Home Realty</i></p>	Single Family	3/2	1,778	- 1939	3/26/2026 59 days	- \$4/sq ft	-
	 <p><b>1160 Pine St</b> Coronado, CA 92118 MLS ID: 250025834 Closed / For Lease</p> <p><i>Courtesy of Coronado Premier Properties</i></p>	Single Family	4/6	6,562	- 2013	3/18/2026 324 days	- \$8/sq ft	-
	 <p><b>950 Cabrillo Ave</b> Coronado, CA 92118 MLS ID: 260005617 Closed / For Lease</p> <p><i>Courtesy of Compass</i></p>	Single Family	5/4	2,494	- 2000	3/10/2026 - days	- \$4/sq ft	-





**Distressed**

Source: Public Records and Listings





**Legend**

● Off Market, Hold, Withdrawn, Expired, or Canceled

Distressed: 4 properties		Property Type	Beds / Baths	Living Area (sq ft)	Lot Size / Year Built	List Date / Days in RPR	List Price / \$ Per Sq Ft	Distressed Date / Type
	 <p><b>755 I Ave</b> Coronado, CA 92118 Off Market / Public Record</p>	Single Family	5/6	3,057	5,600 sqft 2018	- - days	- \$1,901/sq ft	5/18/2026 Notice of Default
	 <p><b>938 D Ave, Apt C</b> Coronado, CA 92118 Off Market / Public Record</p>	Condo/Townhouse/Apt.	2/3	1,444	5,272 sqft 1992	- - days	- \$1,061/sq ft	4/29/2026 Notice of Foreclosure Sale

# Coronado, California

Distressed: 4 properties		Property Type	Beds / Baths	Living Area (sq ft)	Lot Size / Year Built	List Date / Days in RPR	List Price / \$ Per Sq Ft	Distressed Date / Type
	<p><b>278 C Ave</b> Coronado, CA 92118</p> <p>Off Market / Public Record</p>	Single Family	1/1	504	1,421 sqft 2022	- - days	- \$4,113/sq ft	4/8/2026 Notice of Default
	<p><b>600 J Ave</b> Coronado, CA 92118</p> <p>Off Market / Public Record</p>	Single Family	6/3	3,910	5,410 sqft 1976	- - days	- \$1,005/sq ft	4/28/2026 Notice of Default

## About RPR

- RPR® is the nation's largest property database, exclusively for REALTORS®. It empowers REALTORS® to help buyers and sellers make informed decisions, backed by a real estate database covering more than 160 million residential and commercial properties in the United States.
- RPR is a wholly owned subsidiary of the National Association of REALTORS® and a member benefit to REALTORS®.
- RPR's data sources range from MLSs and county-level tax and assessment offices, to the U.S. Census and FEMA, to specialty data set providers such as Esri (consumer data), Niche (school information) and Precisely (geographic boundaries).

## Learn More

For more information about RPR, please visit RPR's public website: <https://blog.narrpr.com>

