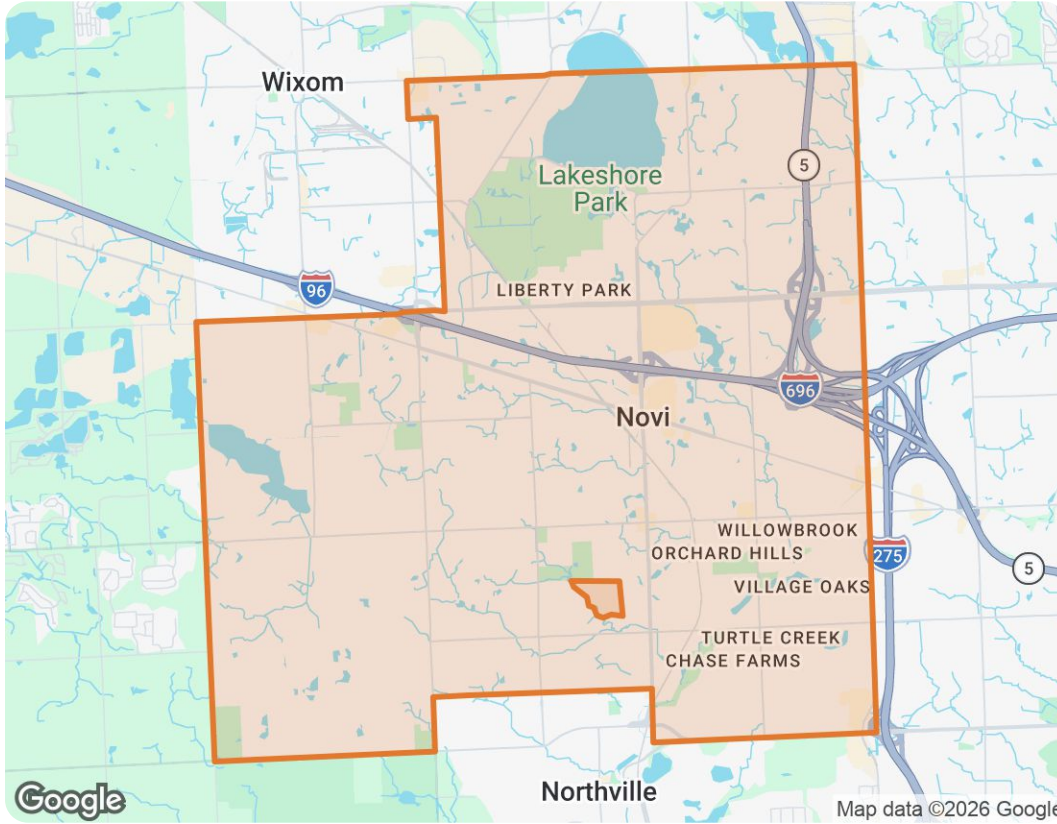


Novi, Michigan



The biggest buyer rebates and lowest selling fees in real estate – without sacrificing full-service support, 7 days a week.

ShopProp Licensed CA, WA, HI, AZ, MI, TX, VA, CO

📞 Office (888) 821-0556

✉️ team@shopprop.com

🌐 www.shopprop.com

Shop|Prop

ShopProp Inc.

Novi, Michigan

Market Trends

Market Trends for Novi, Michigan

Single Family + Condo/Townhouse/Apt.

April 2026

Market Type

Seller's Market

Balanced Market

Buyer's Market

Key Details

<p>Months of Inventory</p> <p>1.57</p> <p>↑ 9.79% MoM</p>	<p>Sold to List Price %</p> <p>100.2%</p> <p>↑ 1.24% MoM</p>	<p>Median Days in RPR</p> <p>10</p> <p>↓ 23.08% MoM</p>	<p>Median Sold Price</p> <p>\$490,732</p> <p>↑ 0.15% MoM</p>
--	---	--	---

May 2026 Median Estimated Property Value

Single Family + Condo/Townhouse/Apt.

This graphic displays property estimates for a market area and a subject property, where one has been selected. Estimated property values are generated by a valuation model and are not formal appraisals.

Source: Public records, and MLS sources where licensed

Update Frequency: Monthly

Median Estimated Value

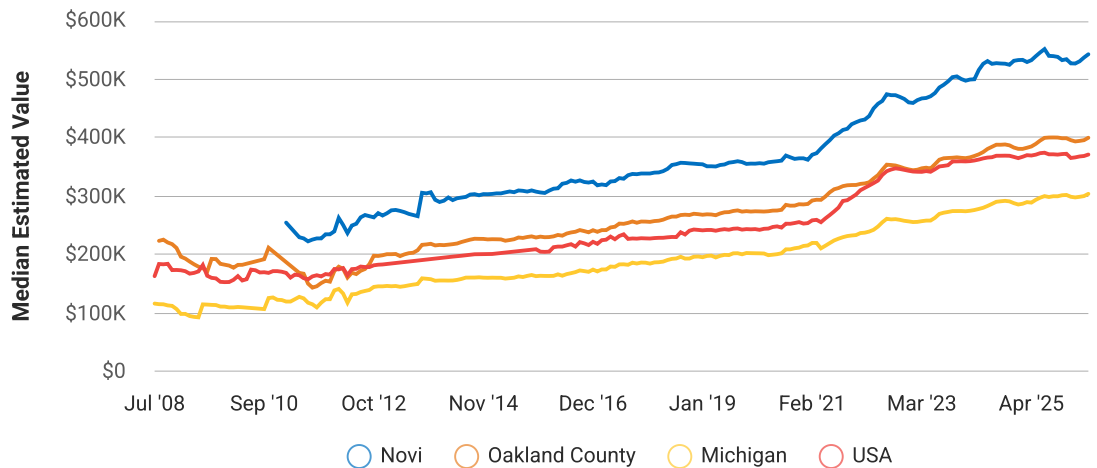
\$542,970

Last Month Change

+1%

12 Month Change

+0.6%



Novi, Michigan

April 2026 Active Listings

Novi, Michigan

Single Family + Condo/Townhouse/Apt.

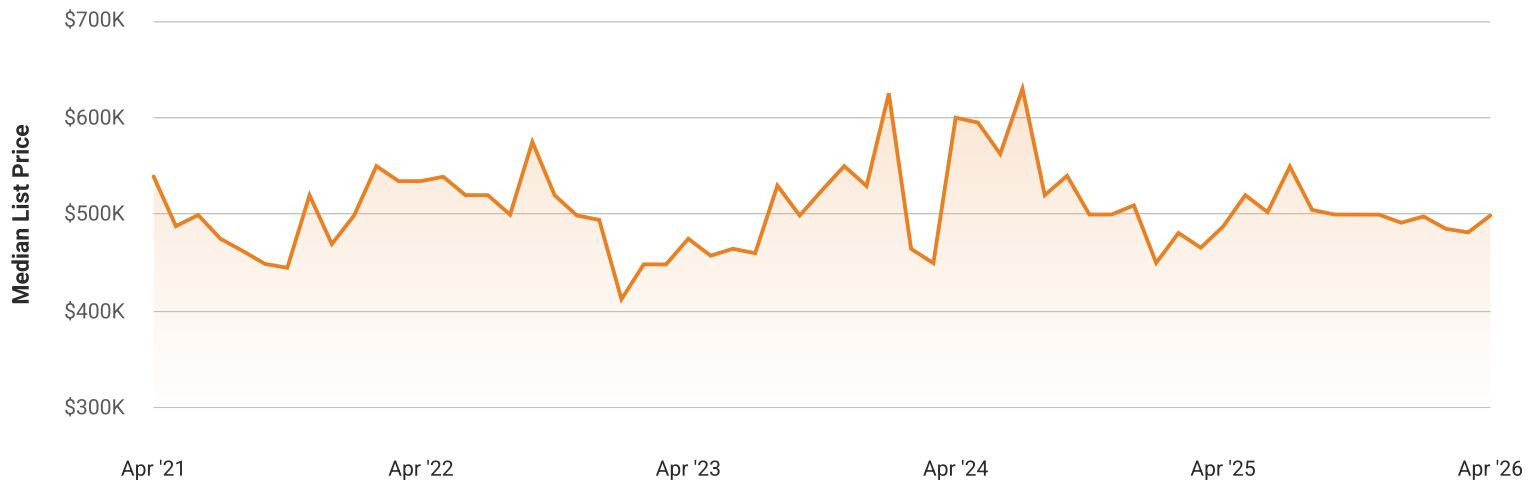
This graphic summarizes key statistics for properties that were in an active status on the last day of each month. RPR uses list date and a derived pending date to determine if the listing was active on the last day of the month. An end-of-month snapshot of active listings helps to understand inventory levels, price points and duration on the market.

Source: Listing sources

Update Frequency: Monthly

Median List Price - \$498,990

↑ 3.6% Month over Month



Novi, Michigan

April 2026 Sold Listings

Novi, Michigan

Single Family + Condo/Townhouse/Apt.

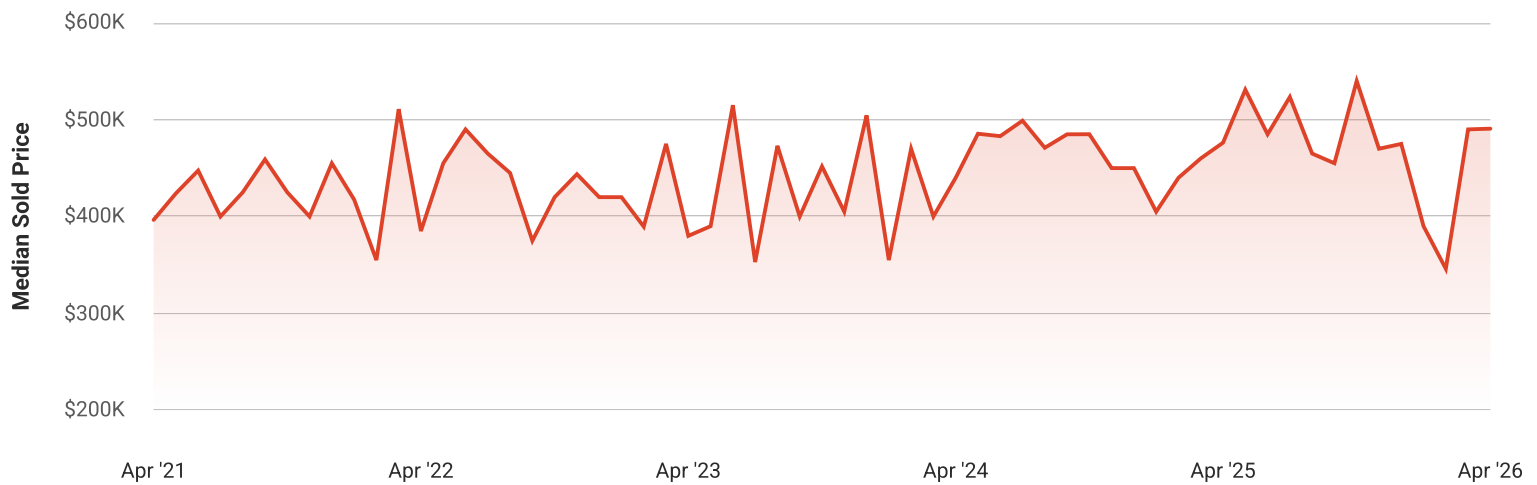
This graphic summarizes key statistics for properties that sold each month. RPR uses a derived sold date to determine when a property moved into a sold status within the given month. These statistics are important for understanding the price points on sold properties as well as the difference between the list price and sold price, which reveals whether buyers are paying over or under the asking price.

Source: Listing sources

Update Frequency: Monthly

Median Sold Price - \$490,732

↑ 0.1% Month over Month



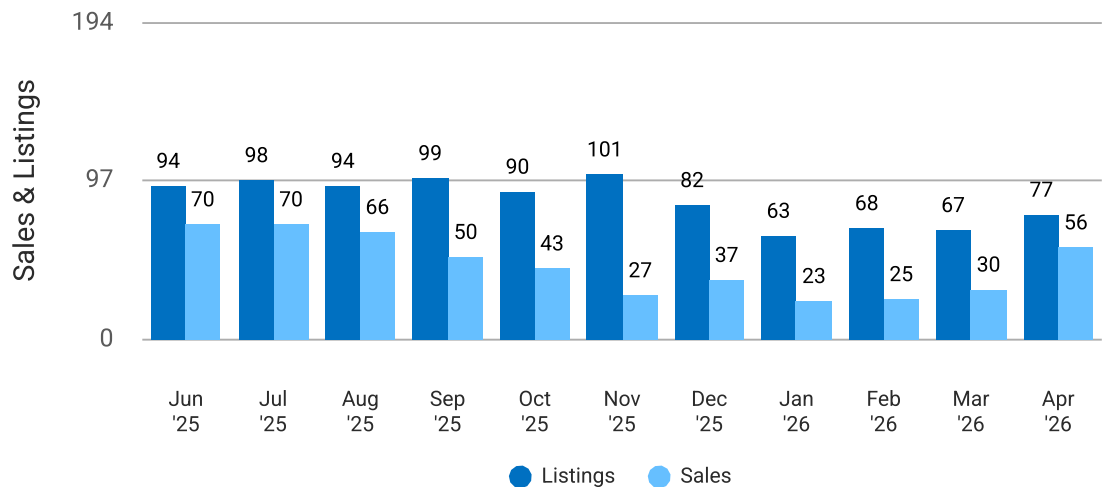
Total Sales and Active Listings in Novi, Michigan

Single Family + Condo/Townhouse/Apt.

This graph compares the number of sales with the number of active listings in the local market.

Source: MLS data where licensed

Update Frequency: Monthly



Novi, Michigan

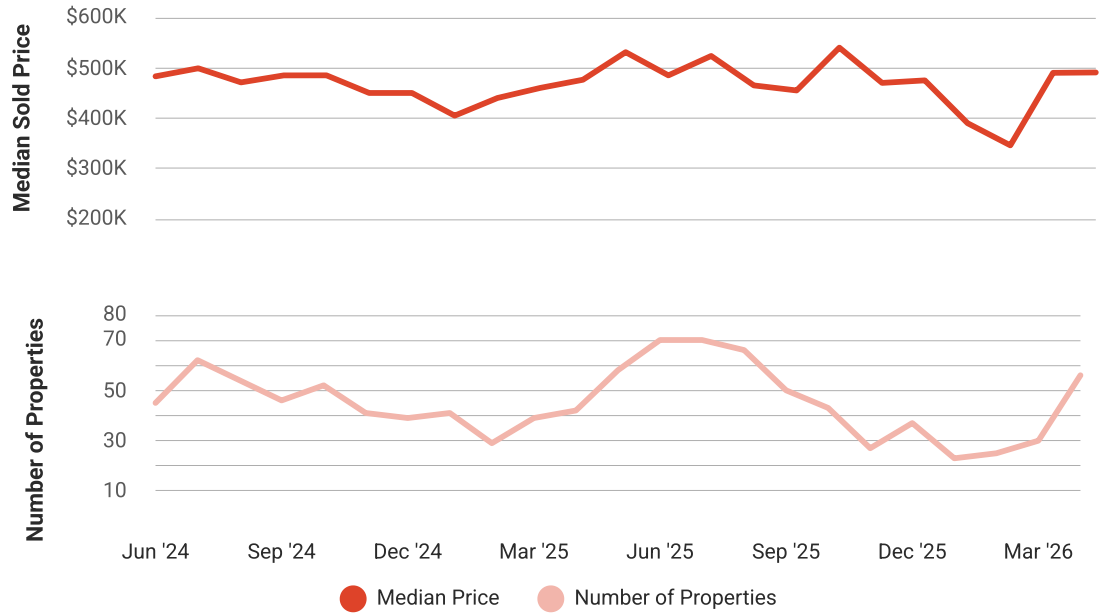
Median Sold Price vs Sold Listings in Novi, Michigan

Single Family + Condo/Townhouse/Apt.

This chart compares the trend of median sold price and number of sold listings for the given location.

Source: Listing Data

Update Frequency: Monthly



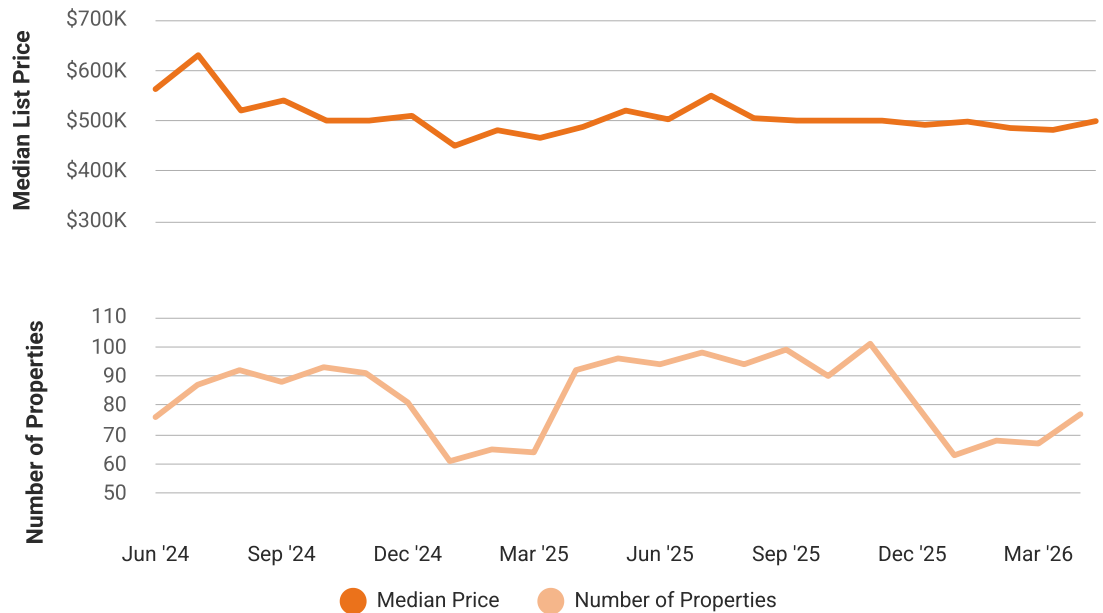
Median List Price vs Active Listings in Novi, Michigan

Single Family + Condo/Townhouse/Apt.

This chart compares the trend of median list price and number of active properties for the given location.

Source: Listing Data

Update Frequency: Monthly



Novi, Michigan

Market Snapshot

Value and Price Changes

	Current	Last Month	Last 3 Months	Last 12 Months	Last 24 Months	Last 36 Months
Median Est. Property Value Last Updated: 5/31/2026	\$542,970	\$537,370 +1.04%	\$527,120 +3.01%	\$539,630 +0.62%	\$526,600 +3.11%	\$471,090 +15.26%
Median Sold Price Last Updated: 4/30/2026	\$490,732	\$490,000 +0.15%	\$390,000 +25.83%	\$476,250 +3.04%	\$440,000 +11.53%	\$380,000 +29.14%
Median List Price Last Updated: 4/30/2026	\$498,990	\$481,500 +3.63%	\$497,990 +0.2%	\$487,450 +2.37%	\$599,999 -16.83%	\$475,000 +5.05%

About this Data: Because some brokerages may choose not to include their MLS listing content within the RPR platform, the analysis contained in this report may not have been created using all the available listing data within this geographical market.
 Median estimated property values are generated by a valuation model and are not formal appraisals. Valuations are based on public records and MLS data where licensed. The Metrics displayed here reflect **All Residential Single Family, Condo, Townhouse and Apartment properties** data.

Market Activity

Market Activity Filters

Sort Order: Date

Maximum Properties Per Change Type: 10

Change Types: New Listings, Pending, Closed, Distressed

Property Types: Single Family, Condo/Townhouse/Apt

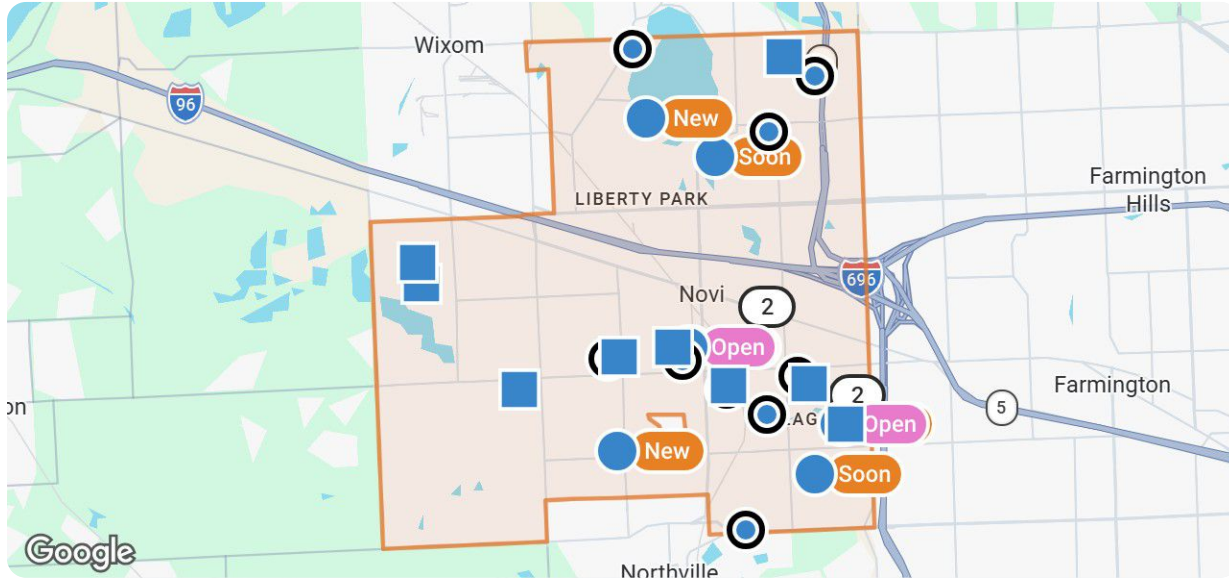
Property Features: Sale Price: Any, Lease Price: Any, Beds: Any, Baths: Any, Living Area: Any, Lot Size (acre): Any, Year Built: Any



Novi, Michigan

Summary

For Sale Activity in the Last 3 Months



Legend

- For Sale
- For Sale Pending
- Recently Closed

	New	Pending	Closed
Number of Properties	10	10	10
Lowest Listing Price / Est.Value	\$239,900	\$179,500	\$208,000
Median Listing Price / Est.Value	\$394,950	\$437,000	\$535,000
Highest Listing Price / Est.Value	\$3,350,000	\$945,000	\$1,265,000
Average Price / sqft	\$299	\$234	\$251
Median Price / sqft	\$250	\$227	\$256
Average Days in RPR	9	21	-
Median Days in RPR	2	5	-
Total Volume	\$7,490,099	\$4,873,200	\$6,293,400
Source	Listings	Listings	Public Records & Listings

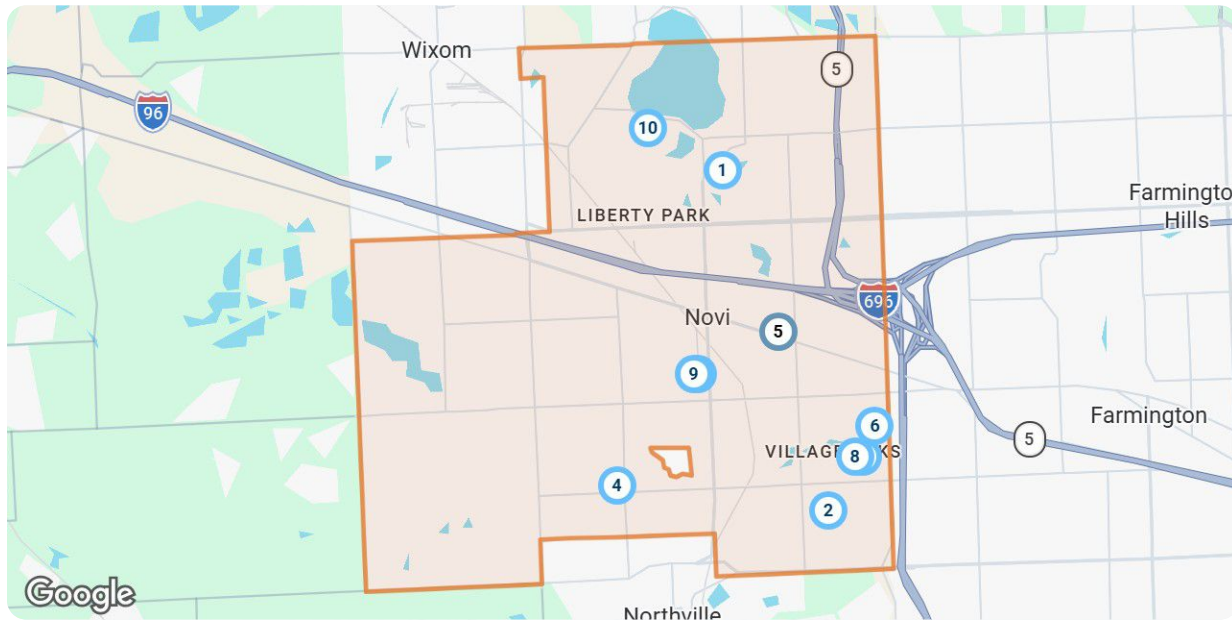


Novi, Michigan

Market Activity Breakdown






New

Source: Listings



Legend

- Active For Sale
- Active Under Contract

New: 10 properties		Property Type	Beds / Baths	Living Area (sq ft)	Lot Size	Year Built	List Date / Days in RPR	List Price / \$ Per Sq Ft
1	 <p>22733 Cranbrooke Dr Novi, MI 48375 MLS ID: 20261039767 ● Active / For Sale</p> <p><i>Listing Courtesy of Community Choice Realty Associates, LLC</i></p>	Condo/Townhouse/Apt.	3/2	1,254	-	1977	6/5/2026 - days	\$269,900 \$215/sq ft
2	 <p>41147 S McMahon Cir Novi, MI 48375 MLS ID: 20261038905 ● Active / For Sale</p> <p><i>Listing Courtesy of RE/MAX Classic</i></p>	Single Family	3/2	1,196	10,018 sqft	1955	6/5/2026 - days	\$307,500 \$257/sq ft
3	 <p>30674 Ardmore Ct Novi, MI 48377 MLS ID: 20261024513 ● Active Under Contract / For Sale</p> <p><i>Listing Courtesy of @properties Christie's Int'l RE Northville</i></p>	Condo/Townhouse/Apt.	2/2	1,220	-	2003	4/13/2026 53 days	\$320,000 \$262/sq ft
4	 <p>22857 Cranbrooke Dr Novi, MI 48375 MLS ID: 20261038561 ● Active Under Contract / For Sale</p> <p><i>Listing Courtesy of Community Choice Realty Associates, LLC</i></p>	Condo/Townhouse/Apt.	3/3	1,184	-	1977	5/28/2026 8 days	\$239,900 \$203/sq ft
5	 <p>40435 Oak Tree Novi, MI 48375 MLS ID: 20261040983 ● Active / For Sale</p> <p><i>Listing Courtesy of RE/MAX Dream Properties</i></p>	Single Family	4/2	1,734	0.3 acres	1975	6/4/2026 1 day	\$390,000 \$225/sq ft

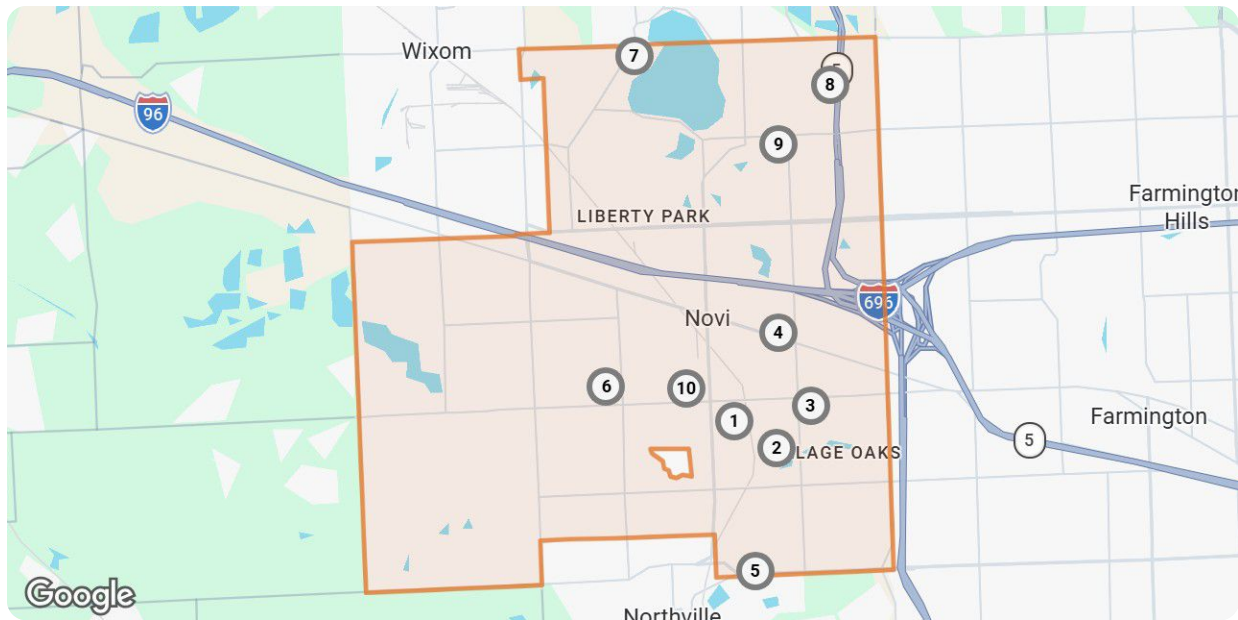


Novi, Michigan

New: 10 properties		Property Type	Beds / Baths	Living Area (sq ft)	Lot Size	Year Built	List Date / Days in RPR	List Price / \$ Per Sq Ft
6	 <p>44828 Roundview Dr Novi, MI 48375 MLS ID: 20261040496 ● Active / For Sale</p> <p><i>Listing Courtesy of HomePointe Realty LLC</i></p>	Single Family	4/3	2,417	0.26 acres	1987	6/4/2026 1 day	\$614,999 \$254/sq ft
7	 <p>24658 Christina Ln Novi, MI 48375 MLS ID: 20261041099 ● Active / For Sale</p> <p><i>Listing Courtesy of Mutual Realty, LLC</i></p>	Single Family	3/2	1,702	0.25 acres	1979	6/3/2026 2 days	\$399,900 \$235/sq ft
8	 <p>22635 Evergreen Ct Novi, MI 48374 MLS ID: 20261033584 ● Active / For Sale</p> <p><i>Listing Courtesy of @properties Christie's Int'l RE Northville</i></p>	Single Family	4/5	4,060	1.43 acres	2017	6/3/2026 2 days	\$3,350,000 \$825/sq ft
9	 <p>26375 Glenwood Dr Novi, MI 48374 MLS ID: 26026834 ● Active / For Sale</p> <p><i>Listing Courtesy of Preferred, Realtors Ltd</i></p>	Single Family	4/5	3,769	0.36 acres	2001	6/3/2026 2 days	\$998,000 \$265/sq ft
10	 <p>41300 Singh Blvd Novi, MI 48375 MLS ID: 20261040892 ● Active / For Sale</p> <p><i>Listing Courtesy of Remerica United Realty</i></p>	Single Family	4/3	2,437	0.26 acres	1979	6/3/2026 2 days	\$599,900 \$246/sq ft

Pending

Source: Listings












Legend

● Pending



Novi, Michigan

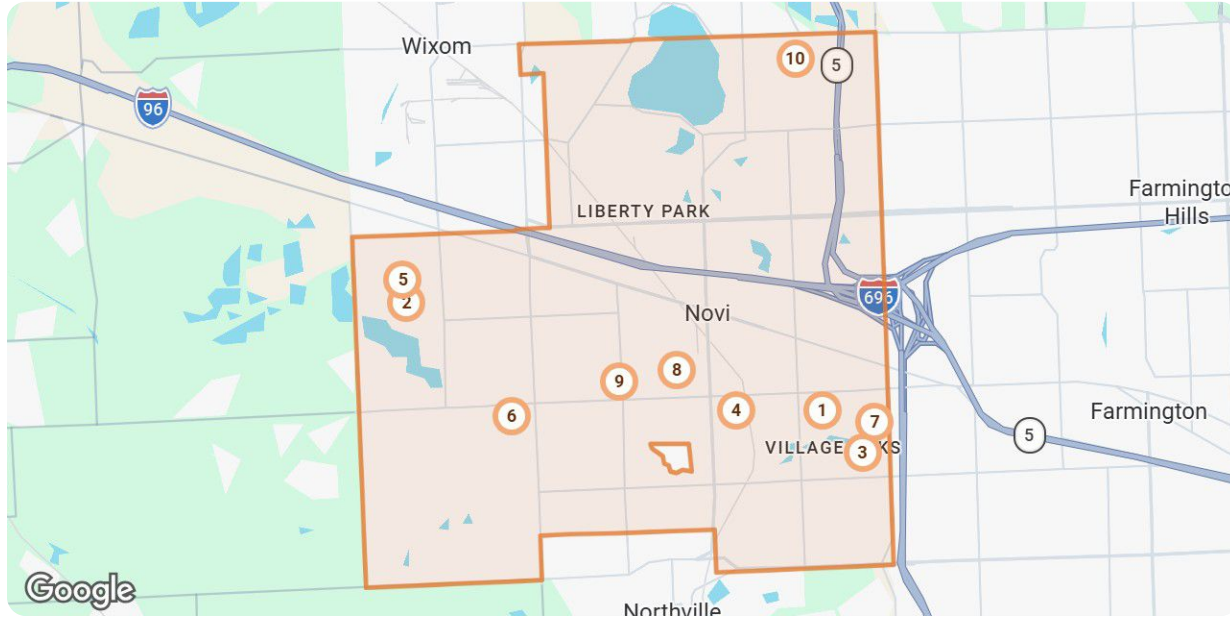
Pending: 10 properties		Property Type	Beds / Baths	Living Area (sq ft)	Lot Size / Year Built	List Date	List Price / \$ Per Sq Ft	Pending Date / Days in RPR
1	 <p>24228 Bashian Dr Novi, MI 48375 MLS ID: 20261030982 Pending / For Sale</p> <p><i>Listing Courtesy of Keller Williams Legacy</i></p>	Condo/Townhouse/Apt.	2/2	1,025	1 acre / 1988	5/4/2026	\$234,900 / \$229/sq ft	6/4/2026 / 31 days
2	 <p>23588 N Rockledge Novi, MI 48375 MLS ID: 20261008263 Pending / For Sale</p> <p><i>Listing Courtesy of RE/MAX Platinum</i></p>	Condo/Townhouse/Apt.	2/1	970	1 acre / 1978	2/9/2026	\$179,500 / \$185/sq ft	6/2/2026 / 113 days
3	 <p>23613 N Rockledge Novi, MI 48375 MLS ID: 20261037768 Pending / For Sale</p> <p><i>Listing Courtesy of Social House Group Belleville</i></p>	Condo/Townhouse/Apt.	2/2	936	1 acre / 1978	5/29/2026	\$199,900 / \$214/sq ft	6/2/2026 / 4 days
4	 <p>47301 Bramblewood Ct Novi, MI 48374 MLS ID: 20261035067 Pending / For Sale</p> <p><i>Listing Courtesy of Thrive Realty Company</i></p>	Condo/Townhouse/Apt.	4/4	2,101	1 acre / 1990	5/27/2026	\$525,000 / \$250/sq ft	6/1/2026 / 5 days
5	 <p>22629 Cranbrooke Dr Novi, MI 48375 MLS ID: 20261035934 Pending / For Sale</p> <p><i>Listing Courtesy of RE/MAX Classic</i></p>	Condo/Townhouse/Apt.	3/2	1,254	- / 1977	5/28/2026	\$265,000 / \$211/sq ft	6/1/2026 / 4 days
6	 <p>46571 Galway Dr Novi, MI 48374 MLS ID: 26025123 Pending / For Sale</p> <p><i>Listing Courtesy of Brandt Real Estate</i></p>	Single Family	5/5	3,455	0.45 acres / 1994	5/27/2026	\$945,000 / \$274/sq ft	6/1/2026 / 5 days
7	 <p>22177 Hazelton Ct Novi, MI 48374 MLS ID: 20261036639 Pending / For Sale</p> <p><i>Listing Courtesy of Century 21 Professionals</i></p>	Single Family	4/4	3,339	0.35 acres / 1998	5/27/2026	\$825,000 / \$247/sq ft	6/1/2026 / 5 days
8	 <p>24840 E Taft Rd Novi, MI 48375 MLS ID: 20261035169 Pending / For Sale</p> <p><i>Listing Courtesy of Real Estate One GPF</i></p>	Single Family	3/2	1,766	0.69 acres / 1957	5/15/2026	\$349,000 / \$198/sq ft	6/1/2026 / 17 days
9	 <p>48796 Windfall Rd Novi, MI 48374 MLS ID: 20261039119 Pending / For Sale</p> <p><i>Listing Courtesy of National Realty Centers, Inc</i></p>	Condo/Townhouse/Apt.	3/3	2,451	0.31 acres / 2022	5/28/2026	\$750,000 / \$306/sq ft	6/1/2026 / 4 days
10	 <p>27492 Belgrave Pl Novi, MI 48374 MLS ID: 20261033752 Pending / For Sale</p> <p><i>Listing Courtesy of The Paingol Group Realtors Inc</i></p>	Single Family	4/4	2,660	5,662 sqft / 2014	5/12/2026	\$599,900 / \$226/sq ft	5/31/2026 / 19 days



Novi, Michigan

Closed

Source: Public Records and Listings












Legend

● Closed

Closed: 10 properties		Property Type	Beds / Baths	Living Area (sq ft)	Lot Size / Year Built	Closed Date / Days in RPR	Closed Price / \$ Per Sq Ft	List to Sold Price %
1	 <p>23053 Brookforest Novi, MI 48375 Closed / Public Record</p>	Single Family	-/3	2,124	10,019 sqft / 1972	5/26/2026 - days	\$477,500 / \$211/sq ft	-
2	 <p>24869 Christina Ln Novi, MI 48375 Closed / Public Record</p>	Single Family	-/2	1,652	0.25 acres / 1979	5/22/2026 - days	\$490,000 / \$260/sq ft	-
3	 <p>22536 Brookforest Novi, MI 48375 Closed / Public Record</p>	Single Family	-/3	2,124	0.32 acres / 1971	5/21/2026 - days	\$525,000 / \$247/sq ft	-
4	 <p>43635 Chancellor Ln Novi, MI 48375 Closed / Public Record</p>	Condo/Townhouse/Apt.	-/3	2,138	8,276 sqft / -	5/21/2026 - days	\$572,000 / \$272/sq ft	-
5	 <p>22165 Chase Dr Novi, MI 48375 Closed / Public Record</p>	Single Family	4/4	3,238	0.29 acres / 1997	5/21/2026 - days	\$859,900 / \$265/sq ft	-
6	 <p>21555 Chase Dr Novi, MI 48375 Closed / Public Record</p>	Single Family	4/3	3,767	0.86 acres / 1993	5/20/2026 - days	\$1,111,000 / \$258/sq ft	-
7	 <p>24624 Olde Orchard St Novi, MI 48375 Closed / Public Record</p>	Condo/Townhouse/Apt.	-/2	1,058	1 acre / 1973	5/20/2026 - days	\$208,000 / \$197/sq ft	-



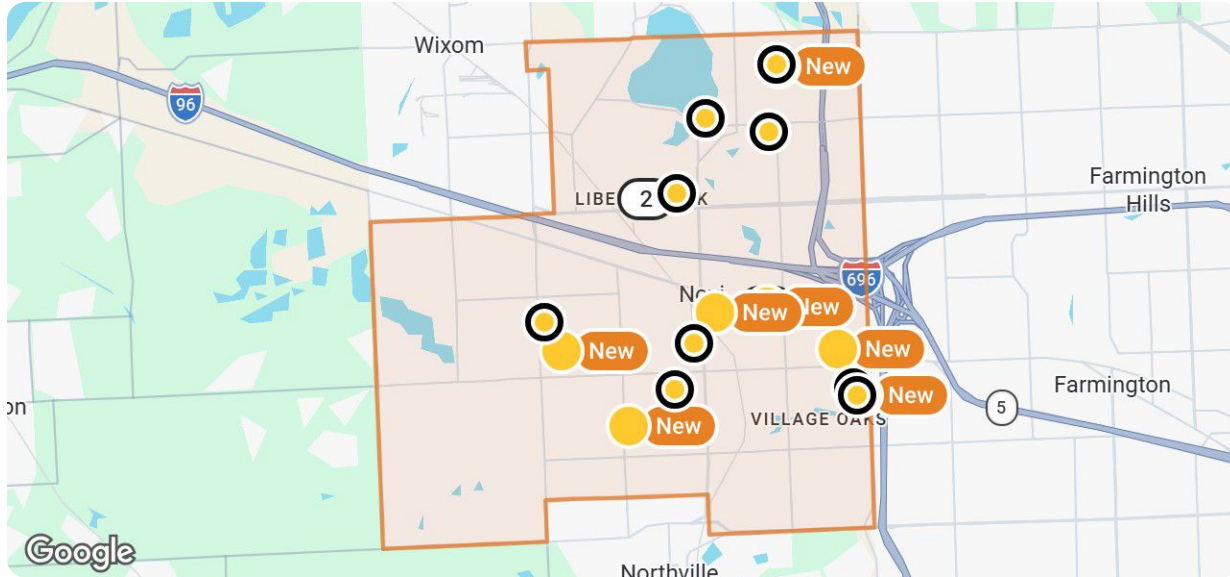
Novi, Michigan

Closed: 10 properties		Property Type	Beds / Baths	Living Area (sq ft)	Lot Size / Year Built	Closed Date / Days in RPR	Closed Price / \$ Per Sq Ft	List to Sold Price %
	 <p>25686 Shoreline Dr Novi, MI 48374</p> <p> Closed / Public Record</p>	Condo/Townhouse/Apt.	4/5	4,371	0.46 acres 2002	5/20/2026 - days	\$1,265,000 \$284/sq ft	-
	 <p>23748 E Le Bost Dr Novi, MI 48375</p> <p> Closed / Public Record</p>	Single Family	-/2	1,194	0.26 acres 1956	5/19/2026 - days	\$240,000 \$281/sq ft	-
	 <p>26197 Fieldstone Dr Novi, MI 48374</p> <p> Closed / Public Record</p>	Condo/Townhouse/Apt.	3/4	2,383	- 2003	5/18/2026 - days	\$545,000 \$220/sq ft	-

Novi, Michigan

Summary

For Lease Activity in the Last 3 Months



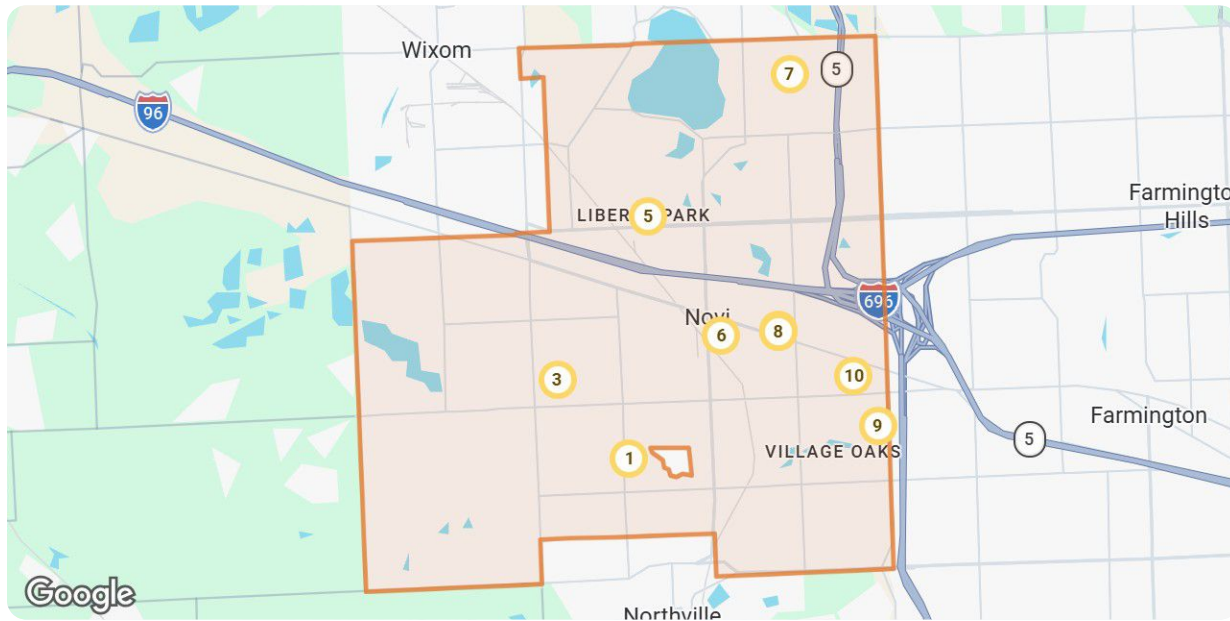
	New	Pending
Number of Properties	10	10
Lowest Listing Price / Est.Value	\$1,800	\$1,800
Median Listing Price / Est.Value	\$2,200	\$2,300
Highest Listing Price / Est.Value	\$3,200	\$3,400
Average Price / sqft	\$2	\$1
Median Price / sqft	\$2	\$1
Average Days in RPR	8	57
Median Days in RPR	4	43
Total Volume	\$23,400	\$24,600
Source	Listings	Listings

Novi, Michigan

Market Activity Breakdown

New

Source: Listings




Legend

● Active For Lease

New: 10 properties		Property Type	Beds / Baths	Living Area (sq ft)	Lot Size	Year Built	List Date / Days in RPR	List Price / \$ Per Sq Ft
1	 <p>27902 Hopkins Dr Novi, MI 48377 MLS ID: 26027320 ● Active / For Lease</p> <p><small>Courtesy of MKT Homes, LLC</small></p>	Condo/Townhouse/Apt.	2/3	1,500	26.55 acres	2012	6/5/2026 - days	\$2,350 mo. \$2/sq ft
2	 <p>44510 Ellery Ln Novi, MI 48377 MLS ID: 26026953 ● Active / For Lease</p> <p><small>Courtesy of MKT Homes, LLC</small></p>	Condo/Townhouse/Apt.	3/3	1,518	26.55 acres	2012	6/4/2026 1 day	\$2,450 mo. \$2/sq ft
3	 <p>23440 Little Rapids Ct, Apt 180 Novi, MI 48375 MLS ID: 20261040486 ● Active / For Lease</p> <p><small>Courtesy of Beycome Brokerage Realty LLC</small></p>	Condo/Townhouse/Apt.	1/1	780	-	1990	6/2/2026 3 days	\$1,800 mo. \$2/sq ft
4	 <p>41859 Mitchell Rd Novi, MI 48377 MLS ID: 20261040595 ● Active / For Lease</p> <p><small>Courtesy of RE/MAX Dream Properties</small></p>	Condo/Townhouse/Apt.	2/3	1,470	-	2001	6/2/2026 3 days	\$2,700 mo. \$2/sq ft
5	 <p>43159 Sandstone Dr Novi, MI 48377 MLS ID: 20261039231 ● Active / For Lease</p> <p><small>Courtesy of RE/MAX New Trend</small></p>	Single Family	4/3	2,904	0.39 acres	1998	6/2/2026 3 days	\$3,200 mo. \$1/sq ft

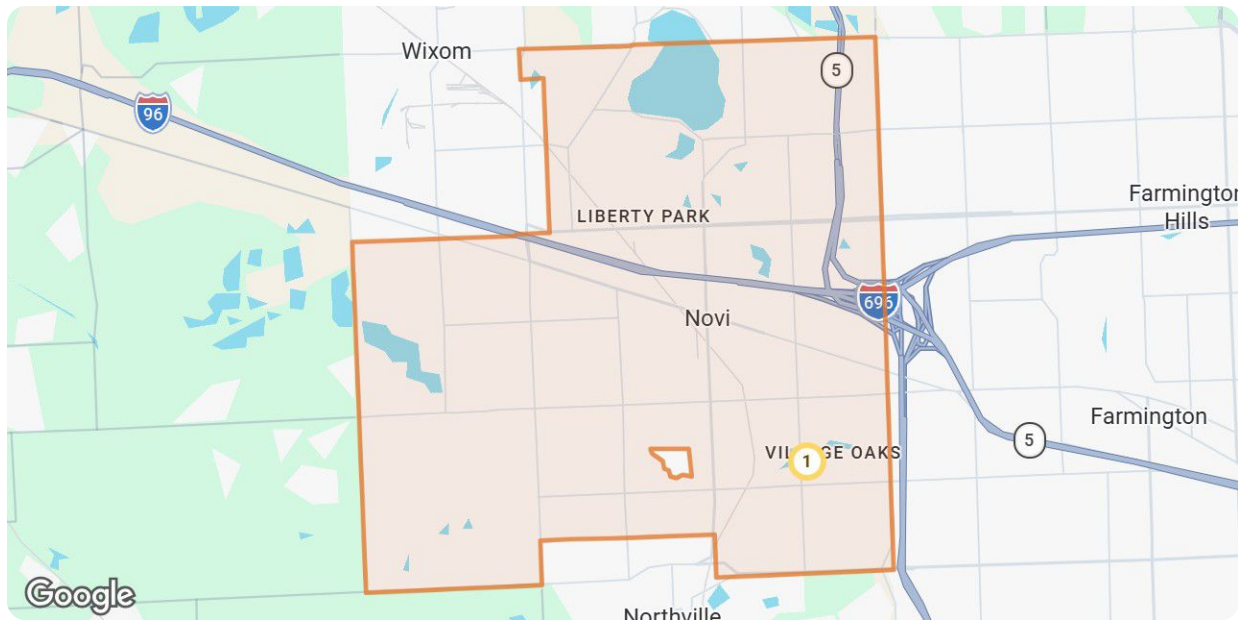


Novi, Michigan

New: 10 properties		Property Type	Beds / Baths	Living Area (sq ft)	Lot Size	Year Built	List Date / Days in RPR	List Price / \$ Per Sq Ft
	 <p>27863 Hopkins Dr Novi, MI 48377 MLS ID: 20261039841 ● Active / For Lease</p> <p><i>Courtesy of National Realty Centers, Inc</i></p>	Condo/Townhouse/Apt.	2/2	1,248	-	2007	6/1/2026 4 days	\$2,050 mo. \$2/sq ft
	 <p>45331 Courtview Trl Novi, MI 48375 MLS ID: 20261038133 ● Active / For Lease</p> <p><i>Courtesy of RE/MAX New Trend</i></p>	Single Family	4/3	2,378	0.26 acres	1989	5/26/2026 10 days	\$3,200 mo. \$1/sq ft
	 <p>41576 Hamlet Ln Novi, MI 48375 MLS ID: 20261037788 ● Active / For Lease</p> <p><i>Courtesy of Community Choice Realty Associates, LLC</i></p>	Condo/Townhouse/Apt.	2/2	1,241	-	2005	5/24/2026 12 days	\$1,850 mo. \$1/sq ft
	 <p>25520 Portico Ln Novi, MI 48375 MLS ID: 20261036874 ● Active / For Lease</p> <p><i>Courtesy of Internet Real Estate, Inc</i></p>	Condo/Townhouse/Apt.	2/2	1,132	-	2005	5/20/2026 16 days	\$1,900 mo. \$2/sq ft
	 <p>27859 Hopkins Dr Novi, MI 48377 MLS ID: 20261036227 ● Active / For Lease</p> <p><i>Courtesy of Community Choice Realty Associates, LLC</i></p>	Condo/Townhouse/Apt.	2/2	1,248	-	2007	5/19/2026 17 days	\$1,900 mo. \$2/sq ft

Pending











Source: Listings



Legend

● Active For Lease



Pending: 10 properties		Property Type	Beds / Baths	Living Area (sq ft)	Lot Size / Year Built	List Date	List Price / \$ Per Sq Ft	Pending Date / Days in RPR
1	 <p>24498 Redwing Dr Novi, MI 48374 MLS ID: 20261037048 Pending / For Lease</p> <p><i>Courtesy of RE/MAX New Trend</i></p>	Single Family	4/3	2,284	10,018 sqft 1989	5/21/2026	\$3,100 mo. \$1/sq ft	6/4/2026 14 days
2	 <p>30850 Collingdale Dr Novi, MI 48377 MLS ID: 20261028565 Pending / For Lease</p> <p><i>Courtesy of Beka Management</i></p>	Condo/Townhouse/Apt.	3/2	1,160	- 1992	4/26/2026	\$2,100 mo. \$2/sq ft	5/29/2026 33 days
3	 <p>23847 Greening Dr Novi, MI 48375 MLS ID: 20261030918 Pending / For Lease</p> <p><i>Courtesy of AutoCity Realty LLC</i></p>	Single Family	4/3	2,576	0.38 acres 1981	5/4/2026	\$3,100 mo. \$1/sq ft	5/27/2026 23 days
4	 <p>23647 Stonehenge Blvd Novi, MI 48375 MLS ID: 20261021856 Pending / For Lease</p> <p><i>Courtesy of The Paingol Group Realtors Inc</i></p>	Condo/Townhouse/Apt.	2/3	968	1 acre 1978	4/4/2026	\$1,800 mo. \$2/sq ft	5/27/2026 53 days
5	 <p>27898 Hopkins Dr Novi, MI 48377 MLS ID: 26022549 Pending / For Lease</p> <p><i>Courtesy of MKT Homes, LLC</i></p>	Condo/Townhouse/Apt.	2/3	1,500	26.55 acres 2012	5/15/2026	\$2,250 mo. \$2/sq ft	5/26/2026 11 days
6	 <p>28235 Carlton Way Dr Novi, MI 48377 MLS ID: 26010079 Pending / For Lease</p> <p><i>Courtesy of Brandt Real Estate</i></p>	Condo/Townhouse/Apt.	2/2	1,579	17.58 acres 2000	3/16/2026	\$2,300 mo. \$1/sq ft	5/14/2026 59 days
7	 <p>23677 Stonehenge Blvd Novi, MI 48375 MLS ID: 20261009275 Pending / For Lease</p> <p><i>Courtesy of Real Estate One-W Blmflid</i></p>	Condo/Townhouse/Apt.	3/3	1,010	1 acre 1978	2/13/2026	\$1,900 mo. \$2/sq ft	5/13/2026 89 days
8	 <p>27978 Middleton Dr Novi, MI 48377 MLS ID: 20251041076 Pending / For Lease</p> <p><i>Courtesy of Community Choice Realty Associates, LLC</i></p>	Condo/Townhouse/Apt.	3/3	2,061	- 2010	9/29/2025	\$2,350 mo. \$1/sq ft	5/5/2026 218 days
9	 <p>31216 Kingswood Blvd Novi, MI 48377 MLS ID: 20261027332 Pending / For Lease</p> <p><i>Courtesy of Relo Redac, Inc</i></p>	Single Family	3/4	2,900	0.27 acres 1997	4/21/2026	\$3,400 mo. \$1/sq ft	4/29/2026 8 days
10	 <p>44681 Ellery Ln Novi, MI 48377 MLS ID: 20261010410 Pending / For Lease</p> <p><i>Courtesy of National Realty Centers, Inc</i></p>	Condo/Townhouse/Apt.	3/3	1,518	- 2013	2/19/2026	\$2,300 mo. \$2/sq ft	4/22/2026 62 days

Novi, Michigan

About RPR

- RPR® is the nation's largest property database, exclusively for REALTORS®. It empowers REALTORS® to help buyers and sellers make informed decisions, backed by a real estate database covering more than 160 million residential and commercial properties in the United States.
- RPR is a wholly owned subsidiary of the National Association of REALTORS® and a member benefit to REALTORS®.
- RPR's data sources range from MLSs and county-level tax and assessment offices, to the U.S. Census and FEMA, to specialty data set providers such as Esri (consumer data), Niche (school information) and Precisely (geographic boundaries).

Learn More

For more information about RPR, please visit RPR's public website: <https://blog.narrpr.com>

