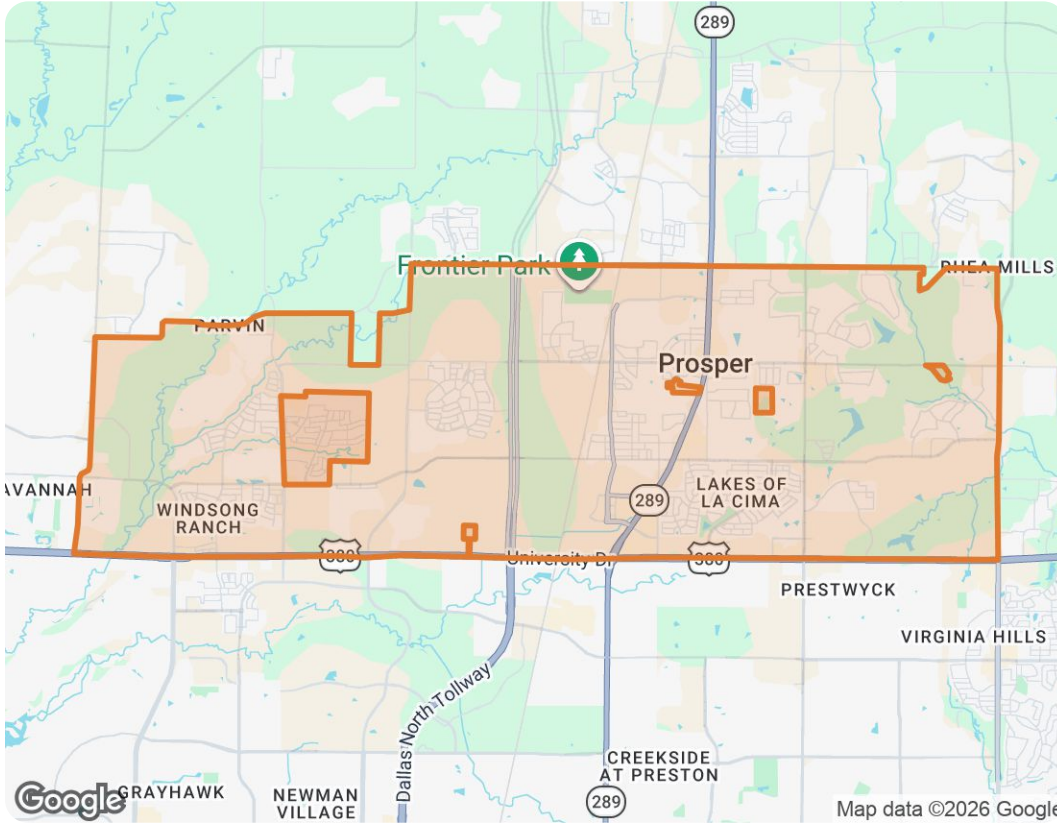


Prosper, Texas



The biggest buyer rebates and lowest selling fees in real estate – without sacrificing full-service support, 7 days a week.

ShopProp Licensed CA, WA, HI, AZ, MI, TX, VA, CO

📞 Office (888) 821-0556

✉️ team@shopprop.com

🌐 www.shopprop.com

Shop|Prop

ShopProp Inc.



Prosper, Texas

Market Trends

Market Trends for Prosper, Texas

Single Family + Condo/Townhouse/Apt.

April 2026

Market Type



Key Details

Months of Inventory	Sold to List Price %	Median Days in RPR	Median Sold Price
7.84 ↑ 14.29% MoM	96.1% ↑ 0.04% MoM	40 ↓ 9.09% MoM	\$829,000 ↑ 7.8% MoM

This represents an estimated sale price for this property. It is not the same as the opinion of value in an appraisal developed by a licensed appraiser under the Uniform Standards of Professional Appraisal Practice.



Prosper, Texas

May 2026 Median Estimated Property Value

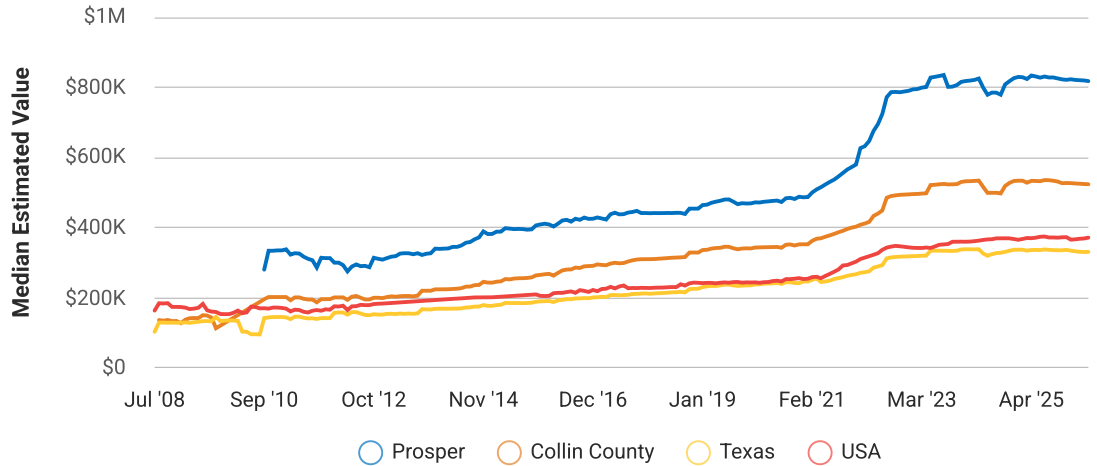
Single Family + Condo/Townhouse/Apt.

This graphic displays property estimates for a market area and a subject property, where one has been selected. Estimated property values are generated by a valuation model and are not formal appraisals.

Source: Public records, and MLS sources where licensed

Update Frequency: Monthly

Median Estimated Value \$817,660	Last Month Change -0.2%	12 Month Change -1.6%
---	--	--



April 2026 Active Listings

Prosper, Texas

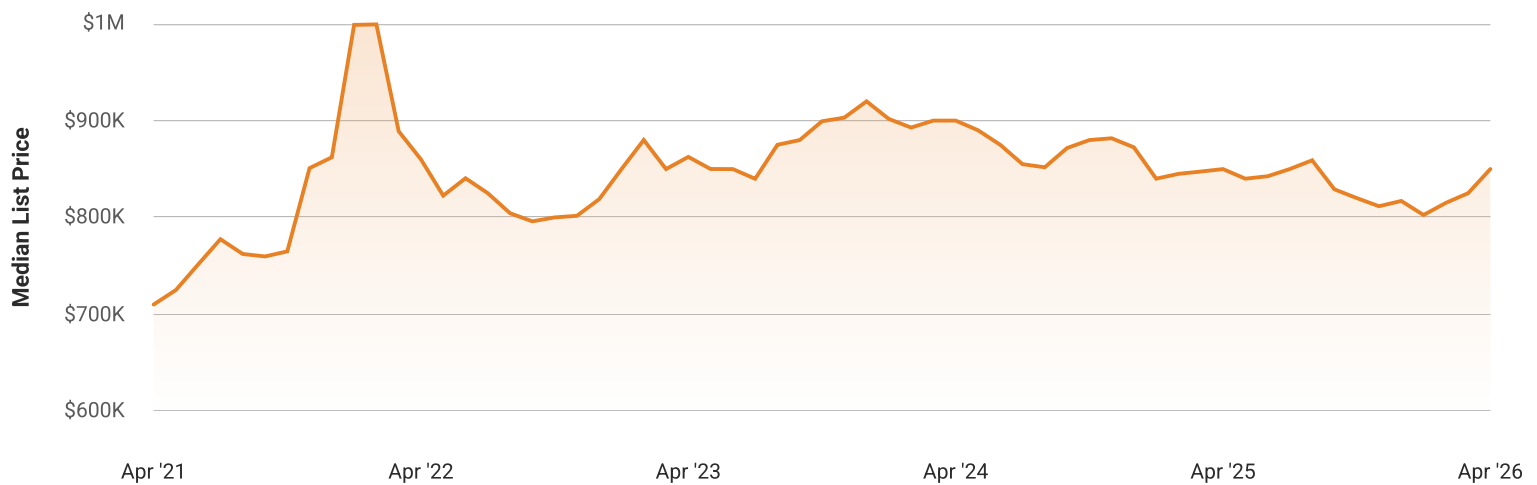
Single Family + Condo/Townhouse/Apt.

This graphic summarizes key statistics for properties that were in an active status on the last day of each month. RPR uses list date and a derived pending date to determine if the listing was active on the last day of the month. An end-of-month snapshot of active listings helps to understand inventory levels, price points and duration on the market.

Source: Listing sources

Update Frequency: Monthly

Median List Price - \$849,975 ↑ 3% Month over Month



Prosper, Texas

April 2026 Sold Listings

Prosper, Texas

Single Family + Condo/Townhouse/Apt.

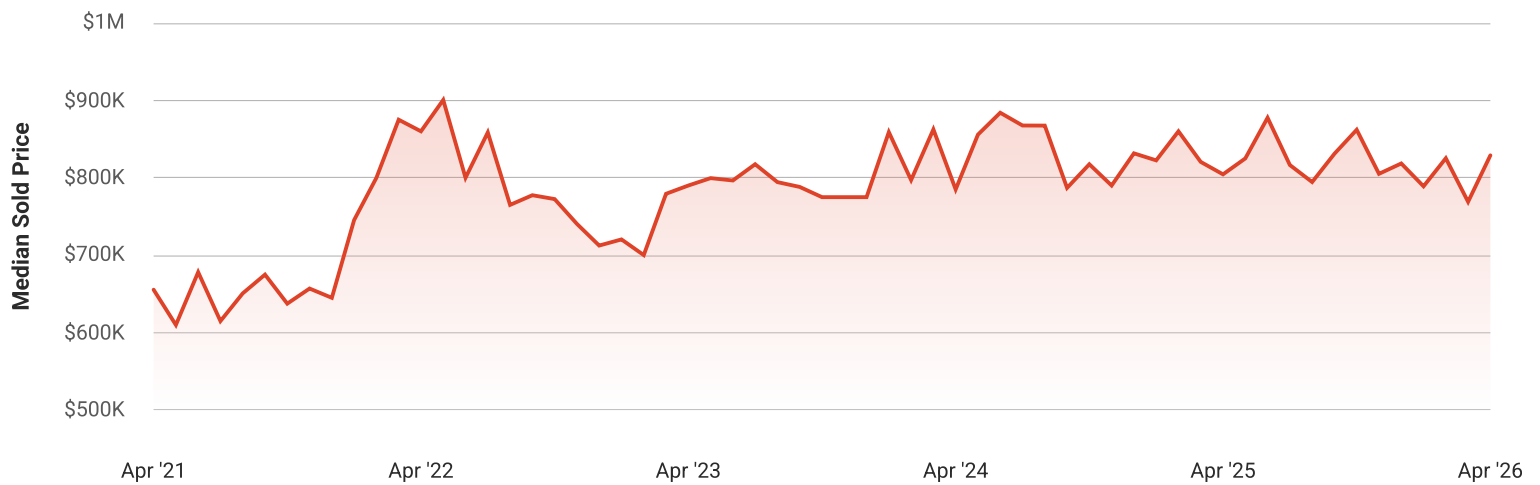
This graphic summarizes key statistics for properties that sold each month. RPR uses a derived sold date to determine when a property moved into a sold status within the given month. These statistics are important for understanding the price points on sold properties as well as the difference between the list price and sold price, which reveals whether buyers are paying over or under the asking price.

Source: Listing sources

Update Frequency: Monthly

Median Sold Price - \$829,000

↑ 7.8% Month over Month



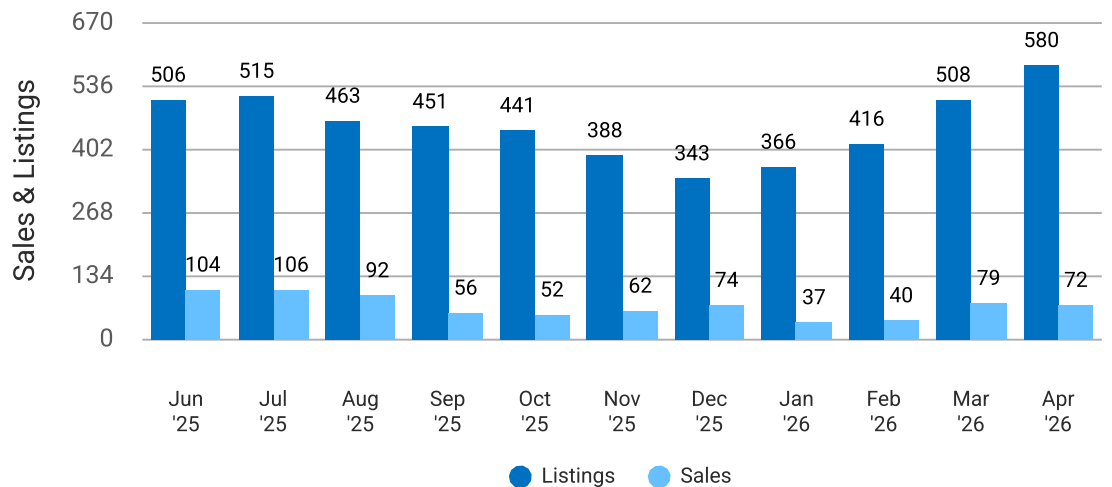
Total Sales and Active Listings in Prosper, Texas

Single Family + Condo/Townhouse/Apt.

This graph compares the number of sales with the number of active listings in the local market.

Source: MLS data where licensed

Update Frequency: Monthly



Prosper, Texas

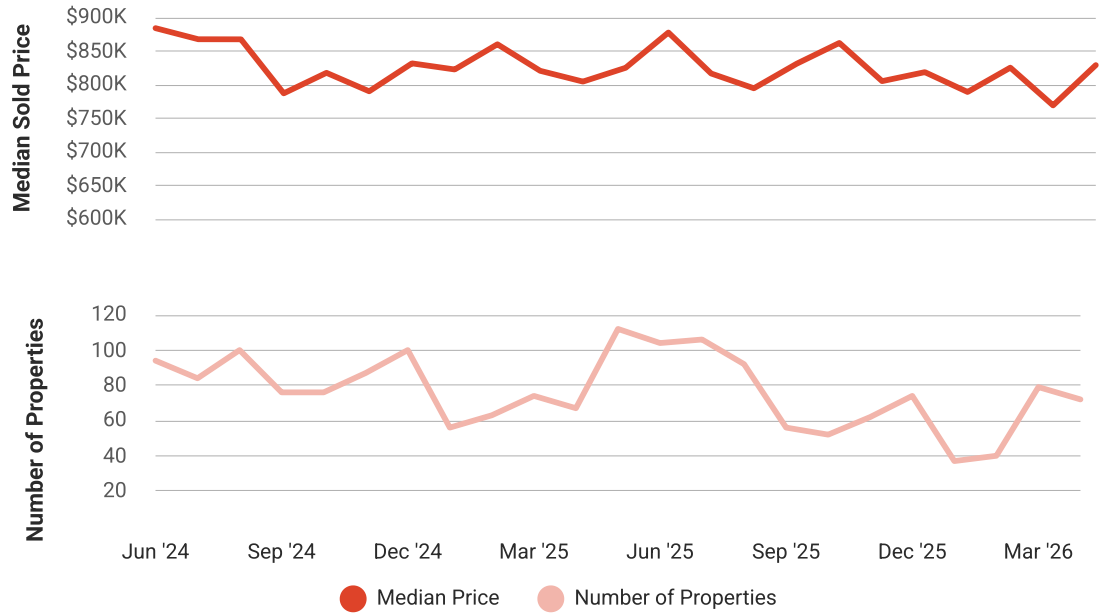
Median Sold Price vs Sold Listings in Prosper, Texas

Single Family + Condo/Townhouse/Apt.

This chart compares the trend of median sold price and number of sold listings for the given location.

Source: Listing Data

Update Frequency: Monthly



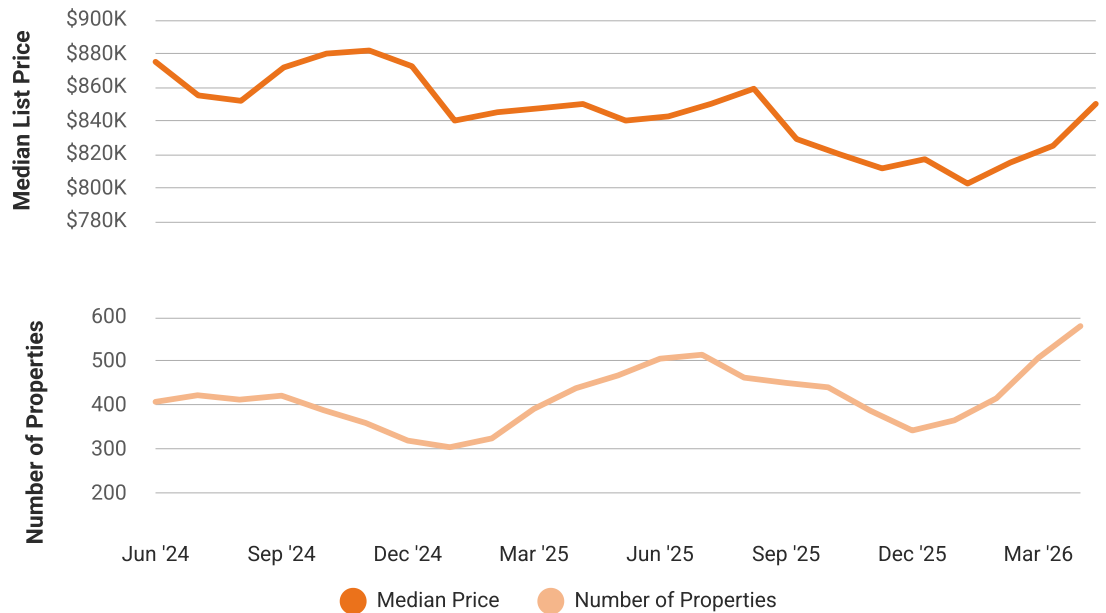
Median List Price vs Active Listings in Prosper, Texas

Single Family + Condo/Townhouse/Apt.

This chart compares the trend of median list price and number of active properties for the given location.

Source: Listing Data

Update Frequency: Monthly



Prosper, Texas

Market Snapshot

Value and Price Changes

	Current	Last Month	Last 3 Months	Last 12 Months	Last 24 Months	Last 36 Months
Median Est. Property Value Last Updated: 5/31/2026	\$817,660	\$819,440 -0.22%	\$820,980 -0.4%	\$830,790 -1.58%	\$799,180 +2.31%	\$827,650 -1.21%
Median Sold Price Last Updated: 4/30/2026	\$829,000	\$769,000 +7.8%	\$789,000 +5.07%	\$804,450 +3.05%	\$785,000 +5.61%	\$790,000 +4.94%
Median List Price Last Updated: 4/30/2026	\$849,975	\$825,000 +3.03%	\$802,495 +5.92%	\$849,900 +0.01%	\$900,000 -5.56%	\$862,500 -1.45%

About this Data: Because some brokerages may choose not to include their MLS listing content within the RPR platform, the analysis contained in this report may not have been created using all the available listing data within this geographical market. Median estimated property values are generated by a valuation model and are not formal appraisals. Valuations are based on public records and MLS data where licensed. The Metrics displayed here reflect **All Residential Single Family, Condo, Townhouse and Apartment properties** data.

Market Activity

Market Activity Filters

Sort Order: Date

Maximum Properties Per Change Type: 10

Change Types: New Listings, Pending, Closed, Distressed

Property Types: Single Family, Condo/Townhouse/Apt

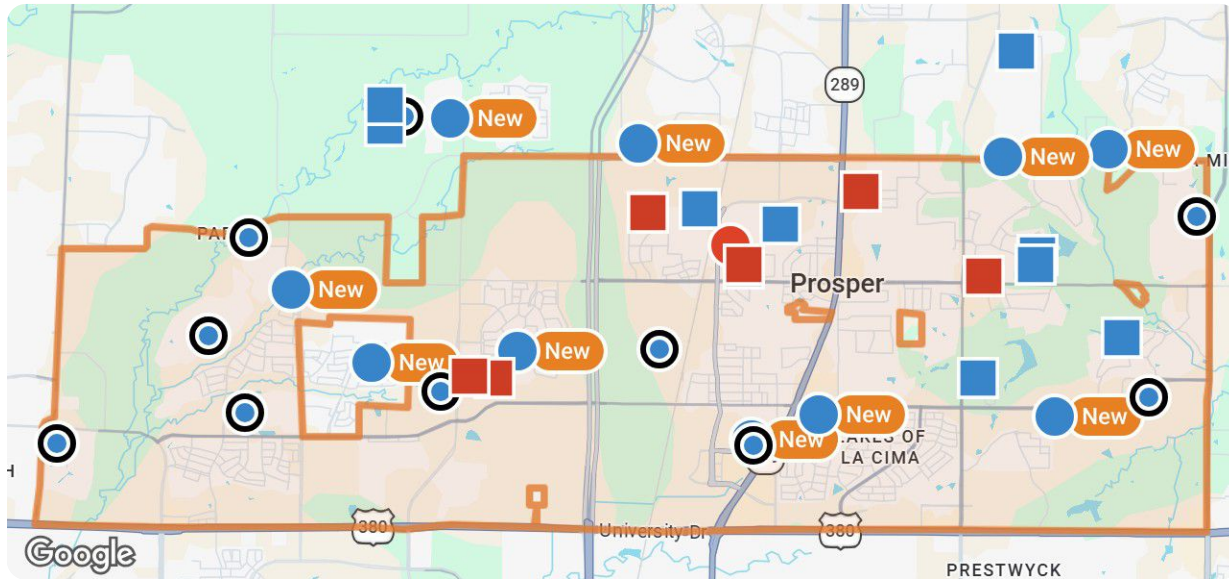
Property Features: Sale Price: Any, Lease Price: Any, Beds: Any, Baths: Any, Living Area: Any, Lot Size (acre): Any, Year Built: Any



Prosper, Texas

Summary

For Sale Activity in the Last 3 Months



Legend

- For Sale
- For Sale Pending
- Distressed For Sale or Lease
- Recently Closed
- Distressed

	New	Pending	Closed	Distressed
Number of Properties	10	10	10	9
Lowest Listing Price / Est.Value	\$450,000	\$399,990	\$320,000	\$216,600
Median Listing Price / Est.Value	\$999,000	\$935,945	\$836,400	\$849,950
Highest Listing Price / Est.Value	\$1,765,000	\$2,739,000	\$1,325,000	\$1,398,270
Average Price / sqft	\$263	\$267	\$227	\$221
Median Price / sqft	\$240	\$251	\$216	\$208
Average Days in RPR	1	179	84	44
Median Days in RPR	1	106	55	44
Total Volume	\$10,459,790	\$9,935,305	\$8,148,800	\$7,870,230
Source	Listings	Listings	Public Records & Listings	Public Records & Listings

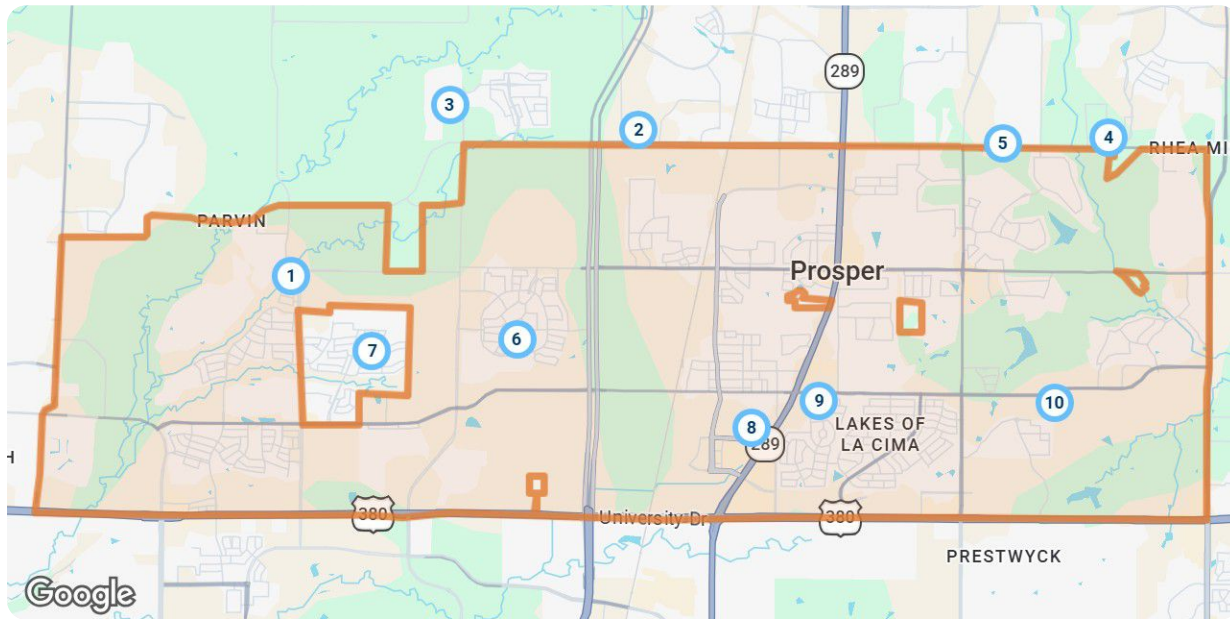


Prosper, Texas

Market Activity Breakdown






New

Source: Listings



Legend

● Active For Sale

New: 10 properties		Property Type	Beds / Baths	Living Area (sq ft)	Lot Size	Year Built	List Date / Days in RPR	List Price / \$ Per Sq Ft
1	 <p>1716 Adams Pl Prosper, TX 75078 MLS ID: 21290286 ● Active / For Sale <i>Listing Courtesy of EXP REALTY</i></p>	Single Family	3/3	2,048	0.33 acres	2007	6/4/2026 1 day	\$450,000 \$220/sq ft
2	 <p>2105 Austin Ln Prosper, TX 75078 MLS ID: 21291096 ● Active / For Sale <i>Listing Courtesy of PS Home Consultants Group</i></p>	Single Family	5/5	3,575	7,100 sqft	2017	6/4/2026 1 day	\$650,000 \$182/sq ft
3	 <p>4351 Berylline Ln Prosper, TX 75078 MLS ID: 21290334 ● Active / For Sale <i>Listing Courtesy of EXP REALTY</i></p>	Single Family	6/5	3,764	10,105 sqft	2024	6/4/2026 1 day	\$889,990 \$236/sq ft
4	 <p>441 Centenary Dr Prosper, TX 75078 MLS ID: 21291363 ● Active / For Sale <i>Listing Courtesy of Berkshire HathawayHS PenFed TX</i></p>	Single Family	4/4	3,598	0.35 acres	2020	6/4/2026 1 day	\$1,099,000 \$305/sq ft
5	 <p>4440 Liberty Dr Prosper, TX 75078 MLS ID: 21287274 ● Active / For Sale <i>Listing Courtesy of Coldwell Banker Apex, Realtors</i></p>	Single Family	5/6	5,105	0.33 acres	2019	6/4/2026 1 day	\$1,765,000 \$346/sq ft

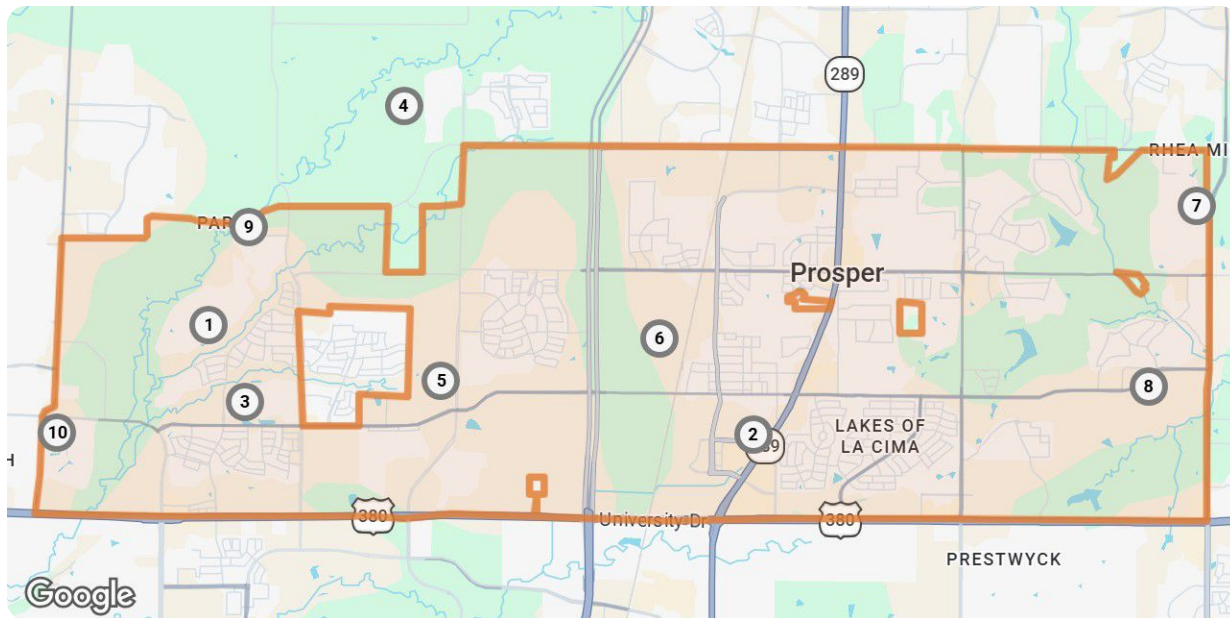


Prosper, Texas

New: 10 properties		Property Type	Beds / Baths	Living Area (sq ft)	Lot Size	Year Built	List Date / Days in RPR	List Price / \$ Per Sq Ft
	 <p>2561 Miles St Prosper, TX 75078 MLS ID: 21292057 ● Active / For Sale</p> <p><i>Listing Courtesy of Perry Homes Realty LLC</i></p>	Single Family	5/6	4,800	0.29 acres	2026	6/4/2026 1 day	\$1,399,900 \$292/sq ft
	 <p>2121 Normandy Prosper, TX 75078 MLS ID: 21285559 ● Active / For Sale</p> <p><i>Listing Courtesy of Allie Beth Allman & Assoc.</i></p>	Single Family	5/5	4,442	0.29 acres	2020	6/4/2026 1 day	\$1,499,000 \$337/sq ft
	 <p>1181 Saint Peter Ln Prosper, TX 75078 MLS ID: 21287677 ● Active / For Sale</p> <p><i>Listing Courtesy of JPAR North Metro</i></p>	Single Family	4/4	3,790	0.35 acres	2020	6/4/2026 1 day	\$899,000 \$237/sq ft
	 <p>1522 Snowdrop Dr Prosper, TX 75078 MLS ID: 21292055 ● Active / For Sale</p> <p><i>Listing Courtesy of Elm Fork Realty</i></p>	Single Family	5/4	2,975	5,967 sqft	2019	6/4/2026 1 day	\$700,000 \$235/sq ft
	 <p>290 Twilight Dr Prosper, TX 75078 MLS ID: 21292100 ● Active / For Sale</p> <p><i>Listing Courtesy of Perry Homes Realty LLC</i></p>	Single Family	5/6	4,579	8,624 sqft	2026	6/4/2026 1 day	\$1,107,900 \$242/sq ft

Pending

Source: Listings













Legend

● Pending



Prosper, Texas

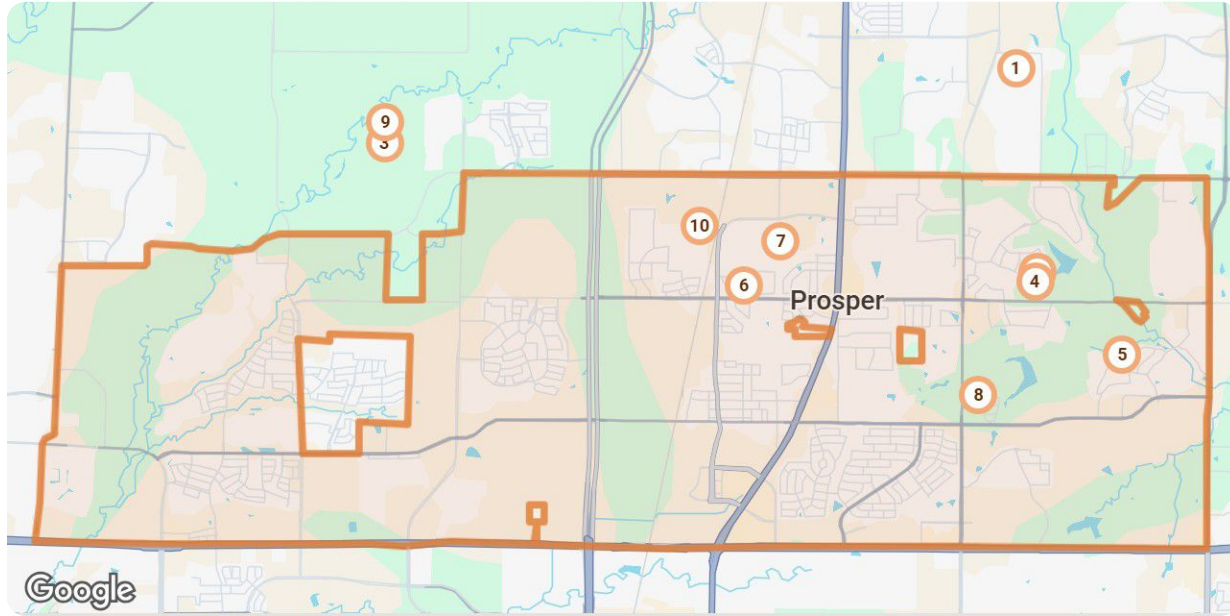
Pending: 10 properties		Property Type	Beds / Baths	Living Area (sq ft)	Lot Size / Year Built	List Date	List Price / \$ Per Sq Ft	Pending Date / Days in RPR
1	 <p>1520 Fairmont Dr Prosper, TX 75078 MLS ID: 20962732 Pending / For Sale</p> <p><i>Listing Courtesy of HomesUSA.com</i></p>	Single Family	5/6	3,840	0.25 acres 2025	6/7/2025	\$974,990 \$254/sq ft	6/4/2026 362 days
2	 <p>1570 Binkley Ave Prosper, TX 75078 MLS ID: 20897201 Pending / For Sale</p> <p><i>Listing Courtesy of HomesUSA.com</i></p>	Single Family	4/5	3,628	0.27 acres 2025	4/8/2025	\$899,990 \$248/sq ft	6/3/2026 421 days
3	 <p>3836 Keya Dr Prosper, TX 75078 MLS ID: 21193429 Pending / For Sale</p> <p><i>Listing Courtesy of HomesUSA.com</i></p>	Condo/Townhouse/Apt.	3/3	2,249	2,178 sqft 2025	2/27/2026	\$399,990 \$178/sq ft	6/1/2026 94 days
4	 <p>300 Nightfall Dr Prosper, TX 75078 MLS ID: 21286601 Pending / For Sale</p> <p><i>Listing Courtesy of Perry Homes Realty LLC</i></p>	Single Family	4/4	2,991	8,712 sqft 2026	5/31/2026	\$971,900 \$325/sq ft	5/31/2026 - days
5	 <p>391 Twilight Dr Prosper, TX 75078 MLS ID: 21286620 Pending / For Sale</p> <p><i>Listing Courtesy of Perry Homes Realty LLC</i></p>	Single Family	5/6	4,579	0.29 acres 2026	5/31/2026	\$1,173,900 \$256/sq ft	5/31/2026 - days
6	 <p>291 Williamsburg Pl Prosper, TX 75078 MLS ID: 21248331 Pending / For Sale</p> <p><i>Listing Courtesy of SevenHaus Realty</i></p>	Single Family	5/6	5,779	0.37 acres 2026	4/23/2026	\$2,739,000 \$474/sq ft	5/31/2026 38 days
7	 <p>3022 Corvara Dr Prosper, TX 75078 MLS ID: 21172110 Pending / For Sale</p> <p><i>Listing Courtesy of Tina Leigh Realty</i></p>	Condo/Townhouse/Apt.	3/3	2,153	- 2026	2/5/2026	\$499,990 \$232/sq ft	5/29/2026 113 days
8	 <p>3928 Infinity Ln Prosper, TX 75078 MLS ID: 21074147 Pending / For Sale</p> <p><i>Listing Courtesy of HIGHLAND HOMES REALTY</i></p>	Single Family	4/3	2,273	4,791 sqft 2026	9/30/2025	\$564,800 \$248/sq ft	5/29/2026 241 days
9	 <p>2721 Prestonshire Ln Prosper, TX 75078 MLS ID: 21221293 Pending / For Sale</p> <p><i>Listing Courtesy of American Legend Homes</i></p>	Single Family	5/6	4,302	8,538 sqft 2026	3/27/2026	\$1,161,745 \$270/sq ft	5/29/2026 63 days
10	 <p>3820 Stars St Prosper, TX 75078 MLS ID: 21186548 Pending / For Sale</p> <p><i>Listing Courtesy of American Legend Homes</i></p>	Single Family	4/3	2,993	5,111 sqft 2026	2/20/2026	\$549,000 \$183/sq ft	5/29/2026 98 days



Prosper, Texas

Closed

Source: Public Records and Listings



Legend
● Closed

Closed: 10 properties		Property Type	Beds / Baths	Living Area (sq ft)	Lot Size / Year Built	Closed Date / Days in RPR	Closed Price / \$ Per Sq Ft	List to Sold Price %
1	 <p>1501 Bird Cherry Ln Prosper, TX 75078 MLS ID: 21202741 ■ Closed / For Sale <i>Courtesy of Innovative Realty</i></p>	Single Family	3/3	2,323	6,098 sqft 2018	6/3/2026 53 days	\$440,000 \$189/sq ft	↓ 8.33%
2	 <p>2730 Savannah Rdg Prosper, TX 75078 MLS ID: 20983397 ■ Closed / For Sale <i>Courtesy of American Legend Homes</i></p>	Single Family	5/6	4,354	8,190 sqft 2025	6/3/2026 241 days	\$990,000 \$227/sq ft	↓ 0.9%
3	 <p>3305 Twin Lakes Dr Prosper, TX 75078 MLS ID: 21179700 ■ Closed / For Sale <i>Courtesy of RE/MAX Four Corners</i></p>	Single Family	4/4	3,628	1.04 acres 2010	6/3/2026 79 days	\$1,125,000 \$310/sq ft	↓ 6.25%
4	 <p>1751 Winchester Dr Prosper, TX 75078 MLS ID: 21254566 ■ Closed / For Sale <i>Courtesy of Lovejoy Homes Realty, LLC.</i></p>	Single Family	4/4	4,099	0.3 acres 2017	6/3/2026 5 days	\$850,000 \$207/sq ft	↑ 0.01%
5	 <p>1000 Circle J Trl Prosper, TX 75078 MLS ID: 21105663 ■ Closed / For Sale <i>Courtesy of Ebby Halliday Realtors</i></p>	Single Family	5/5	4,813	0.26 acres 2020	6/2/2026 172 days	\$1,325,000 \$275/sq ft	↓ 8.23%

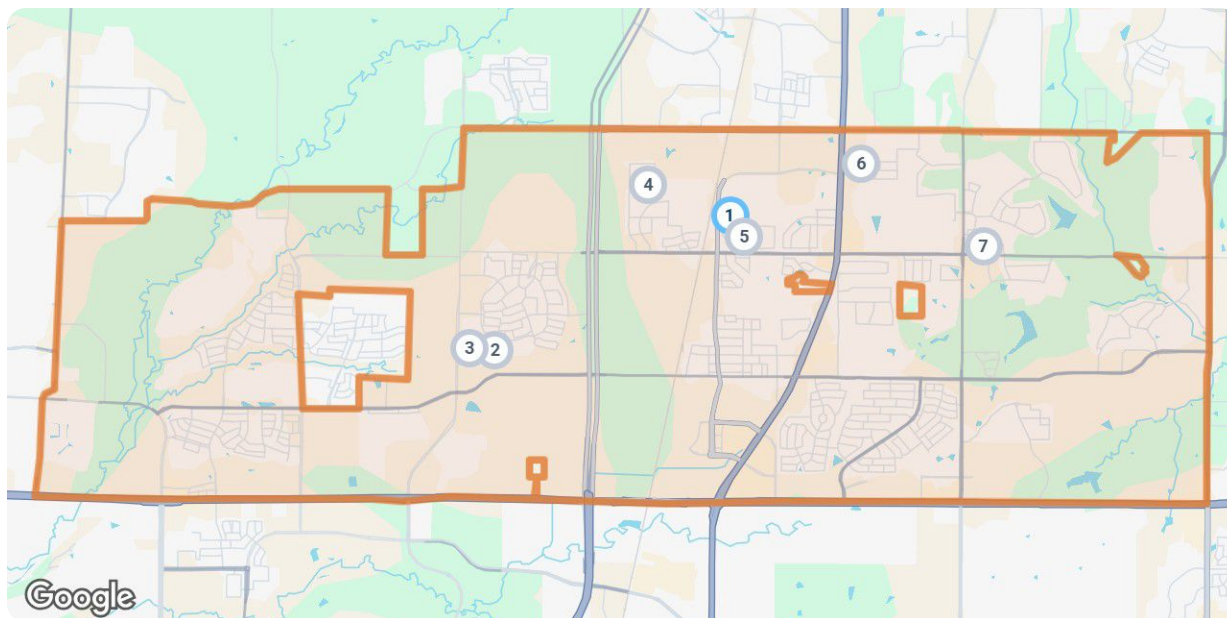


Prosper, Texas

Closed: 10 properties		Property Type	Beds / Baths	Living Area (sq ft)	Lot Size / Year Built	Closed Date / Days in RPR	Closed Price / \$ Per Sq ft	List to Sold Price %
	 1004 Lancashire Ln Prosper, TX 75078 MLS ID: 21212400 Closed / For Sale <i>Courtesy of Joseph Walter Realty, LLC</i>	Single Family	4/3	2,551	7,448 sqft 2010	6/2/2026 49 days	\$320,000 \$125/sq ft	↓ 8.05%
	 306 Stone Hollow Ct Prosper, TX 75078 MLS ID: 21090200 Closed / For Sale <i>Courtesy of Real Broker, LLC</i>	Single Family	3/3	2,908	0.41 acres 2001	6/1/2026 181 days	\$570,000 \$196/sq ft	↓ 4.84%
	 4449 Blue Sky Dr Prosper, TX 75078 MLS ID: 21149906 Closed / For Sale <i>Courtesy of HIGHLAND HOMES REALTY</i>	Single Family	5/6	3,673	7,800 sqft 2026	5/29/2026 56 days	\$822,800 \$224/sq ft	↓ 7.2%
	 3832 Blue Yucca Ln Prosper, TX 75078 MLS ID: 21259150 Closed / For Sale <i>Courtesy of Monument Realty</i>	Single Family	4/3	3,003	6,926 sqft 2021	5/29/2026 2 days	\$585,000 \$195/sq ft	↓ 4.88%
	 1630 Caruth Dr Prosper, TX 75078 MLS ID: 21239604 Closed / For Sale <i>Courtesy of Coldwell Banker Realty Plano</i>	Single Family	4/4	3,527	0.28 acres 2021	5/29/2026 5 days	\$1,121,000 \$318/sq ft	↓ 2.52%

Distressed

Source: Public Records and Listings





















Legend

- Active For Sale
- Closed
- Off Market, Hold, Withdrawn, Expired, or Canceled



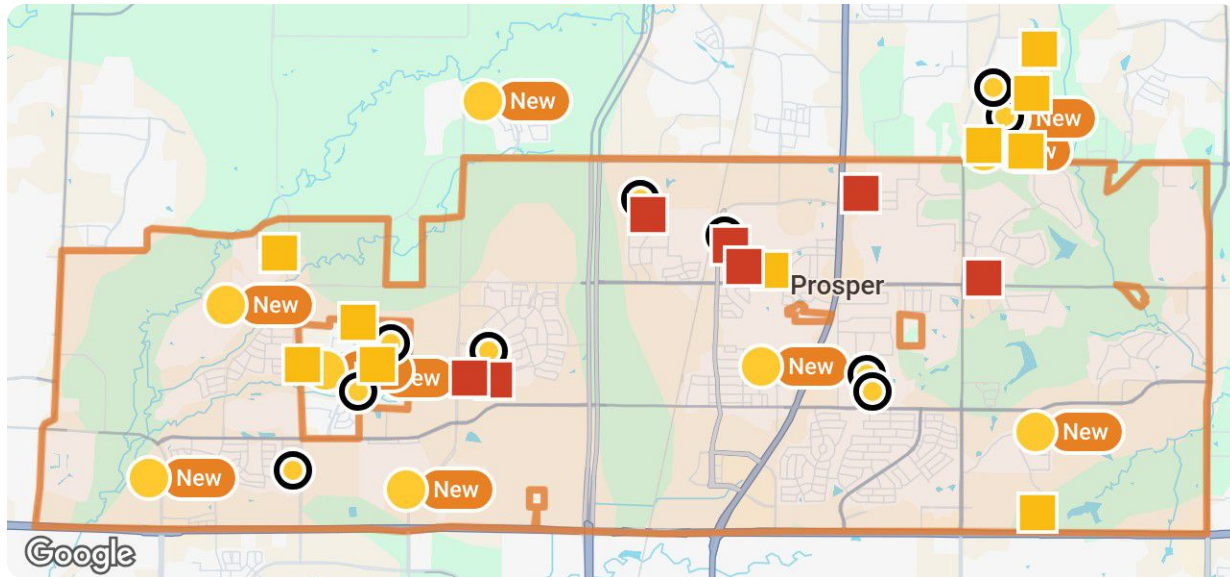
Prosper, Texas

Distressed: 9 properties		Property Type	Beds / Baths	Living Area (sq ft)	Lot Size / Year Built	List Date / Days in RPR	List Price / \$ Per Sq Ft	Distressed Date / Type
	 <p>2341 Rainforest Dr Prosper, TX 75078 MLS ID: 21284485 ● Active / For Sale</p> <p><i>Listing Courtesy of Aplomb Real Estate</i></p>	Single Family	5/6	4,264	8,276 sqft 2022	5/28/2026 8 days	\$999,000 \$234/sq ft	4/13/2026 Notice of Foreclosure Sale
	 <p>5650 Lincolnwood Dr Prosper, TX 75078 ■ Closed / Public Record</p>	Single Family	3/3	2,263	7,505 sqft 2009	- - days	- \$164/sq ft	5/18/2026 Sold Date: 5/18/2026
	 <p>201 Kingsbury Ln Prosper, TX 75078 MLS ID: 21199080 ● Active / For Sale</p> <p><i>Listing Courtesy of Coldwell Banker Apex, REALTORS</i></p>	Single Family	5/4	4,083	0.25 acres 2017	3/18/2026 79 days	\$849,950 \$208/sq ft	4/9/2026 Standard Sale
	 <p>140 Southern Hills Dr Prosper, TX 75078 ■ Off Market / Public Record</p>	Single Family	4/5	4,649	0.33 acres 2022	- - days	- \$301/sq ft	4/16/2026 Notice of Foreclosure Sale
	 <p>831 Country Brook Ln Prosper, TX 75078 ■ Off Market / Public Record</p>	Single Family	4/4	3,209	10,803 sqft 2019	- - days	- \$366/sq ft	5/21/2026 Notice of Foreclosure Sale
	 <p>870 Sagebrush Dr Prosper, TX 75078 ■ Off Market / Public Record</p>	Single Family	4/4	3,864	10,003 sqft 2014	- - days	- \$209/sq ft	4/23/2026 Notice of Foreclosure Sale
	 <p>1500 Snapdragon Ct Prosper, TX 75078 ■ Off Market / Public Record</p>	Single Family	-/-	3,917	- 2019	- - days	- \$197/sq ft	5/21/2026 Notice of Foreclosure Sale
	 <p>1520 Chisholm Trl Prosper, TX 75078 ■ Off Market / Public Record</p>	Single Family	4/5	4,637	0.3 acres 2018	- - days	- \$199/sq ft	3/26/2026 Notice of Foreclosure Sale
	 <p>2641 Glen Haven Ct Prosper, TX 75078 ■ Off Market / Public Record</p>	Single Family	4/4	3,995	0.35 acres 2005	- - days	- \$182/sq ft	5/7/2026 Notice of Foreclosure Sale

Prosper, Texas

Summary

For Lease Activity in the Last 3 Months



Legend

- For Lease
- (with black outline) For Lease Pending
- Distressed
- Recently Leased

	New	Pending	Closed	Distressed
Number of Properties	10	10	10	8
Lowest Listing Price / Est.Value	\$3,500	\$2,495	\$2,700	\$216,600
Median Listing Price / Est.Value	\$4,300	\$3,150	\$3,625	\$841,955
Highest Listing Price / Est.Value	\$7,900	\$5,100	\$5,695	\$1,398,270
Average Price / sqft	\$1	\$1	\$1	\$221
Median Price / sqft	\$1	\$1	\$1	\$204
Average Days in RPR	3	33	50	-
Median Days in RPR	4	27	29	-
Total Volume	\$47,300	\$35,040	\$39,140	\$6,896,430
Source	Listings	Listings	Public Records & Listings	Public Records & Listings

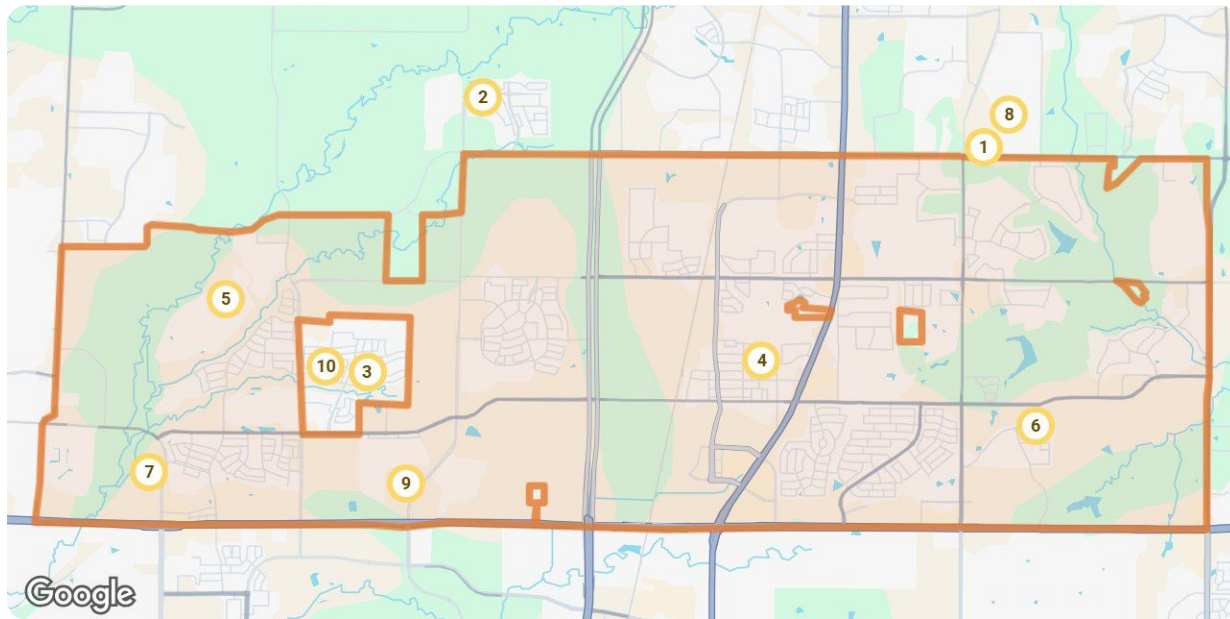


Prosper, Texas

Market Activity Breakdown






New

Source: Listings



Legend

● Active For Lease

New: 10 properties		Property Type	Beds / Baths	Living Area (sq ft)	Lot Size	Year Built	List Date / Days in RPR	List Price / \$ Per Sq Ft
1	 <p>580 Butchart Dr Prosper, TX 75078 MLS ID: 21290203 ● Active / For Lease <i>Courtesy of Cooper Land Company</i></p>	Single Family	4/5	4,091	10,497 sqft	2011	6/3/2026 2 days	\$6,250 mo. \$2/sq ft
2	 <p>1941 Cheyenne Dr Prosper, TX 75078 MLS ID: 21290761 ● Active / For Lease <i>Courtesy of Rupani & Mathew LLC</i></p>	Single Family	5/5	4,132	0.29 acres	2023	6/3/2026 2 days	\$4,800 mo. \$1/sq ft
3	 <p>4550 Honeyvine Ln Prosper, TX 75078 MLS ID: 21289436 ● Active / For Lease <i>Courtesy of Stonebriar Realty Group</i></p>	Single Family	4/5	5,164	0.32 acres	2015	6/3/2026 2 days	\$7,900 mo. \$2/sq ft
4	 <p>4611 Acacia Pkwy Prosper, TX 75078 MLS ID: 21288486 ● Active / For Lease <i>Courtesy of Keller Williams Realty Allen</i></p>	Single Family	5/5	4,162	9,888 sqft	2016	6/2/2026 3 days	\$4,700 mo. \$1/sq ft
5	 <p>4261 Sandhills Ln Prosper, TX 75078 MLS ID: 21284516 ● Active / For Lease <i>Courtesy of Regal, REALTORS</i></p>	Single Family	5/4	3,467	6,838 sqft	2022	6/2/2026 3 days	\$4,900 mo. \$1/sq ft

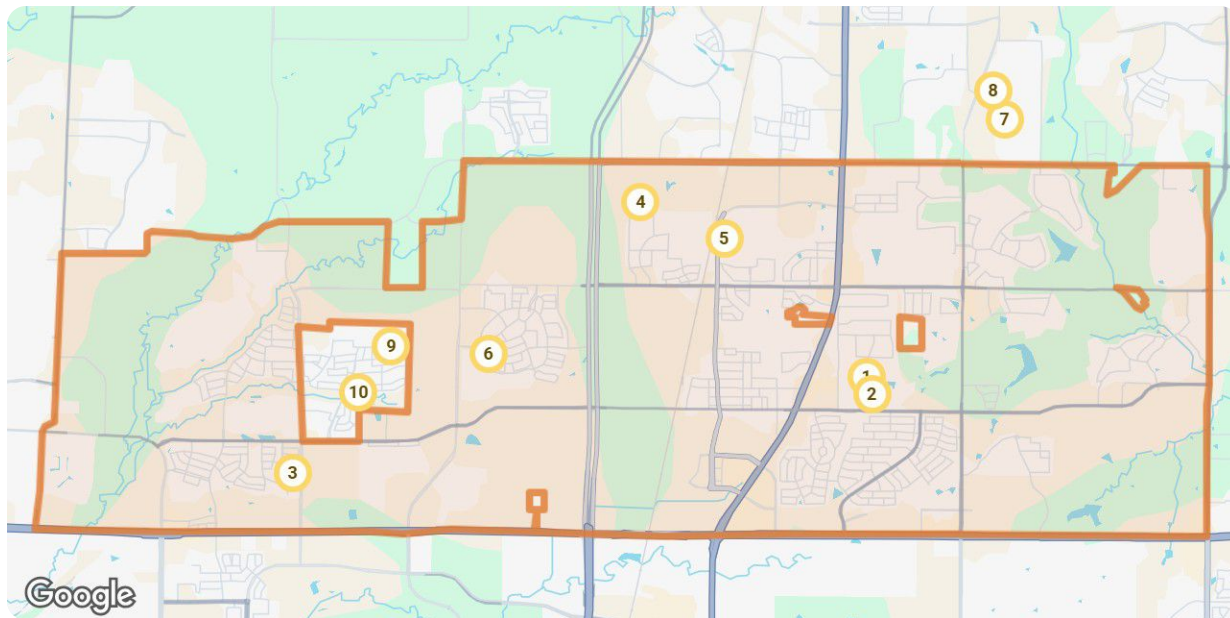


Prosper, Texas

New: 10 properties		Property Type	Beds / Baths	Living Area (sq ft)	Lot Size	Year Built	List Date / Days in RPR	List Price / \$ Per Sq Ft
6	 <p>1824 Balboa Park Dr Prosper, TX 75078 MLS ID: 21288295 ● Active / For Lease</p> <p><i>Courtesy of Krishna Madhiredy, Broker</i></p>	Single Family	5/3	3,082	9,539 sqft	2016	6/1/2026 4 days	\$3,900 mo. \$1/sq ft
7	 <p>2212 Long Park Ave Prosper, TX 75078 MLS ID: 21287409 ● Active / For Lease</p> <p><i>Courtesy of Tycoon Realty Group, LLC</i></p>	Single Family	4/4	3,269	5,749 sqft	2019	6/1/2026 4 days	\$3,800 mo. \$1/sq ft
8	 <p>3714 Platte River Trl Prosper, TX 75078 MLS ID: 21274728 ● Active / For Lease</p> <p><i>Courtesy of Vibrant Real Estate</i></p>	Single Family	4/4	3,137	6,229 sqft	2022	6/1/2026 4 days	\$3,800 mo. \$1/sq ft
9	 <p>2008 Sutton Park Ave Prosper, TX 75078 MLS ID: 21287218 ● Active / For Lease</p> <p><i>Courtesy of SallyZDM Realty LLC</i></p>	Single Family	4/4	3,646	6,403 sqft	2018	6/1/2026 4 days	\$3,750 mo. \$1/sq ft
10	 <p>921 Waterview Dr Prosper, TX 75078 MLS ID: 21287294 ● Active / For Lease</p> <p><i>Courtesy of Coldwell Banker Realty Frisco</i></p>	Single Family	4/4	2,965	9,024 sqft	2021	6/1/2026 4 days	\$3,500 mo. \$1/sq ft

Pending

Source: Listings













Legend

● Active For Lease



Prosper, Texas

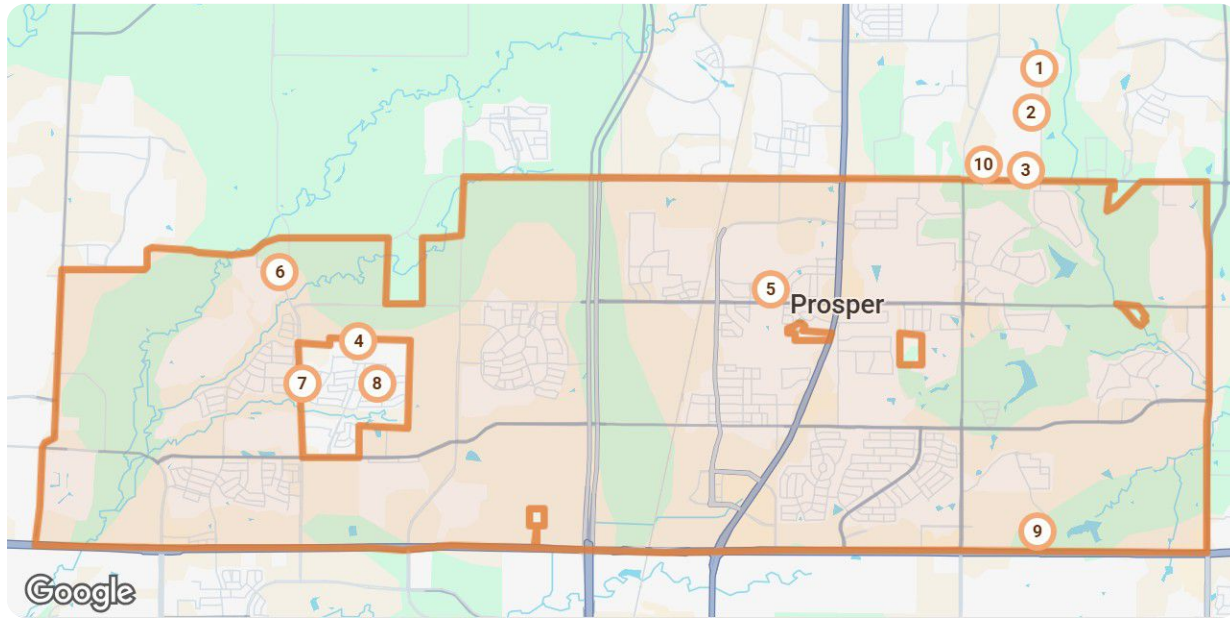
Pending: 10 properties		Property Type	Beds / Baths	Living Area (sq ft)	Lot Size / Year Built	List Date	List Price / \$ Per Sq Ft	Pending Date / Days in RPR
1	 <p>4421 Bandera Dr Prosper, TX 75078 MLS ID: 21287576 Pending / For Lease</p> <p><i>Courtesy of Real Broker, LLC</i></p>	Single Family	4/3	2,937	6,969 sqft 2024	6/1/2026	\$4,200 mo. \$1/sq ft	6/4/2026 3 days
2	 <p>1241 Millers Creek Dr Prosper, TX 75078 MLS ID: 21237827 Pending / For Lease</p> <p><i>Courtesy of Janus Real Estate Group</i></p>	Single Family	4/2	2,818	10,018 sqft 2005	4/13/2026	\$3,000 mo. \$1/sq ft	6/2/2026 50 days
3	 <p>4600 Crossvine Dr Prosper, TX 75078 MLS ID: 21236885 Pending / For Lease</p> <p><i>Courtesy of Weichert Realtors/Property Partners</i></p>	Single Family	5/5	3,873	8,363 sqft 2015	4/20/2026	\$5,100 mo. \$1/sq ft	6/1/2026 42 days
4	 <p>4911 Rockcross Ct Prosper, TX 75078 MLS ID: 21263474 Pending / For Lease</p> <p><i>Courtesy of United Real Estate Frisco</i></p>	Single Family	3/3	2,278	8,015 sqft 2016	5/14/2026	\$3,950 mo. \$2/sq ft	6/1/2026 18 days
5	 <p>2824 Village Creek St Prosper, TX 75078 MLS ID: 21257842 Pending / For Lease</p> <p><i>Courtesy of Real Property Management Focus</i></p>	Single Family	4/4	2,534	0.35 acres 2017	5/1/2026	\$3,100 mo. \$1/sq ft	6/1/2026 31 days
6	 <p>1720 Medina Ln Prosper, TX 75078 MLS ID: 21255700 Pending / For Lease</p> <p><i>Courtesy of Texas Properties</i></p>	Single Family	3/2	1,872	5,662 sqft 2012	4/30/2026	\$2,495 mo. \$1/sq ft	5/31/2026 31 days
7	 <p>16009 Holly Crk Prosper, TX 75078 MLS ID: 21272768 Pending / For Lease</p> <p><i>Courtesy of DFW Home</i></p>	Single Family	4/4	2,457	5,793 sqft 2017	5/16/2026	\$2,795 mo. \$1/sq ft	5/30/2026 14 days
8	 <p>3627 Alamosa River Dr Prosper, TX 75078 MLS ID: 21277932 Pending / For Lease</p> <p><i>Courtesy of DHS Realty</i></p>	Single Family	4/4	3,317	0.32 acres 2021	5/21/2026	\$4,100 mo. \$1/sq ft	5/26/2026 5 days
9	 <p>811 Mountain Laurel Dr Prosper, TX 75078 MLS ID: 21172462 Pending / For Lease</p> <p><i>Courtesy of Beam Real Estate, LLC</i></p>	Condo/Townhouse/Apt.	3/3	1,760	3,746 sqft 2021	2/5/2026	\$3,200 mo. \$2/sq ft	5/25/2026 109 days
10	 <p>751 Mountain Laurel Dr Prosper, TX 75078 MLS ID: 21255589 Pending / For Lease</p> <p><i>Courtesy of Real Broker, LLC</i></p>	Condo/Townhouse/Apt.	3/3	1,868	2,308 sqft 2021	5/1/2026	\$3,100 mo. \$2/sq ft	5/23/2026 22 days



Prosper, Texas

Closed

Source: Public Records and Listings



Legend
● Closed

Closed: 10 properties		Property Type	Beds / Baths	Living Area (sq ft)	Lot Size / Year Built	Closed Date / Days in RPR	Closed Price / \$ Per Sq Ft	List to Sold Price %
1	 <p>1417 Bird Cherry Ln Prosper, TX 75078 MLS ID: 21134422 Closed / For Lease</p> <p><i>Courtesy of Joe Cloud & Associates</i></p>	Single Family	4/3	2,967	7,884 sqft 2018	6/1/2026 140 days	- \$1/sq ft	-
2	 <p>2104 Hubbard Park Ln Prosper, TX 75078 MLS ID: 21272535 Closed / For Lease</p> <p><i>Courtesy of Innovative Realty</i></p>	Single Family	3/3	2,057	5,837 sqft 2017	6/1/2026 8 days	- \$1/sq ft	-
3	 <p>2171 Lee Ave Prosper, TX 75078 MLS ID: 21256111 Closed / For Lease</p> <p><i>Courtesy of Apex Property Management</i></p>	Single Family	4/4	3,469	10,454 sqft 2021	6/1/2026 8 days	- \$1/sq ft	-
4	 <p>2370 Red Cedar Trl Prosper, TX 75078 MLS ID: 21240527 Closed / For Lease</p> <p><i>Courtesy of Keller Williams Legacy</i></p>	Single Family	4/6	4,296	8,712 sqft 2021	6/1/2026 41 days	- \$1/sq ft	-
5	 <p>930 Sabine Dr Prosper, TX 75078 MLS ID: 21262094 Closed / For Lease</p> <p><i>Courtesy of Coldwell Banker Realty Frisco</i></p>	Single Family	4/3	2,385	9,016 sqft 2021	6/1/2026 4 days	- \$1/sq ft	-

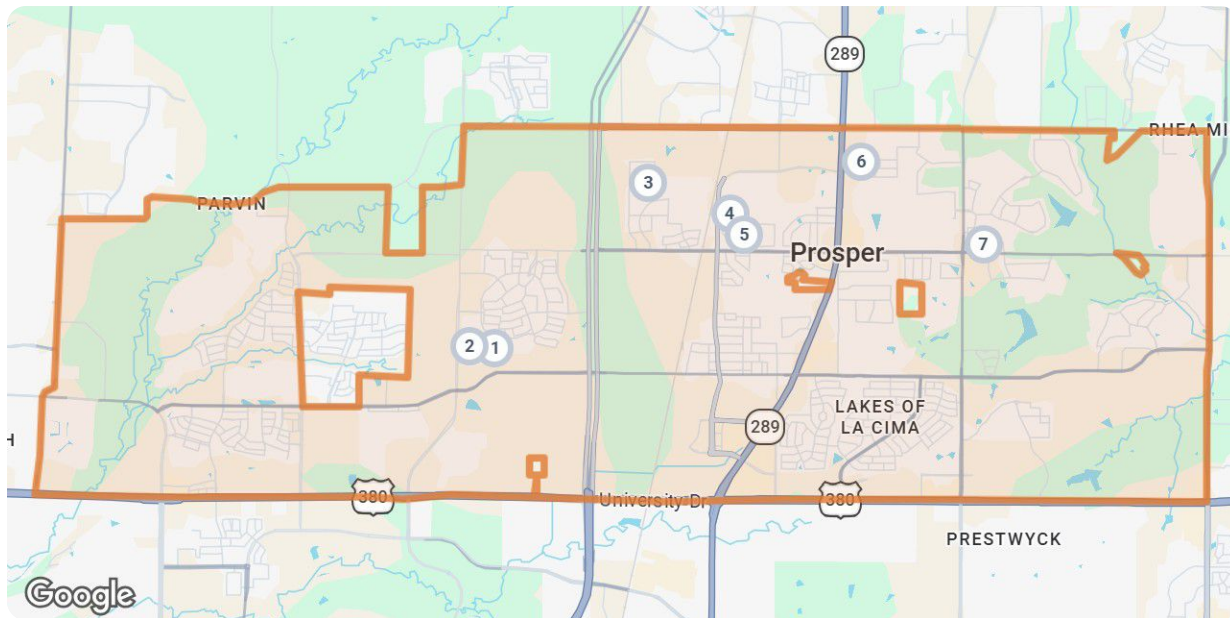


Prosper, Texas



Closed: 10 properties		Property Type	Beds / Baths	Living Area (sq ft)	Lot Size / Year Built	Closed Date / Days in RPR	Closed Price / \$ Per Sq Ft	List to Sold Price %
	 <p>851 Orchard Dr Prosper, TX 75078 MLS ID: 21179503 Closed / For Lease</p> <p><i>Courtesy of Keller Williams Frisco Stars</i></p>	Single Family	5/4	4,209	9,278 sqft 2020	5/31/2026 98 days	- \$1/sq ft	-
	 <p>3608 Dickinson Bayou Ct Prosper, TX 75078 MLS ID: 21172820 Closed / For Lease</p> <p><i>Courtesy of Kimberly Adams Realty</i></p>	Single Family	4/4	3,120	0.26 acres 2021	5/29/2026 76 days	- \$1/sq ft	-
	 <p>4080 Freeman Way Prosper, TX 75078 MLS ID: 21179193 Closed / For Lease</p> <p><i>Courtesy of Coldwell Banker Apex, REALTORS</i></p>	Single Family	4/5	3,706	10,715 sqft 2021	5/29/2026 105 days	- \$2/sq ft	-
	 <p>3791 Pine Leaf Ln Prosper, TX 75078 MLS ID: 21279924 Closed / For Lease</p> <p><i>Courtesy of Coldwell Banker Realty Frisco</i></p>	Condo/Townhouse/Apt.	3/3	1,886	2,221 sqft 2021	5/29/2026 2 days	- \$2/sq ft	-
	 <p>3890 Sand Lily Ln Prosper, TX 75078 MLS ID: 21261457 Closed / For Lease</p> <p><i>Courtesy of Specialized Property Mngmnt</i></p>	Single Family	3/2	1,704	5,314 sqft 2022	5/29/2026 16 days	- \$2/sq ft	-

Distressed









Source: Public Records and Listings



Legend

-  Closed
-  Off Market, Hold, Withdrawn, Expired, or Canceled

Prosper, Texas

Distressed: 8 properties		Property Type	Beds / Baths	Living Area (sq ft)	Lot Size / Year Built	List Date / Days in RPR	List Price / \$ Per Sq Ft	Distressed Date / Type
	5650 Lincolnwood Dr Prosper, TX 75078 Closed / Public Record	Single Family	3/3	2,263	7,505 sqft 2009	- - days	- \$164/sq ft	5/18/2026 Sold Date: 5/18/2026
	140 Southern Hills Dr Prosper, TX 75078 Off Market / Public Record	Single Family	4/5	4,649	0.33 acres 2022	- - days	- \$301/sq ft	4/16/2026 Notice of Foreclosure Sale
	831 Country Brook Ln Prosper, TX 75078 Off Market / Public Record	Single Family	4/4	3,209	10,803 sqft 2019	- - days	- \$366/sq ft	5/21/2026 Notice of Foreclosure Sale
	870 Sagebrush Dr Prosper, TX 75078 Off Market / Public Record	Single Family	4/4	3,864	10,003 sqft 2014	- - days	- \$209/sq ft	4/23/2026 Notice of Foreclosure Sale
	201 Kingsbury Ln Prosper, TX 75078 Off Market / Public Record	Single Family	5/4	4,054	0.25 acres 2017	- - days	- \$216/sq ft	4/9/2026 Notice of Foreclosure Sale
	1500 Snapdragon Ct Prosper, TX 75078 Off Market / Public Record	Single Family	-/-	3,917	- 2019	- - days	- \$197/sq ft	5/21/2026 Notice of Foreclosure Sale
	1520 Chisholm Trl Prosper, TX 75078 Off Market / Public Record	Single Family	4/5	4,637	0.3 acres 2018	- - days	- \$199/sq ft	3/26/2026 Notice of Foreclosure Sale
	2641 Glen Haven Ct Prosper, TX 75078 Off Market / Public Record	Single Family	4/4	3,995	0.35 acres 2005	- - days	- \$182/sq ft	5/7/2026 Notice of Foreclosure Sale



Prosper, Texas

About RPR

- RPR® is the nation's largest property database, exclusively for REALTORS®. It empowers REALTORS® to help buyers and sellers make informed decisions, backed by a real estate database covering more than 160 million residential and commercial properties in the United States.
- RPR is a wholly owned subsidiary of the National Association of REALTORS® and a member benefit to REALTORS®.
- RPR's data sources range from MLSs and county-level tax and assessment offices, to the U.S. Census and FEMA, to specialty data set providers such as Esri (consumer data), Niche (school information) and Precisely (geographic boundaries).

Learn More

For more information about RPR, please visit RPR's public website: <https://blog.narrpr.com>

