Union City, California

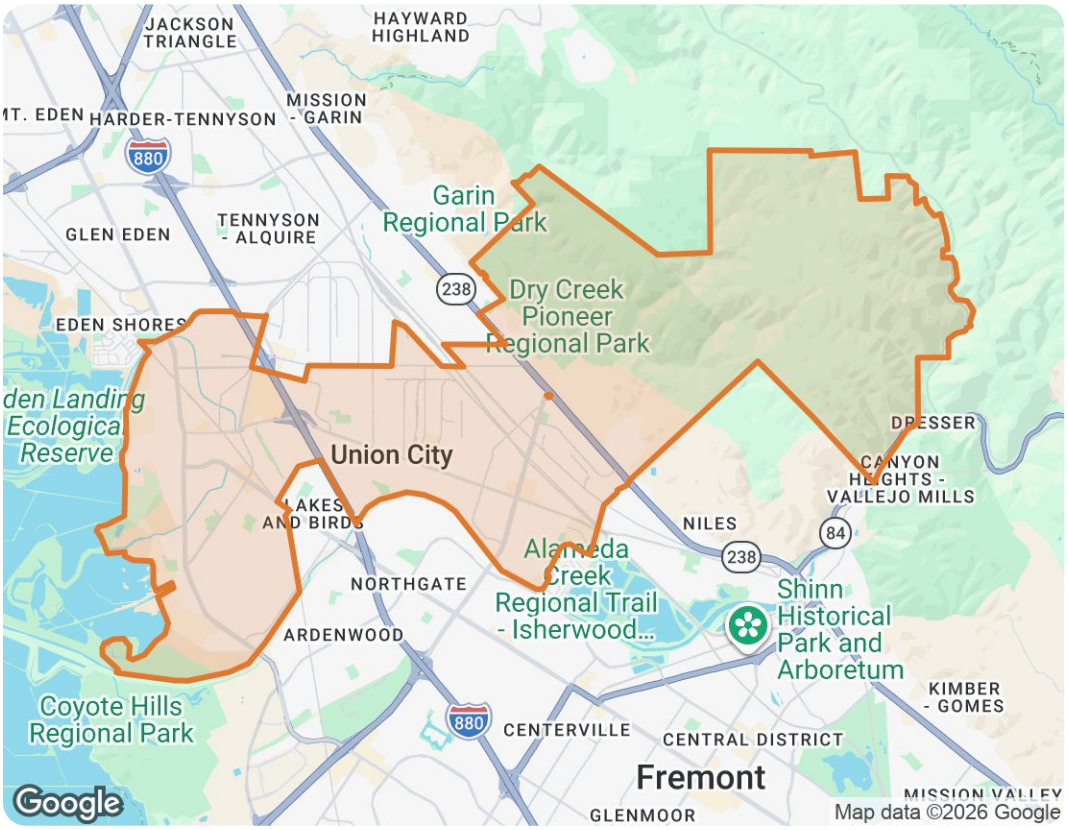

The biggest buyer rebates and lowest selling fees in real estate — without sacrificing full-service support, 7 days a week.

ShopProp Licensed CA, WA, HI, AZ, MI, TX, VA, CO

Office (888) 821-0556

team@shopprop.com

www.shopprop.com

ShopProp Inc.

Copyright 2026 Realtors Property Resource® LLC. All Rights Reserved.
Information is not guaranteed. Equal Housing Opportunity.

Union City, California

Shop|Prop

Market Trends

Market Trends for Union City, California

Single Family + Condo/Townhouse/Apt.

October 2026

Market Type



Seller's Market | Balanced Market | Buyer's Market

Key Details

Months of Inventory	Sold to List Price %	Median Days in RPR	Median Sold Price
2.38	100.2%	23	$1,278,000
↓ 3.25% MoM	↑ 0.16% MoM	↑ 53.33% MoM	↑ 7.17% MoM

October 2026 Median Estimated Property Value

Single Family + Condo/Townhouse/Apt.

This graphic displays property estimates for a market area and a subject property, where one has been selected. Estimated property values are generated by a valuation model and are not formal appraisals.

Source: Public records, and MLS sources where licensed

Update Frequency: Monthly

Median Estimated Value	Last Month Change	12 Month Change
$1,349,860	-3.1%	-2.1%

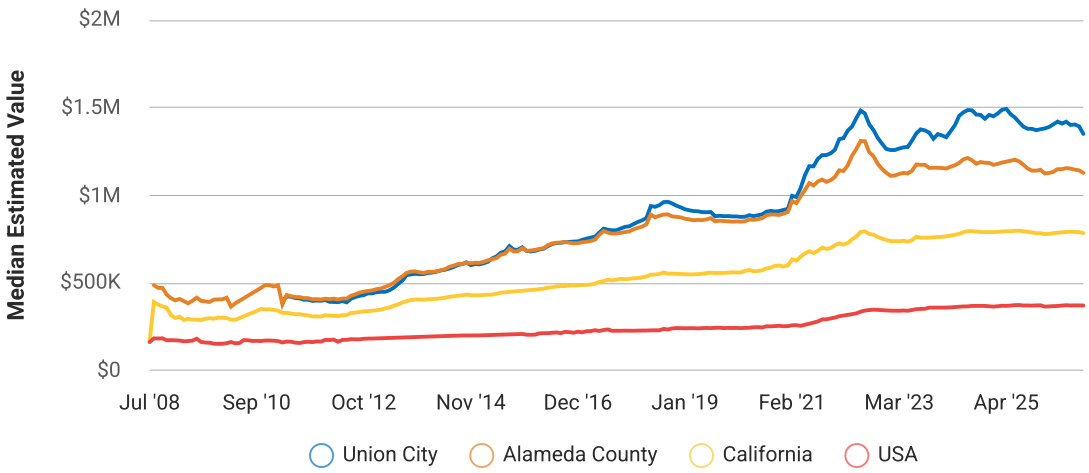

Copyright 2026 Realtors Property Resource® LLC. All Rights Reserved.
Information is not guaranteed. Equal Housing Opportunity.

Union City, California

October 2026 Active Listings

Union City, California

Single Family + Condo/Townhouse/Apt.

This graphic summarizes key statistics for properties that were in an active status on the last day of each month. RPR uses list date and a derived pending date to determine if the listing was active on the last day of the month. An end-of-month snapshot of active listings helps to understand inventory levels, price points and duration on the market.

Source: Listing sources

Update Frequency: Monthly

Median List Price - $1,298,950

↑ 10.6% Month over Month

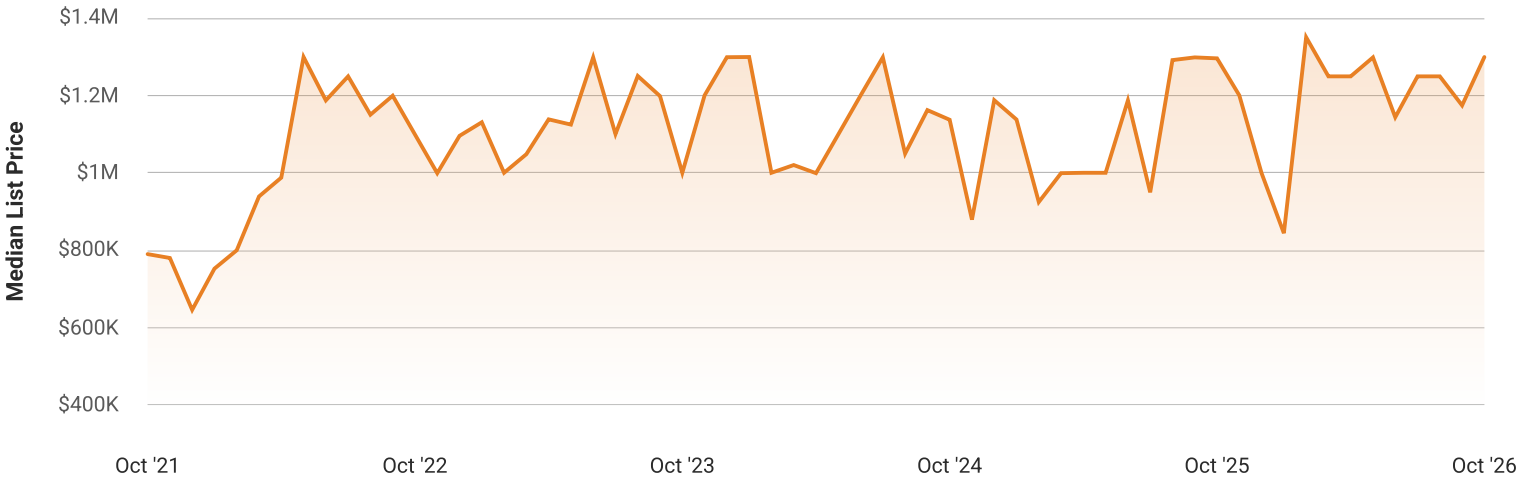

Copyright 2026 Realtors Property Resource® LLC. All Rights Reserved.
Information is not guaranteed. Equal Housing Opportunity.

Union City, California

Shop|Prop

October 2026 Sold Listings

Union City, California

Single Family + Condo/Townhouse/Apt.

This graphic summarizes key statistics for properties that sold each month. RPR uses a derived sold date to determine when a property moved into a sold status within the given month. These statistics are important for understanding the price points on sold properties as well as the difference between the list price and sold price, which reveals whether buyers are paying over or under the asking price.

Source: Listing sources

Update Frequency: Monthly

Median Sold Price - $1,278,000

↑ 7.2% Month over Month

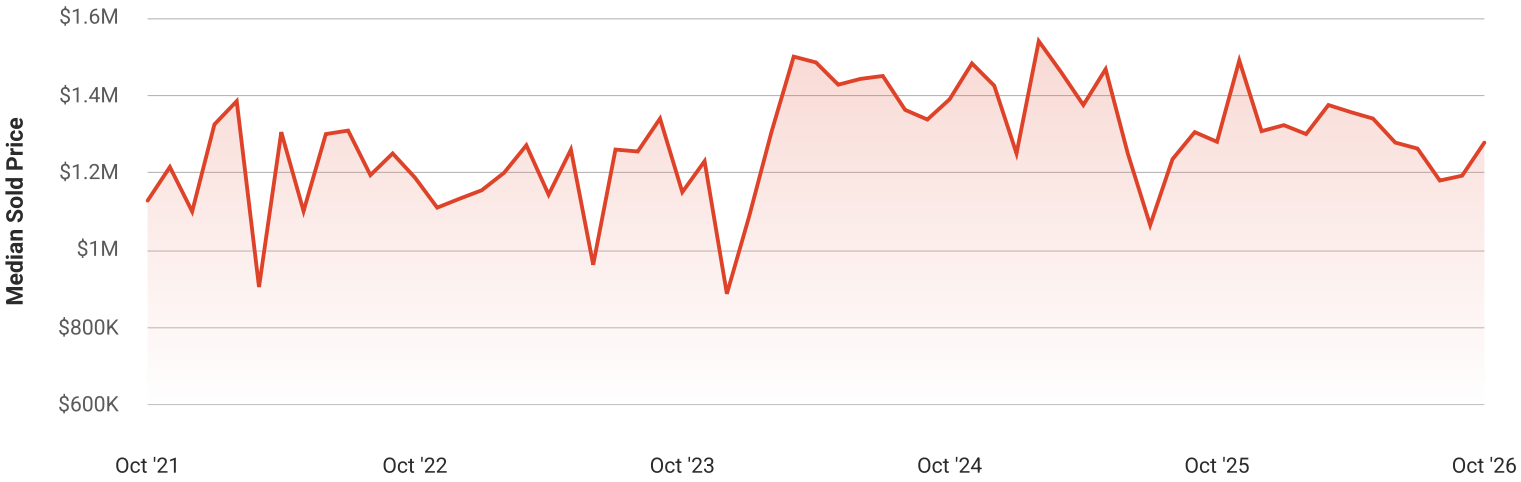

Total Sales and Active Listings in Union City, California

Single Family + Condo/Townhouse/Apt.

This graph compares the number of sales with the number of active listings in the local market.

Source: MLS data where licensed

Update Frequency: Monthly

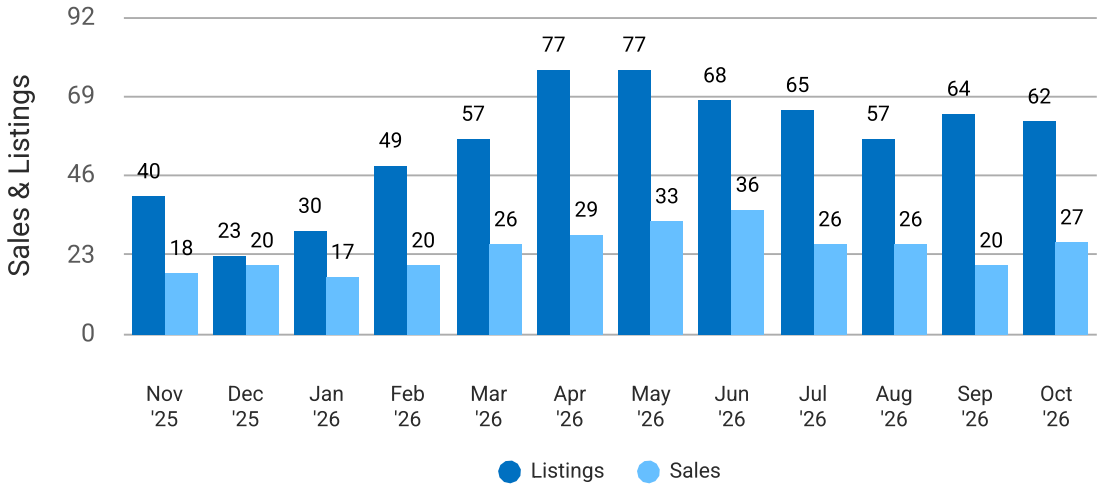

Copyright 2026 Realtors Property Resource® LLC. All Rights Reserved.
Information is not guaranteed. Equal Housing Opportunity.

Union City, California

Median Sold Price vs Sold Listings in Union City, California

Single Family + Condo/Townhouse/Apt.

This chart compares the trend of median sold price and number of sold listings for the given location.

Source: Listing Data

Update Frequency: Monthly

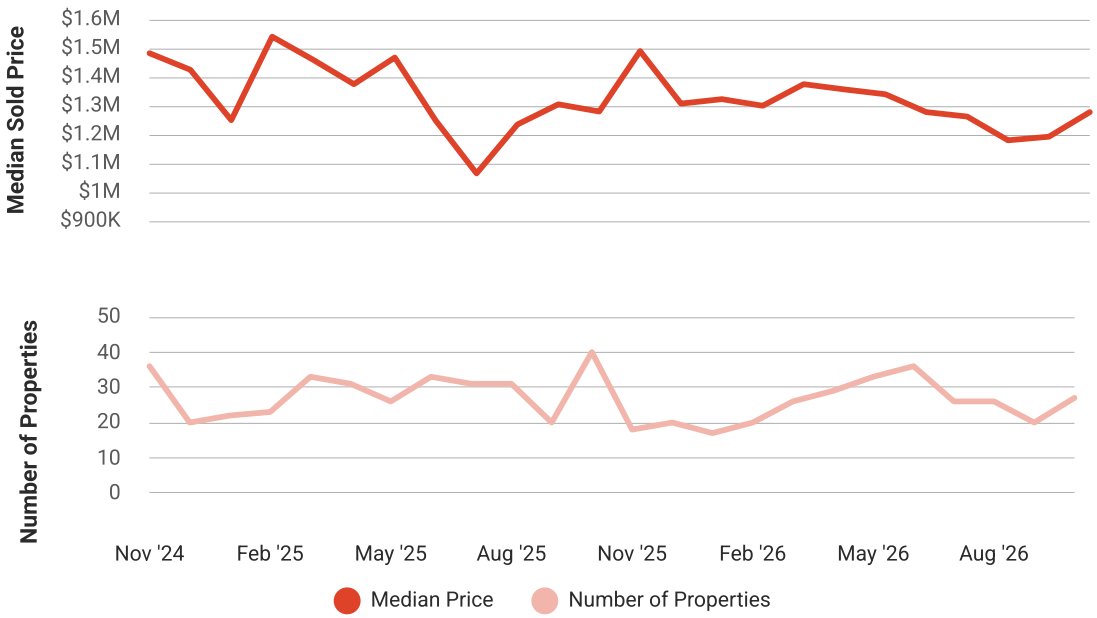

Median List Price vs Active Listings in Union City, California

Single Family + Condo/Townhouse/Apt.

This chart compares the trend of median list price and number of active properties for the given location.

Source: Listing Data

Update Frequency: Monthly

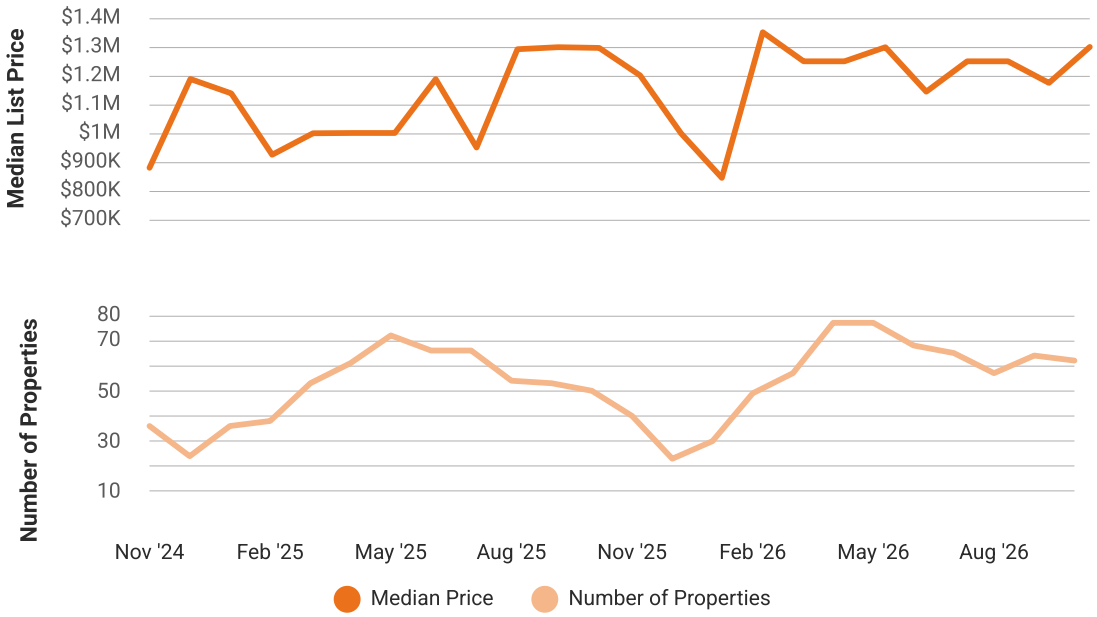

Copyright 2026 Realtors Property Resource® LLC. All Rights Reserved.
Information is not guaranteed. Equal Housing Opportunity.

Union City, California

ShopProp

Market Snapshot

Value and Price Changes

	Current	Last Month	Last 3 Months	Last 12 Months	Last 24 Months	Last 36 Months
Median Est. Property Value Last Updated: 10/31/2026	$1,349,860	$1,393,410 -3.13%	$1,401,000 -3.65%	$1,379,040 -2.12%	$1,458,650 -7.46%	$1,357,020 -0.53%
Median Sold Price Last Updated: 10/31/2026	$1,278,000	$1,192,500 +7.17%	$1,262,500 +1.23%	$1,280,000 -0.16%	$1,390,000 -8.06%	$1,150,000 +11.13%
Median List Price Last Updated: 10/31/2026	$1,298,950	$1,174,000 +10.64%	$1,249,000 +4%	$1,295,500 +0.27%	$1,136,900 +14.25%	$1,000,000 +29.9%

About this Data: Because some brokerages may choose not to include their MLS listing content within the RPR platform, the analysis contained in this report may not have been created using all the available listing data within this geographical market.
Median estimated property values are generated by a valuation model and are not formal appraisals. Valuations are based on public records and MLS data where licensed. The Metrics displayed here reflect **All Residential Single Family, Condo, Townhouse and Apartment properties** data.

Market Activity

Market Activity Filters

Sort Order: Date
Maximum Properties Per Change Type: 10
Change Types: New Listings, Pending, Closed, Distressed
Property Types: Single Family, Condo/Townhouse/Apt
Property Features: Sale Price: Any, Lease Price: Any, Beds: Any, Baths: Any, Living Area: Any, Lot Size (acre): Any, Year Built: Any

Copyright 2026 Realtors Property Resource® LLC. All Rights Reserved.
Information is not guaranteed. Equal Housing Opportunity.

Union City, California

Summary

For Sale Activity in the Last 3 Months

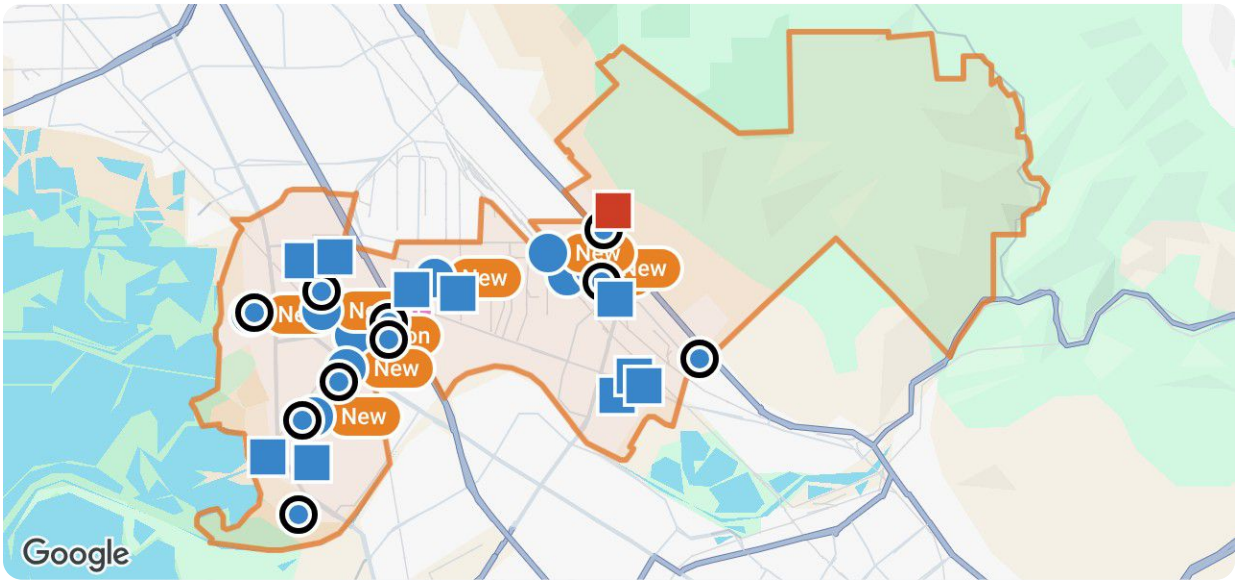

Legend

- For Sale
- For Sale Pending
- Recently Closed
- Distressed

	New	Pending	Closed	Distressed
Number of Properties	10	7	10	3
Lowest Listing Price / Est.Value	$575,000	$369,999	$500,000	$365,400
Median Listing Price / Est.Value	$1,324,000	$1,149,000	$1,317,500	$1,813,140
Highest Listing Price / Est.Value	$1,499,000	$1,499,888	$1,990,000	$1,987,190
Average Price / sqft	$695	$750	$731	$616
Median Price / sqft	$648	$812	$772	$616
Average Days in RPR	12	37	41	–
Median Days in RPR	13	29	35	–
Total Volume	$11,440,776	$7,741,775	$12,893,500	$4,165,730
Source	Listings	Listings	Public Records & Listings	Public Records & Listings

Copyright 2026 Realtors Property Resource® LLC. All Rights Reserved.
Information is not guaranteed. Equal Housing Opportunity.

Union City, California

Market Activity Breakdown

New

Source: Listings

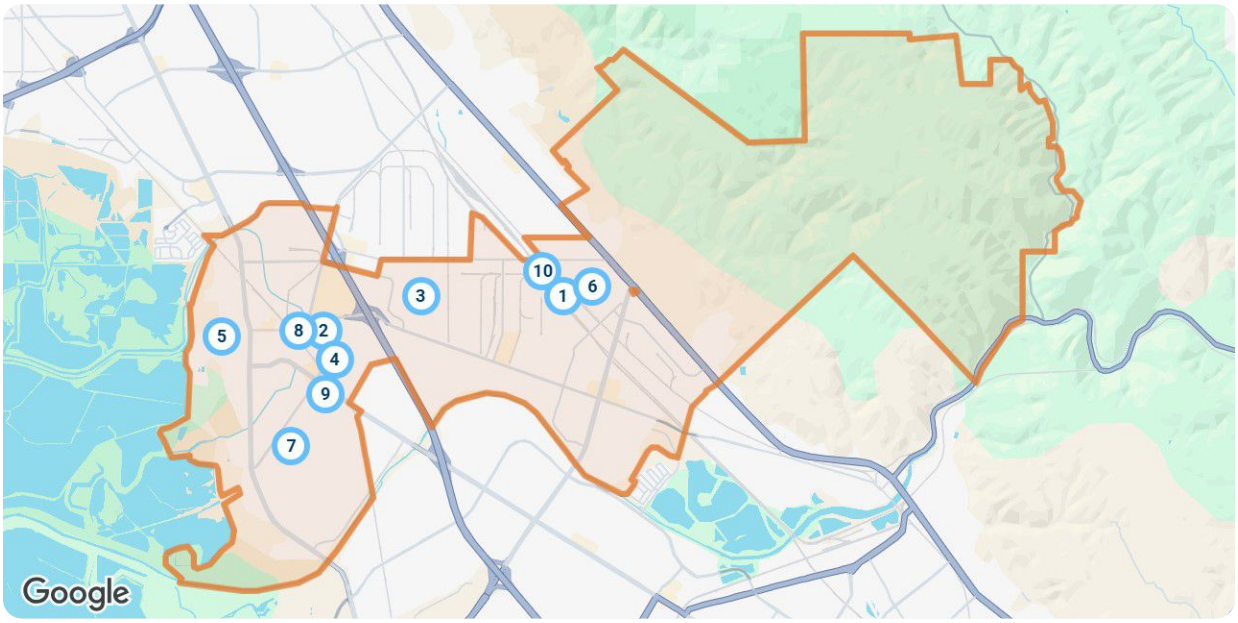

Legend

Active For Sale

New: 10 properties	Property Type	Beds / Baths	Living Area (sq ft)	Lot Size	Year Built	List Date / Days in RPR	List Price / $ Per Sq Ft
1  **32245 Chechester Dr** **Union City, CA 94587** MLS ID: 41154197 Active / For Sale *Listing Courtesy of Intero Real Estate Services*	Single Family	3/2	1,542	5,970 sqft	1977	11/20/2026 3 days	$1,349,000 $875/sq ft
2  **30709 Sugarmill Ln** **Union City, CA 94587** MLS ID: 82064767 Active / For Sale *Listing Courtesy of Keller Williams Realty-Silicon Valley*	Condo/Townhouse/Apt.	3/3	1,849	1.89 acres	2020	11/19/2026 4 days	$899,000 $486/sq ft
3  **2608 Mallard Ct** **Union City, CA 94587** MLS ID: 41154086 Active / For Sale *Listing Courtesy of Re/max Accord*	Single Family	4/2	1,544	6,527 sqft	1975	11/18/2026 5 days	$1,299,000 $841/sq ft
4  **32028 Paloma Ct** **Union City, CA 94587** MLS ID: 82067200 Active / For Sale *Listing Courtesy of Homegate Realty*	Condo/Townhouse/Apt.	3/3	1,367	1.81 acres	1982	11/12/2026 11 days	$748,888 $548/sq ft
5  **4130 Asimuth Cir** **Union City, CA 94587** MLS ID: 41153609 Active / For Sale *Listing Courtesy of Coldwell Banker Realty*	Condo/Townhouse/Apt.	3/1	1,214	1,470 sqft	1974	11/11/2026 12 days	$749,000 $617/sq ft

Copyright 2026 Realtors Property Resource® LLC. All Rights Reserved.
Information is not guaranteed. Equal Housing Opportunity.

Union City, California

ShopProp

New: 10 properties	Property Type	Beds / Baths	Living Area (sq ft)	Lot Size	Year Built	List Date / Days in RPR	List Price / $ Per Sq Ft
6  **4424 Alamo St** **Union City, CA 94587** MLS ID: 41153419 Active / For Sale *Listing Courtesy of Cornerstone Realty and Mortgage*	Condo/Townhouse/Apt.	2/1	875	1,896 sqft	1971	11/9/2026 14 days	$575,000 $657/sq ft
7  **585 Jonathan Way** **Union City, CA 94587** MLS ID: 41153045 Active / For Sale *Listing Courtesy of Exp Realty Of California, Inc*	Single Family	4/2	1,763	9,768 sqft	1956	11/9/2026 14 days	$1,499,000 $850/sq ft
8  **32810 Palmdale Ct** **Union City, CA 94587** MLS ID: 82066170 Active / For Sale *Listing Courtesy of KW Elevate*	Single Family	3/3	1,683	7,213 sqft	1986	11/7/2026 16 days	$1,498,888 $891/sq ft
9  **3253 Santa Isabella Ct** **Union City, CA 94587** MLS ID: 41153079 Active / For Sale *Listing Courtesy of Alliance Bay Realty*	Single Family	5/3	2,190	5,500 sqft	1971	11/5/2026 18 days	$1,398,000 $638/sq ft
10  **31262 San Andreas Dr** **Union City, CA 94587** MLS ID: 82066598 Active / For Sale *Listing Courtesy of eXp Realty of California Inc*	Single Family	5/2	2,613	6,784 sqft	1969	11/4/2026 19 days	$1,425,000 $545/sq ft

Pending

Source: Listings

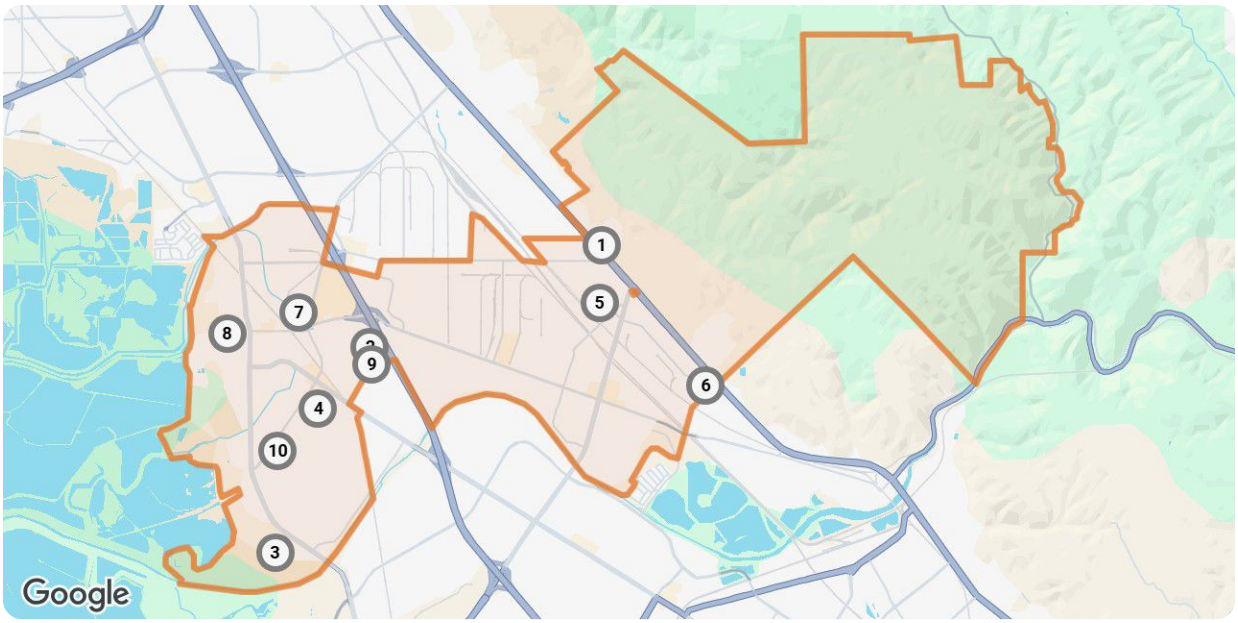

Legend

Pending

Copyright 2026 Realtors Property Resource® LLC. All Rights Reserved.
Information is not guaranteed. Equal Housing Opportunity.

Union City, California

Shop|Prop

	Pending: 7 properties	Property Type	Beds / Baths	Living Area (sq ft)	Lot Size / Year Built	List Date	List Price / $ Per Sq Ft	Pending Date / Days in RPR
1	 **4256 Fair Ranch Rd** **Union City, CA 94587** MLS ID: 41153253 Pending / For Sale *Listing Courtesy of Intero Real Estate Services*	Single Family	3/2	1,426	5,169 sqft 1979	11/6/2026	$1,000,000 $701/sq ft	11/11/2026 5 days
2	 **35030 Begonia St** **Union City, CA 94587** MLS ID: 82059662 Pending / For Sale *Listing Courtesy of Keller Williams Realty-Silicon Valley*	Single Family	3/3	1,848	7,000 sqft 1970	10/5/2026	$1,499,888 $812/sq ft	11/10/2026 36 days
3	 **34910 Roberts St** **Union City, CA 94587** MLS ID: 226115911 Pending / For Sale *Listing Courtesy of Upper End Home*	Single Family	3/2	1,627	5,998 sqft 1966	9/17/2026	$1,349,000 $829/sq ft	11/9/2026 53 days
4	 **4562 Carmen Way** **Union City, CA 94587** MLS ID: 82066730 Pending / For Sale *Listing Courtesy of Keller Williams Thrive*	Single Family	4/2	2,031	6,242 sqft 1972	11/5/2026	$1,498,000 $738/sq ft	11/7/2026 2 days
5	 **116 Bolero Plz** **Union City, CA 94587** MLS ID: 226088881 Pending / For Sale *Listing Courtesy of Sterling Royal Real Estate*	Condo/Townhouse/Apt.	2/1	710	0.95 acres 1985	7/16/2026	$369,999 $521/sq ft	11/5/2026 112 days
6	 **3213 San Luces Way** **Union City, CA 94587** MLS ID: 82062952 Pending / For Sale *Listing Courtesy of Realty World Golden Hills*	Single Family	3/2	1,396	– 1969	9/29/2026	$1,149,000 $823/sq ft	10/28/2026 29 days
7	 **135 Teddy Dr** **Union City, CA 94587** MLS ID: 41150395 Pending / For Sale *Listing Courtesy of Legacy Real Estate & Assoc.*	Single Family	3/1	1,056	5,880 sqft 1958	10/6/2026	$875,888 $829/sq ft	10/26/2026 20 days

Copyright 2026 Realtors Property Resource® LLC. All Rights Reserved.
Information is not guaranteed. Equal Housing Opportunity.

Union City, California

Shop|Prop

Closed

Source: Public Records and Listings

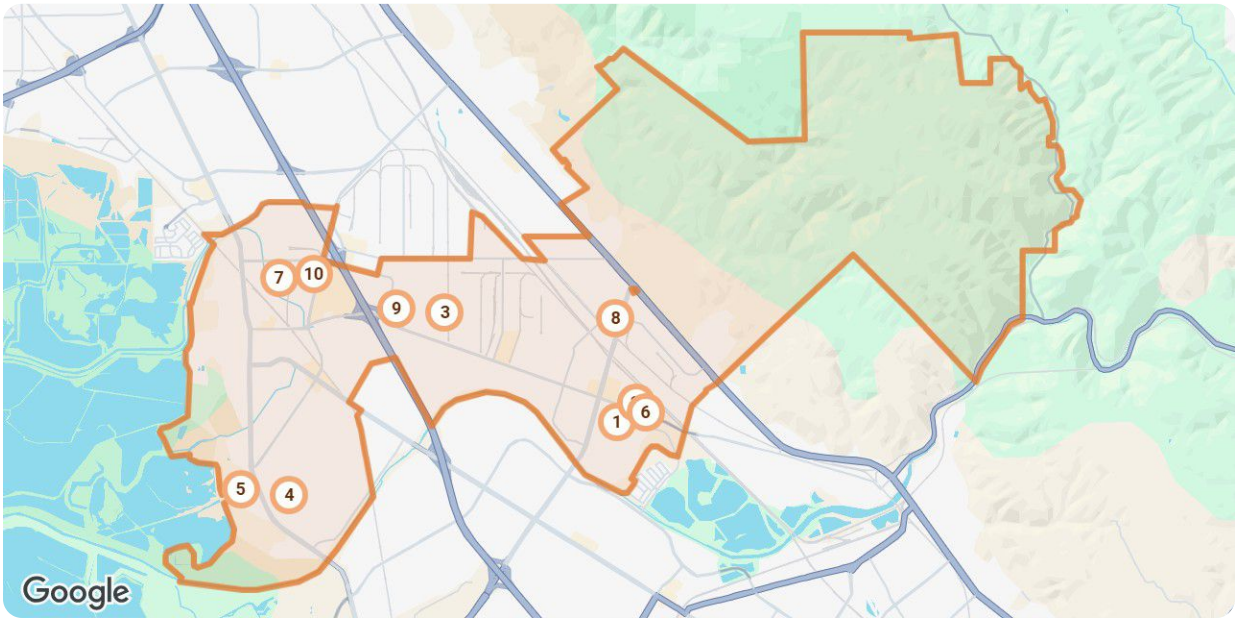

Legend

Closed

Closed: 10 properties	Property Type	Beds / Baths	Living Area (sq ft)	Lot Size / Year Built	Closed Date / Days in RPR	Closed Price / $ Per Sq Ft	List to Sold Price %
1  **2502 Begonia St** **Union City, CA 94587** MLS ID: 41151866 Closed / For Sale *Courtesy of Coldwell Banker Realty*	Single Family	3/2	1,382	7,008 sqft 1971	11/20/2026 30 days	$1,200,000 $868/sq ft	↑ 0.08%
2  **4413 Holt St** **Union City, CA 94587** MLS ID: 41151250 Closed / For Sale *Courtesy of Realty Experts*	Single Family	3/2	1,683	4,500 sqft 1984	11/20/2026 37 days	$1,385,000 $823/sq ft	↓ 0.93%
3  **33027 Palmetto Dr** **Union City, CA 94587** MLS ID: 41142168 Closed / For Sale *Courtesy of Legacy Real Estate & Assoc.*	Single Family	4/2	1,402	8,496 sqft 1958	11/20/2026 124 days	$1,050,000 $749/sq ft	↓ 1.31%
4  **4430 Holt St** **Union City, CA 94587** MLS ID: 82064448 Closed / For Sale *Courtesy of Keller Williams Thrive*	Single Family	4/3	1,814	4,356 sqft 1984	11/19/2026 37 days	$1,500,000 $827/sq ft	↑ 3.45%
5  **1065 Las Padres Ter** **Union City, CA 94587** MLS ID: 82054414 Closed / For Sale *Courtesy of Tuscana Properties*	Single Family	4/3	1,612	0.45 acres 1997	11/19/2026 47 days	$918,500 $570/sq ft	↓ 3.32%

Copyright 2026 Realtors Property Resource® LLC. All Rights Reserved.
Information is not guaranteed. Equal Housing Opportunity.

Union City, California

Shop|Prop

Closed: 10 properties	Property Type	Beds / Baths	Living Area (sq ft)	Lot Size / Year Built	Closed Date / Days in RPR	Closed Price / $ Per Sq Ft	List to Sold Price %
6  **4800 La Habra St** **Union City, CA 94587** MLS ID: 82061267 Closed / For Sale *Courtesy of Shè Homes*	Single Family	5/3	2,762	8,752 sqft 1980	11/18/2026 27 days	$1,990,000 $720/sq ft	↑ 4.85%
7  **31073 Granger Ave** **Union City, CA 94587** MLS ID: 82066096 Closed / For Sale *Courtesy of Coldwell Banker Realty*	Single Family	2/1	965	6,000 sqft 1908	11/17/2026 12 days	$500,000 $518/sq ft	↓ 12.13%
8  **35014 Begonia St** **Union City, CA 94587** MLS ID: 82059268 Closed / For Sale *Courtesy of Hin Real Estate*	Single Family	4/2	1,550	6,000 sqft 1971	11/10/2026 47 days	$1,250,000 $806/sq ft	↓ 3.7%
9  **32333 Jacklynn Dr** **Union City, CA 94587** MLS ID: 82061768 Closed / For Sale *Courtesy of Coldwell Banker Realty*	Single Family	5/3	2,527	– 1973	10/29/2026 13 days	$1,600,000 $633/sq ft	↑ 3.23%
10  **2589 Royal Ann Ct** **Union City, CA 94587** MLS ID: 82060315 Closed / For Sale *Courtesy of Maxreal*	Single Family	4/2	1,888	– 1969	10/27/2026 33 days	$1,500,000 $794/sq ft	↑ 0.07%

Distressed

Source: Public Records and Listings

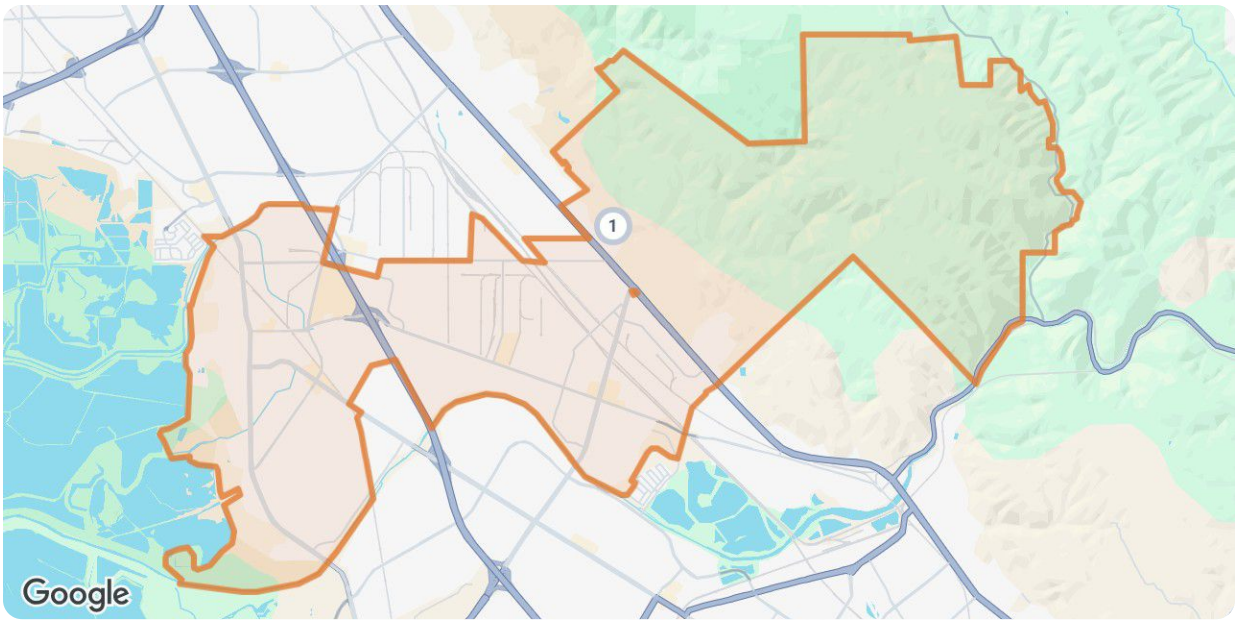

Legend

Off Market, Hold, Withdrawn, Expired, or Canceled

Copyright 2026 Realtors Property Resource® LLC. All Rights Reserved.
Information is not guaranteed. Equal Housing Opportunity.

Union City, California

Shop|Prop

	Distressed: 3 properties	Property Type	Beds / Baths	Living Area (sq ft)	Lot Size / Year Built	List Date / Days in RPR	List Price / $ Per Sq Ft	Distressed Date / Type
1	 **165 Aurora Plz** **Union City, CA 94587** Off Market / Public Record	Condo/Townhouse/Apt.	2/1	685	1.13 acres 1984	– – days	– $533/sq ft	8/25/2026 Notice of Default
2	 **1100 Silver St** **Union City, CA 94587** Off Market / Public Record	Single Family	4/3	2,592	6,292 sqft 2006	– – days	– $700/sq ft	10/15/2026 Notice of Default
3	 **2128 Sunsprite Dr** **Union City, CA 94587** Off Market / Public Record	Single Family	–/–	–	7,160 sqft –	– – days	– –/sq ft	9/21/2026 Notice of Default

Copyright 2026 Realtors Property Resource® LLC. All Rights Reserved.
Information is not guaranteed. Equal Housing Opportunity.

Union City, California

Shop|Prop

Summary

For Lease Activity in the Last 3 Months

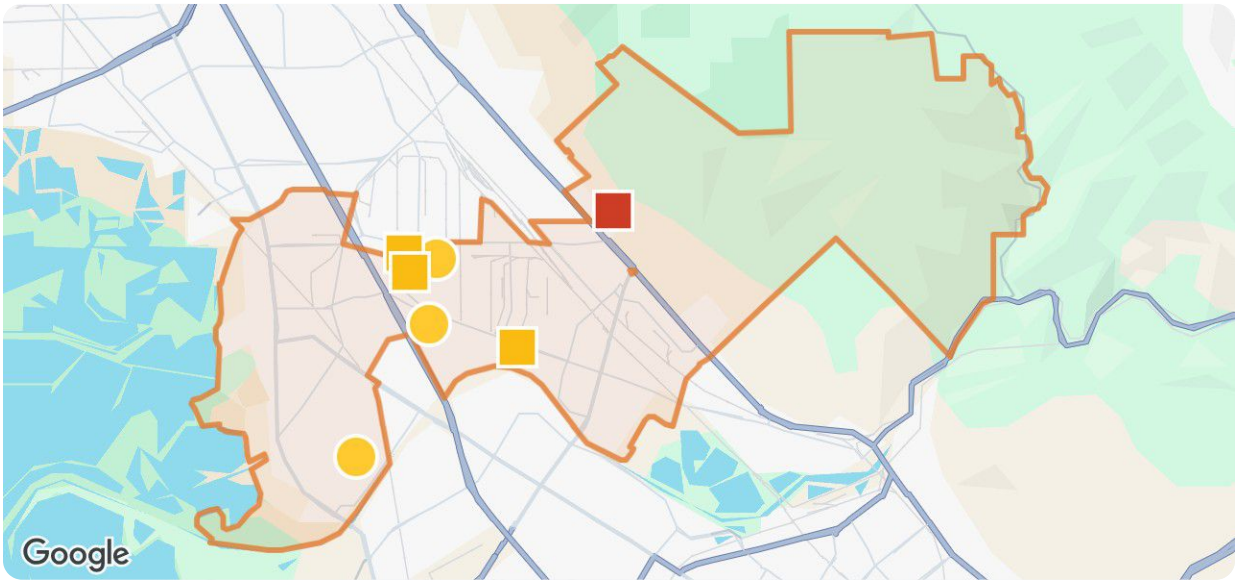

Legend

- Distressed
- Recently Leased

	Closed	Distressed
Number of Properties	3	3
Lowest Listing Price / Est.Value	$2,550	$365,400
Median Listing Price / Est.Value	$4,100	$1,813,140
Highest Listing Price / Est.Value	$4,500	$1,987,190
Average Price / sqft	$3	$616
Median Price / sqft	$3	$616
Average Days in RPR	46	–
Median Days in RPR	56	–
Total Volume	$11,150	$4,165,730
Source	Public Records & Listings	Public Records & Listings

Copyright 2026 Realtors Property Resource® LLC. All Rights Reserved.
Information is not guaranteed. Equal Housing Opportunity.

Union City, California

Shop|Prop

Market Activity Breakdown

Closed

Source: Public Records and Listings

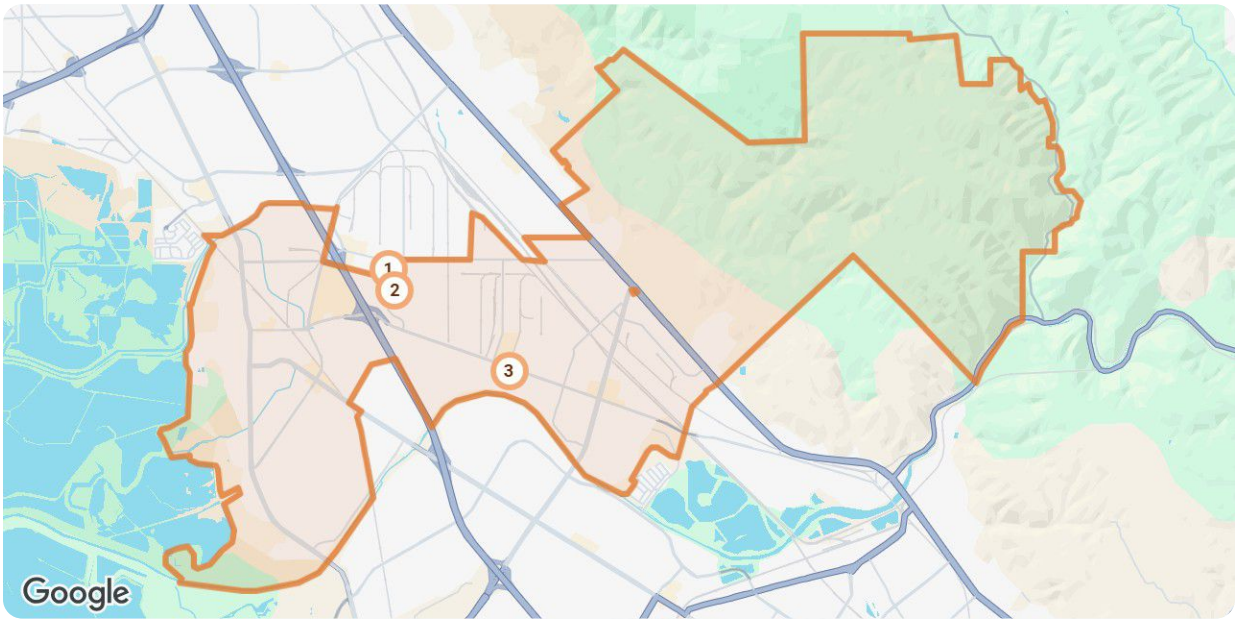

Legend

Closed

Closed: 3 properties	Property Type	Beds / Baths	Living Area (sq ft)	Lot Size / Year Built	Closed Date / Days in RPR	Closed Price / $ Per Sq Ft	List to Sold Price %
1  **2116 Eric Ct, Apt 1** **Union City, CA 94587** MLS ID: 82056342 Closed / For Lease *Courtesy of eXp Realty of California Inc*	Condo/Townhouse/Apt.	2/1	810	– 1974	11/1/2026 81 days	– $3/sq ft	–
2  **2485 Medallion Dr** **Union City, CA 94587** MLS ID: 41146193 Closed / For Lease *Courtesy of Compass*	Single Family	3/2	1,320	5,998 sqft 1970	10/21/2026 56 days	– $3/sq ft	–
3  **32233 Crest Ln** **Union City, CA 94587** MLS ID: 82060239 Closed / For Lease *Courtesy of Archers Homes*	Single Family	3/2	1,374	– 1971	9/12/2026 2 days	– $3/sq ft	–

Copyright 2026 Realtors Property Resource® LLC. All Rights Reserved.
Information is not guaranteed. Equal Housing Opportunity.

Union City, California

Shop|Prop

Distressed

Source: Public Records and Listings

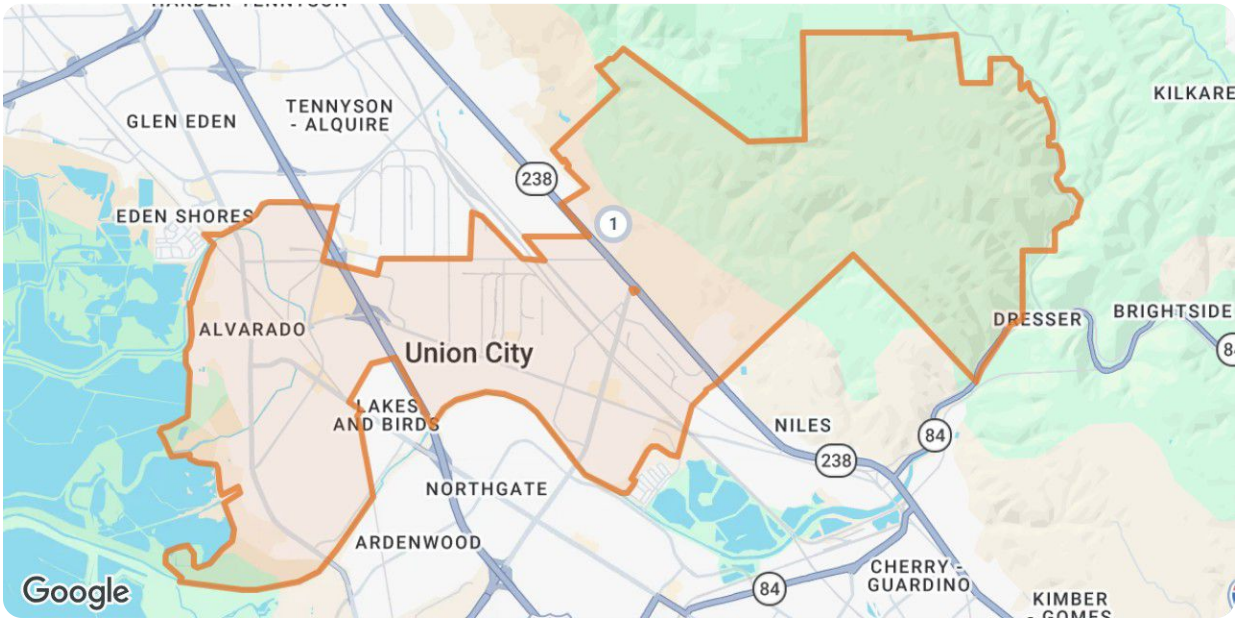

Legend

Off Market, Hold, Withdrawn, Expired, or Canceled

	Distressed: 3 properties	Property Type	Beds / Baths	Living Area (sq ft)	Lot Size / Year Built	List Date / Days in RPR	List Price / $ Per Sq Ft	Distressed Date / Type
1	 **165 Aurora Plz** **Union City, CA 94587** Off Market / Public Record	Condo/Townhouse/Apt.	2/1	685	1.13 acres 1984	– – days	– $533/sq ft	8/25/2026 Notice of Default
2	 **1100 Silver St** **Union City, CA 94587** Off Market / Public Record	Single Family	4/3	2,592	6,292 sqft 2006	– – days	– $700/sq ft	10/15/2026 Notice of Default
3	 **2128 Sunsprite Dr** **Union City, CA 94587** Off Market / Public Record	Single Family	–/–	–	7,160 sqft –	– – days	– –/sq ft	9/21/2026 Notice of Default

Copyright 2026 Realtors Property Resource® LLC. All Rights Reserved.
Information is not guaranteed. Equal Housing Opportunity.

Union City, California

About RPR

- RPR® is the nation's largest property database, exclusively for REALTORS®. It empowers REALTORS® to help buyers and sellers make informed decisions, backed by a real estate database covering more than 160 million residential and commercial properties in the United States.
- RPR is a wholly owned subsidiary of the National Association of REALTORS® and a member benefit to REALTORS®.
- RPR's data sources range from MLSs and county-level tax and assessment offices, to the U.S. Census and FEMA, to specialty data set providers such as Esri (consumer data), Niche (school information) and Precisely (geographic boundaries).

Learn More

For more information about RPR, please visit RPR's public website: **https://blog.narrpr.com**

Copyright 2026 Realtors Property Resource® LLC. All Rights Reserved.
Information is not guaranteed. Equal Housing Opportunity.