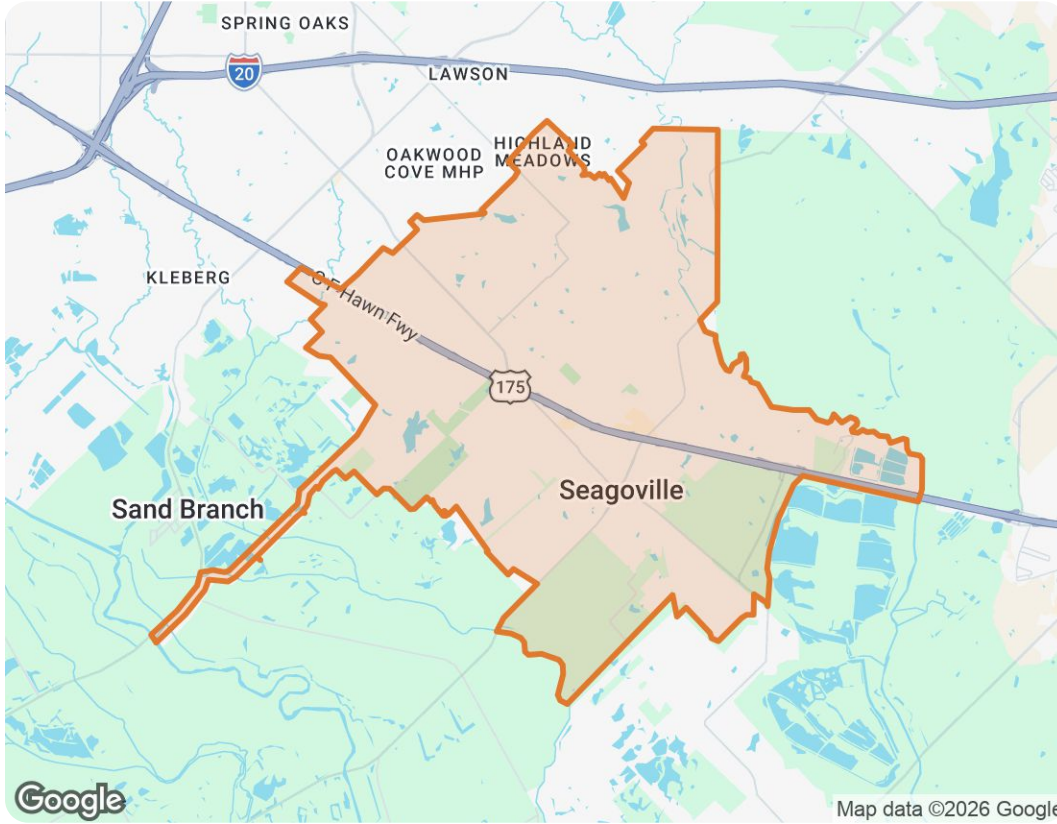


Seagoville, Texas



The biggest buyer rebates and lowest selling fees in real estate – without sacrificing full-service support, 7 days a week.

ShopProp Licensed CA, WA, HI, AZ, MI, TX, VA, CO

📞 Office (888) 821-0556

✉️ team@shopprop.com

🌐 www.shopprop.com

Shop|Prop

ShopProp Inc.

Market Trends

Market Trends for Seagoville, Texas

Single Family + Condo/Townhouse/Apt.

May 2026

Market Type



Key Details

Months of Inventory

3.03

↓ 0.98% MoM

Sold to List Price %

95.8%

↓ 1.4% MoM

Median Days in RPR

34

↓ 20.93% MoM

Median Sold Price

\$326,495

↑ 6% MoM

This represents an estimated sale price for this property. It is not the same as the opinion of value in an appraisal developed by a licensed appraiser under the Uniform Standards of Professional Appraisal Practice.



Seagoville, Texas

May 2026 Median Estimated Property Value

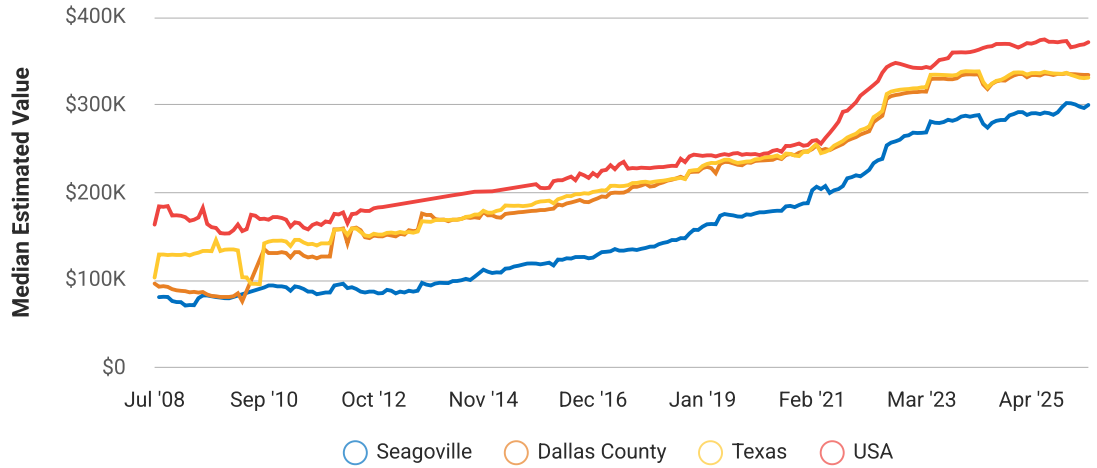
Single Family + Condo/Townhouse/Apt.

This graphic displays property estimates for a market area and a subject property, where one has been selected. Estimated property values are generated by a valuation model and are not formal appraisals.

Source: Public records, and MLS sources where licensed

Update Frequency: Monthly

Median Estimated Value \$299,860	Last Month Change +1.2%	12 Month Change +3.2%
---	--	--



May 2026 Active Listings

Seagoville, Texas

Single Family + Condo/Townhouse/Apt.

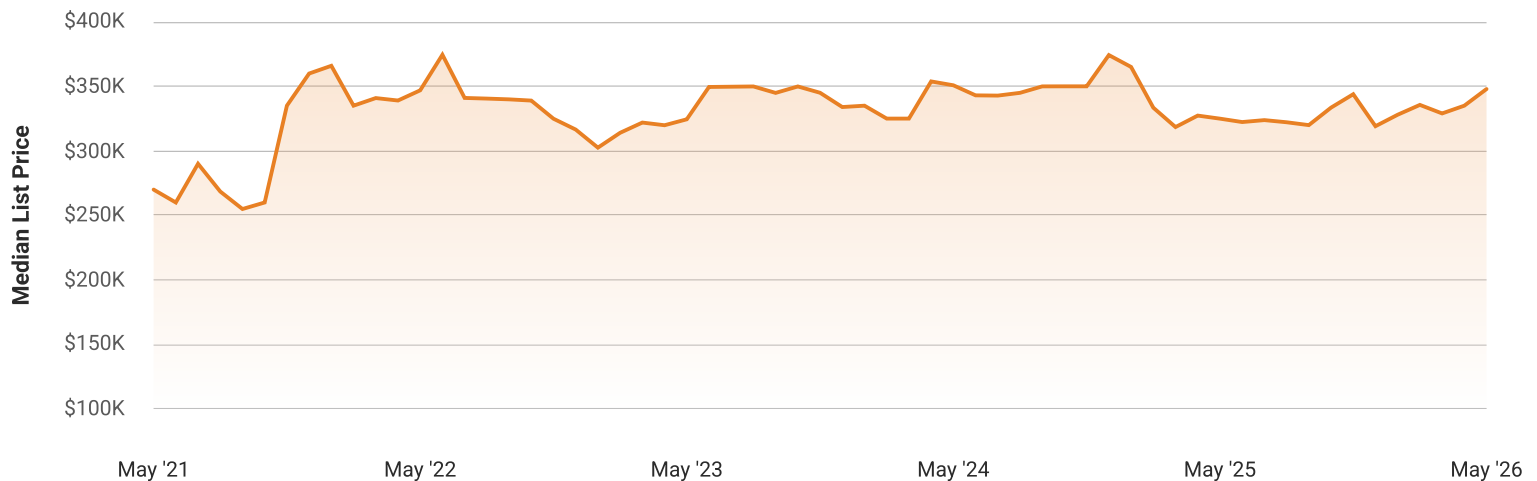
This graphic summarizes key statistics for properties that were in an active status on the last day of each month. RPR uses list date and a derived pending date to determine if the listing was active on the last day of the month. An end-of-month snapshot of active listings helps to understand inventory levels, price points and duration on the market.

Source: Listing sources

Update Frequency: Monthly

Median List Price - \$347,900

↑ 3.9% Month over Month



Seagoville, Texas

May 2026 Sold Listings

Seagoville, Texas

Single Family + Condo/Townhouse/Apt.

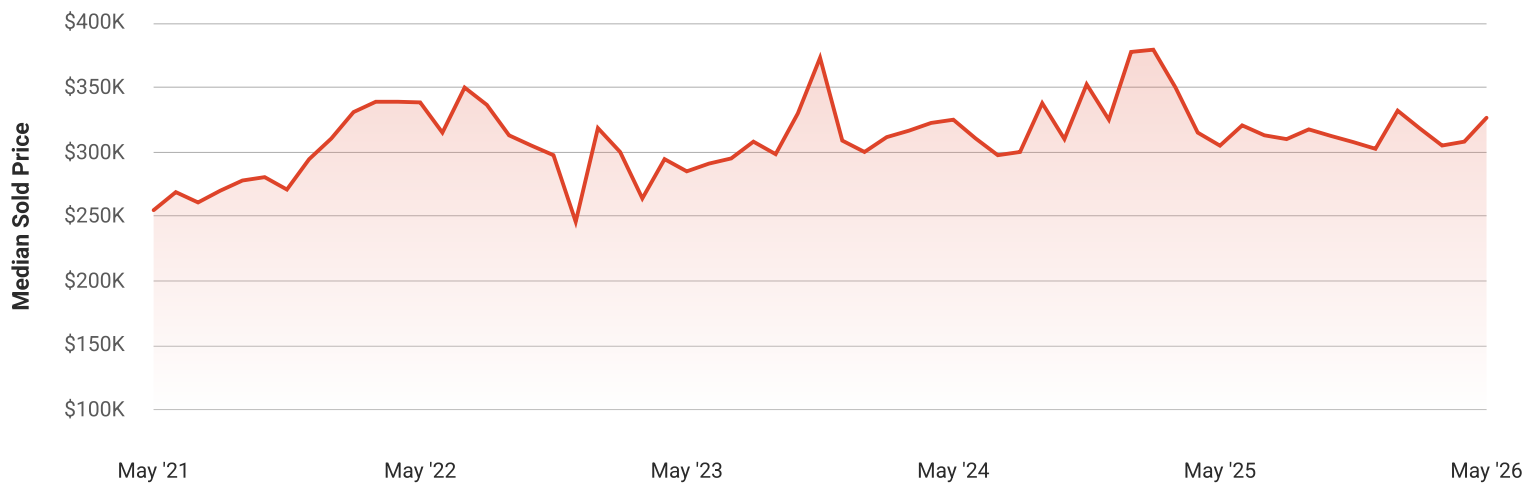
This graphic summarizes key statistics for properties that sold each month. RPR uses a derived sold date to determine when a property moved into a sold status within the given month. These statistics are important for understanding the price points on sold properties as well as the difference between the list price and sold price, which reveals whether buyers are paying over or under the asking price.

Source: Listing sources

Update Frequency: Monthly

Median Sold Price - \$326,495

↑ 6% Month over Month



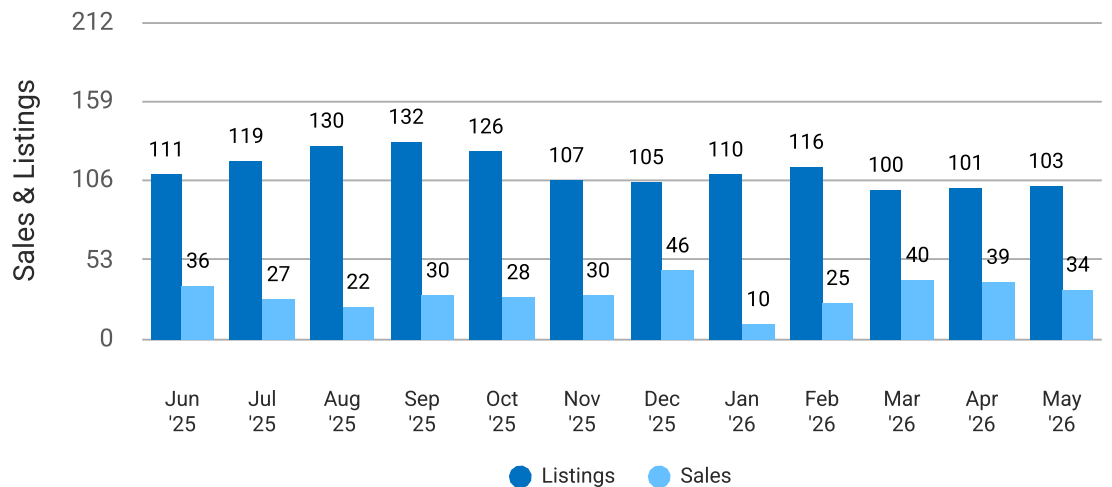
Total Sales and Active Listings in Seagoville, Texas

Single Family + Condo/Townhouse/Apt.

This graph compares the number of sales with the number of active listings in the local market.

Source: MLS data where licensed

Update Frequency: Monthly



Seagoville, Texas

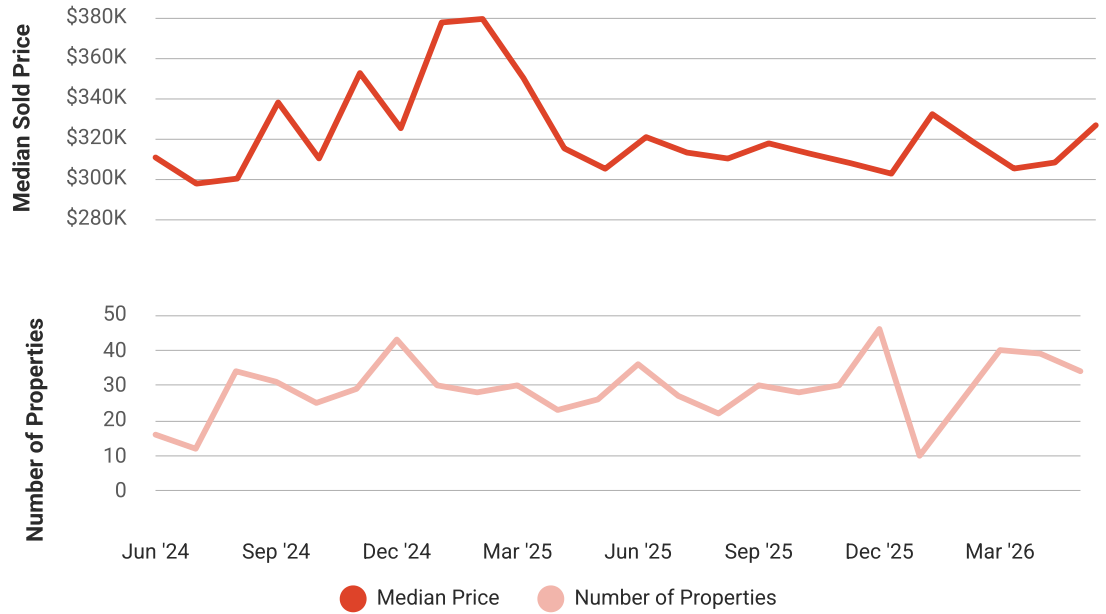
Median Sold Price vs Sold Listings in Seagoville, Texas

Single Family + Condo/Townhouse/Apt.

This chart compares the trend of median sold price and number of sold listings for the given location.

Source: Listing Data

Update Frequency: Monthly



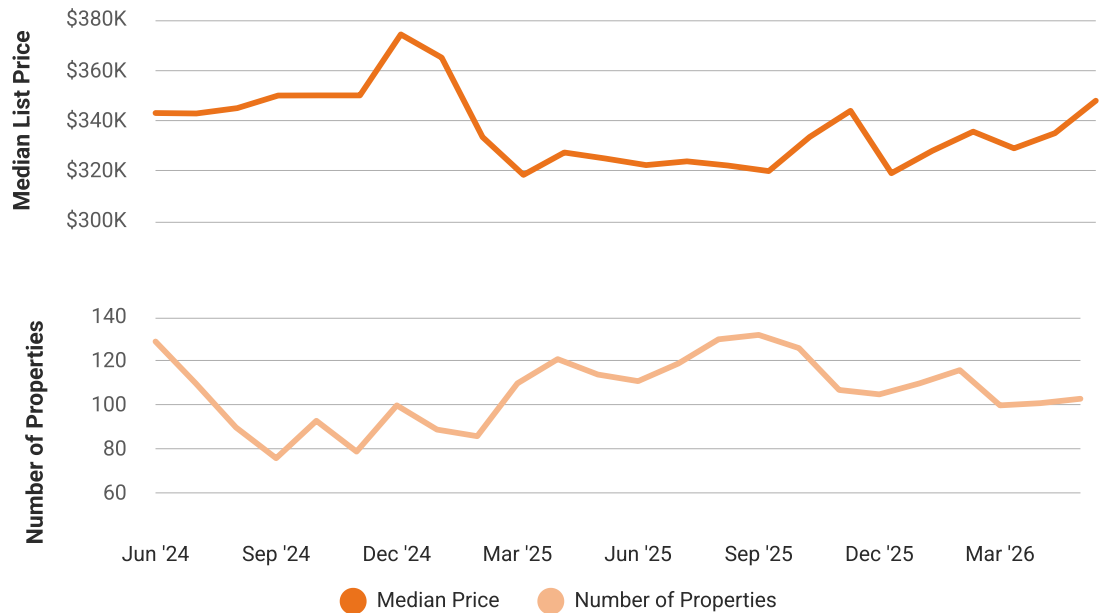
Median List Price vs Active Listings in Seagoville, Texas

Single Family + Condo/Townhouse/Apt.

This chart compares the trend of median list price and number of active properties for the given location.

Source: Listing Data

Update Frequency: Monthly



Market Snapshot

Value and Price Changes

	Current	Last Month	Last 3 Months	Last 12 Months	Last 24 Months	Last 36 Months
Median Est. Property Value Last Updated: 5/31/2026	\$299,860	\$296,390 +1.17%	\$300,410 -0.18%	\$290,460 +3.24%	\$278,260 +7.76%	\$281,000 +6.71%
Median Sold Price Last Updated: 5/31/2026	\$326,495	\$308,000 +6%	\$318,170 +2.62%	\$304,900 +7.08%	\$325,000 +0.46%	\$285,000 +14.56%
Median List Price Last Updated: 5/31/2026	\$347,900	\$335,000 +3.85%	\$335,610 +3.66%	\$324,950 +7.06%	\$350,797 -0.83%	\$324,450 +7.23%

About this Data: Because some brokerages may choose not to include their MLS listing content within the RPR platform, the analysis contained in this report may not have been created using all the available listing data within this geographical market. Median estimated property values are generated by a valuation model and are not formal appraisals. Valuations are based on public records and MLS data where licensed. The Metrics displayed here reflect **All Residential Single Family, Condo, Townhouse and Apartment properties** data.

Market Activity

Market Activity Filters

Sort Order: Date

Maximum Properties Per Change Type: 10

Change Types: New Listings, Pending, Closed, Distressed

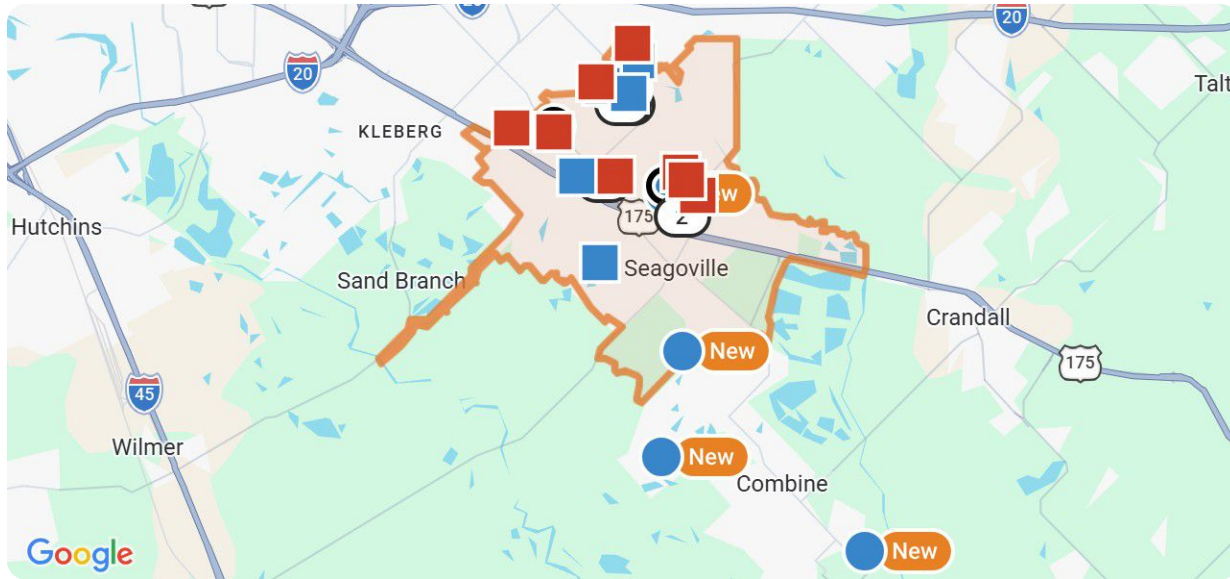
Property Types: Single Family, Condo/Townhouse/Apt

Property Features: Sale Price: Any, Lease Price: Any, Beds: Any, Baths: Any, Living Area: Any, Lot Size (acre): Any, Year Built: Any

Seagoville, Texas

Summary

For Sale Activity in the Last 3 Months

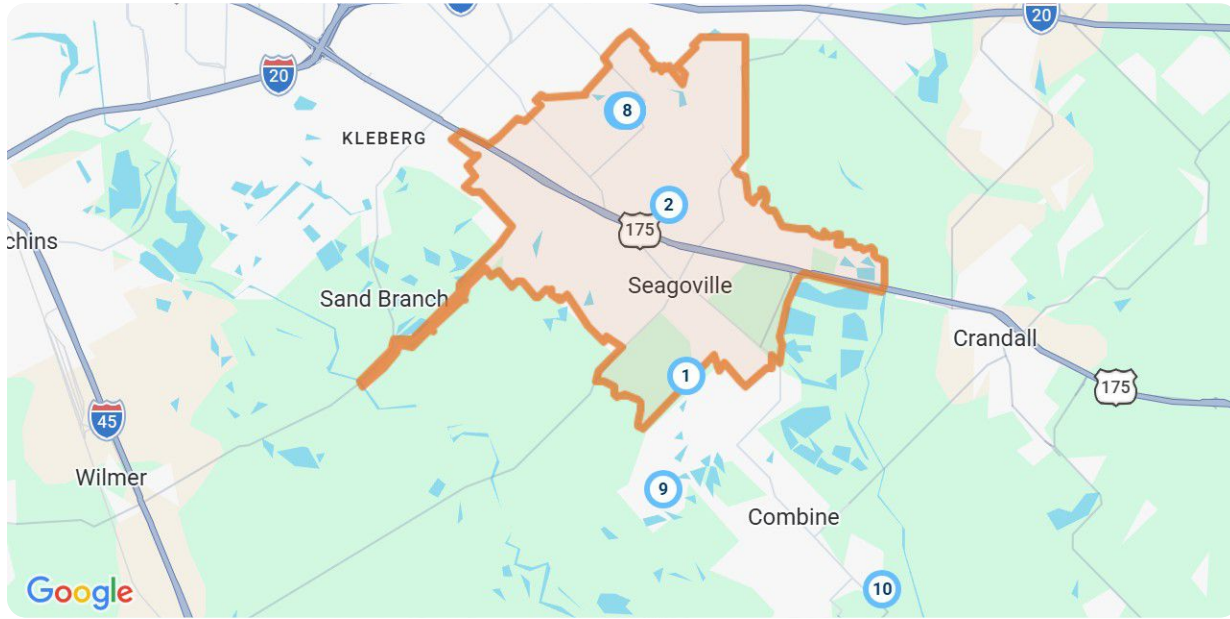


	New	Pending	Closed	Distressed
Number of Properties	10	10	10	7
Lowest Listing Price / Est.Value	\$228,000	\$150,000	\$220,000	\$219,340
Median Listing Price / Est.Value	\$331,420	\$304,666	\$321,000	\$279,830
Highest Listing Price / Est.Value	\$384,192	\$379,092	\$525,000	\$324,090
Average Price / sqft	\$159	\$148	\$159	\$158
Median Price / sqft	\$161	\$149	\$162	\$158
Average Days in RPR	2	87	62	-
Median Days in RPR	1	45	27	-
Total Volume	\$3,245,552	\$2,946,636	\$2,959,929	\$1,911,190
Source	Listings	Listings	Public Records & Listings	Public Records & Listings

Market Activity Breakdown

New

Source: Listings



Legend

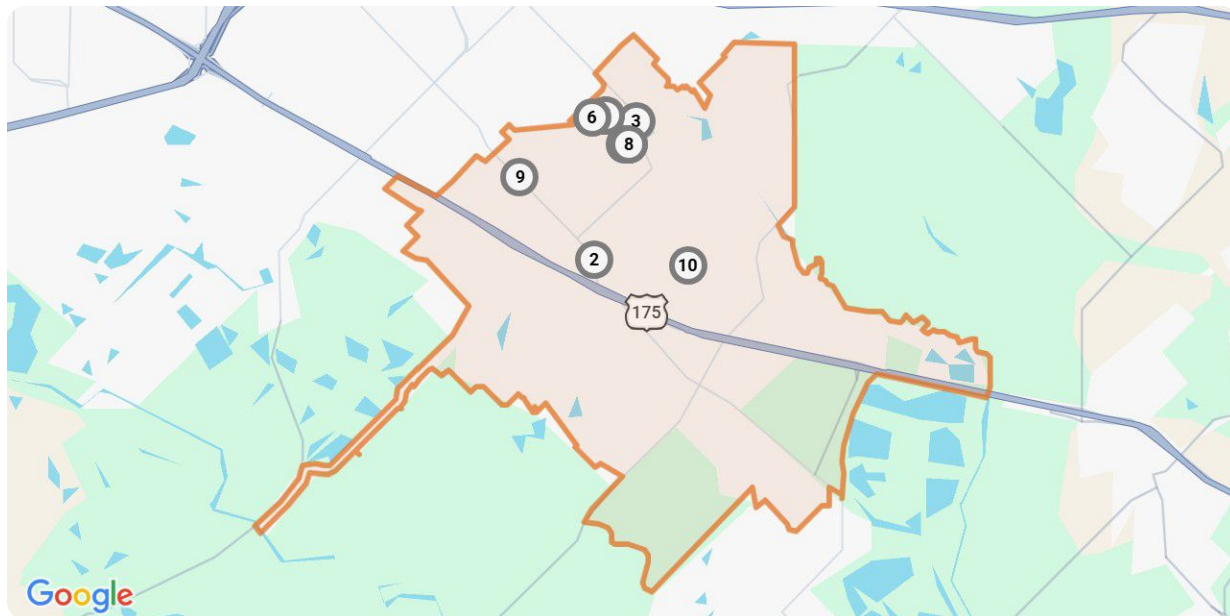
● Active For Sale

New: 10 properties		Property Type	Beds / Baths	Living Area (sq ft)	Lot Size	Year Built	List Date / Days in RPR	List Price / \$ Per Sq Ft
1	 <p>1941 Madison Dr Seagoville, TX 75159 MLS ID: 21286241 ● Active / For Sale</p> <p><i>Listing Courtesy of WILLIAM DAVIS REALTY</i></p>	Single Family	4/3	2,209	5,488 sqft	2021	6/8/2026 1 day	\$325,000 \$147/sq ft
2	 <p>1932 Tradition Dr Seagoville, TX 75159 MLS ID: 21292713 ● Active / For Sale</p> <p><i>Listing Courtesy of Meritage Homes Realty</i></p>	Single Family	4/3	2,059	8,712 sqft	2026	6/8/2026 1 day	\$331,820 \$161/sq ft
3	 <p>1934 Tradition Dr Seagoville, TX 75159 MLS ID: 21292712 ● Active / For Sale</p> <p><i>Listing Courtesy of Meritage Homes Realty</i></p>	Single Family	5/3	2,791	5,227 sqft	2026	6/8/2026 1 day	\$358,431 \$128/sq ft
4	 <p>1936 Tradition Dr Seagoville, TX 75159 MLS ID: 21292711 ● Active / For Sale</p> <p><i>Listing Courtesy of Meritage Homes Realty</i></p>	Single Family	3/2	1,833	8,712 sqft	2026	6/8/2026 1 day	\$306,449 \$167/sq ft
5	 <p>1938 Tradition Dr Seagoville, TX 75159 MLS ID: 21292709 ● Active / For Sale</p> <p><i>Listing Courtesy of Meritage Homes Realty</i></p>	Single Family	4/3	2,059	8,712 sqft	2026	6/8/2026 1 day	\$331,020 \$161/sq ft

New: 10 properties		Property Type	Beds / Baths	Living Area (sq ft)	Lot Size	Year Built	List Date / Days in RPR	List Price / \$ Per Sq Ft
	 1940 Tradition Dr Seagoville, TX 75159 MLS ID: 21292707 ● Active / For Sale <i>Listing Courtesy of Meritage Homes Realty</i>	Single Family	5/3	3,060	8,712 sqft	2026	6/8/2026 1 day	\$384,192 \$126/sq ft
	 513 Thomas Trl Seagoville, TX 75159 MLS ID: 21294685 ● Active / For Sale <i>Listing Courtesy of VIP Realty</i>	Single Family	3/2	1,368	5,967 sqft	1985	6/7/2026 2 days	\$228,000 \$167/sq ft
	 1906 Kentucky Trl Seagoville, TX 75159 MLS ID: 21294143 ● Active / For Sale <i>Listing Courtesy of HomesUSA.com</i>	Single Family	5/3	2,792	5,600 sqft	2026	6/6/2026 3 days	\$357,990 \$128/sq ft
	 1314 Hall Rd Seagoville, TX 75159 MLS ID: 21283801 ● Active / For Sale <i>Listing Courtesy of Exit Realty Pro</i>	Single Family	3/2	1,346	7,318 sqft	1988	6/5/2026 4 days	\$279,750 \$208/sq ft
	 744 Layton Ct Seagoville, TX 75159 MLS ID: 21293025 ● Active / For Sale <i>Listing Courtesy of LGI Homes</i>	Single Family	3/2	1,705	6,000 sqft	2026	6/5/2026 4 days	\$342,900 \$201/sq ft

Pending











Source: Listings



Legend

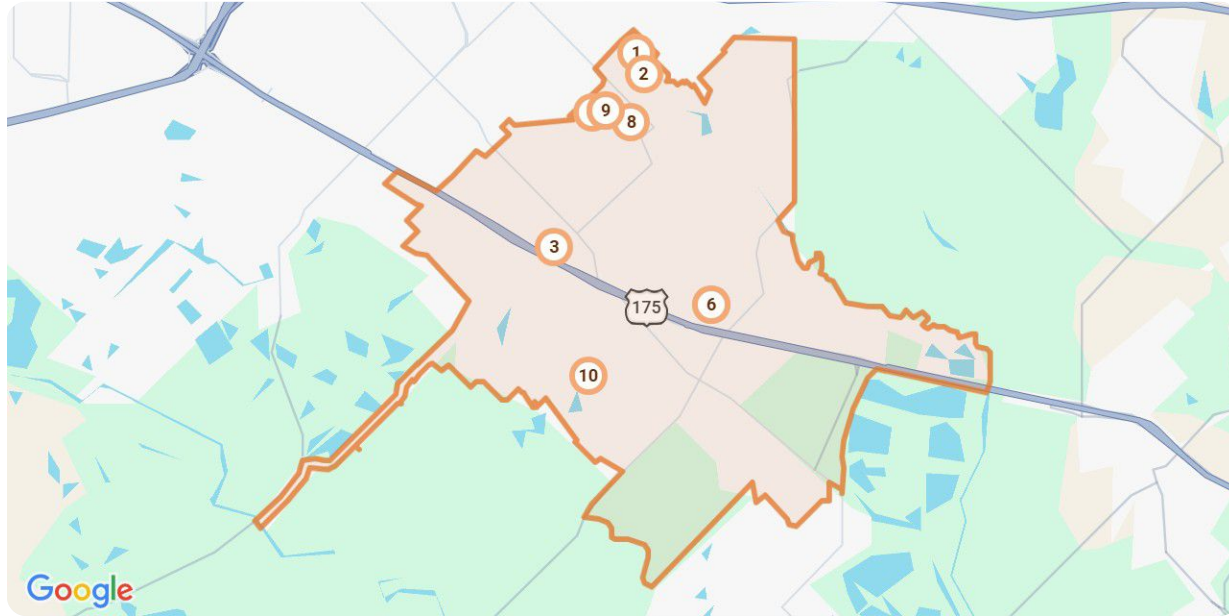
● Pending



Pending: 10 properties		Property Type	Beds / Baths	Living Area (sq ft)	Lot Size / Year Built	List Date	List Price / \$ Per Sq Ft	Pending Date / Days in RPR
1	 <p>1510 Burton Dr Seagoville, TX 75159 MLS ID: 20874435 Pending / For Sale</p> <p><i>Listing Courtesy of Keller Williams Legacy</i></p>	Single Family	3/2	1,838	6,098 sqft 2025	3/18/2025	\$299,932 \$163/sq ft	6/8/2026 447 days
2	 <p>820 Trujillo Dr Seagoville, TX 75159 MLS ID: 21287206 Pending / For Sale</p> <p><i>Listing Courtesy of Keller Williams Legacy</i></p>	Single Family	3/2	1,675	5,880 sqft 2026	6/2/2026	\$273,788 \$163/sq ft	6/8/2026 6 days
3	 <p>2014 Carriage Ct Seagoville, TX 75159 MLS ID: 21176816 Pending / For Sale</p> <p><i>Listing Courtesy of Meritage Homes Realty</i></p>	Single Family	4/3	2,720	5,227 sqft 2026	2/12/2026	\$349,136 \$128/sq ft	6/4/2026 112 days
4	 <p>2015 Chariot Ct Seagoville, TX 75159 MLS ID: 21292066 Pending / For Sale</p> <p><i>Listing Courtesy of HomesUSA.com</i></p>	Single Family	4/2	1,791	5,600 sqft 2026	6/4/2026	\$289,990 \$162/sq ft	6/4/2026 - days
5	 <p>1937 Furlong Dr Seagoville, TX 75159 MLS ID: 21274802 Pending / For Sale</p> <p><i>Listing Courtesy of Meritage Homes Realty</i></p>	Single Family	4/3	2,363	5,227 sqft 2026	5/19/2026	\$341,808 \$145/sq ft	6/4/2026 16 days
6	 <p>2226 Derby Dr Seagoville, TX 75159 MLS ID: 21220258 Pending / For Sale</p> <p><i>Listing Courtesy of HomesUSA.com</i></p>	Single Family	3/2	1,790	5,600 sqft 2025	3/26/2026	\$309,400 \$173/sq ft	6/3/2026 69 days
7	 <p>202 Mathis St Seagoville, TX 75159 MLS ID: 21283445 Pending / For Sale</p> <p><i>Listing Courtesy of Keller Williams Realty</i></p>	Single Family	3/2	1,309	0.88 acres 1960	5/28/2026	\$200,000 \$153/sq ft	6/3/2026 6 days
8	 <p>736 Thedford Rd Seagoville, TX 75159 MLS ID: 21202035 Pending / For Sale</p> <p><i>Listing Courtesy of Epps Realty, LLC</i></p>	Single Family	3/2	1,027	7,187 sqft 1987	4/3/2026	\$150,000 \$146/sq ft	6/3/2026 61 days
9	 <p>2131 Derby Dr Seagoville, TX 75159 MLS ID: 21243083 Pending / For Sale</p> <p><i>Listing Courtesy of HomesUSA.com</i></p>	Single Family	5/3	2,793	5,600 sqft 2026	4/17/2026	\$353,490 \$127/sq ft	6/1/2026 45 days
10	 <p>1935 Furlong Dr Seagoville, TX 75159 MLS ID: 21264207 Pending / For Sale</p> <p><i>Listing Courtesy of Meritage Homes Realty</i></p>	Single Family	5/3	3,060	8,712 sqft 2026	5/8/2026	\$379,092 \$124/sq ft	6/1/2026 24 days

Closed

Source: Public Records and Listings



Closed: 10 properties		Property Type	Beds / Baths	Living Area (sq ft)	Lot Size / Year Built	Closed Date / Days in RPR	Closed Price / \$ Per Sq Ft	List to Sold Price %
1	 <p>719 Stacie Ln Seagoville, TX 75159 MLS ID: 21248523</p> <p>Closed / For Sale</p> <p><i>Courtesy of Legacy & Co. Real Estate LLC</i></p>	Single Family	3/2	1,585	7,579 sqft 2002	6/4/2026 20 days	\$289,000 \$182/sq ft	-
2	 <p>2012 Carriage Ct Seagoville, TX 75159 MLS ID: 21171282</p> <p>Closed / For Sale</p> <p><i>Courtesy of Meritage Homes Realty</i></p>	Single Family	4/3	2,059	8,712 sqft 2026	6/2/2026 53 days	\$321,000 \$156/sq ft	↑ 3.61%
3	 <p>1868 Gallop Rd Seagoville, TX 75159 MLS ID: 21113369</p> <p>Closed / For Sale</p> <p><i>Courtesy of HomesUSA.com</i></p>	Single Family	3/2	1,628	5,600 sqft 2025	6/2/2026 167 days	\$279,990 \$172/sq ft	↓ 0.36%
4	 <p>103 Pinecrest Drive Seagoville, TX 75159 MLS ID: 21193124</p> <p>Closed / For Sale</p> <p><i>Courtesy of Keller Williams Prosper Celina</i></p>	Single Family	3/2	1,502	6,050 sqft 2004	6/2/2026 35 days	\$220,000 \$146/sq ft	↓ 4.35%
5	 <p>280 Lanier Rd Seagoville, TX 75159 MLS ID: 21068775</p> <p>Closed / For Sale</p> <p><i>Courtesy of Exit Realty Pro</i></p>	Single Family	3/4	2,808	2.15 acres 1970	6/1/2026 222 days	\$525,000 \$187/sq ft	↓ 4.37%

Closed: 10 properties		Property Type	Beds / Baths	Living Area (sq ft)	Lot Size / Year Built	Closed Date / Days in RPR	Closed Price / \$ Per Sq Ft	List to Sold Price %
	 2010 Colt Ct Seagoville, TX 75159 MLS ID: 21215739 ■ Closed / For Sale <i>Courtesy of Meritage Homes Realty</i>	Single Family	4/3	2,059	8,712 sqft 2026	5/29/2026 22 days	\$333,000 \$162/sq ft	↓ 2.01%
	 2012 Colt Ct Seagoville, TX 75159 MLS ID: 21215738 ■ Closed / For Sale <i>Courtesy of Meritage Homes Realty</i>	Single Family	5/3	2,791	5,227 sqft 2026	5/29/2026 8 days	\$361,000 \$129/sq ft	↓ 0.32%
	 2022 Colt Ct Seagoville, TX 75159 MLS ID: 21182137 ■ Closed / For Sale <i>Courtesy of Meritage Homes Realty</i>	Single Family	3/2	1,833	8,712 sqft 2026	5/29/2026 27 days	\$302,949 \$165/sq ft	-
	 2224 Derby Dr Seagoville, TX 75159 MLS ID: 21243079 ■ Closed / For Sale <i>Courtesy of HomesUSA.com</i>	Single Family	4/3	2,466	5,600 sqft 2026	5/26/2026 7 days	\$327,990 \$133/sq ft	-
	 809 Ross Ln Seagoville, TX 75159 ■ Closed / Public Record	Single Family	4/1	1,480	8,125 sqft 1973	5/26/2026 - days	- \$167/sq ft	-

Distressed

Source: Public Records and Listings



Legend

- Off Market, Hold, Withdrawn, Expired, or Canceled

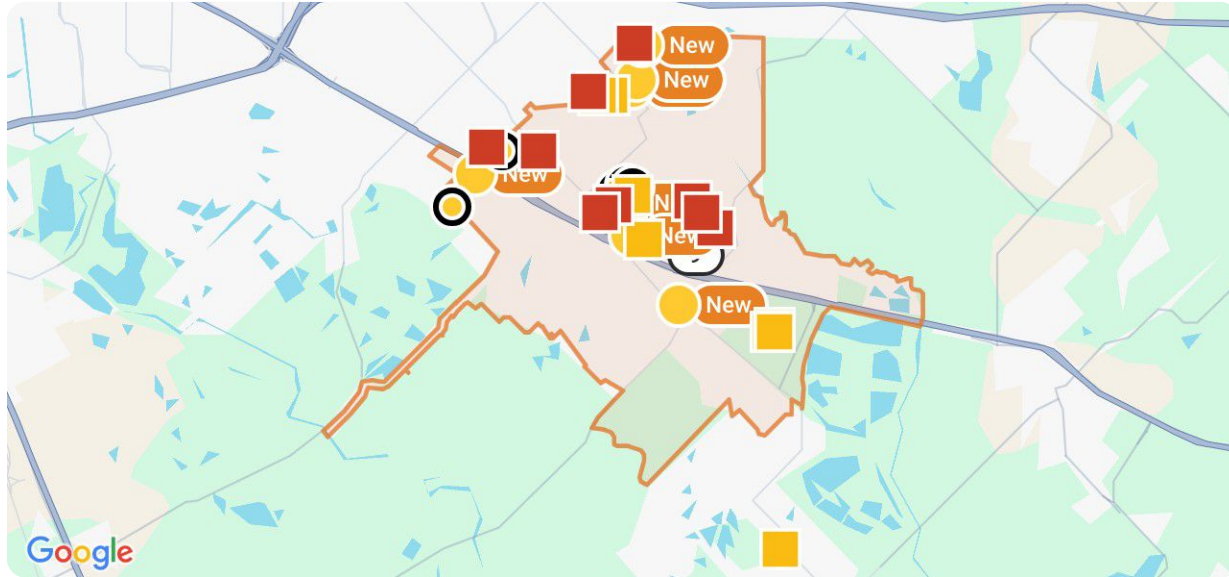
Seagoville, Texas

Distressed: 7 properties		Property Type	Beds / Baths	Living Area (sq ft)	Lot Size / Year Built	List Date / Days in RPR	List Price / \$ Per Sq Ft	Distressed Date / Type
1	 <p>704 La Fonda Cir Seagoville, TX 75159 Off Market / Public Record</p>	Single Family	3/2	1,432	5,956 sqft 1972	- - days	- \$153/sq ft	4/30/2026 Notice of Foreclosure Sale
2	 <p>1204 E Malloy Bridge Rd Seagoville, TX 75159 Off Market / Public Record</p>	Single Family	3/2	1,524	0.42 acres 1972	- - days	- \$149/sq ft	3/30/2026 Notice of Foreclosure Sale
3	 <p>2012 Canterbury Dr Seagoville, TX 75159 Off Market / Public Record</p>	Single Family	4/2	2,006	- 2021	- - days	- \$162/sq ft	4/9/2026 Notice of Foreclosure Sale
4	 <p>1208 Ross Ln Seagoville, TX 75159 Off Market / Public Record</p>	Single Family	3/2	1,260	7,740 sqft 1985	- - days	- \$186/sq ft	3/12/2026 Notice of Foreclosure Sale
5	 <p>3017 Graystone Ct Seagoville, TX 75159 Off Market / Public Record</p>	Single Family	3/2	1,758	6,600 sqft 2012	- - days	- \$159/sq ft	5/7/2026 Notice of Foreclosure Sale
6	 <p>1430 Baylee St Seagoville, TX 75159 Off Market / Public Record</p>	Single Family	3/2	2,038	9,240 sqft 2010	- - days	- \$158/sq ft	4/23/2026 Notice of Foreclosure Sale
7	 <p>119 Pheasant Ln Seagoville, TX 75159 Off Market / Public Record</p>	Single Family	4/3	2,140	6,185 sqft 2002	- - days	- \$142/sq ft	4/23/2026 Notice of Foreclosure Sale

Seagoville, Texas

Summary

For Lease Activity in the Last 3 Months



Legend

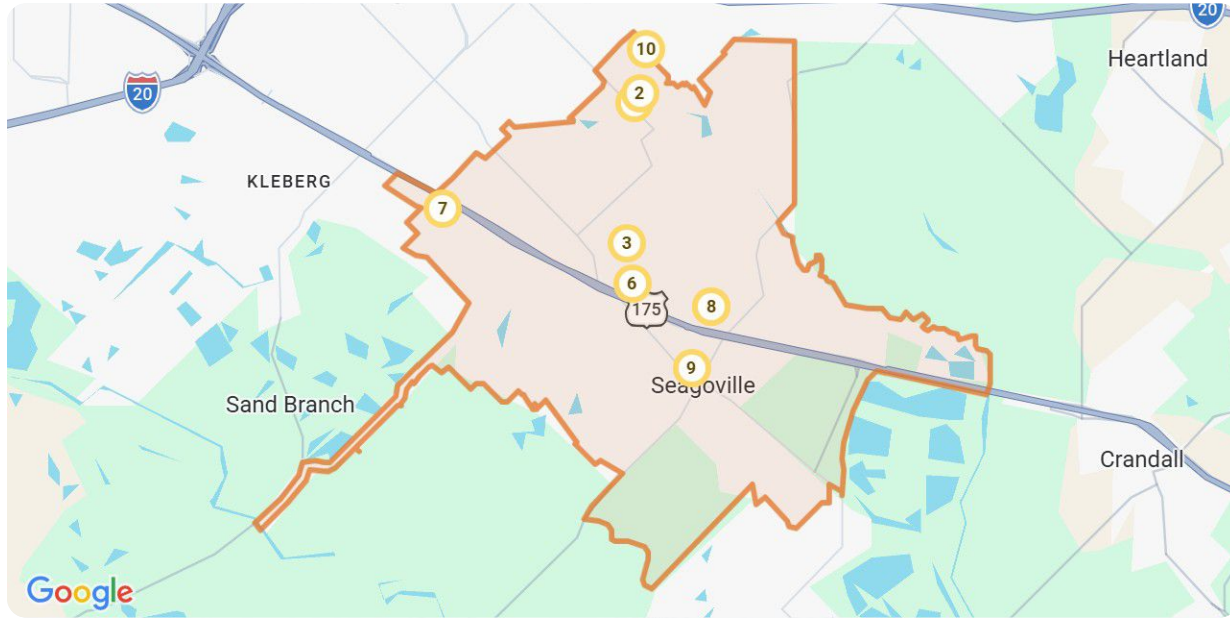
- For Lease
- For Lease Pending
- Distressed
- Recently Leased

	New	Pending	Closed	Distressed
Number of Properties	10	7	10	7
Lowest Listing Price / Est.Value	\$1,889	\$1,295	\$1,295	\$219,340
Median Listing Price / Est.Value	\$2,400	\$2,325	\$2,122	\$279,830
Highest Listing Price / Est.Value	\$2,760	\$2,660	\$2,650	\$324,090
Average Price / sqft	\$1	\$1	\$1	\$158
Median Price / sqft	\$1	\$1	\$1	\$158
Average Days in RPR	6	36	27	-
Median Days in RPR	4	19	21	-
Total Volume	\$23,647	\$15,080	\$20,714	\$1,911,190
Source	Listings	Listings	Public Records & Listings	Public Records & Listings

Market Activity Breakdown

New

Source: Listings






Legend

● Active For Lease

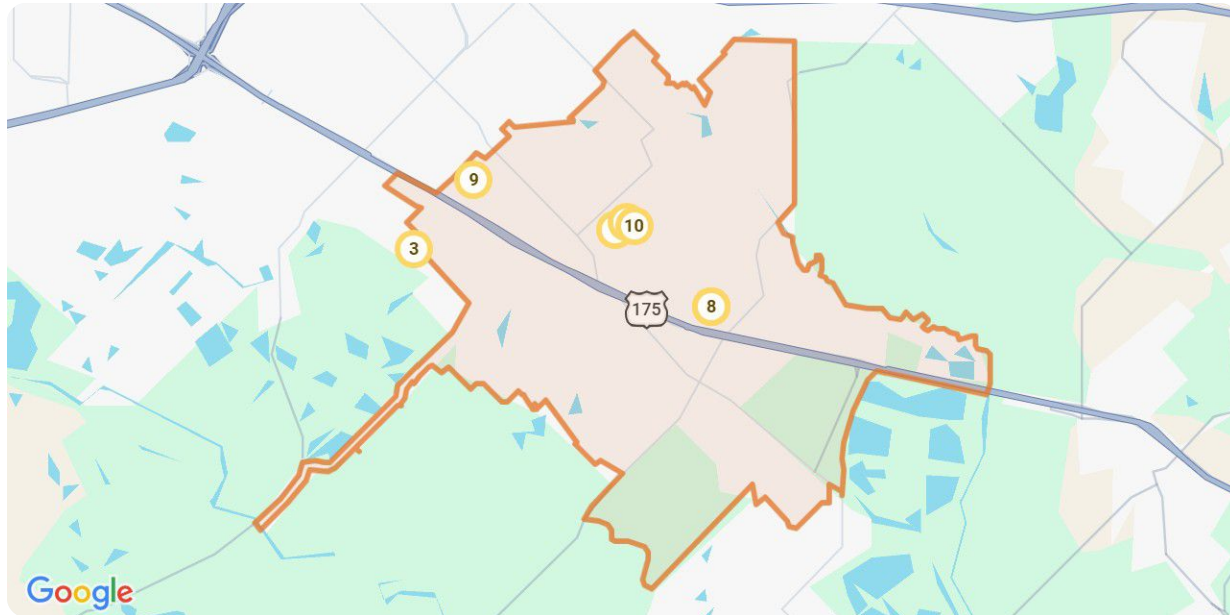
New: 10 properties		Property Type	Beds / Baths	Living Area (sq ft)	Lot Size	Year Built	List Date / Days in RPR	List Price / \$ Per Sq Ft
1	 <p>2516 Tahoe Dr Seagoville, TX 75159 MLS ID: 21294414 ● Active / For Lease <i>Courtesy of McCaw Property Management, LLC</i></p>	Single Family	4/3	2,087	8 acres	2023	6/6/2026 3 days	\$2,550 mo. \$1/sq ft
2	 <p>1712 Paul Dr Seagoville, TX 75159 MLS ID: 21293096 ● Active / For Lease <i>Courtesy of LGI Homes</i></p>	Single Family	4/3	2,173	5,585 sqft	2026	6/5/2026 4 days	\$2,760 mo. \$1/sq ft
3	 <p>1716 Paul Dr Seagoville, TX 75159 MLS ID: 21293009 ● Active / For Lease <i>Courtesy of LGI Homes</i></p>	Single Family	3/2	1,602	6,000 sqft	2026	6/5/2026 4 days	\$2,400 mo. \$1/sq ft
4	 <p>1718 Paul Dr Seagoville, TX 75159 MLS ID: 21293083 ● Active / For Lease <i>Courtesy of LGI Homes</i></p>	Single Family	4/2	1,784	6,240 sqft	2026	6/5/2026 4 days	\$2,535 mo. \$1/sq ft
5	 <p>1722 Paul Dr Seagoville, TX 75159 MLS ID: 21293036 ● Active / For Lease <i>Courtesy of LGI Homes</i></p>	Single Family	3/2	1,705	6,000 sqft	2026	6/5/2026 4 days	\$2,470 mo. \$1/sq ft








Seagoville, Texas

New: 10 properties		Property Type	Beds / Baths	Living Area (sq ft)	Lot Size	Year Built	List Date / Days in RPR	List Price / \$ Per Sq Ft
6	 <p>1727 Paul Dr Seagoville, TX 75159 MLS ID: 21293000 ● Active / For Lease</p> <p><i>Courtesy of LGI Homes</i></p>	Single Family	3/2	1,602	6,000 sqft	2026	6/5/2026 4 days	\$2,400 mo. \$1/sq ft
7	 <p>1630 Emily Ln Seagoville, TX 75159 MLS ID: 21289922 ● Active / For Lease</p> <p><i>Courtesy of TAH Texas Services</i></p>	Single Family	3/2	1,546	1,546 sqft	2004	6/3/2026 6 days	\$1,889 mo. \$1/sq ft
8	 <p>1921 Belmont Ln Seagoville, TX 75159 MLS ID: 21288936 ● Active / For Lease</p> <p><i>Courtesy of REKconnection, LLC</i></p>	Single Family	4/2	1,772	5,488 sqft	2023	6/2/2026 7 days	\$1,995 mo. \$1/sq ft
9	 <p>752 Saratoga Ln Seagoville, TX 75159 MLS ID: 21287498 ● Active / For Lease</p> <p><i>Courtesy of Lochhead Properties</i></p>	Single Family	4/3	2,209	6,621 sqft	2022	6/1/2026 8 days	\$2,349 mo. \$1/sq ft
10	 <p>639 Arlington Park Ct Seagoville, TX 75159 MLS ID: 21280974 ● Active / For Lease</p> <p><i>Courtesy of Dream Castle Realty</i></p>	Single Family	4/2	2,006	5,575 sqft	2021	5/26/2026 14 days	\$2,299 mo. \$1/sq ft

Pending

Source: Listings

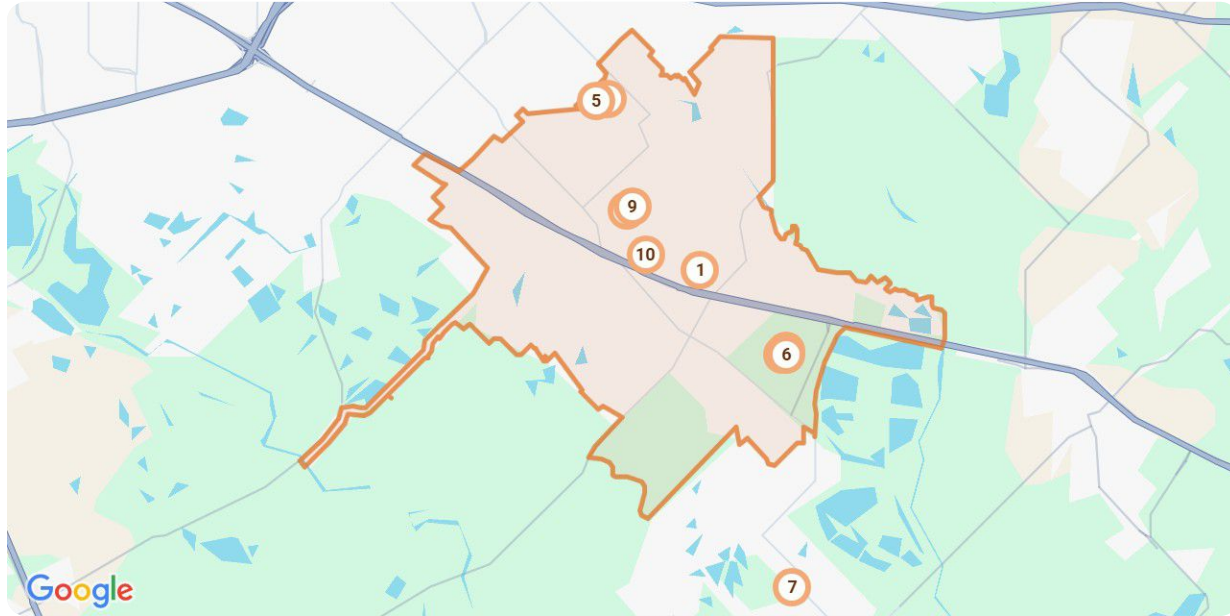


Pending: 7 properties		Property Type	Beds / Baths	Living Area (sq ft)	Lot Size / Year Built	List Date	List Price / \$ Per Sq Ft	Pending Date / Days in RPR
1	 <p>1432 Baylee St Seagoville, TX 75159 MLS ID: 21229479 Pending / For Lease</p> <p><i>Courtesy of Pioneer 1 Realty</i></p>	Single Family	3/2	2,101	9,321 sqft 2005	4/5/2026	\$2,000 mo. \$1/sq ft	6/3/2026 59 days
2	 <p>1324 Bluffview Dr Seagoville, TX 75159 MLS ID: 21269613 Pending / For Lease</p> <p><i>Courtesy of Lochhead Properties</i></p>	Condo/Townhouse/Apt.	3/2	1,150	0.3 acres 1985	5/13/2026	\$1,295 mo. \$1/sq ft	6/1/2026 19 days
3	 <p>740 Layton Ct Seagoville, TX 75159 MLS ID: 21272255 Pending / For Lease</p> <p><i>Courtesy of LGI Homes</i></p>	Single Family	4/2	1,784	6,240 sqft 2026	5/8/2026	\$2,445 mo. \$1/sq ft	5/12/2026 4 days
4	 <p>727 Layton Ct Seagoville, TX 75159 MLS ID: 21250274 Pending / For Lease</p> <p><i>Courtesy of LGI Homes</i></p>	Single Family	3/2	1,668	5,500 sqft 2026	4/24/2026	\$2,325 mo. \$1/sq ft	5/4/2026 10 days
5	 <p>728 Layton Ct Seagoville, TX 75159 MLS ID: 21236151 Pending / For Lease</p> <p><i>Courtesy of LGI Homes</i></p>	Single Family	4/3	2,173	5,585 sqft 2026	4/10/2026	\$2,660 mo. \$1/sq ft	5/4/2026 24 days
6	 <p>733 Layton Ct Seagoville, TX 75159 MLS ID: 21214625 Pending / For Lease</p> <p><i>Courtesy of LGI Homes</i></p>	Single Family	3/2	1,668	5,500 sqft 2026	3/20/2026	\$2,355 mo. \$1/sq ft	3/30/2026 10 days
7	 <p>2908 Lynell Dr Seagoville, TX 75159 MLS ID: 21109250 Pending / For Lease</p> <p><i>Courtesy of East Plano Realty, LLC</i></p>	Single Family	3/2	1,602	0.32 acres 1955	11/10/2025	\$2,000 mo. \$1/sq ft	3/15/2026 125 days

Seagoville, Texas

Closed

Source: Public Records and Listings

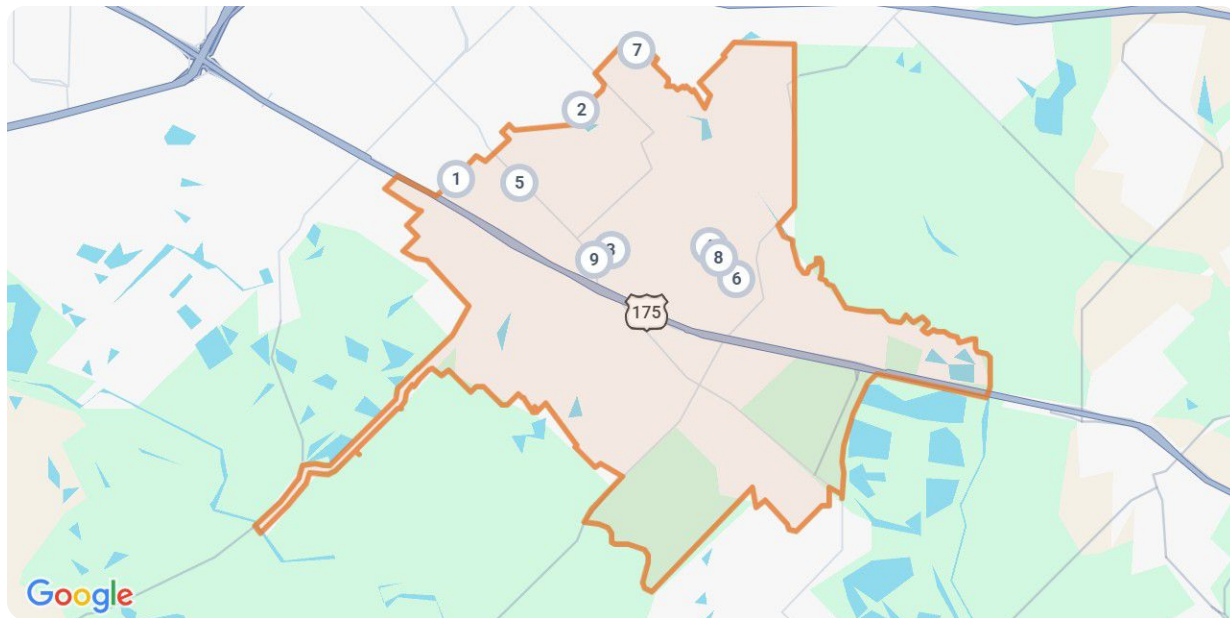


Closed: 10 properties		Property Type	Beds / Baths	Living Area (sq ft)	Lot Size / Year Built	Closed Date / Days in RPR	Closed Price / \$ Per Sq Ft	List to Sold Price %
1	 <p>2603 Hutchins Dr Seagoville, TX 75159 MLS ID: 21245291 Closed / For Lease</p> <p><i>Courtesy of Epps Realty, LLC</i></p>	Single Family	4/2	1,909	6,621 sqft 2019	5/30/2026 32 days	- \$1/sq ft	-
2	 <p>2528 Broken Bow Dr Seagoville, TX 75159 MLS ID: 21261243 Closed / For Lease</p> <p><i>Courtesy of White Rock Realty</i></p>	Single Family	3/2	1,867	6,098 sqft 2023	5/29/2026 21 days	- \$1/sq ft	-
3	 <p>612 Aqueduct Dr Seagoville, TX 75159 MLS ID: 21249760 Closed / For Lease</p> <p><i>Courtesy of REKconnection, LLC</i></p>	Single Family	4/2	2,006	5,488 sqft 2021	5/13/2026 19 days	- \$1/sq ft	-
4	 <p>1324 Bluffview Dr Seagoville, TX 75159 MLS ID: 21245085 Closed / For Lease</p> <p><i>Courtesy of Lochhead Properties</i></p>	Condo/Townhouse/Apt.	3/2	1,074	0.3 acres 1985	5/11/2026 16 days	- \$1/sq ft	-
5	 <p>1914 Madison Dr Seagoville, TX 75159 MLS ID: 21259767 Closed / For Lease</p> <p><i>Courtesy of REKconnection, LLC</i></p>	Single Family	4/3	2,587	7,753 sqft 2021	5/11/2026 7 days	- \$1/sq ft	-



Closed: 10 properties		Property Type	Beds / Baths	Living Area (sq ft)	Lot Size / Year Built	Closed Date / Days in RPR	Closed Price / \$ Per Sq Ft	List to Sold Price %
	<p>2022 Belmont Ln Seagoville, TX 75159 MLS ID: 21244269 Closed / For Lease</p> <p><i>Courtesy of ONEPLUS REALTY GROUP, LLC</i></p>	Single Family	4/2	2,006	0.25 acres 2022	5/8/2026 10 days	- \$1/sq ft	-
	<p>2905 Englenook Dr Seagoville, TX 75159 MLS ID: 21177514 Closed / For Lease</p> <p><i>Courtesy of TAH Texas Services</i></p>	Single Family	4/3	2,119	2,119 sqft 2017	5/8/2026 86 days	- \$1/sq ft	-
	<p>312 Ball St Seagoville, TX 75159 MLS ID: 21230863 Closed / For Lease</p> <p><i>Courtesy of Real Broker, LLC</i></p>	Single Family	4/3	2,040	0.48 acres 2022	5/7/2026 31 days	- \$1/sq ft	-
	<p>214 Heritage Ct Seagoville, TX 75159 MLS ID: 21234055 Closed / For Lease</p> <p><i>Courtesy of Beam Real Estate, LLC</i></p>	Condo/Townhouse/Apt.	3/3	1,640	2,265 sqft 2021	5/5/2026 24 days	- \$1/sq ft	-
	<p>100 Walnut Dr Seagoville, TX 75159 MLS ID: 21238638 Closed / For Lease</p> <p><i>Courtesy of Progress Residential Property Management</i></p>	Single Family	3/2	1,507	8,494 sqft 2001	5/5/2026 20 days	- \$1/sq ft	-

Distressed

Source: Public Records and Listings



Seagoville, Texas

Distressed: 7 properties		Property Type	Beds / Baths	Living Area (sq ft)	Lot Size / Year Built	List Date / Days in RPR	List Price / \$ Per Sq Ft	Distressed Date / Type
1	 <p>704 La Fonda Cir Seagoville, TX 75159 Off Market / Public Record</p>	Single Family	3/2	1,432	5,956 sqft 1972	- - days	- \$153/sq ft	4/30/2026 Notice of Foreclosure Sale
2	 <p>1204 E Malloy Bridge Rd Seagoville, TX 75159 Off Market / Public Record</p>	Single Family	3/2	1,524	0.42 acres 1972	- - days	- \$149/sq ft	3/30/2026 Notice of Foreclosure Sale
3	 <p>2012 Canterbury Dr Seagoville, TX 75159 Off Market / Public Record</p>	Single Family	4/2	2,006	- 2021	- - days	- \$162/sq ft	4/9/2026 Notice of Foreclosure Sale
4	 <p>1208 Ross Ln Seagoville, TX 75159 Off Market / Public Record</p>	Single Family	3/2	1,260	7,740 sqft 1985	- - days	- \$186/sq ft	3/12/2026 Notice of Foreclosure Sale
5	 <p>3017 Graystone Ct Seagoville, TX 75159 Off Market / Public Record</p>	Single Family	3/2	1,758	6,600 sqft 2012	- - days	- \$159/sq ft	5/7/2026 Notice of Foreclosure Sale
6	 <p>1430 Baylee St Seagoville, TX 75159 Off Market / Public Record</p>	Single Family	3/2	2,038	9,240 sqft 2010	- - days	- \$158/sq ft	4/23/2026 Notice of Foreclosure Sale
7	 <p>119 Pheasant Ln Seagoville, TX 75159 Off Market / Public Record</p>	Single Family	4/3	2,140	6,185 sqft 2002	- - days	- \$142/sq ft	4/23/2026 Notice of Foreclosure Sale

About RPR

- RPR® is the nation's largest property database, exclusively for REALTORS®. It empowers REALTORS® to help buyers and sellers make informed decisions, backed by a real estate database covering more than 160 million residential and commercial properties in the United States.
- RPR is a wholly owned subsidiary of the National Association of REALTORS® and a member benefit to REALTORS®.
- RPR's data sources range from MLSs and county-level tax and assessment offices, to the U.S. Census and FEMA, to specialty data set providers such as Esri (consumer data), Niche (school information) and Precisely (geographic boundaries).

Learn More

For more information about RPR, please visit RPR's public website: <https://blog.narrpr.com>

