

Deer Park, Texas



The biggest buyer rebates and lowest selling fees in real estate – without sacrificing full-service support, 7 days a week.

ShopProp Licensed CA, WA, HI, AZ, MI, TX, VA, CO

📞 Office (888) 821-0556

✉️ team@shopprop.com

🌐 www.shopprop.com

Shop|Prop

ShopProp Inc.

Deer Park, Texas

Market Trends

Market Trends for Deer Park, Texas

Single Family + Condo/Townhouse/Apt.

May 2026

Market Type

**Seller's
Market**

Balanced
Market

Buyer's
Market

Key Details

<p>Months of Inventory</p> <p>2.97</p> <p>↓ 1.98% MoM</p>	<p>Sold to List Price %</p> <p>98%</p> <p>↓ 0.83% MoM</p>	<p>Median Days in RPR</p> <p>17</p> <p>↑ 13.33% MoM</p>	<p>Median Sold Price</p> <p>\$269,500</p> <p>↓ 1.28% MoM</p>
---	---	---	--

This represents an estimated sale price for this property. It is not the same as the opinion of value in an appraisal developed by a licensed appraiser under the Uniform Standards of Professional Appraisal Practice.



Deer Park, Texas

May 2026 Median Estimated Property Value

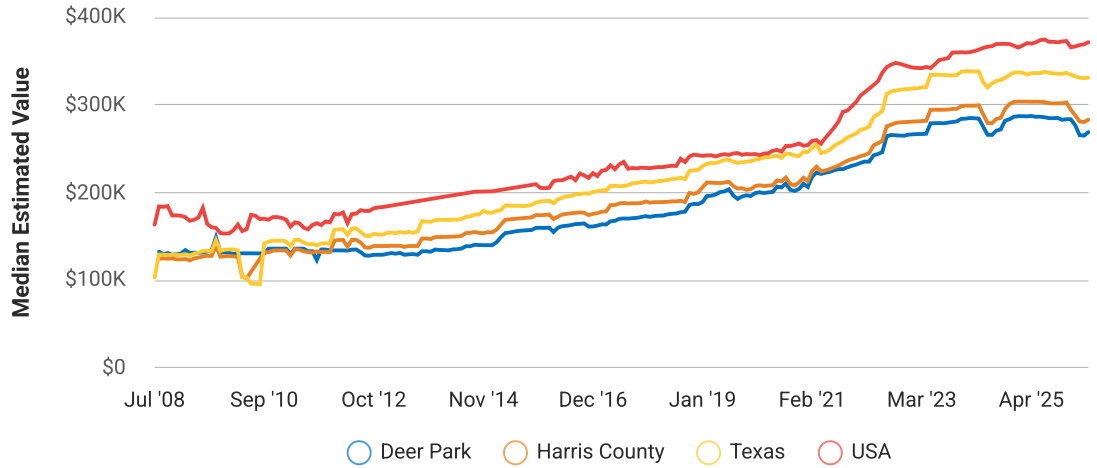
Single Family + Condo/Townhouse/Apt.

This graphic displays property estimates for a market area and a subject property, where one has been selected. Estimated property values are generated by a valuation model and are not formal appraisals.

Source: Public records, and MLS sources where licensed

Update Frequency: Monthly

Median Estimated Value \$268,890	Last Month Change +1.5%	12 Month Change -6.1%
---	--	--



May 2026 Active Listings

Deer Park, Texas

Single Family + Condo/Townhouse/Apt.

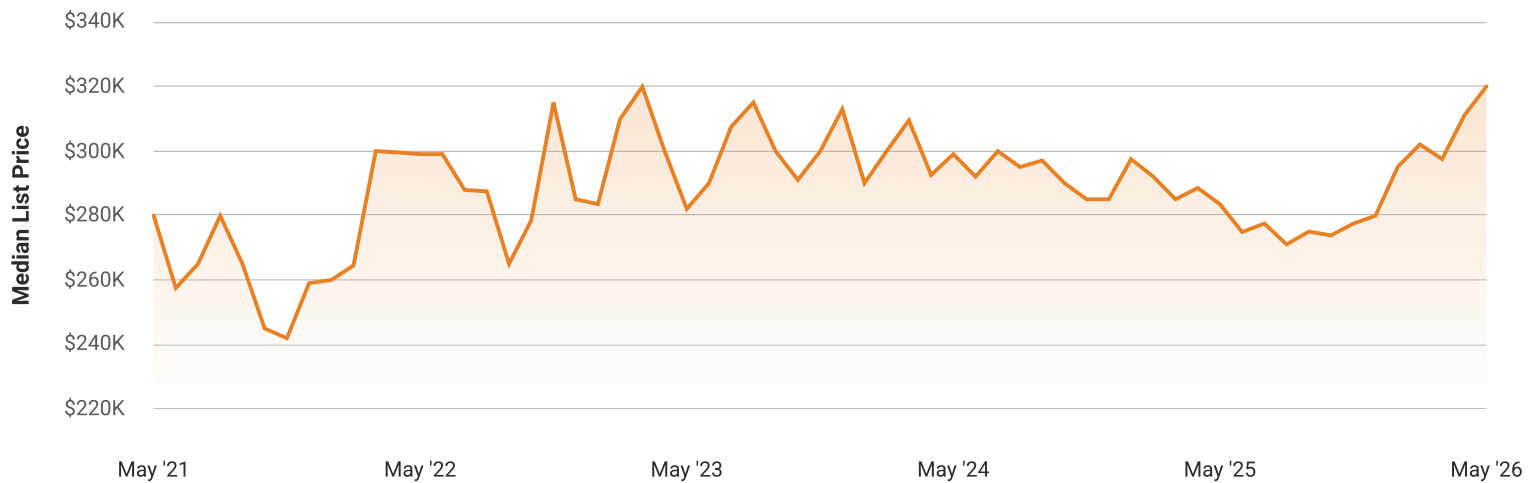
This graphic summarizes key statistics for properties that were in an active status on the last day of each month. RPR uses list date and a derived pending date to determine if the listing was active on the last day of the month. An end-of-month snapshot of active listings helps to understand inventory levels, price points and duration on the market.

Source: Listing sources

Update Frequency: Monthly

Median List Price - \$320,000

↑ 2.9% Month over Month



Deer Park, Texas

May 2026 Sold Listings

Deer Park, Texas

Single Family + Condo/Townhouse/Apt.

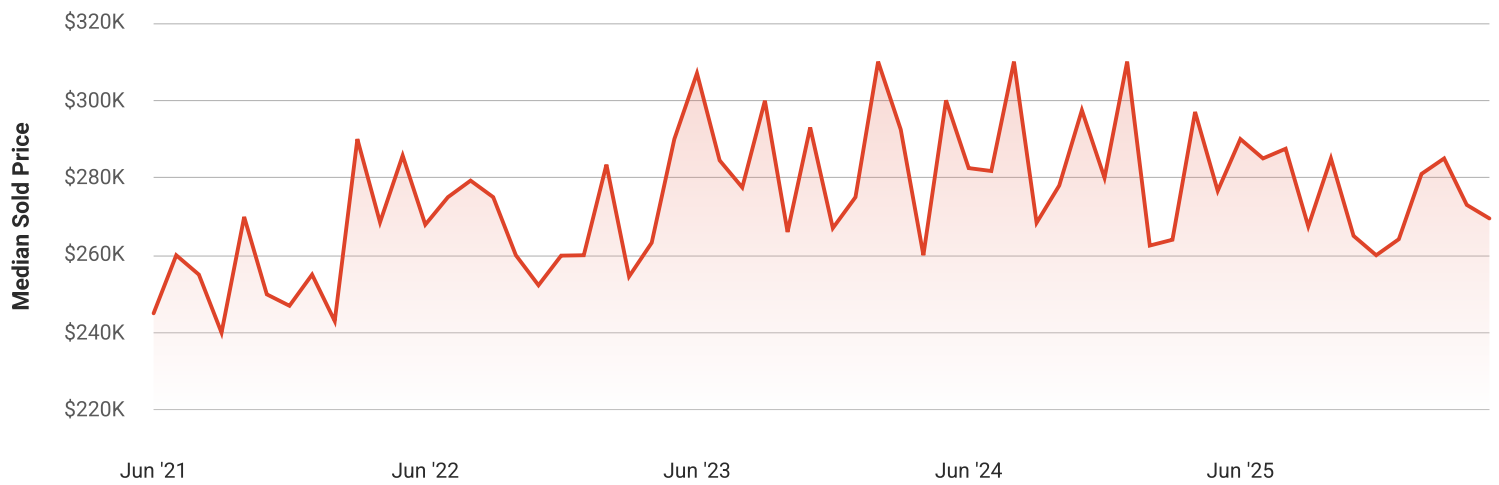
This graphic summarizes key statistics for properties that sold each month. RPR uses a derived sold date to determine when a property moved into a sold status within the given month. These statistics are important for understanding the price points on sold properties as well as the difference between the list price and sold price, which reveals whether buyers are paying over or under the asking price.

Source: Listing sources

Update Frequency: Monthly

Median Sold Price - \$269,500

↓ 1.3% Month over Month



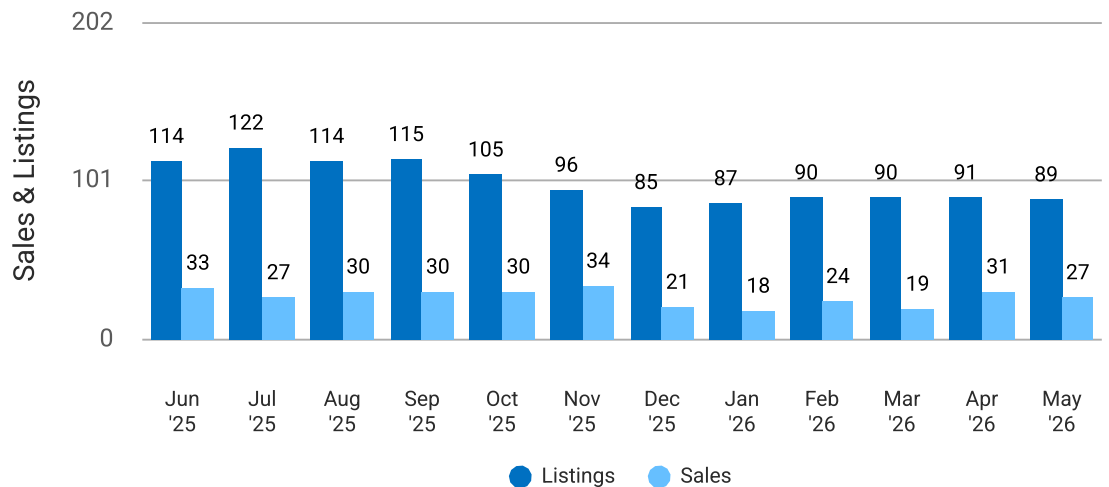
Total Sales and Active Listings in Deer Park, Texas

Single Family + Condo/Townhouse/Apt.

This graph compares the number of sales with the number of active listings in the local market.

Source: MLS data where licensed

Update Frequency: Monthly



Deer Park, Texas

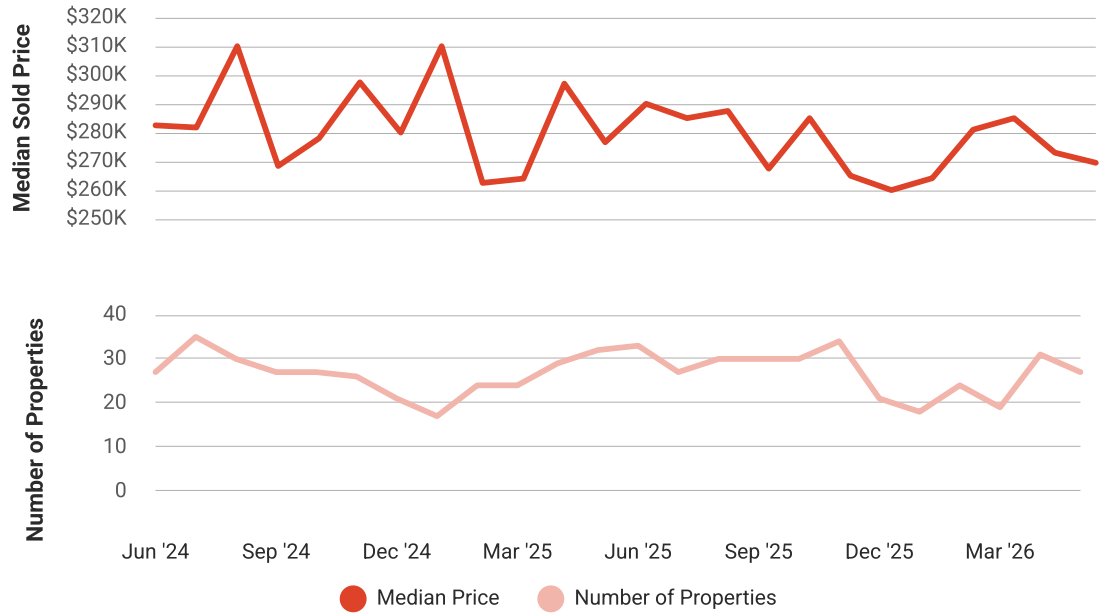
Median Sold Price vs Sold Listings in Deer Park, Texas

Single Family + Condo/Townhouse/Apt.

This chart compares the trend of median sold price and number of sold listings for the given location.

Source: Listing Data

Update Frequency: Monthly



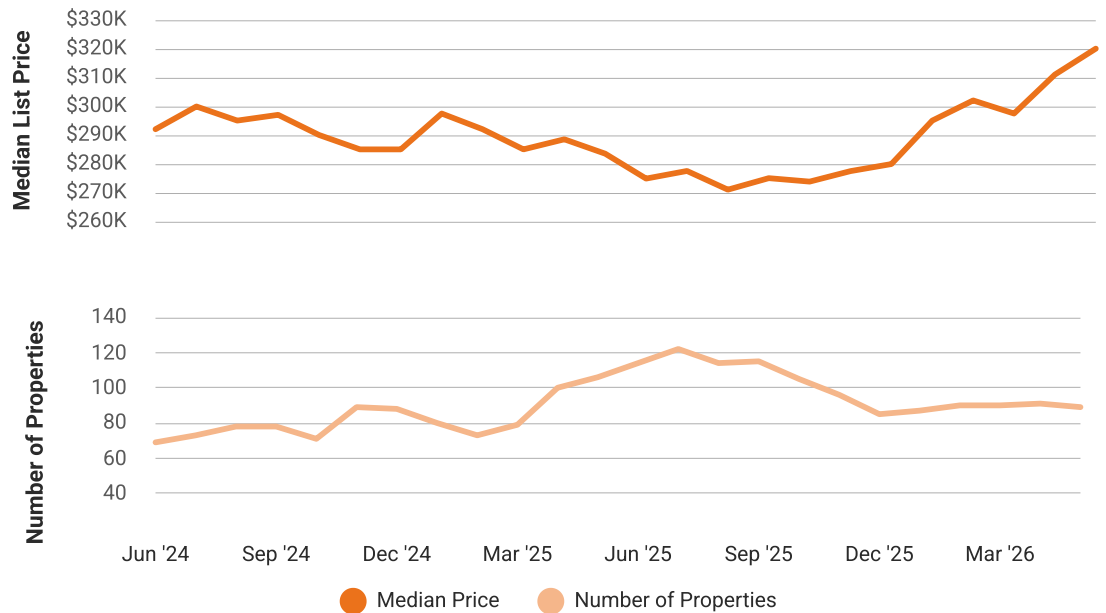
Median List Price vs Active Listings in Deer Park, Texas

Single Family + Condo/Townhouse/Apt.

This chart compares the trend of median list price and number of active properties for the given location.

Source: Listing Data

Update Frequency: Monthly



Market Snapshot

Value and Price Changes

	Current	Last Month	Last 3 Months	Last 12 Months	Last 24 Months	Last 36 Months
Median Est. Property Value Last Updated: 5/31/2026	\$268,890	\$264,820 +1.54%	\$276,640 -2.8%	\$286,330 -6.09%	\$275,170 -2.28%	\$278,930 -3.6%
Median Sold Price Last Updated: 5/31/2026	\$269,500	\$273,000 -1.28%	\$281,000 -4.09%	\$276,625 -2.58%	\$300,000 -10.17%	\$290,000 -7.07%
Median List Price Last Updated: 5/31/2026	\$320,000	\$310,987 +2.9%	\$302,000 +5.96%	\$283,500 +12.87%	\$299,000 +7.02%	\$282,000 +13.48%

About this Data: Because some brokerages may choose not to include their MLS listing content within the RPR platform, the analysis contained in this report may not have been created using all the available listing data within this geographical market. Median estimated property values are generated by a valuation model and are not formal appraisals. Valuations are based on public records and MLS data where licensed. The Metrics displayed here reflect **All Residential Single Family, Condo, Townhouse and Apartment properties** data.

Market Activity

Market Activity Filters

Sort Order: Date

Maximum Properties Per Change Type: 10

Change Types: New Listings, Pending, Closed, Distressed

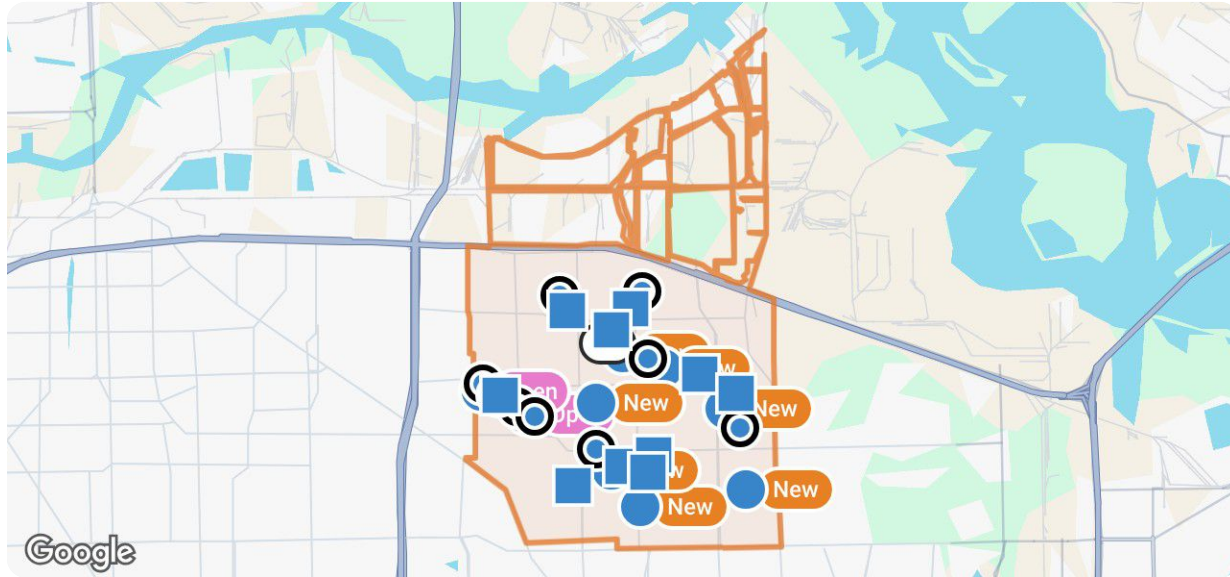
Property Types: Single Family, Condo/Townhouse/Apt

Property Features: Sale Price: Any, Lease Price: Any, Beds: Any, Baths: Any, Living Area: Any, Lot Size (acre): Any, Year Built: Any

Deer Park, Texas

Summary

For Sale Activity in the Last 3 Months



Legend

- For Sale
- For Sale Pending
- Recently Closed

	New	Pending	Closed
Number of Properties	10	10	10
Lowest Listing Price / Est.Value	\$239,000	\$205,000	\$182,000
Median Listing Price / Est.Value	\$339,750	\$332,500	\$292,750
Highest Listing Price / Est.Value	\$556,874	\$561,455	\$369,900
Average Price / sqft	\$156	\$143	\$150
Median Price / sqft	\$148	\$143	\$155
Average Days in RPR	3	34	41
Median Days in RPR	2	22	26
Total Volume	\$3,724,074	\$3,441,255	\$2,703,400
Source	Listings	Listings	Public Records & Listings

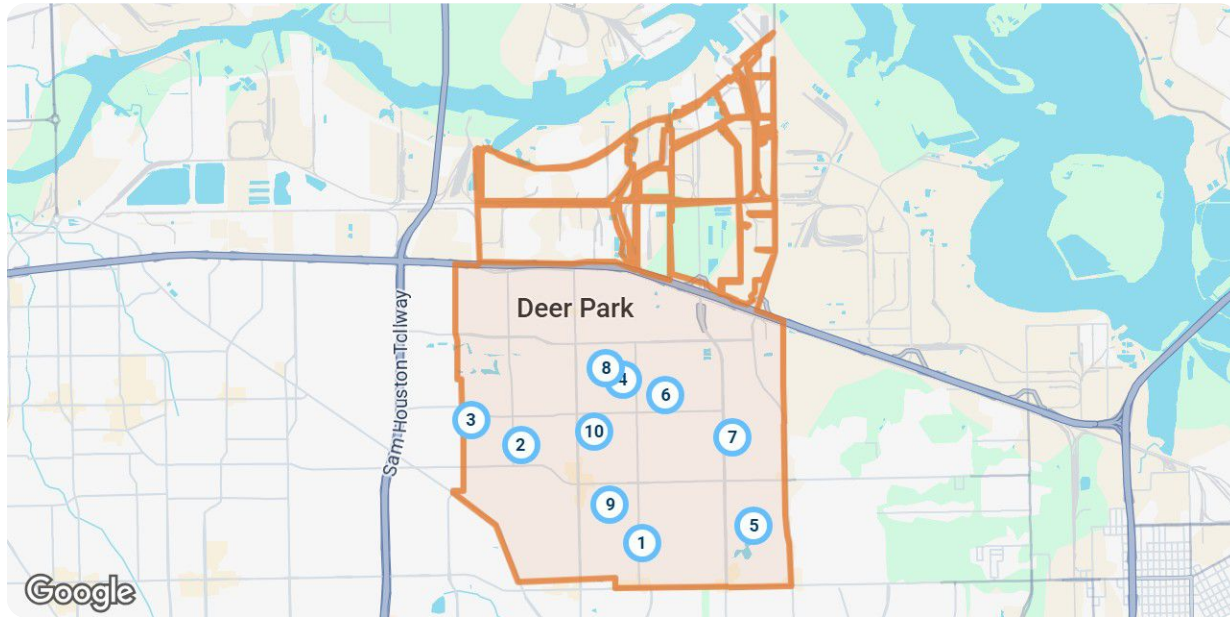


Deer Park, Texas

Market Activity Breakdown

New

Source: Listings



Legend

● Active For Sale

New: 10 properties		Property Type	Beds / Baths	Living Area (sq ft)	Lot Size	Year Built	List Date / Days in RPR	List Price / \$ Per Sq Ft
1	 <p>1110 E Brown Ln Deer Park, TX 77536 MLS ID: 92188507 ● Active / For Sale</p> <p><i>Listing Courtesy of Keller Williams Elite</i></p>	Single Family	3/2	1,603	7,318 sqft	1969	6/5/2026 1 day	\$239,000 \$149/sq ft
2	 <p>2705 Lufkin Ln Deer Park, TX 77536 MLS ID: 90503566 ● Active / For Sale</p> <p><i>Listing Courtesy of Real Broker, LLC</i></p>	Single Family	3/2	1,922	7,370 sqft	1975	6/5/2026 1 day	\$280,000 \$146/sq ft
3	 <p>1917 New Orleans St Deer Park, TX 77536 MLS ID: 19804453 ● Active / For Sale</p> <p><i>Listing Courtesy of Victory Properties, Inc.</i></p>	Single Family	3/2	1,697	7,688 sqft	1975	6/5/2026 1 day	\$249,900 \$147/sq ft
4	 <p>814 E X St Deer Park, TX 77536 MLS ID: 11370521 ● Active / For Sale</p> <p><i>Listing Courtesy of Summit, Realtors</i></p>	Single Family	5/2	2,112	8,189 sqft	1968	6/5/2026 1 day	\$299,900 \$142/sq ft
5	 <p>4314 Juniper Ln Deer Park, TX 77536 MLS ID: 57737625 ● Active / For Sale</p> <p><i>Listing Courtesy of Better Homes and Gardens Real Estate Gary Greene - Bay Area</i></p>	Single Family	5/4	4,213	8,124 sqft	2016	6/4/2026 2 days	\$499,900 \$119/sq ft

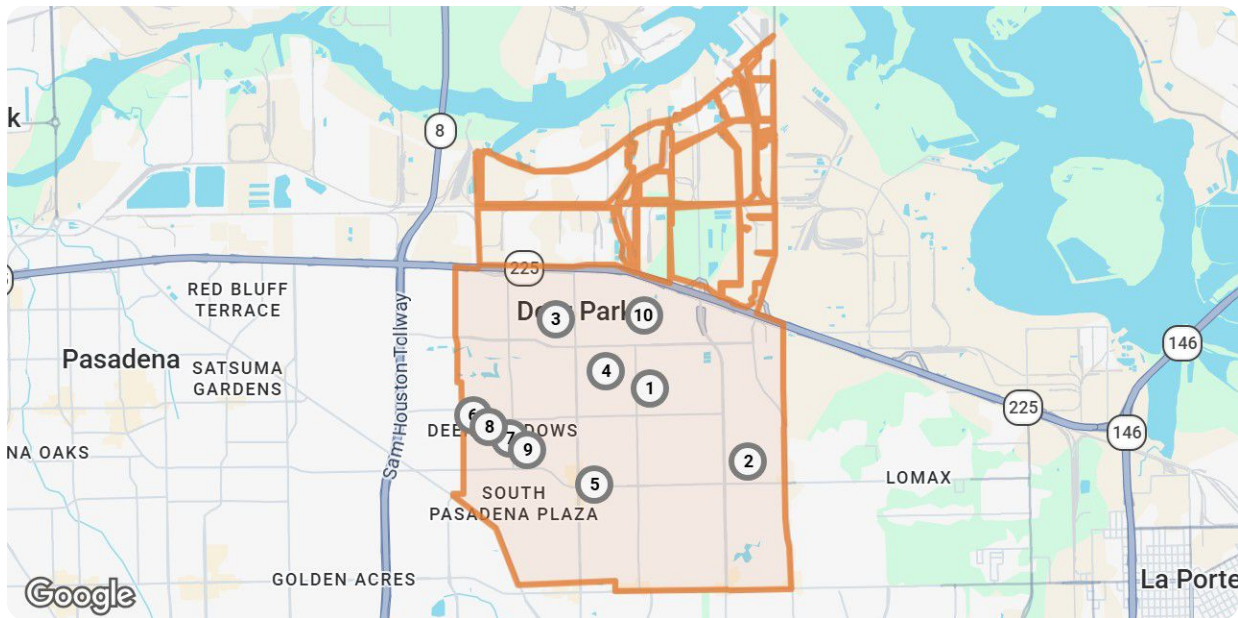


Deer Park, Texas

New: 10 properties		Property Type	Beds / Baths	Living Area (sq ft)	Lot Size	Year Built	List Date / Days in RPR	List Price / \$ Per Sq Ft
6	 <p>2205 W Van Trease Dr Deer Park, TX 77536 MLS ID: 42611745 ● Active / For Sale</p> <p><i>Listing Courtesy of Crestway Properties, LLC</i></p>	Single Family	4/3	2,993	9,953 sqft	1998	6/4/2026 2 days	\$519,900 \$174/sq ft
7	 <p>2802 White Sands Dr Deer Park, TX 77536 MLS ID: 9163428 ● Active / For Sale</p> <p><i>Listing Courtesy of 316 Realty Group</i></p>	Single Family	3/3	2,803	5,750 sqft	2006	6/2/2026 4 days	\$379,600 \$135/sq ft
8	 <p>1825 N Wildflower Dr Deer Park, TX 77536 MLS ID: 96680720 ● Active / For Sale</p> <p><i>Listing Courtesy of K. Hovnanian Homes</i></p>	Single Family	4/4	2,856	8,276 sqft	2026	6/1/2026 5 days	\$556,874 \$195/sq ft
9	 <p>510 Kimswick Ct Deer Park, TX 77536 MLS ID: 19183281 ● Active / For Sale</p> <p><i>Listing Courtesy of JLA Realty</i></p>	Single Family	3/2	1,609	7,235 sqft	1981	5/30/2026 7 days	\$274,000 \$170/sq ft
10	 <p>2620 Dow Cir Deer Park, TX 77536 MLS ID: 74916259 ● Active / For Sale</p> <p><i>Listing Courtesy of Summit, Realtors</i></p>	Single Family	4/3	2,312	0.49 acres	1978	5/29/2026 8 days	\$425,000 \$184/sq ft

Pending



Source: Listings



Legend

● Pending

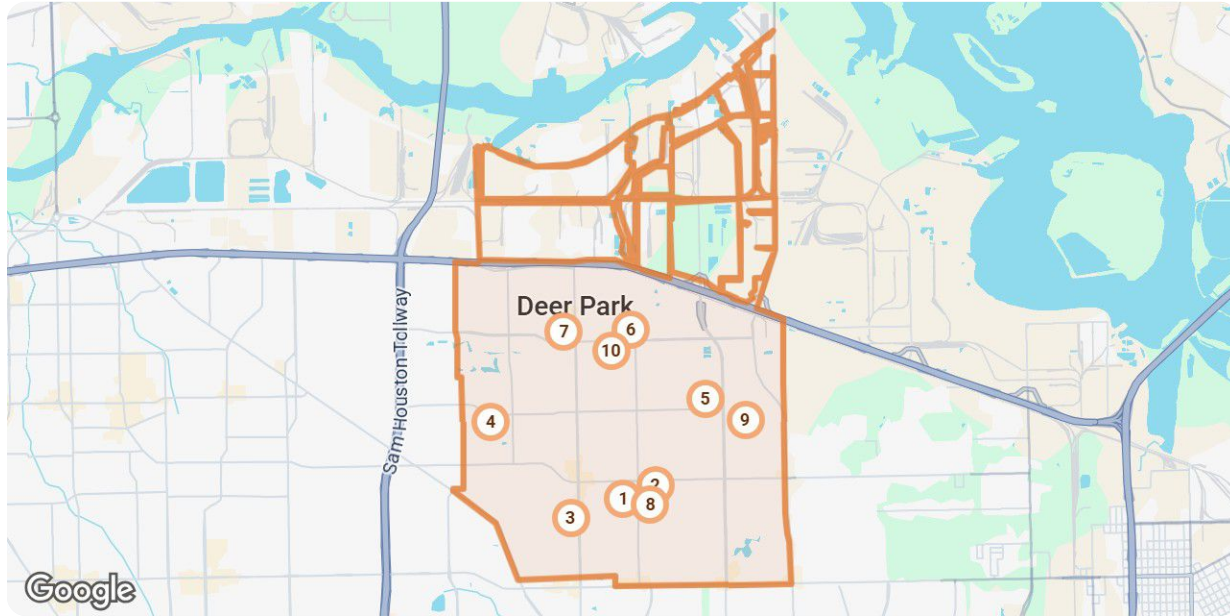


Pending: 10 properties		Property Type	Beds / Baths	Living Area (sq ft)	Lot Size / Year Built	List Date	List Price / \$ Per Sq Ft	Pending Date / Days in RPR
1	 <p>1918 Pawnee Dr Deer Park, TX 77536 MLS ID: 69268495 Pending / For Sale</p> <p><i>Listing Courtesy of UTR TEXAS, REALTORS</i></p>	Single Family	4/4	3,134	8,255 sqft 1990	5/26/2026	\$445,000 \$142/sq ft	6/5/2026 10 days
2	 <p>2601 Augusta Dr Deer Park, TX 77536 MLS ID: 34197083 Pending / For Sale</p> <p><i>Listing Courtesy of Styled Real Estate</i></p>	Single Family	5/4	3,798	7,823 sqft 2004	5/11/2026	\$425,000 \$112/sq ft	6/4/2026 24 days
3	 <p>812 Boston St Deer Park, TX 77536 MLS ID: 33645391 Pending / For Sale</p> <p><i>Listing Courtesy of The Agency Team</i></p>	Single Family	4/3	2,541	7,802 sqft 2020	4/30/2026	\$365,000 \$144/sq ft	6/4/2026 35 days
4	 <p>1826 S Wildflower Dr Deer Park, TX 77536 MLS ID: 42607029 Pending / For Sale</p> <p><i>Listing Courtesy of K. Hovnanian Homes</i></p>	Single Family	5/5	3,707	8,276 sqft 2026	2/11/2026	\$561,455 \$151/sq ft	6/4/2026 113 days
5	 <p>3457 Ash Ln Deer Park, TX 77536 MLS ID: 17087954 Pending / For Sale</p> <p><i>Listing Courtesy of Realty Of America, LLC</i></p>	Single Family	3/2	1,197	6,299 sqft 1967	5/15/2026	\$219,900 \$184/sq ft	6/3/2026 19 days
6	 <p>2322 Wake Forest Dr Deer Park, TX 77536 MLS ID: 39082840 Pending / For Sale</p> <p><i>Listing Courtesy of Summit, Realtors</i></p>	Single Family	3/2	1,728	7,802 sqft 1979	5/20/2026	\$275,000 \$159/sq ft	6/3/2026 14 days
7	 <p>1305 Mcdonald St Deer Park, TX 77536 MLS ID: 12596758 Pending / For Sale</p> <p><i>Listing Courtesy of RE/MAX The Woodlands & Spring</i></p>	Single Family	4/3	2,454	8,775 sqft 1972	5/8/2026	\$330,000 \$134/sq ft	6/2/2026 25 days
8	 <p>1617 Tulsa St Deer Park, TX 77536 MLS ID: 90988386 Pending / For Sale</p> <p><i>Listing Courtesy of Victory Properties, Inc.</i></p>	Single Family	4/3	2,690	8,377 sqft 1972	5/29/2026	\$335,000 \$125/sq ft	6/2/2026 4 days
9	 <p>2710 Tyler Ln Deer Park, TX 77536 MLS ID: 35090964 Pending / For Sale</p> <p><i>Listing Courtesy of Victory Properties, Inc.</i></p>	Single Family	4/2	2,182	7,370 sqft 1976	3/12/2026	\$279,900 \$128/sq ft	6/2/2026 82 days
10	 <p>814 Alyse St Deer Park, TX 77536 MLS ID: 48891821 Pending / For Sale</p> <p><i>Listing Courtesy of eXp Realty LLC</i></p>	Single Family	3/2	1,325	6,930 sqft 1961	5/14/2026	\$205,000 \$155/sq ft	5/29/2026 15 days

Deer Park, Texas

Closed

Source: Public Records and Listings



Legend

● Closed

Closed: 10 properties		Property Type	Beds / Baths	Living Area (sq ft)	Lot Size / Year Built	Closed Date / Days in RPR	Closed Price / \$ Per Sq Ft	List to Sold Price %
1	 <p>3817 Downing Cir Deer Park, TX 77536 MLS ID: 42646713 Closed / For Sale <i>Courtesy of Opendoor Brokerage, LLC</i></p>	Single Family	4/3	2,281	9,313 sqft / 1980	6/5/2026 / 51 days	\$340,000 / \$149/sq ft	-
2	 <p>3609 Elizabeth St Deer Park, TX 77536 MLS ID: 73527001 Closed / For Sale <i>Courtesy of JLA Realty</i></p>	Single Family	3/2	1,640	7,706 sqft / 1977	6/4/2026 / 39 days	\$190,000 / \$116/sq ft	↓ 24%
3	 <p>2806 Spa Dr Deer Park, TX 77536 MLS ID: 82487895 Closed / For Sale <i>Courtesy of Riverbend Realty Group, LLC</i></p>	Single Family	3/2	1,614	7,318 sqft / 1967	6/2/2026 / 12 days	\$182,000 / \$113/sq ft	↓ 4.21%
4	 <p>1613 Tulsa St Deer Park, TX 77536 MLS ID: 34700185 Closed / For Sale <i>Courtesy of Victory Properties, Inc.</i></p>	Single Family	3/2	1,736	7,749 sqft / 1972	6/2/2026 / 5 days	\$283,500 / \$163/sq ft	↑ 3.13%
5	 <p>2205 Zavalla Dr Deer Park, TX 77536 MLS ID: 81289268 Closed / For Sale <i>Courtesy of Chodrow Realty Advisors</i></p>	Single Family	3/2	1,751	6,521 sqft / 2007	6/2/2026 / 13 days	\$302,000 / \$172/sq ft	↓ 2.27%



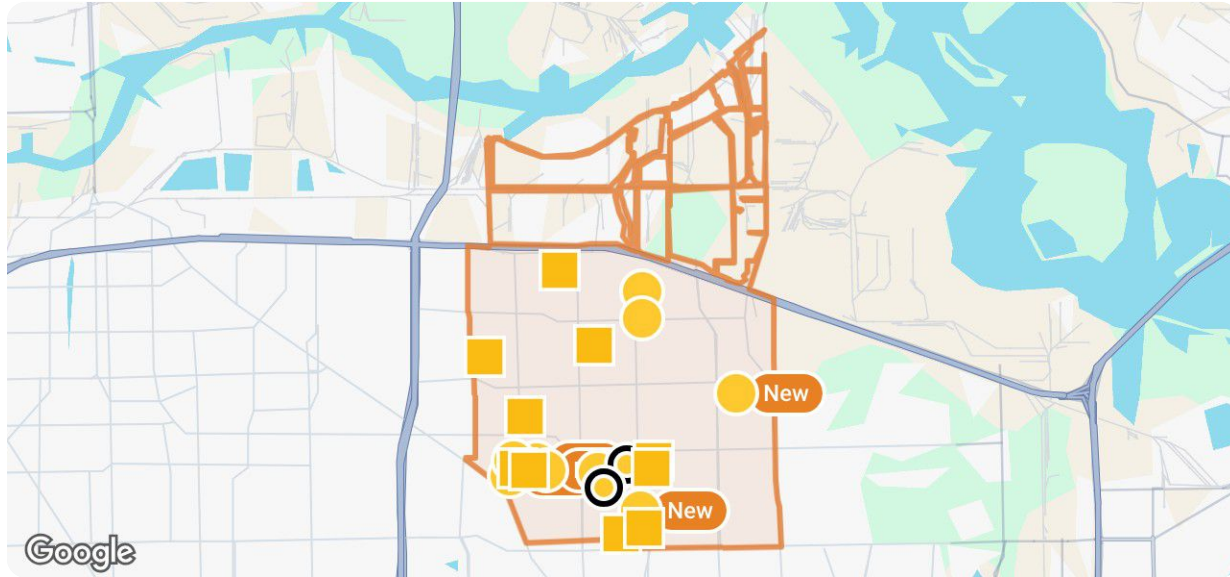
Deer Park, Texas

Closed: 10 properties		Property Type	Beds / Baths	Living Area (sq ft)	Lot Size / Year Built	Closed Date / Days in RPR	Closed Price / \$ Per Sq Ft	List to Sold Price %
	1014 Grace St Deer Park, TX 77536 MLS ID: 28247968 Closed / For Sale <i>Courtesy of RE/MAX Space Center</i>	Single Family	3/2	1,620	8,690 sqft 1968	6/1/2026 13 days	\$310,000 \$191/sq ft	-
	1202 Dutch St Deer Park, TX 77536 MLS ID: 94047439 Closed / For Sale <i>Courtesy of Levitate Real Estate</i>	Single Family	3/1	1,200	5,001 sqft 1960	5/29/2026 111 days	\$193,000 \$161/sq ft	↓ 3.02%
	1221 Kitty St Deer Park, TX 77536 MLS ID: 78695348 Closed / For Sale <i>Courtesy of NextHome Centurion Realty</i>	Single Family	3/2	1,375	7,074 sqft 1972	5/29/2026 115 days	\$185,000 \$135/sq ft	↓ 13.95%
	2605 Los Alamos Cir Deer Park, TX 77536 MLS ID: 55341884 Closed / For Sale <i>Courtesy of Summit, Realtors</i>	Single Family	4/3	2,758	5,998 sqft 2008	5/29/2026 10 days	\$348,000 \$126/sq ft	↓ 0.54%
	1318 Meadow Lark St Deer Park, TX 77536 MLS ID: 5718793 Closed / For Sale <i>Courtesy of ST Realty</i>	Single Family	4/3	2,078	0.44 acres 1958	5/29/2026 43 days	\$369,900 \$178/sq ft	-

Deer Park, Texas

Summary

For Lease Activity in the Last 3 Months



Legend

- For Lease
- For Lease Pending
- Recently Leased

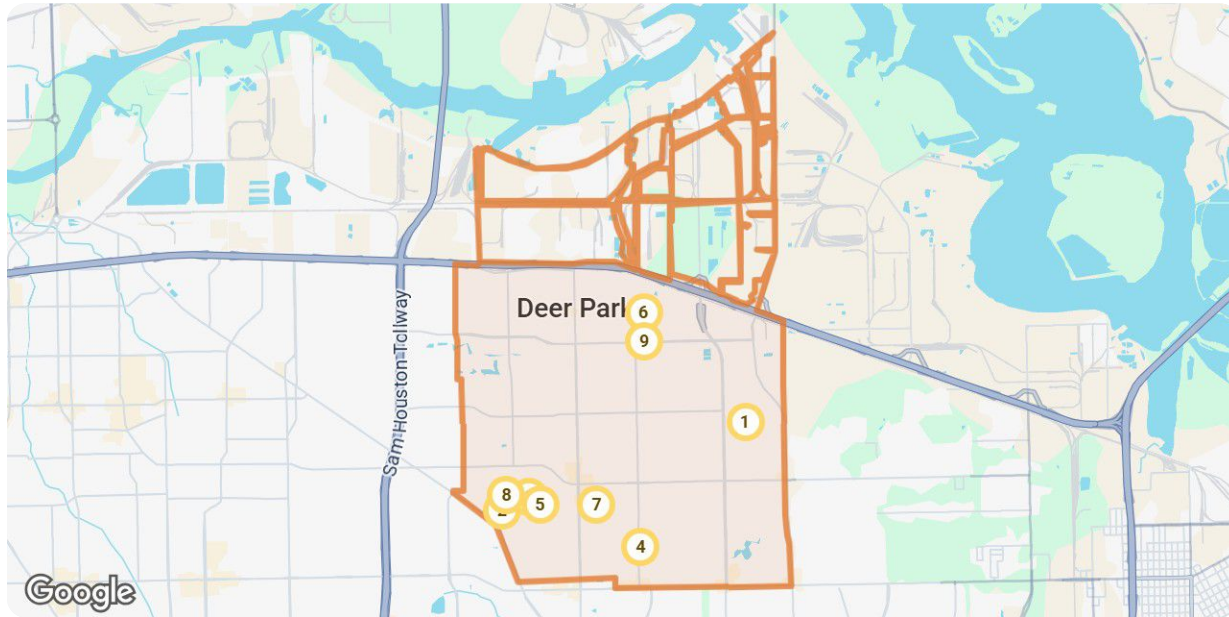
	New	Pending	Closed
Number of Properties	9	2	10
Lowest Listing Price / Est.Value	\$1,595	\$1,900	\$1,700
Median Listing Price / Est.Value	\$1,975	\$2,075	\$2,000
Highest Listing Price / Est.Value	\$3,195	\$2,250	\$2,600
Average Price / sqft	\$1	\$1	\$1
Median Price / sqft	\$1	\$1	\$1
Average Days in RPR	26	19	31
Median Days in RPR	23	19	21
Total Volume	\$18,990	\$4,150	\$20,395
Source	Listings	Listings	Public Records & Listings



Market Activity Breakdown

New

Source: Listings



Legend

● Active For Lease

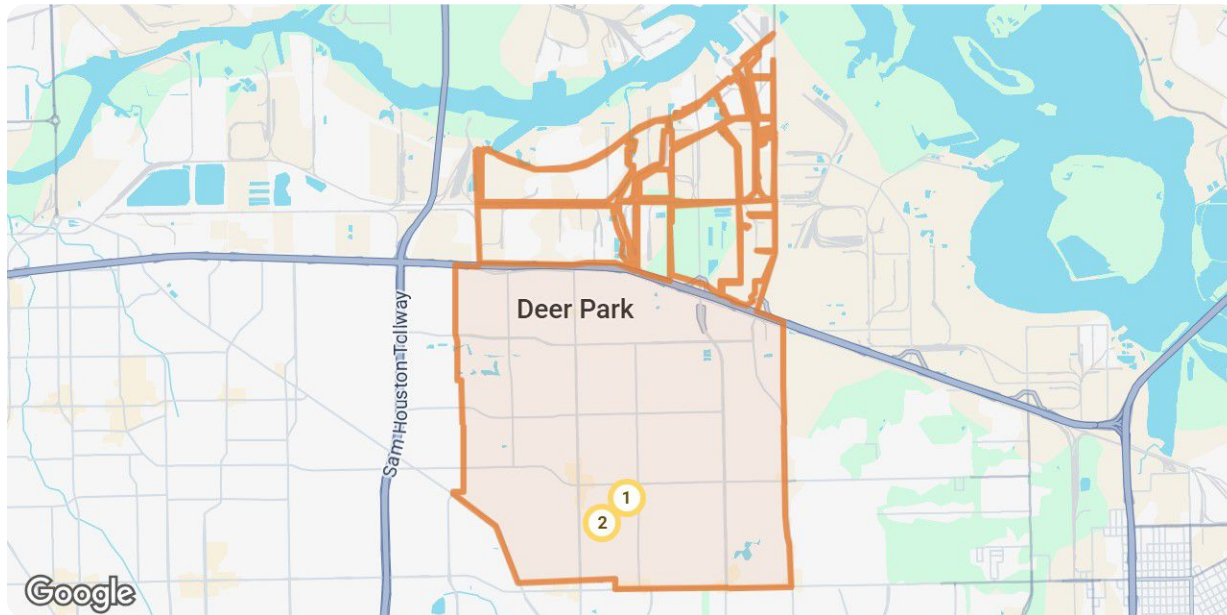
New: 9 properties		Property Type	Beds / Baths	Living Area (sq ft)	Lot Size	Year Built	List Date / Days in RPR	List Price / \$ Per Sq Ft
1	 <p>2605 Los Alamos Cir Deer Park, TX 77536 MLS ID: 63569498 ● Active / For Lease</p> <p><i>Courtesy of VIP Properties Jeree C Rogers</i></p>	Single Family	4/3	2,758	5,998 sqft	2008	6/5/2026 1 day	\$3,195 mo. \$1/sq ft
2	 <p>2110 Pickerton Dr Deer Park, TX 77536 MLS ID: 16008001 ● Active / For Lease</p> <p><i>Courtesy of Evan S. Howell, Inc.</i></p>	Single Family	3/1	1,448	7,213 sqft	1954	6/4/2026 2 days	\$1,595 mo. \$1/sq ft
3	 <p>2409 Estate Dr Deer Park, TX 77536 MLS ID: 27823552 ● Active / For Lease</p> <p><i>Courtesy of Landlords of Texas, LLC</i></p>	Single Family	4/2	1,839	7,021 sqft	1957	5/29/2026 8 days	\$2,100 mo. \$1/sq ft
4	 <p>1105 E Brown Ln Deer Park, TX 77536 MLS ID: 46106807 ● Active / For Lease</p> <p><i>Courtesy of LPT Realty, LLC</i></p>	Single Family	4/2	1,505	7,318 sqft	1967	5/21/2026 16 days	\$1,925 mo. \$1/sq ft
5	 <p>2502 Kingsdale Dr Deer Park, TX 77536 MLS ID: 23074721 ● Active / For Lease</p> <p><i>Courtesy of One2Three Realty</i></p>	Single Family	4/1	1,300	7,021 sqft	1955	5/14/2026 23 days	\$1,800 mo. \$1/sq ft

Deer Park, Texas

New: 9 properties		Property Type	Beds / Baths	Living Area (sq ft)	Lot Size	Year Built	List Date / Days in RPR	List Price / \$ Per Sq Ft
	 814 Alyse St Deer Park, TX 77536 MLS ID: 77416879 ● Active / For Lease <i>Courtesy of eXp Realty LLC</i>	Single Family	3/2	1,325	6,930 sqft	1961	5/5/2026 32 days	\$1,975 mo. \$1/sq ft
	 214 Kimswick Ct Deer Park, TX 77536 MLS ID: 26525728 ● Active / For Lease <i>Courtesy of Keystone Realty Group</i>	Single Family	3/2	1,686	7,775 sqft	1980	5/1/2026 36 days	\$2,100 mo. \$1/sq ft
	 2126 Hillshire Dr Deer Park, TX 77536 MLS ID: 59662564 ● Active / For Lease <i>Courtesy of Balboa Realty</i>	Single Family	3/1	1,270	7,021 sqft	1950	4/18/2026 49 days	\$1,700 mo. \$1/sq ft
	 1124 E 13th St Deer Park, TX 77536 MLS ID: 53983547 ● Active / For Lease <i>Courtesy of 5th Stream Realty</i>	Single Family	4/2	1,730	6,847 sqft	1970	4/3/2026 64 days	\$2,600 mo. \$2/sq ft

Pending

Source: Listings



Legend

● Active For Lease

Pending: 2 properties		Property Type	Beds / Baths	Living Area (sq ft)	Lot Size / Year Built	List Date	List Price / \$ Per Sq Ft	Pending Date / Days in RPR
	 3810 Downing Cir Deer Park, TX 77536 MLS ID: 80479112 ● Pending / For Lease <i>Courtesy of Chandler, REALTORS</i>	Single Family	4/2	1,865	7,370 sqft 1979	5/23/2026	\$2,250 mo. \$1/sq ft	6/5/2026 13 days



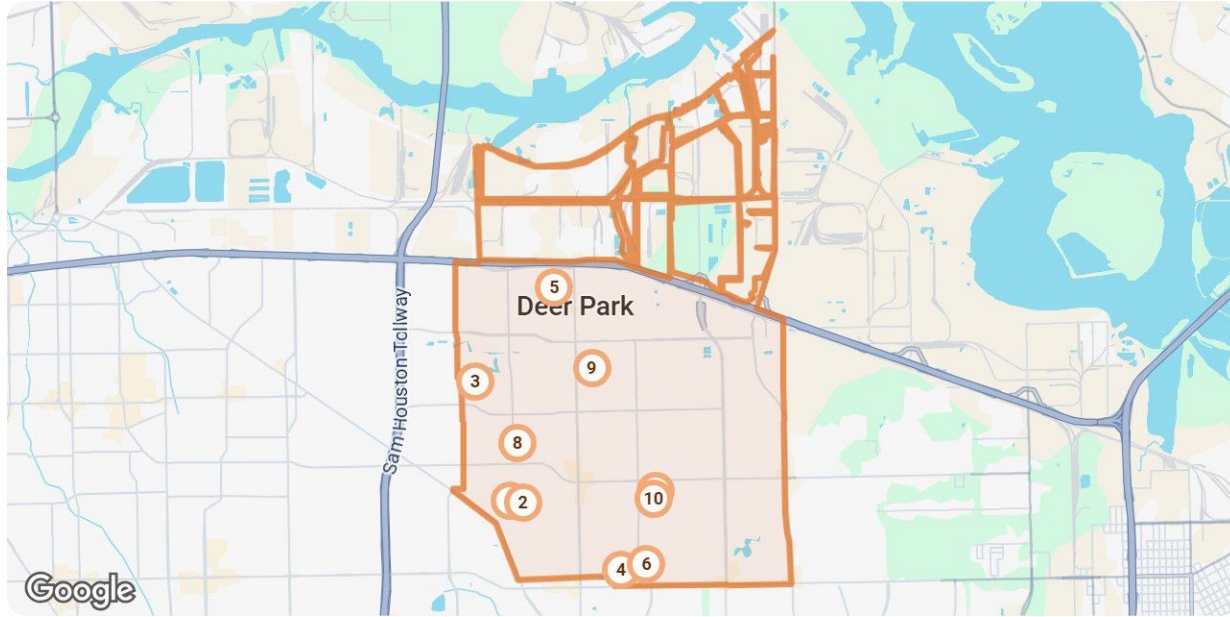
Pending: 2 properties		Property Type	Beds / Baths	Living Area (sq ft)	Lot Size / Year Built	List Date	List Price / \$ Per Sq Ft	Pending Date / Days in RPR
-----------------------	--	---------------	--------------	---------------------	-----------------------	-----------	---------------------------	----------------------------

2		4218 Ember Ln Deer Park, TX 77536 MLS ID: 25565776		Single Family	3/2	1,682	7,740 sqft 1960	4/10/2026	\$1,900 mo. \$1/sq ft	5/4/2026 24 days
		Pending / For Lease								

Courtesy of Victory Properties, Inc.

Closed

Source: Public Records and Listings



Closed: 10 properties		Property Type	Beds / Baths	Living Area (sq ft)	Lot Size / Year Built	Closed Date / Days in RPR	Closed Price / \$ Per Sq Ft	List to Sold Price %
-----------------------	--	---------------	--------------	---------------------	-----------------------	---------------------------	-----------------------------	----------------------

1		2205 Kingsdale Dr Deer Park, TX 77536 MLS ID: 49876135		Single Family	3/1	1,186	7,021 sqft 1953	6/5/2026 27 days	- \$1/sq ft	-
		Closed / For Lease								

Courtesy of Central Metro Realty

2		2318 Kingsdale Dr Deer Park, TX 77536 MLS ID: 60821983		Single Family	4/2	1,286	7,021 sqft 1954	5/30/2026 32 days	- \$2/sq ft	-
		Closed / For Lease								







Courtesy of One2Three Realty

3		1902 Whitebriar Dr Deer Park, TX 77536 MLS ID: 83867831		Single Family	3/3	1,786	7,670 sqft 1982	5/27/2026 138 days	- \$1/sq ft	-
		Closed / For Lease								

Courtesy of UTR TEXAS, REALTORS

4		722 E Princeton Ln Deer Park, TX 77536 MLS ID: 68618863		Single Family	4/2	1,697	7,562 sqft 1964	5/25/2026 23 days	- \$1/sq ft	-
		Closed / For Lease								

Courtesy of PGR Property Management

Closed: 10 properties		Property Type	Beds / Baths	Living Area (sq ft)	Lot Size / Year Built	Closed Date / Days in RPR	Closed Price / \$ Per Sq Ft	List to Sold Price %
5	 <p>226 W 4th St Deer Park, TX 77536 MLS ID: 46179394 Closed / For Lease</p> <p><i>Courtesy of Alliance Realty Properties</i></p>	Single Family	4/2	1,221	6,120 sqft 1955	5/1/2026 9 days	- \$2/sq ft	-
6	 <p>1126 E Dartmouth Ln Deer Park, TX 77536 MLS ID: 92333968 Closed / For Lease</p> <p><i>Courtesy of J.L. Wyatt Properties</i></p>	Single Family	3/2	1,353	7,200 sqft 1968	5/1/2026 18 days	- \$1/sq ft	-
7	 <p>3709 Elizabeth St Deer Park, TX 77536 MLS ID: 29976105 Closed / For Lease</p> <p><i>Courtesy of Keller Williams Signature</i></p>	Single Family	3/2	1,550	8,102 sqft 1977	5/1/2026 8 days	- \$1/sq ft	-
8	 <p>2706 Lufkin Ln Deer Park, TX 77536 MLS ID: 6231980 Closed / For Lease</p> <p><i>Courtesy of Victory Properties, Inc.</i></p>	Single Family	3/2	1,932	7,370 sqft 1975	5/1/2026 19 days	- \$1/sq ft	-
9	 <p>1710 Park Ave Deer Park, TX 77536 MLS ID: 30359418 Closed / For Lease</p> <p><i>Courtesy of Victory Properties, Inc.</i></p>	Single Family	3/2	1,158	6,599 sqft 1969	5/1/2026 4 days	- \$2/sq ft	-
10	 <p>1309 Velma St Deer Park, TX 77536 MLS ID: 34005362 Closed / For Lease</p> <p><i>Courtesy of MacFarlane Realty</i></p>	Single Family	4/3	2,939	7,771 sqft 1974	5/1/2026 35 days	- \$1/sq ft	-

Deer Park, Texas

About RPR

- RPR® is the nation's largest property database, exclusively for REALTORS®. It empowers REALTORS® to help buyers and sellers make informed decisions, backed by a real estate database covering more than 160 million residential and commercial properties in the United States.
- RPR is a wholly owned subsidiary of the National Association of REALTORS® and a member benefit to REALTORS®.
- RPR's data sources range from MLSs and county-level tax and assessment offices, to the U.S. Census and FEMA, to specialty data set providers such as Esri (consumer data), Niche (school information) and Precisely (geographic boundaries).

Learn More

For more information about RPR, please visit RPR's public website: <https://blog.narrpr.com>

