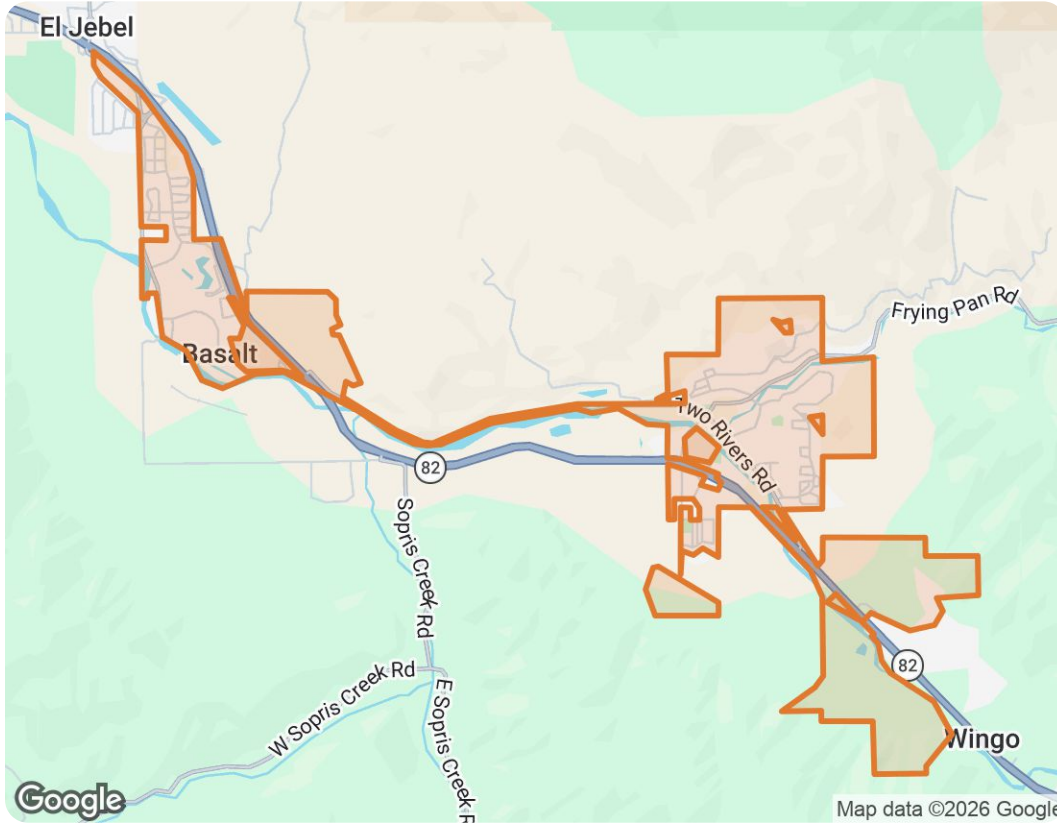


### Basalt, Colorado



*The biggest buyer rebates and lowest selling fees in real estate – without sacrificing full-service support, 7 days a week.*

ShopProp Licensed CA, WA, HI, AZ, MI, TX, VA, CO

📞 Office (888) 821-0556

✉️ [team@shopprop.com](mailto:team@shopprop.com)

🌐 [www.shopprop.com](http://www.shopprop.com)



ShopProp Inc.

# Basalt, Colorado

## Market Trends

### Market Trends for Basalt, Colorado

Single Family + Condo/Townhouse/Apt.

#### May 2026

#### Market Type

Seller's  
Market

Balanced  
Market

Buyer's  
Market

#### Key Details

<p>Months of Inventory</p> <p><b>7</b></p> <p>↓ 1.41% MoM</p>	<p>Sold to List Price %</p> <p><b>96.8%</b></p> <p>↑ 2.39% MoM</p>	<p>Median Days in RPR</p> <p><b>29</b></p> <p>↑ 20.83% MoM</p>	<p>Median Sold Price</p> <p><b>\$780,000</b></p> <p>↓ 43.01% MoM</p>
---	--	--	--

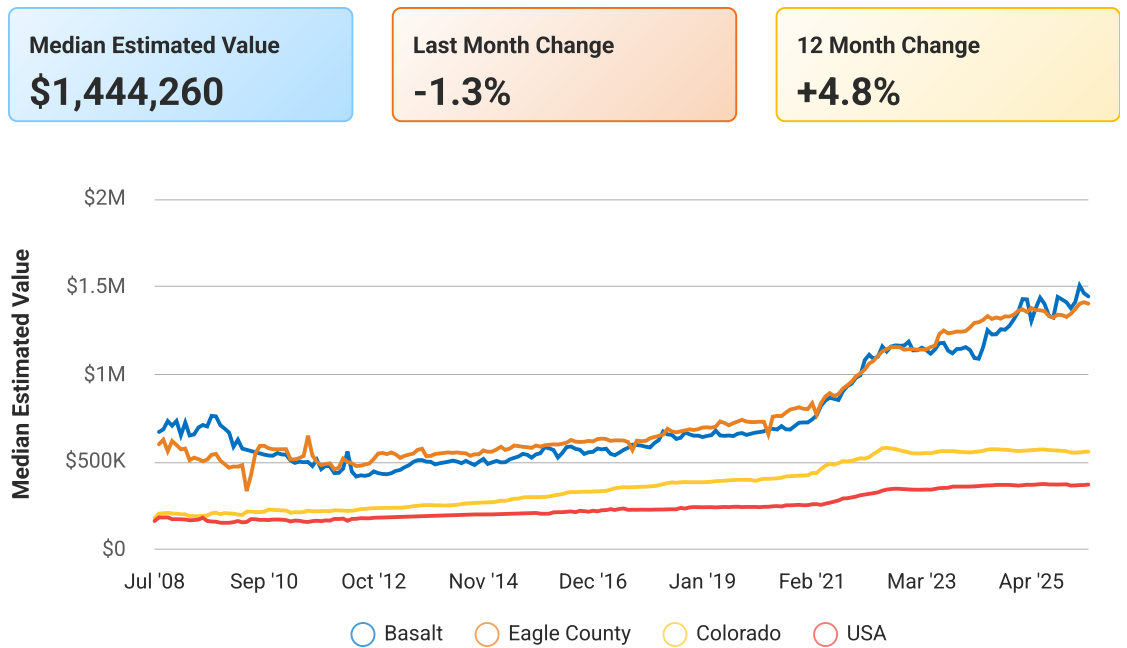
### May 2026 Median Estimated Property Value

Single Family + Condo/Townhouse/Apt.

This graphic displays property estimates for a market area and a subject property, where one has been selected. Estimated property values are generated by a valuation model and are not formal appraisals.

Source: Public records, and MLS sources where licensed

Update Frequency: Monthly



# Basalt, Colorado

## May 2026 Active Listings

### Basalt, Colorado

Single Family + Condo/Townhouse/Apt.

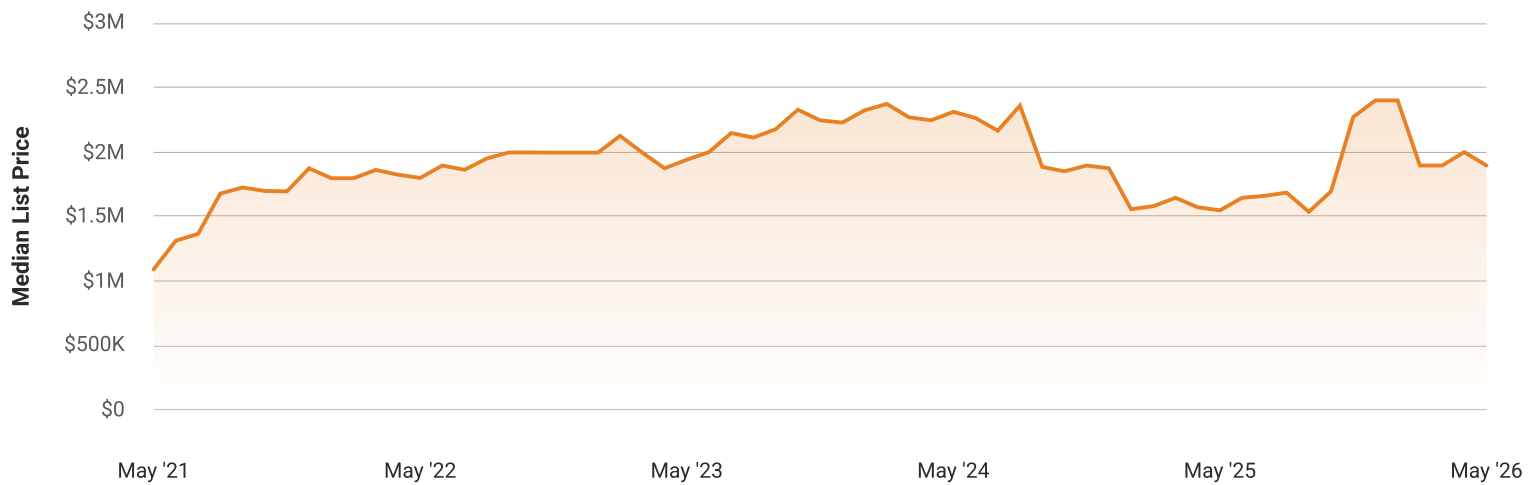
This graphic summarizes key statistics for properties that were in an active status on the last day of each month. RPR uses list date and a derived pending date to determine if the listing was active on the last day of the month. An end-of-month snapshot of active listings helps to understand inventory levels, price points and duration on the market.

Source: Listing sources

Update Frequency: Monthly

**Median List Price - \$1,895,000**

↓ 5.2% Month over Month



# Basalt, Colorado

## May 2026 Sold Listings

### Basalt, Colorado

Single Family + Condo/Townhouse/Apt.

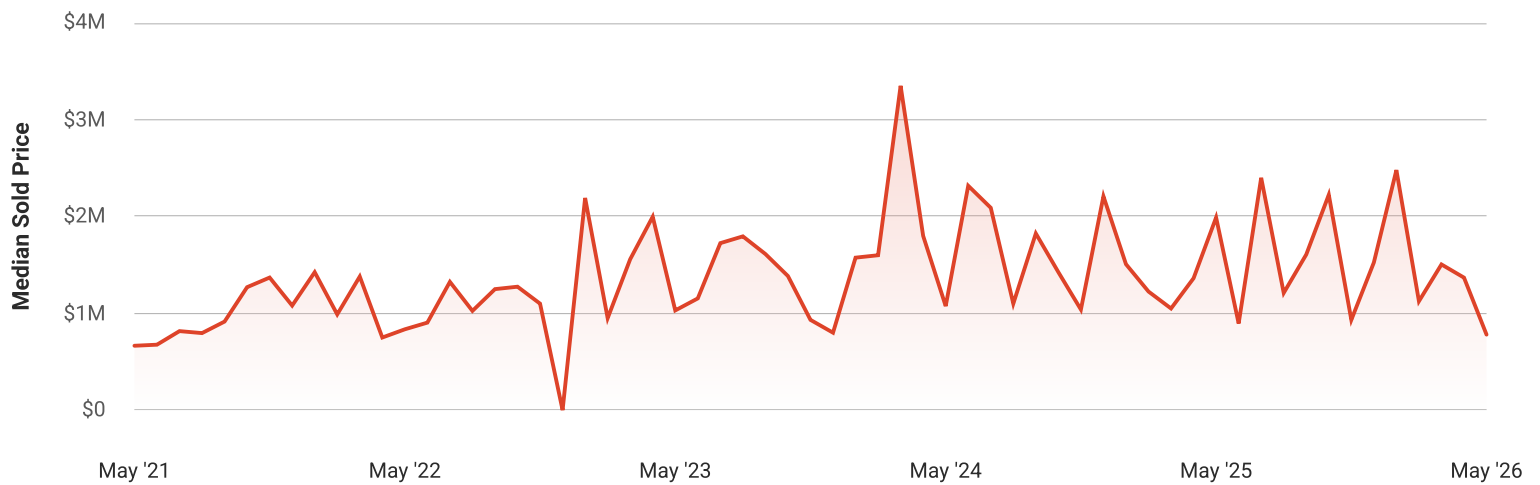
This graphic summarizes key statistics for properties that sold each month. RPR uses a derived sold date to determine when a property moved into a sold status within the given month. These statistics are important for understanding the price points on sold properties as well as the difference between the list price and sold price, which reveals whether buyers are paying over or under the asking price.

Source: Listing sources

Update Frequency: Monthly

**Median Sold Price - \$780,000**

↓ 43% Month over Month



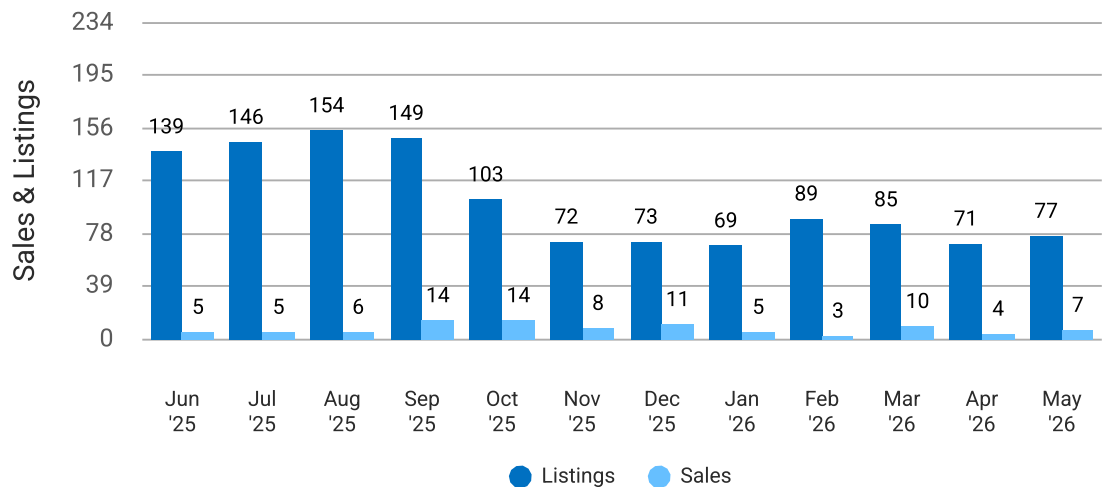
## Total Sales and Active Listings in Basalt, Colorado

Single Family + Condo/Townhouse/Apt.

This graph compares the number of sales with the number of active listings in the local market.

Source: MLS data where licensed

Update Frequency: Monthly



# Basalt, Colorado

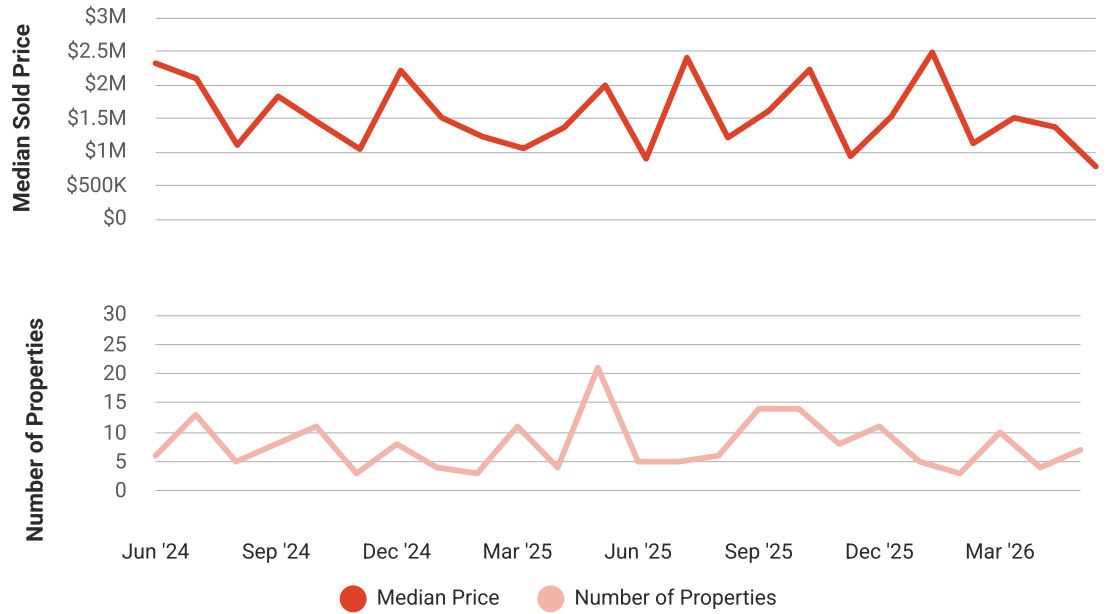
## Median Sold Price vs Sold Listings in Basalt, Colorado

Single Family + Condo/Townhouse/Apt.

This chart compares the trend of median sold price and number of sold listings for the given location.

Source: Listing Data

Update Frequency: Monthly



## Median List Price vs Active Listings in Basalt, Colorado

Single Family + Condo/Townhouse/Apt.

This chart compares the trend of median list price and number of active properties for the given location.

Source: Listing Data

Update Frequency: Monthly



# Basalt, Colorado

## Market Snapshot

### Value and Price Changes

	Current	Last Month	Last 3 Months	Last 12 Months	Last 24 Months	Last 36 Months
<b>Median Est. Property Value</b> Last Updated: 5/31/2026	\$1,444,260	\$1,462,560 -1.25%	\$1,411,620 +2.31%	\$1,377,650 +4.84%	\$1,155,400 +25%	\$1,117,690 +29.22%
<b>Median Sold Price</b> Last Updated: 5/31/2026	\$780,000	\$1,368,750 -43.01%	\$1,125,000 -30.67%	\$1,990,000 -60.8%	\$1,074,679 -27.42%	\$1,030,000 -24.27%
<b>Median List Price</b> Last Updated: 5/31/2026	\$1,895,000	\$1,999,000 -5.2%	\$1,895,000 0%	\$1,548,000 +22.42%	\$2,311,173 -18.01%	\$1,940,000 -2.32%

**About this Data:** Because some brokerages may choose not to include their MLS listing content within the RPR platform, the analysis contained in this report may not have been created using all the available listing data within this geographical market. Median estimated property values are generated by a valuation model and are not formal appraisals. Valuations are based on public records and MLS data where licensed. The Metrics displayed here reflect **All Residential Single Family, Condo, Townhouse and Apartment properties** data.

## Market Activity

### Market Activity Filters

Sort Order: Date

Maximum Properties Per Change Type: 10

Change Types: New Listings, Pending, Closed, Distressed

Property Types: Single Family, Condo/Townhouse/Apt

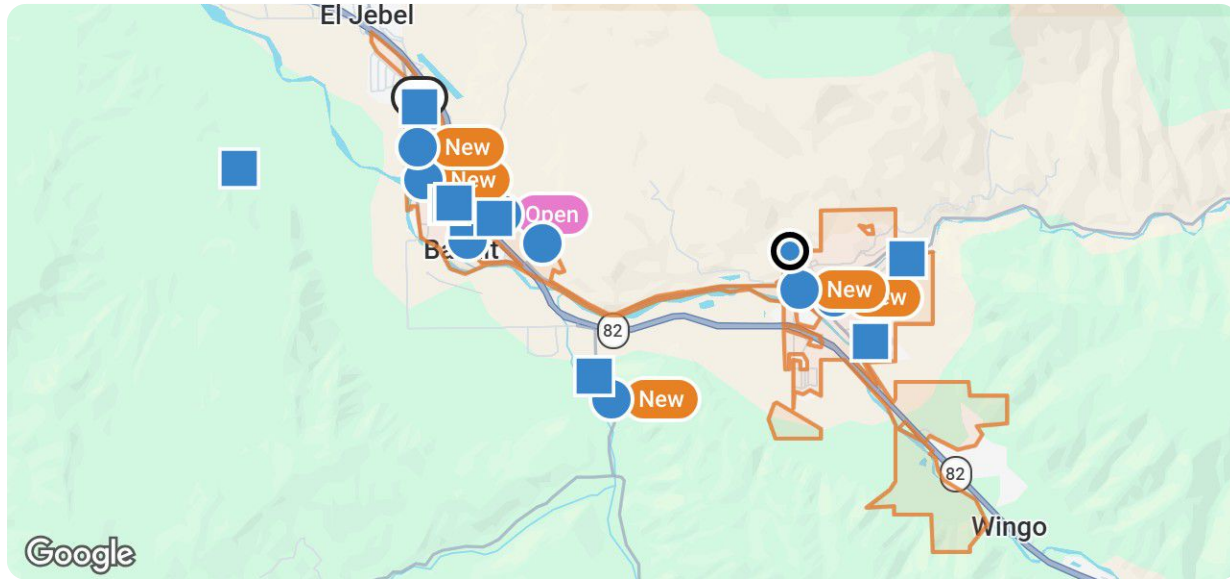
Property Features: Sale Price: Any, Lease Price: Any, Beds: Any, Baths: Any, Living Area: Any, Lot Size (acre): Any, Year Built: Any



# Basalt, Colorado

## Summary

For Sale Activity in the Last 3 Months



### Legend

- For Sale
- For Sale Pending
- Recently Closed

	New	Pending	Closed
Number of Properties	10	1	10
Lowest Listing Price / Est.Value	\$780,000	\$3,795,000	\$625,550
Median Listing Price / Est.Value	\$2,585,000	\$3,795,000	\$1,090,000
Highest Listing Price / Est.Value	\$5,500,000	\$3,795,000	\$8,300,000
Average Price / sqft	\$1,198	\$1,204	\$1,189
Median Price / sqft	\$1,128	\$1,204	\$938
Average Days in RPR	10	286	-
Median Days in RPR	9	286	-
Total Volume	\$25,825,000	\$3,795,000	\$25,954,050
Source	Listings	Listings	Public Records & Listings

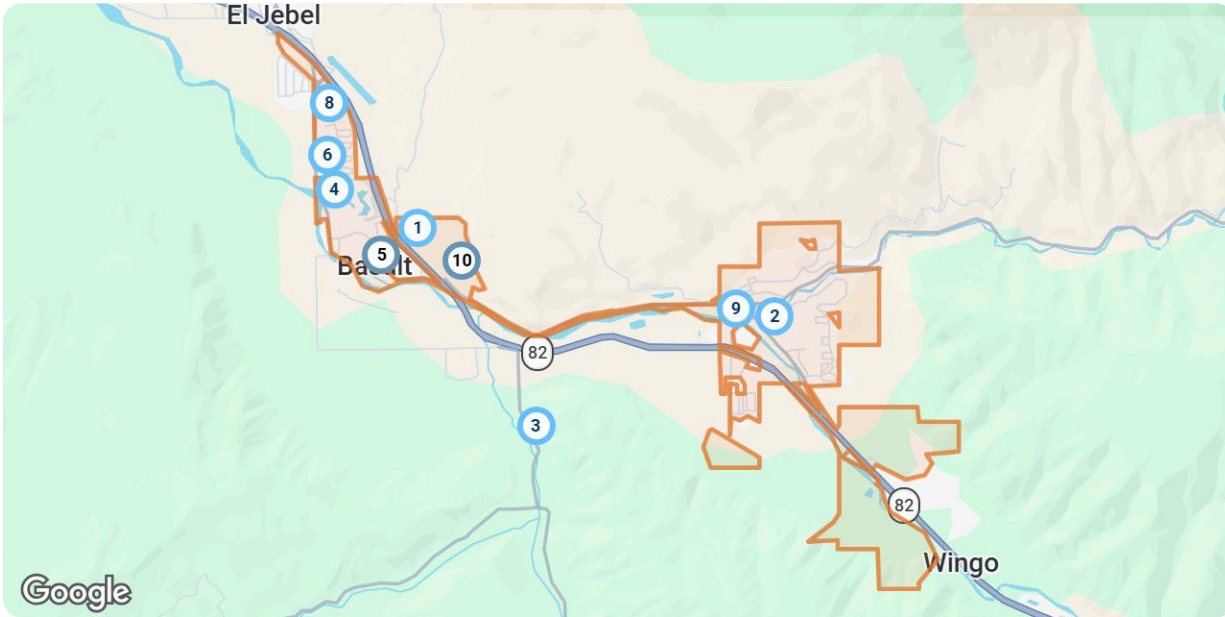


# Basalt, Colorado

## Market Activity Breakdown



### New

Source: Listings



#### Legend

- Active For Sale
- Active Under Contract

New: 10 properties		Property Type	Beds / Baths	Living Area (sq ft)	Lot Size	Year Built	List Date / Days in RPR	List Price / \$ Per Sq Ft
<span style="border: 1px solid blue; border-radius: 50%; padding: 2px;">1</span>	 <p><b>90 River Cv</b> Basalt, CO 81621 MLS ID: 193175 <span style="color: blue;">●</span> Active / For Sale</p> <p><i>Listing Courtesy of Compass Aspen</i></p>	Single Family	4/3	2,404	8,799 sqft	1991	6/7/2026 1 day	\$3,550,000 \$1,477/sq ft
<span style="border: 1px solid blue; border-radius: 50%; padding: 2px;">2</span>	 <p><b>7204 Elk Ln</b> Basalt, CO 81621 MLS ID: 193147 <span style="color: blue;">●</span> Active / For Sale</p> <p><i>Listing Courtesy of Pinnacle Properties &amp; Development</i></p>	Condo/Townhouse/Apt.	2/2	1,026	1,026 sqft	1995	6/5/2026 3 days	\$900,000 \$877/sq ft
<span style="border: 1px solid blue; border-radius: 50%; padding: 2px;">3</span>	 <p><b>768 Kings Lake Rd</b> Basalt, CO 81621 MLS ID: 193161 <span style="color: blue;">●</span> Active / For Sale</p> <p><i>Listing Courtesy of Aspen Snowmass Sotheby's International Realty - Hyman Mall</i></p>	Single Family	2/3	1,904	5.01 acres	2013	6/5/2026 3 days	\$3,250,000 \$1,707/sq ft
<span style="border: 1px solid blue; border-radius: 50%; padding: 2px;">4</span>	 <p><b>162 Original Rd</b> Basalt, CO 81621 MLS ID: 193062 <span style="color: blue;">●</span> Active / For Sale</p> <p><i>Listing Courtesy of Christie's International Real Estate Aspen Snowmass</i></p>	Single Family	4/3	3,904	1 acre	1995	6/1/2026 7 days	\$2,995,000 \$767/sq ft
<span style="border: 1px solid blue; border-radius: 50%; padding: 2px;">5</span>	 <p><b>166 Swinging Bridge Ln</b> Basalt, CO 81621 MLS ID: 193056 <span style="color: blue;">●</span> Active / For Sale</p> <p><i>Listing Courtesy of Compass Aspen</i></p>	Single Family	3/3	1,897	3,485 sqft	1940	6/1/2026 7 days	\$3,850,000 \$2,030/sq ft

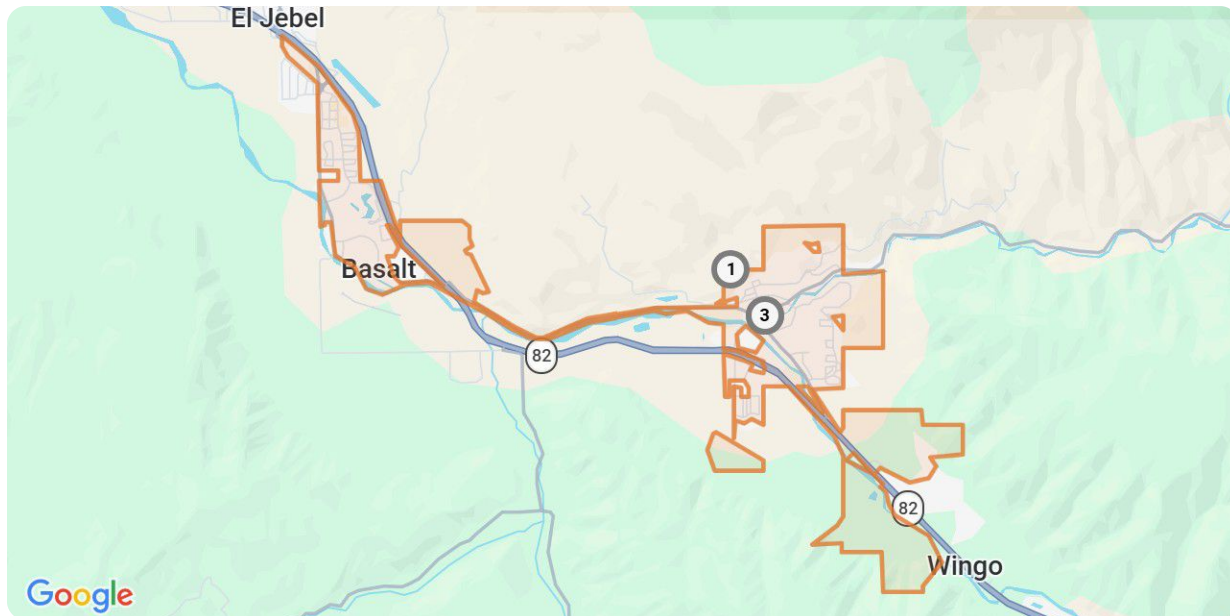


# Basalt, Colorado

New: 10 properties		Property Type	Beds / Baths	Living Area (sq ft)	Lot Size	Year Built	List Date / Days in RPR	List Price / \$ Per Sq Ft
<b>6</b>	 <p><b>422 Sopris Creek Rd</b> Basalt, CO 81621 MLS ID: 193020 ● Active / For Sale</p> <p><i>Listing Courtesy of Aspen Snowmass International R</i></p>	Single Family	4/4	3,951	20.3 acres	1982	5/28/2026 11 days	\$5,500,000 \$1,392/sq ft
<b>7</b>	 <p><b>452 E Jody Rd</b> Basalt, CO 81621 MLS ID: 193005 ● Active / For Sale</p> <p><i>Listing Courtesy of AG Aspen</i></p>	Condo/Townhouse/Apt.	3/3	1,851	1,742 sqft	2008	5/27/2026 12 days	\$1,800,000 \$972/sq ft
<b>8</b>	 <p><b>405 Park Ave, Unit F-2</b> Basalt, CO 81621 MLS ID: 192831 ● Active Under Contract / For Sale</p> <p><i>Listing Courtesy of Compass Aspen</i></p>	Condo/Townhouse/Apt.	2/3	1,072	741 sqft	1989	5/14/2026 25 days	\$780,000 \$728/sq ft
<b>9</b>	 <p><b>355 Meadow Dr</b> Basalt, CO 81621 MLS ID: 192972 ● Active / For Sale</p> <p><i>Listing Courtesy of Compass Aspen</i></p>	Single Family	4/3	2,918	6,970 sqft	1998	5/23/2026 16 days	\$2,175,000 \$745/sq ft
<b>10</b>	 <p><b>231 Robinson St, #R310</b> Basalt, CO 81621 MLS ID: 192943 ● Active / For Sale</p> <p><i>Listing Courtesy of Aspen Snowmass Sotheby's International Realty-Snowmass Village</i></p>	Condo/Townhouse/Apt.	1/1	798	436 sqft	2006	5/21/2026 18 days	\$1,025,000 \$1,284/sq ft

## Pending

Source: Listings




### Legend

● Pending



# Basalt, Colorado

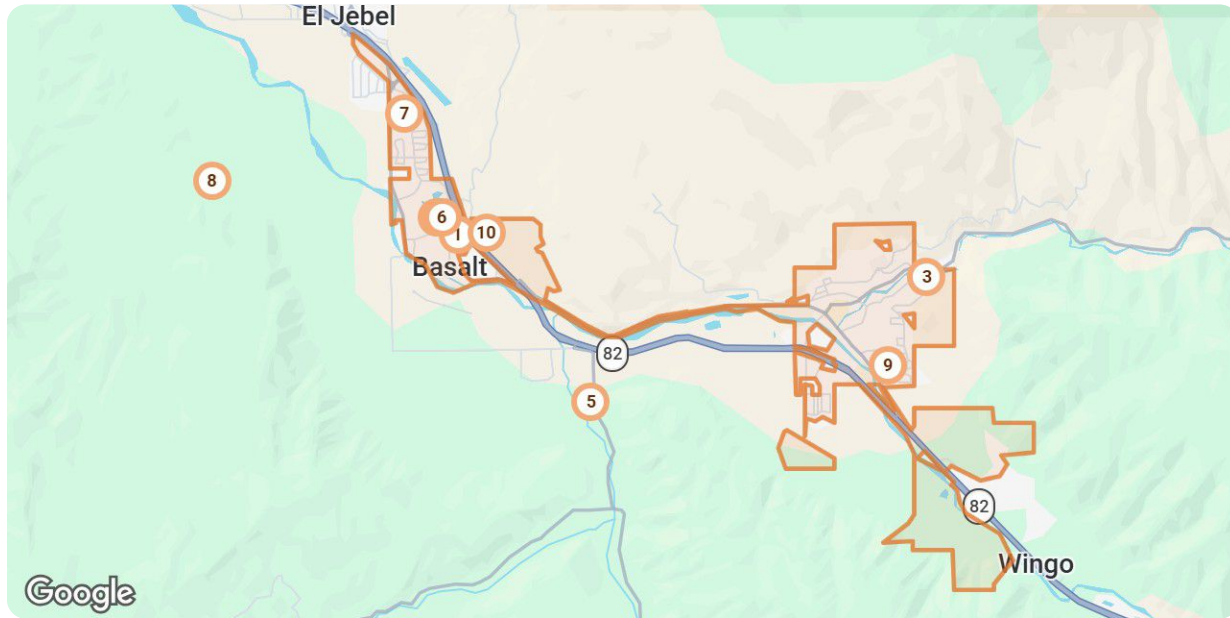
Pending: 1 properties		Property Type	Beds / Baths	Living Area (sq ft)	Lot Size / Year Built	List Date	List Price / \$ Per Sq Ft	Pending Date / Days in RPR
-----------------------	--	---------------	--------------	---------------------	-----------------------	-----------	---------------------------	----------------------------

<b>1</b>	 <p><b>753 Promontory Ln</b> Basalt, CO 81621 MLS ID: 189294</p> <p><b>Pending / For Sale</b></p>	Condo/Townhouse/Apt.	4/5	3,151	2,831 sqft 2016	7/20/2025	\$3,795,000 \$1,204/sq ft	5/2/2026 286 days
----------	--	----------------------	-----	-------	--------------------	-----------	------------------------------	----------------------

Listing Courtesy of Aspen Snowmass Sotheby's International Realty - Hyman Mall

## Closed






Source: Public Records and Listings



### Legend


● Closed

Closed: 10 properties		Property Type	Beds / Baths	Living Area (sq ft)	Lot Size / Year Built	Closed Date / Days in RPR	Closed Price / \$ Per Sq Ft	List to Sold Price %
-----------------------	--	---------------	--------------	---------------------	-----------------------	---------------------------	-----------------------------	----------------------

<b>1</b>	 <p><b>1400 E Valley Rd, Unit 212</b> Basalt, CO 81621</p> <p><b>Closed / Public Record</b></p>	Condo/Townhouse/Apt.	1/1	722	3,441 sqft 1999	5/22/2026 - days	\$625,550 \$874/sq ft	-
<b>2</b>	 <p><b>720 Lakeside Dr</b> Basalt, CO 81621</p> <p><b>Closed / Public Record</b></p>	Condo/Townhouse/Apt.	1/1	647	1,089 sqft 2003	5/15/2026 - days	\$650,000 \$989/sq ft	-
<b>3</b>	 <p><b>400 Meadow Ln</b> Basalt, CO 81621</p> <p><b>Closed / Public Record</b></p>	Single Family	3/5	4,668	0.41 acres 1995	5/15/2026 - days	\$4,630,000 \$1,219/sq ft	-
<b>4</b>	 <p><b>712 Lakeside Dr</b> Basalt, CO 81621</p> <p><b>Closed / Public Record</b></p>	Condo/Townhouse/Apt.	1/1	646	1,089 sqft 2003	5/11/2026 - days	\$635,000 \$968/sq ft	-
<b>5</b>	 <p><b>321 Sopris Creek Rd</b> Basalt, CO 81621</p> <p><b>Closed / Public Record</b></p>	Single Family	3/4	2,690	3.72 acres 1909	5/11/2026 - days	\$6,816,000 \$1,830/sq ft	-



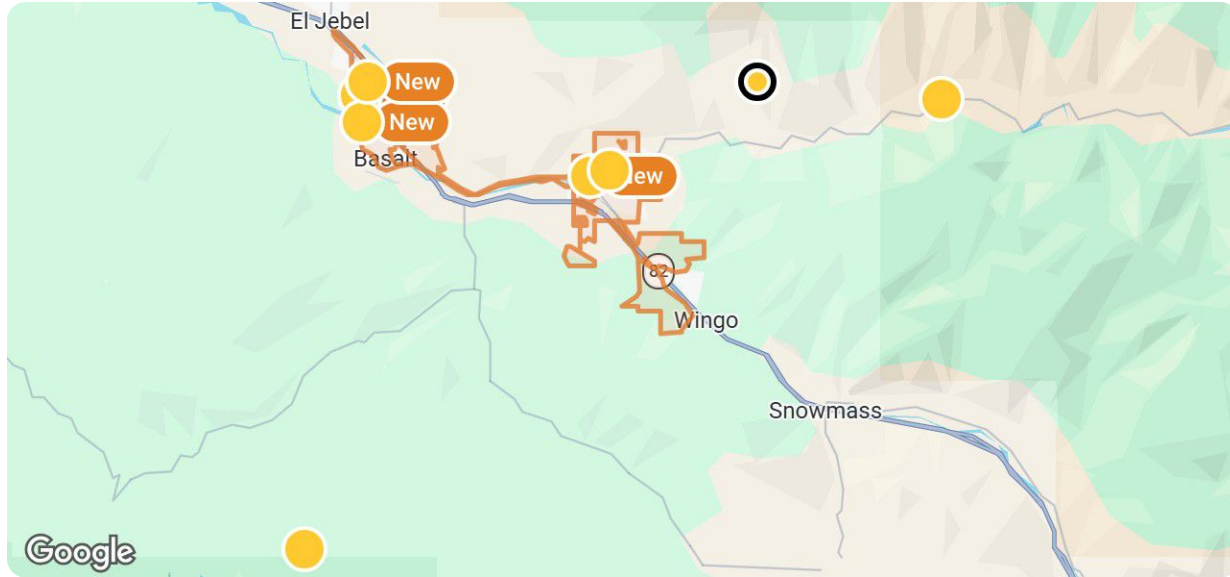
# Basalt, Colorado

Closed: 10 properties		Property Type	Beds / Baths	Living Area (sq ft)	Lot Size / Year Built	Closed Date / Days in RPR	Closed Price / \$ Per Sq Ft	List to Sold Price %
	<b>614 Lakeside Dr</b> Basalt, CO 81621  Closed / Public Record	Condo/Townhouse/Apt.	2/2	1,013	2,091 sqft 2001	5/5/2026 - days	\$780,000 \$777/sq ft	-
	<b>361 Robinson St, Unit 232</b> Basalt, CO 81621  Closed / Public Record	Condo/Townhouse/Apt.	2/2	1,098	653 sqft 2008	5/5/2026 - days	\$980,000 \$902/sq ft	-
	<b>1432 Hooks Spur Rd</b> Basalt, CO 81621  Closed / Public Record	Single Family	3/4	3,179	35.37 acres 1999	4/22/2026 - days	\$8,300,000 \$1,711/sq ft	-
	<b>501 Wren Ct</b> Basalt, CO 81621  Closed / Public Record	Single Family	3/4	1,992	915 sqft 1991	4/17/2026 - days	\$1,200,000 \$613/sq ft	-
	<b>1 Pine Ridge Rd</b> Basalt, CO 81621  Closed / Public Record	Single Family	4/4	2,114	1,307 sqft 1996	4/13/2026 - days	\$1,337,500 \$632/sq ft	-

# Basalt, Colorado

## Summary

### For Lease Activity in the Last 3 Months



**Legend**

- For Lease
- For Lease Pending

	New	Pending
Number of Properties	7	1
Lowest Listing Price / Est.Value	\$6,000	\$3,850
Median Listing Price / Est.Value	\$11,500	\$3,850
Highest Listing Price / Est.Value	\$16,500	\$3,850
Average Price / sqft	\$6	\$3
Median Price / sqft	\$6	\$3
Average Days in RPR	41	315
Median Days in RPR	32	315
Total Volume	\$79,500	\$3,850
Source	Listings	Listings

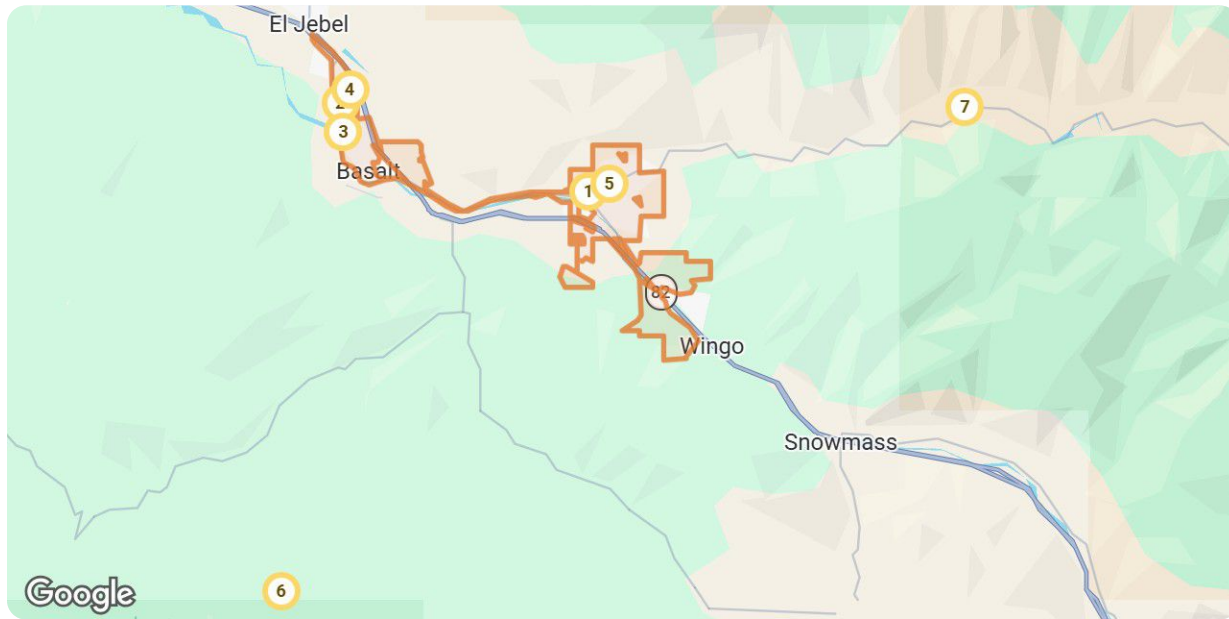


# Basalt, Colorado

## Market Activity Breakdown

### New

Source: Listings



#### Legend

● Active For Lease

New: 7 properties		Property Type	Beds / Baths	Living Area (sq ft)	Lot Size	Year Built	List Date / Days in RPR	List Price / \$ Per Sq Ft
<span style="border: 1px solid yellow; border-radius: 50%; padding: 2px;">1</span>	 <p><b>100 Midland Ave, Ste 106</b> Basalt, CO 81621 MLS ID: 193037 <span style="color: yellow;">●</span> Active / For Lease</p> <p><i>Courtesy of AG Aspen</i></p>	Condo/Townhouse/Apt.	2/2	893	915 sqft	1983	5/29/2026 10 days	\$7,500 mo. \$8/sq ft
<span style="border: 1px solid yellow; border-radius: 50%; padding: 2px;">2</span>	 <p><b>333 Sopris Cir</b> Basalt, CO 81621 MLS ID: 192948 <span style="color: yellow;">●</span> Active / For Lease</p> <p><i>Courtesy of Douglas Elliman Real Estate-Hyman Ave</i></p>	Single Family	5/5	3,555	7,100 sqft	2008	5/21/2026 18 days	\$13,000 mo. \$4/sq ft
<span style="border: 1px solid yellow; border-radius: 50%; padding: 2px;">3</span>	 <p><b>102 Evans Rd, Unit 107</b> Basalt, CO 81621 MLS ID: 192921 <span style="color: yellow;">●</span> Active / For Lease</p> <p><i>Courtesy of Christie's International Real Estate Aspen Snowmass</i></p>	Condo/Townhouse/Apt.	3/3	1,971	4,443 sqft	2017	5/20/2026 19 days	\$15,000 mo. \$8/sq ft
<span style="border: 1px solid yellow; border-radius: 50%; padding: 2px;">4</span>	 <p><b>109 Valley Ct</b> Basalt, CO 81621 MLS ID: 192716 <span style="color: yellow;">●</span> Active / For Lease</p> <p><i>Courtesy of eXp Realty LLC</i></p>	Single Family	4/4	3,162	6,360 sqft	2014	5/7/2026 32 days	\$11,500 mo. \$4/sq ft
<span style="border: 1px solid yellow; border-radius: 50%; padding: 2px;">5</span>	 <p><b>217 Longhorn Ln</b> Basalt, CO 81621 MLS ID: 192379 <span style="color: yellow;">●</span> Active / For Lease</p> <p><i>Courtesy of Plus Real Estate</i></p>	Single Family	3/3	1,696	4,182 sqft	1872	4/11/2026 58 days	\$10,000 mo. \$6/sq ft



New: 7 properties		Property Type	Beds / Baths	Living Area (sq ft)	Lot Size	Year Built	List Date / Days in RPR	List Price / \$ Per Sq Ft
	 <b>4275 Sopris Mountain Ranch R</b> Basalt, CO 81621 MLS ID: 192592 ● Active / For Lease	Single Family	3/4	2,382	51.69 acres	1995	4/1/2026 68 days	\$6,000 mo. \$3/sq ft

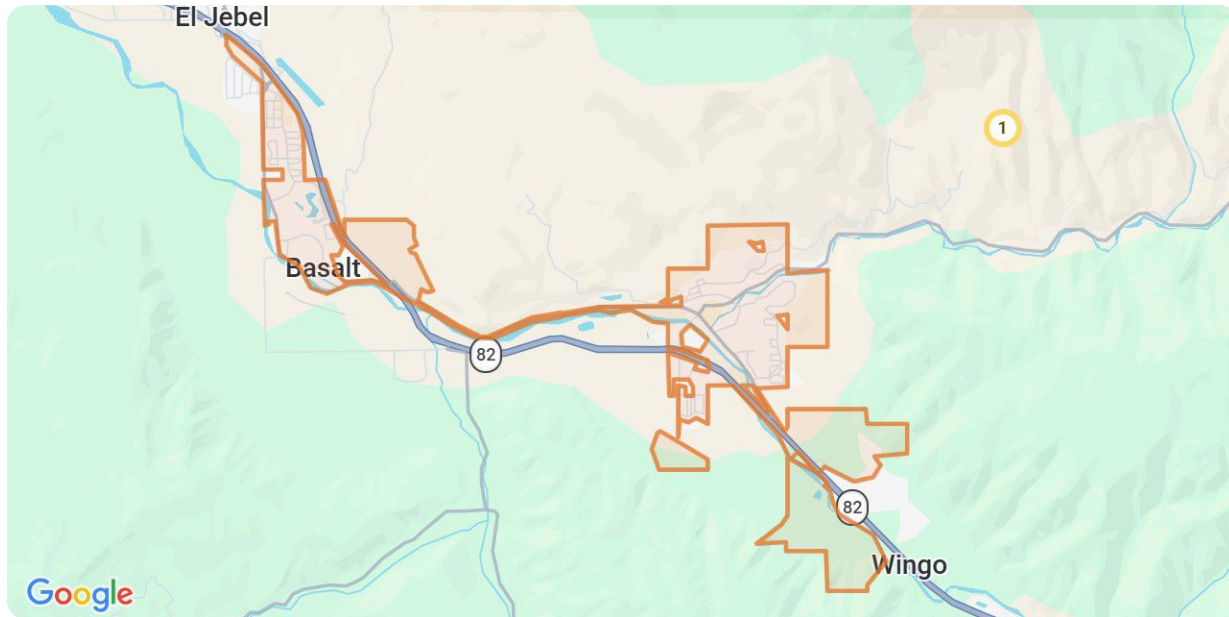
Courtesy of Aspen Snowmass Sotheby's International Realty - Hyman Mall

	 <b>106 Castle View Dr</b> Basalt, CO 81621 MLS ID: 192084 ● Active / For Lease	Single Family	3/3	2,400	4.57 acres	2026	3/21/2026 79 days	\$16,500 mo. \$7/sq ft
--	---	---------------	-----	-------	------------	------	----------------------	---------------------------

Courtesy of Aspen Snowmass Sotheby's International Realty - Hyman Mall

## Pending

Source: Listings



### Legend

● Active For Lease

Pending: 1 properties		Property Type	Beds / Baths	Living Area (sq ft)	Lot Size / Year Built	List Date	List Price / \$ Per Sq Ft	Pending Date / Days in RPR
	 <b>2800 Cedar Dr</b> Basalt, CO 81621 MLS ID: 188926 ● Pending / For Lease	Single Family	2/1	1,525	10 acres 1981	6/25/2025	\$3,850 mo. \$3/sq ft	5/6/2026 315 days

Courtesy of Aspen Snowmass Sotheby's International Realty-Snowmass Village

## Basalt, Colorado

### About RPR

- RPR® is the nation's largest property database, exclusively for REALTORS®. It empowers REALTORS® to help buyers and sellers make informed decisions, backed by a real estate database covering more than 160 million residential and commercial properties in the United States.
- RPR is a wholly owned subsidiary of the National Association of REALTORS® and a member benefit to REALTORS®.
- RPR's data sources range from MLSs and county-level tax and assessment offices, to the U.S. Census and FEMA, to specialty data set providers such as Esri (consumer data), Niche (school information) and Precisely (geographic boundaries).

### Learn More

For more information about RPR, please visit RPR's public website: <https://blog.narrpr.com>



**RPR**®

