Wendell, NC 27591

Market Trends

Market Trends for Wendell, NC 27591

Single Family + Condo/Townhouse/Apt.

October 2026

Market Type

Seller's Market | Balanced Market | Buyer's Market

Key Details

Months of Inventory	Sold to List Price %	Median Days in RPR	Median Sold Price
4.27	99.6%	42	$394,000
1.39% MoM	0.52% MoM	8.7% MoM	4.34% MoM

October 2026 Median Estimated Property Value

Single Family + Condo/Townhouse/Apt.

This graphic displays property estimates for a market area and a subject property, where one has been selected. Estimated property values are generated by a valuation model and are not formal appraisals.

Source: Public records, and MLS sources where licensed

Update Frequency: Monthly

Median Estimated Value	Last Month Change	12 Month Change
$363,870	-1.9%	-4.3%

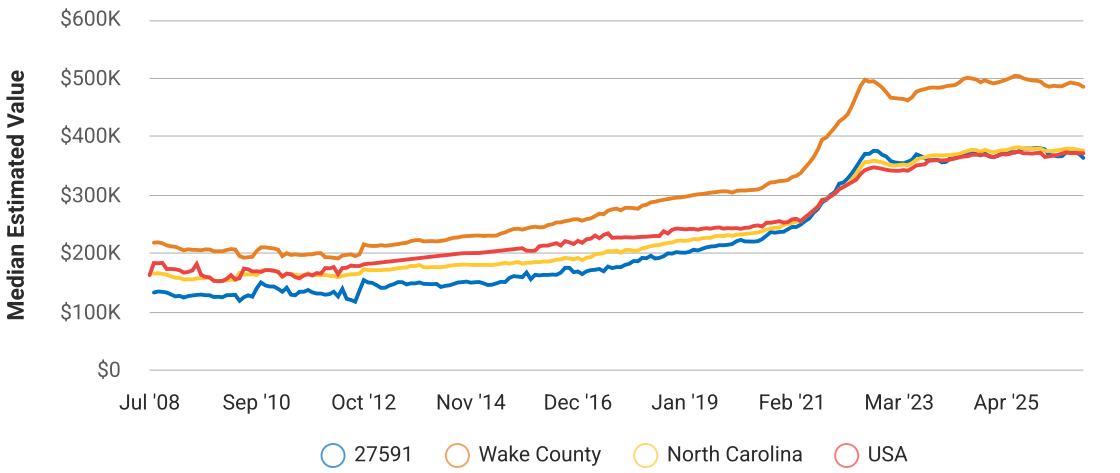

Copyright 2026 Realtors Property Resource® LLC. All Rights Reserved.
Information is not guaranteed. Equal Housing Opportunity.

Wendell, NC 27591

Total Sales and Active Listings in Wendell, NC 27591

Single Family + Condo/Townhouse/Apt.

This graph compares the number of sales with the number of active listings in the local market.

Source: MLS data where licensed

Update Frequency: Monthly

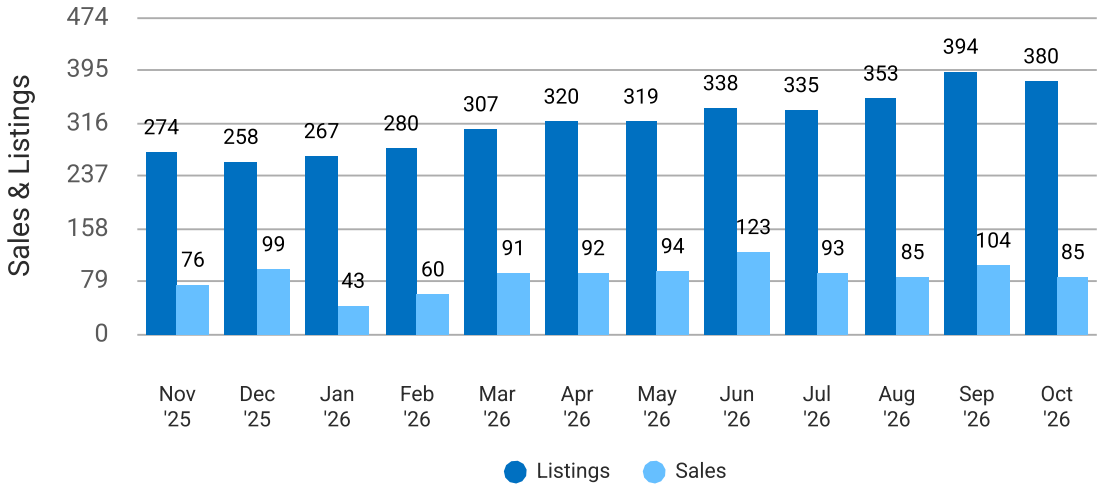

Median Sold Price vs Sold Listings in Wendell, NC 27591

Single Family + Condo/Townhouse/Apt.

This chart compares the trend of median sold price and number of sold listings for the given location.

Source: Listing Data

Update Frequency: Monthly

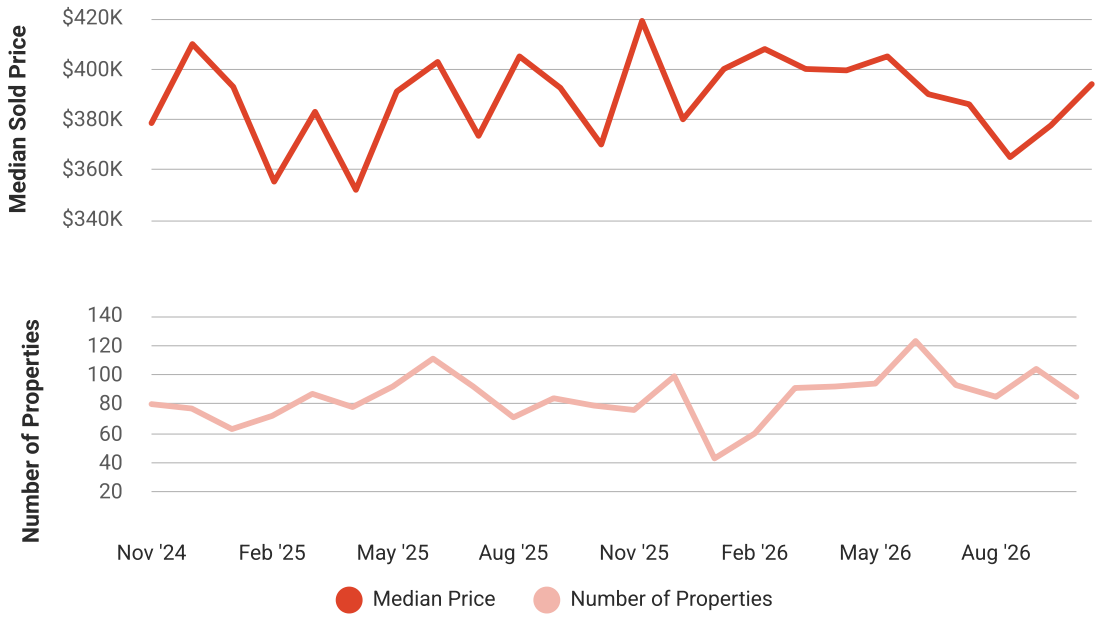

Copyright 2026 Realtors Property Resource® LLC. All Rights Reserved.
Information is not guaranteed. Equal Housing Opportunity.

Wendell, NC 27591

Median List Price vs Active Listings in Wendell, NC 27591

Single Family + Condo/Townhouse/Apt.

This chart compares the trend of median list price and number of active properties for the given location.

Source: Listing Data

Update Frequency: Monthly

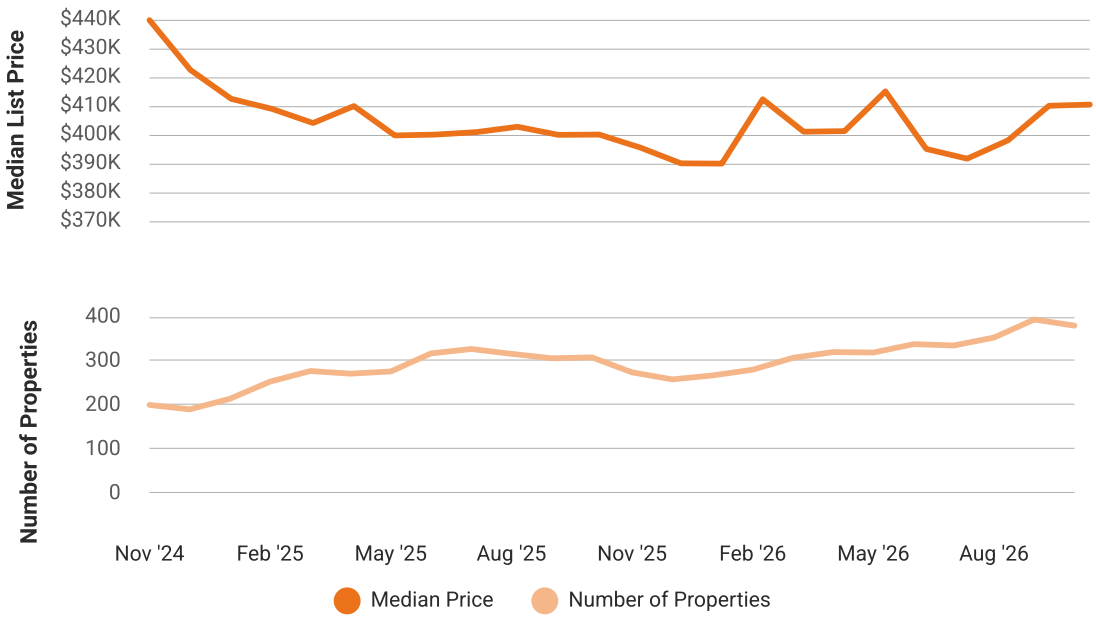

Market Snapshot

Value and Price Changes

	Current	Last Month	Last 3 Months	Last 12 Months	Last 24 Months	Last 36 Months
Median Est. Property Value Last Updated: 10/31/2026	$363,870	$370,940 -1.91%	$373,930 -2.69%	$380,070 -4.26%	$368,410 -1.23%	$359,420 +1.24%
Median Sold Price Last Updated: 10/31/2026	$394,000	$377,615 +4.34%	$385,990 +2.08%	$370,000 +6.49%	$391,200 +0.72%	$412,450 -4.47%
Median List Price Last Updated: 10/31/2026	$410,420	$409,999 +0.1%	$391,615 +4.8%	$399,990 +2.61%	$417,900 -1.79%	$414,990 -1.1%

About this Data: Because some brokerages may choose not to include their MLS listing content within the RPR platform, the analysis contained in this report may not have been created using all the available listing data within this geographical market.
Median estimated property values are generated by a valuation model and are not formal appraisals. Valuations are based on public records and MLS data where licensed. The Metrics displayed here reflect **All Residential Single Family, Condo, Townhouse and Apartment properties** data.

Copyright 2026 Realtors Property Resource® LLC. All Rights Reserved.
Information is not guaranteed. Equal Housing Opportunity.

Wendell, NC 27591

Market Activity

Market Activity Filters

Sort Order: Date
Maximum Properties Per Change Type: 10
Change Types: New Listings, Pending, Closed, Distressed
Property Types: Single Family, Condo/Townhouse/Apt
Property Features: Sale Price: Any, Lease Price: Any, Beds: Any, Baths: Any, Living Area: Any, Lot Size (acre): Any, Year Built: Any

Summary

For Sale Activity in the Last 3 Months

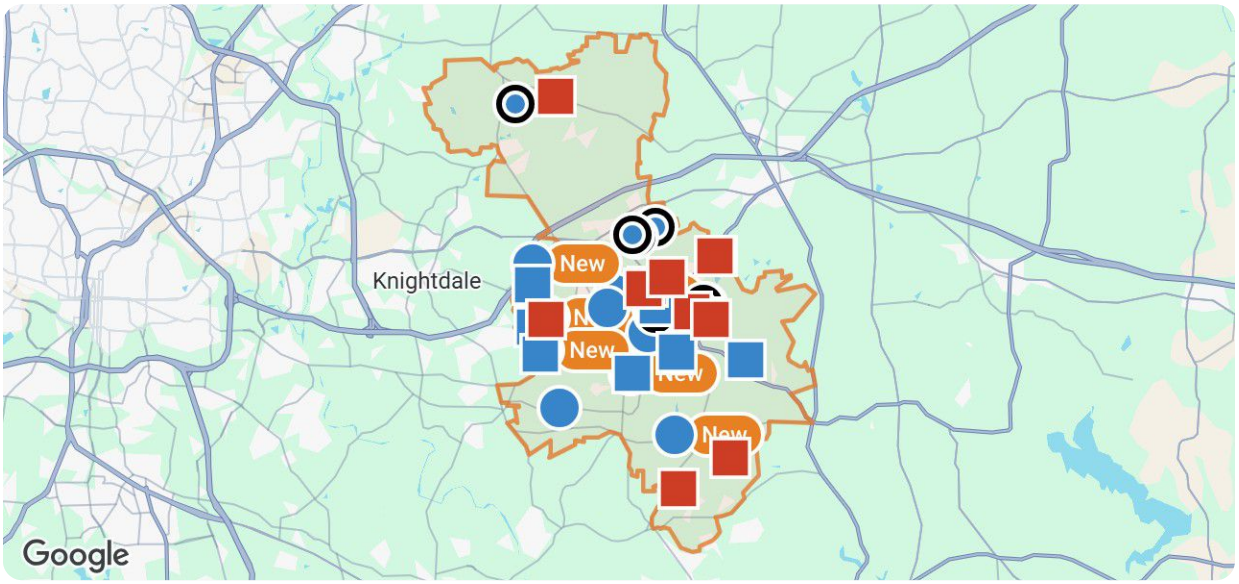

Legend

- For Sale
- For Sale Pending
- Recently Closed
- Distressed

	New	Pending	Closed	Distressed
Number of Properties	10	10	10	10
Lowest Listing Price / Est.Value	$265,000	$269,999	$337,540	$180,000
Median Listing Price / Est.Value	$389,945	$483,360	$439,500	$335,600
Highest Listing Price / Est.Value	$574,990	$640,000	$715,000	$742,000
Average Price / sqft	$199	$193	$203	$163
Median Price / sqft	$201	$184	$184	$166
Average Days in RPR	5	153	103	–
Median Days in RPR	3	91	94	–
Total Volume	$4,154,280	$4,656,269	$4,900,930	$3,511,478
Source	Listings	Listings	Public Records & Listings	Public Records & Listings

Copyright 2026 Realtors Property Resource® LLC. All Rights Reserved.
Information is not guaranteed. Equal Housing Opportunity.

Wendell, NC 27591

Market Activity Breakdown

New

Source: Listings

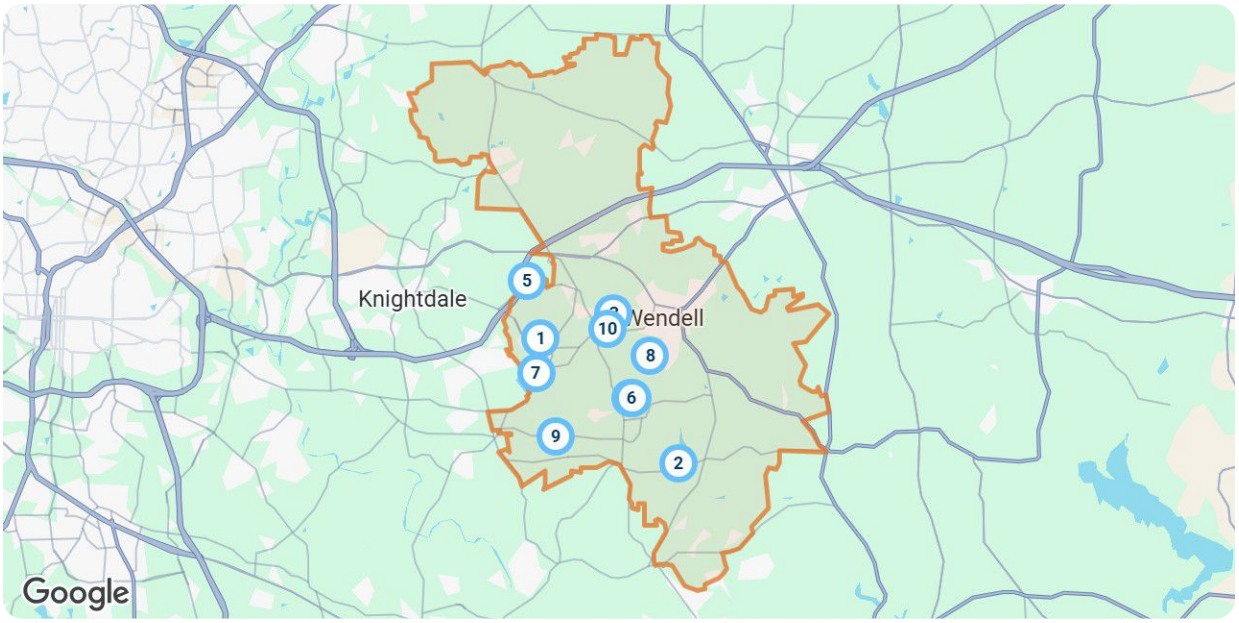

Legend

Active For Sale

New: 10 properties	Property Type	Beds / Baths	Living Area (sq ft)	Lot Size	Year Built	List Date / Days in RPR	List Price / $ Per Sq Ft
1  **516 Castle Farm Rd** **Wendell, NC 27591** MLS ID: 10204330 Active / For Sale *Listing Courtesy of TLS Realty LLC*	Single Family	4/3	2,004	7,405 sqft	2026	11/20/2026 2 days	$384,900 $192/sq ft
2  **736 Lunar Light Dr** **Wendell, NC 27591** MLS ID: 10204345 Active / For Sale *Listing Courtesy of Garman Homes LLC*	Single Family	4/3	2,165	5,227 sqft	2026	11/20/2026 2 days	$450,000 $208/sq ft
3  **1025 Hidden Beach Dr** **Wendell, NC 27591** MLS ID: 10204191 Active / For Sale *Listing Courtesy of Lennar Carolinas LLC*	Single Family	4/3	2,132	4,791 sqft	2026	11/19/2026 3 days	$394,990 $185/sq ft
4  **725 Lunar Light Dr** **Wendell, NC 27591** MLS ID: 10204051 Active / For Sale *Listing Courtesy of Brookfield Mid-Atlantic Broker*	Single Family	4/4	2,633	5,227 sqft	2026	11/19/2026 3 days	$524,000 $199/sq ft
5  **224 S Pine St** **Wendell, NC 27591** MLS ID: 10203991 Active / For Sale *Listing Courtesy of Sewell Realty Group*	Single Family	3/2	1,433	10,019 sqft	1965	11/19/2026 3 days	$324,000 $226/sq ft

Copyright 2026 Realtors Property Resource® LLC. All Rights Reserved.
Information is not guaranteed. Equal Housing Opportunity.

Wendell, NC 27591

New: 10 properties	Property Type	Beds / Baths	Living Area (sq ft)	Lot Size	Year Built	List Date / Days in RPR	List Price / $ Per Sq Ft
6  **205 Poppy Point Dr** **Wendell, NC 27591** MLS ID: 10204241 Active / For Sale *Listing Courtesy of Brookfield Mid-Atlantic Broker*	Single Family	3/3	1,619	3,049 sqft	2026	11/19/2026 3 days	$377,500 $233/sq ft
7  **3013 Lake Wendell Rd** **Wendell, NC 27591** MLS ID: 10203853 Active / For Sale *Listing Courtesy of Harris Realty & Land, LLC*	Single Family	3/1	1,701	1 acre	1930	11/16/2026 6 days	$265,000 $156/sq ft
8  **323 Belmont Stakes Ln** **Wendell, NC 27591** MLS ID: 10203329 Active / For Sale *Listing Courtesy of Pulte Home Company LLC*	Single Family	4/4	3,199	0.69 acres	2026	11/13/2026 9 days	$574,990 $180/sq ft
9  **402 Chaplin St** **Wendell, NC 27591** MLS ID: 10203290 Active / For Sale *Listing Courtesy of HomeSmart*	Single Family	3/2	1,649	0.25 acres	1950	11/13/2026 9 days	$334,000 $203/sq ft
10  **7240 Shawan Rd** **Wendell, NC 27591** MLS ID: 10203251 Active / For Sale *Listing Courtesy of EXP Realty LLC*	Single Family	4/3	2,476	0.69 acres	2026	11/13/2026 9 days	$524,900 $212/sq ft

Pending

Source: Listings

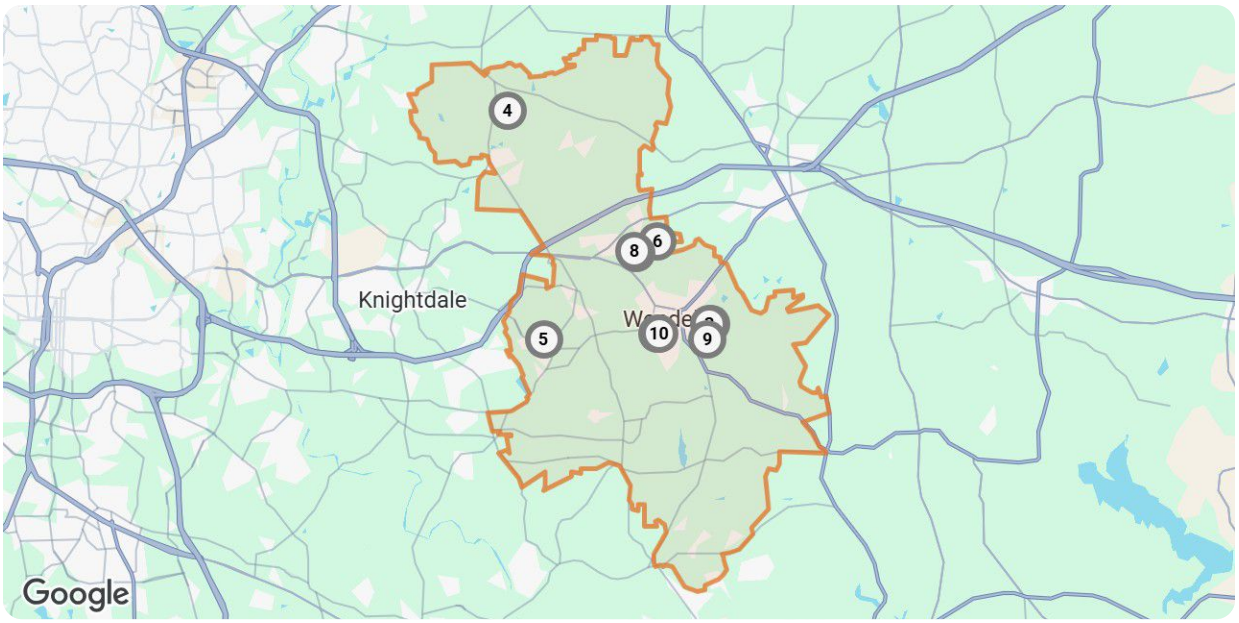

Legend

Pending

Copyright 2026 Realtors Property Resource® LLC. All Rights Reserved.
Information is not guaranteed. Equal Housing Opportunity.

Wendell, NC 27591

	Pending: 10 properties	Property Type	Beds / Baths	Living Area (sq ft)	Lot Size / Year Built	List Date	List Price / $ Per Sq Ft	Pending Date / Days in RPR
1	 **1907 Lake Wendell Rd** **Wendell, NC 27591** MLS ID: 10202960 Pending / For Sale *Listing Courtesy of HomeTowne Realty*	Single Family	3/3	2,426	2.42 acres 2000	11/12/2026	$640,000 $264/sq ft	11/16/2026 4 days
2	 **31 Cardovia Way** **Wendell, NC 27591** MLS ID: 10203316 Pending / For Sale *Listing Courtesy of HomeTowne Realty*	Single Family	4/3	2,724	0.46 acres 2026	11/13/2026	$540,130 $198/sq ft	11/13/2026 – days
3	 **196 Cardovia Way** **Wendell, NC 27591** MLS ID: 10203293 Pending / For Sale *Listing Courtesy of HomeTowne Realty*	Single Family	4/4	2,560	0.48 acres 2026	11/13/2026	$536,820 $210/sq ft	11/13/2026 – days
4	 **85 N Stagecoach Dr** **Wendell, NC 27591** MLS ID: 10072710 Pending / For Sale *Listing Courtesy of Eastwood Construction LLC*	Single Family	4/3	3,567	0.7 acres 2025	1/24/2025	$574,900 $161/sq ft	11/13/2026 658 days
5	 **584 Camaro Rift Trl** **Wendell, NC 27591** MLS ID: 10189555 Pending / For Sale *Listing Courtesy of Esteem Properties*	Single Family	3/2	1,434	5,227 sqft 2026	7/30/2026	$351,520 $245/sq ft	11/11/2026 104 days
6	 **104 Sweetbay Tree Dr** **Wendell, NC 27591** MLS ID: 10188519 Pending / For Sale *Listing Courtesy of Taylor Morrison of Carolinas INC*	Condo/Townhouse/Apt.	3/3	1,714	2,310 sqft 2026	8/25/2026	$269,999 $158/sq ft	11/11/2026 78 days
7	 **153 Traverse Mountain Dr** **Wendell, NC 27591** MLS ID: 10181404 Pending / For Sale *Listing Courtesy of Esteem Properties*	Single Family	4/3	1,900	6,969 sqft 2026	6/10/2026	$340,000 $179/sq ft	11/11/2026 154 days
8	 **2812 Praire View Pt** **Wendell, NC 27591** MLS ID: 10198921 Pending / For Sale *Listing Courtesy of Parrish Realty Company of Zebu*	Single Family	3/3	2,374	0.79 acres 1998	10/16/2026	$429,900 $181/sq ft	11/10/2026 25 days
9	 **213 Thunder Forest Ln** **Wendell, NC 27591** MLS ID: 10196084 Pending / For Sale *Listing Courtesy of Mark Spain Real Estate*	Single Family	5/4	3,074	6,098 sqft 2021	10/1/2026	$575,000 $187/sq ft	11/10/2026 40 days
10	 **136 Beadwood St** **Wendell, NC 27591** MLS ID: 10171853 Pending / For Sale *Listing Courtesy of Meritage Homes of the Carolina*	Single Family	5/4	2,674	5,662 sqft 2026	6/4/2026	$398,000 $149/sq ft	11/9/2026 158 days

Copyright 2026 Realtors Property Resource® LLC. All Rights Reserved.
Information is not guaranteed. Equal Housing Opportunity.

Wendell, NC 27591

Closed

Source: Public Records and Listings

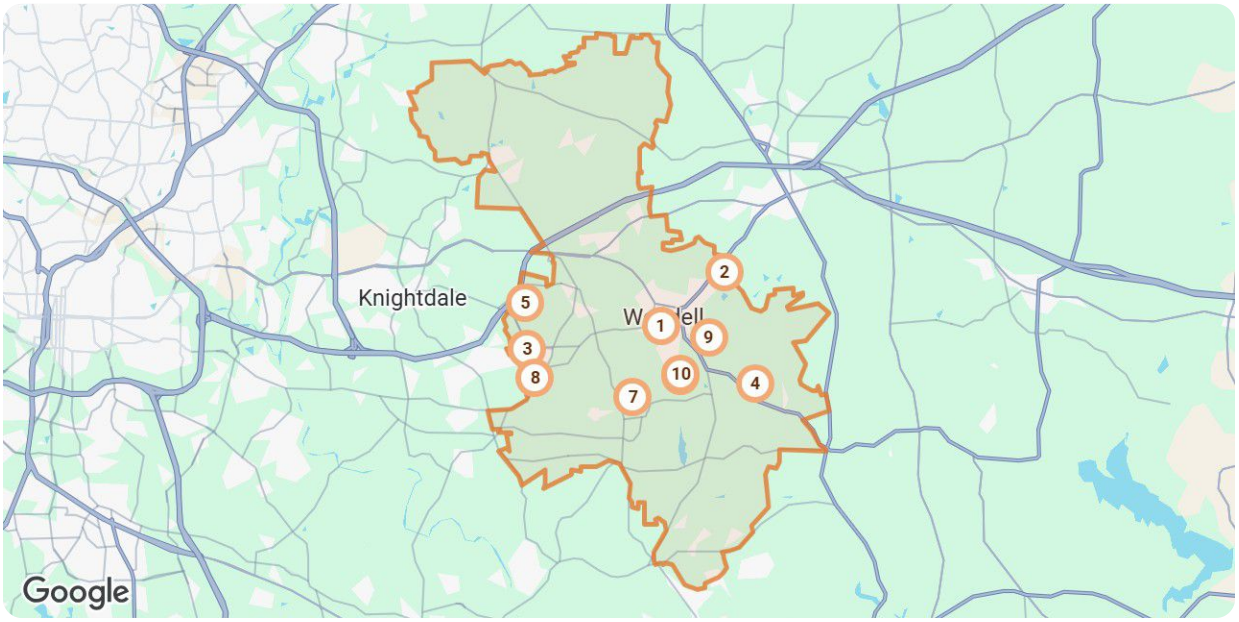

Legend

Closed

Closed: 10 properties	Property Type	Beds / Baths	Living Area (sq ft)	Lot Size / Year Built	Closed Date / Days in RPR	Closed Price / $ Per Sq Ft	List to Sold Price %
1  **288 Nickleby Way** **Wendell, NC 27591** MLS ID: 10194387 Closed / For Sale *Courtesy of Five County Specialists, LLC*	Single Family	4/3	2,135	0.47 acres 2022	11/20/2026 58 days	$365,000 $171/sq ft	↑ 4.29%
2  **553 Rye Way** **Wendell, NC 27591** MLS ID: 10184242 Closed / For Sale *Courtesy of RE/MAX SOUTHLAND REALTY II*	Single Family	3/3	2,142	0.91 acres 2026	11/20/2026 108 days	$389,000 $182/sq ft	↓ 2.73%
3  **103 Slocum Dr** **Wendell, NC 27591** MLS ID: 10175034 Closed / For Sale *Courtesy of HTR Capital Group*	Single Family	4/3	2,833	0.91 acres 2026	11/20/2026 155 days	$710,000 $251/sq ft	↓ 3.92%
4  **1740 Deacon Falls Way** **Wendell, NC 27591** MLS ID: 10195963 Closed / For Sale *Courtesy of Chosen Real Estate Group*	Single Family	3/3	2,784	8,276 sqft 2022	11/18/2026 48 days	$715,000 $257/sq ft	↓ 1.38%
5  **524 Whale Cove Way** **Wendell, NC 27591** MLS ID: 10187292 Closed / For Sale *Courtesy of Lennar Carolinas LLC*	Single Family	3/3	1,924	4,791 sqft 2026	11/18/2026 91 days	$354,990 $185/sq ft	↓ 1.39%

Copyright 2026 Realtors Property Resource® LLC. All Rights Reserved.
Information is not guaranteed. Equal Housing Opportunity.

Wendell, NC 27591

Closed: 10 properties	Property Type	Beds / Baths	Living Area (sq ft)	Lot Size / Year Built	Closed Date / Days in RPR	Closed Price / $ Per Sq Ft	List to Sold Price %
6  **7808 Cortona Way Wendell, NC 27591** MLS ID: 10186222 Closed / For Sale *Courtesy of Coldwell Banker Advantage*	Single Family	3/2	1,829	0.69 acres 2017	11/17/2026 96 days	$380,000 $208/sq ft	↓ 7.32%
7  **4113 Hazel Branch Way Wendell, NC 27591** MLS ID: 10185589 Closed / For Sale *Courtesy of Meritage Homes of the Carolina*	Single Family	3/3	1,926	4,356 sqft 2026	11/17/2026 98 days	$337,540 $175/sq ft	↑ 8%
8  **7409 Lone Silo Ln Wendell, NC 27591** MLS ID: 10144097 Closed / For Sale *Courtesy of Eastwood Construction LLC*	Single Family	4/4	3,119	0.92 acres 2025	11/17/2026 289 days	$574,900 $184/sq ft	–
9  **1509 Silver Elm Ln Wendell, NC 27591** MLS ID: 10196621 Closed / For Sale *Courtesy of Morton Bradbury Real Estate Group*	Single Family	3/3	2,518	7,841 sqft 2022	11/16/2026 42 days	$584,500 $232/sq ft	↑ 1.12%
10  **506 Carsons Creek Trl Wendell, NC 27591** MLS ID: 10185957 Closed / For Sale *Courtesy of EXP Realty LLC*	Single Family	4/4	2,678	0.8 acres 2017	11/13/2026 49 days	$490,000 $183/sq ft	↓ 1.98%

Distressed

Source: Public Records and Listings

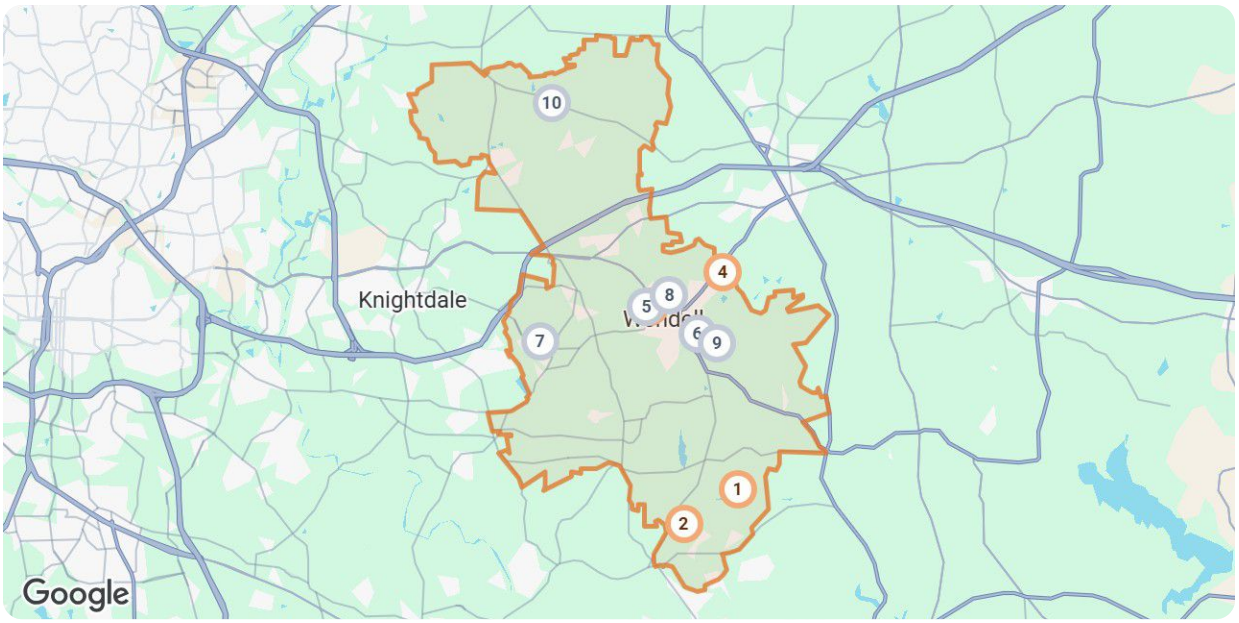

Legend

- Closed
- Off Market, Hold, Withdrawn, Expired, or Canceled

Copyright 2026 Realtors Property Resource® LLC. All Rights Reserved.
Information is not guaranteed. Equal Housing Opportunity.

Wendell, NC 27591

	Distressed: 10 properties	Property Type	Beds / Baths	Living Area (sq ft)	Lot Size / Year Built	List Date / Days in RPR	List Price / $ Per Sq Ft	Distressed Date / Type
1	 **6117 Applewhite Rd, #B** **Wendell, NC 27591** Closed / Public Record	Single Family	3/2	1,771	1 acre 1967	– – days	– $116/sq ft	10/27/2026 Notice of Foreclosure Sale
2	 **141 Tast Dr** **Wendell, NC 27591** Closed / Public Record	Single Family	3/2	1,502	0.92 acres 2000	– – days	– $213/sq ft	10/26/2026 Notice of Foreclosure Sale
3	 **233 Todd St** **Wendell, NC 27591** Closed / Public Record	Single Family	–/1	1,519	0.45 acres 1906	– – days	– $139/sq ft	10/7/2026 Sold Date: 10/7/2026
4	 **229 Short St** **Wendell, NC 27591** Off Market / Public Record	Single Family	–/2	1,840	0.34 acres 1948	– – days	– $118/sq ft	8/29/2026 Notice of Foreclosure Sale
5	 **1041 Country Pasture Cv** **Wendell, NC 27591** Off Market / Public Record	Single Family	–/3	2,424	7,405 sqft 2024	– – days	– $172/sq ft	10/22/2026 Notice of Foreclosure Sale
6	 **216 Stone River Dr** **Wendell, NC 27591** Off Market / Public Record	Single Family	–/2	1,827	5,227 sqft 2021	– – days	– $229/sq ft	10/23/2026 Notice of Foreclosure Sale
7	 **103 Nowell St** **Wendell, NC 27591** Off Market / Public Record	Single Family	–/2	1,626	0.44 acres 1986	– – days	– $198/sq ft	10/22/2026 Notice of Foreclosure Sale
8	 **152 Skipwith Dr** **Wendell, NC 27591** Off Market / Public Record	Single Family	–/4	3,935	2.22 acres 1995	– – days	– $189/sq ft	10/16/2026 Notice of Foreclosure Sale
9	 **5808 Riley Hill Rd** **Wendell, NC 27591** Off Market / Public Record	Single Family	–/2	2,518	1.16 acres 1973	– – days	– $171/sq ft	9/30/2026 Notice of Foreclosure Sale
10	 **825 S Hollybrook Rd** **Wendell, NC 27591** Off Market / Public Record	Single Family	–/3	2,153	0.39 acres 2007	– – days	– $162/sq ft	9/18/2026 Notice of Foreclosure Sale

Copyright 2026 Realtors Property Resource® LLC. All Rights Reserved.
Information is not guaranteed. Equal Housing Opportunity.

Wendell, NC 27591

Summary

For Lease Activity in the Last 3 Months

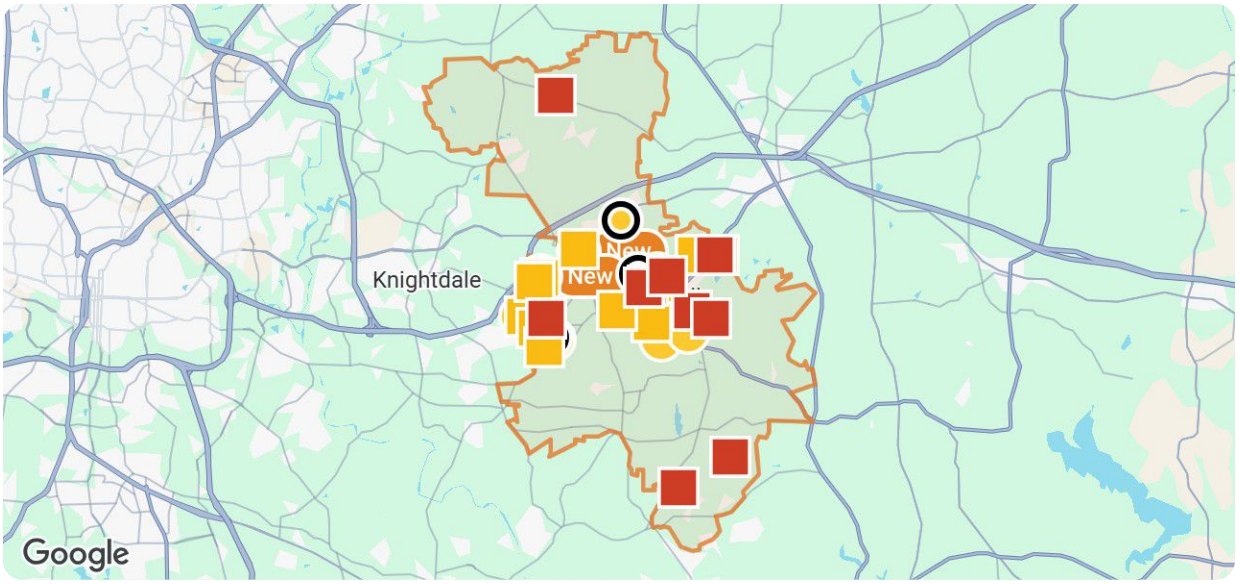

Legend

- For Lease
- For Lease Pending
- Distressed
- Recently Leased

	New	Pending	Closed	Distressed
Number of Properties	10	2	10	10
Lowest Listing Price / Est.Value	$1,250	$1,600	$1,695	$180,000
Median Listing Price / Est.Value	$1,998	$1,925	$2,147	$335,600
Highest Listing Price / Est.Value	$3,295	$2,250	$2,500	$742,000
Average Price / sqft	$1	$1	$1	$163
Median Price / sqft	$1	$1	$1	$166
Average Days in RPR	10	52	52	–
Median Days in RPR	10	52	27	–
Total Volume	$20,176	$3,850	$21,174	$3,511,478
Source	Listings	Listings	Public Records & Listings	Public Records & Listings

Copyright 2026 Realtors Property Resource® LLC. All Rights Reserved.
Information is not guaranteed. Equal Housing Opportunity.

Wendell, NC 27591

Market Activity Breakdown

New

Source: Listings

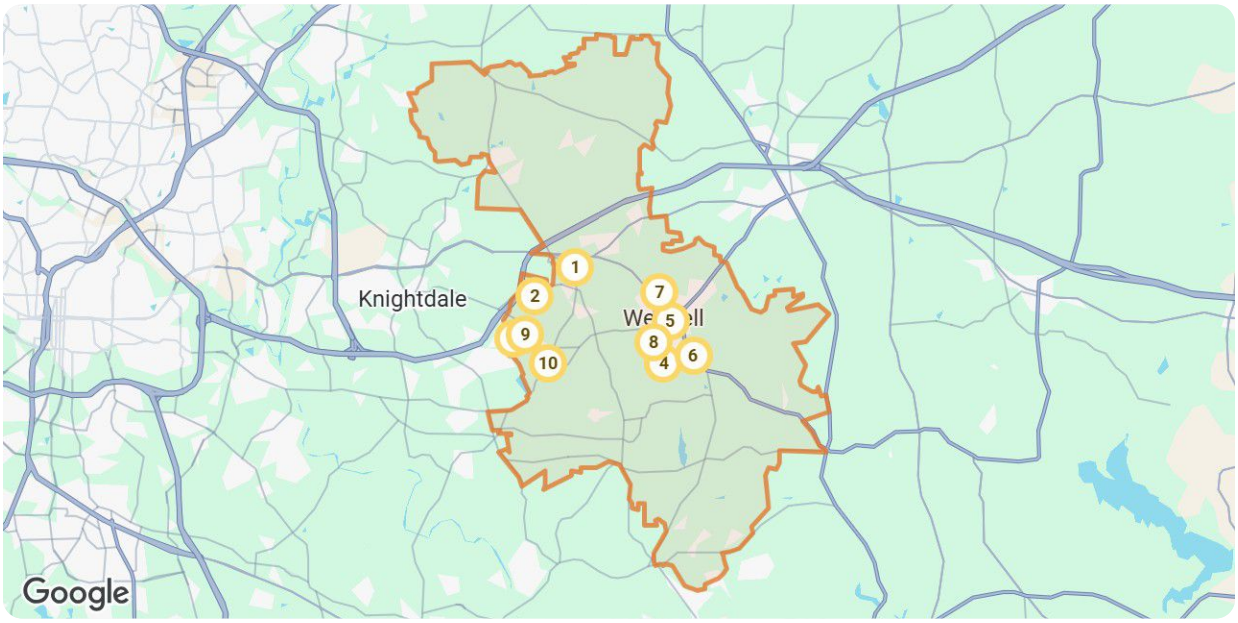

Legend

Active For Lease

New: 10 properties	Property Type	Beds / Baths	Living Area (sq ft)	Lot Size	Year Built	List Date / Days in RPR	List Price / $ Per Sq Ft
1  **517 Big Spring Rd, #1br Cott** **Wendell, NC 27591** MLS ID: 10204248 Active / For Lease *Courtesy of The Apartment Brothers LLC*	Condo/Townhouse/Apt.	1/1	728	–	2026	11/20/2026 2 days	$1,399 mo. $2/sq ft
2  **517 Big Spring Rd, #2br Stac** **Wendell, NC 27591** MLS ID: 10204252 Active / For Lease *Courtesy of The Apartment Brothers LLC*	Condo/Townhouse/Apt.	2/2	1,053	–	2026	11/20/2026 2 days	$1,824 mo. $2/sq ft
3  **517 Big Spring Rd, #3br Town** **Wendell, NC 27591** MLS ID: 10204256 Active / For Lease *Courtesy of The Apartment Brothers LLC*	Condo/Townhouse/Apt.	3/3	1,510	–	2026	11/20/2026 2 days	$2,349 mo. $2/sq ft
4  **130 Harris St** **Wendell, NC 27591** MLS ID: 10204013 Active / For Lease *Courtesy of Commission Realty, LLC*	Single Family	4/2	2,226	0.92 acres	1948	11/19/2026 3 days	$2,150 mo. $1/sq ft
5  **745 Mill Station Ln** **Wendell, NC 27591** MLS ID: 10203556 Active / For Lease *Courtesy of MMVG Triangle Group LLC*	Single Family	3/2	6,098	6,098 sqft	2020	11/15/2026 7 days	$2,100 mo. –/sq ft

Copyright 2026 Realtors Property Resource® LLC. All Rights Reserved.
Information is not guaranteed. Equal Housing Opportunity.

Wendell, NC 27591

New: 10 properties	Property Type	Beds / Baths	Living Area (sq ft)	Lot Size	Year Built	List Date / Days in RPR	List Price / $ Per Sq Ft
6  **917 Sculptor St** **Wendell, NC 27591** MLS ID: 10202641 Active / For Lease *Courtesy of Red Door Company*	Condo/Townhouse/Apt.	3/3	–	1,742 sqft	2026	11/10/2026 12 days	$1,895 mo. –/sq ft
7  **2343 Whitewing Ln** **Wendell, NC 27591** MLS ID: 10202771 Active / For Lease *Courtesy of Northside Realty Inc.*	Condo/Townhouse/Apt.	3/3	1,706	3,920 sqft	2024	11/10/2026 12 days	$2,100 mo. $1/sq ft
8  **1189 Cottonsprings Dr** **Wendell, NC 27591** MLS ID: 10201998 Active / For Lease *Courtesy of Apex Legacy Property Managemen*	Condo/Townhouse/Apt.	3/4	2,492	3,920 sqft	2022	11/4/2026 18 days	$3,295 mo. $1/sq ft
9  **818 Lusterleaf Pl** **Wendell, NC 27591** MLS ID: 10201432 Active / For Lease *Courtesy of TAH North Carolina LLC*	Single Family	3/2	1,034	0.32 acres	2000	11/3/2026 19 days	$1,814 mo. $2/sq ft
10  **210 S Hollybrook Rd, Apt 4** **Wendell, NC 27591** MLS ID: 10201284 Active / For Lease *Courtesy of Ammons Pittman Property Manage*	Condo/Townhouse/Apt.	2/2	904	871 sqft	1986	11/2/2026 20 days	$1,250 mo. $1/sq ft

Pending

Source: Listings

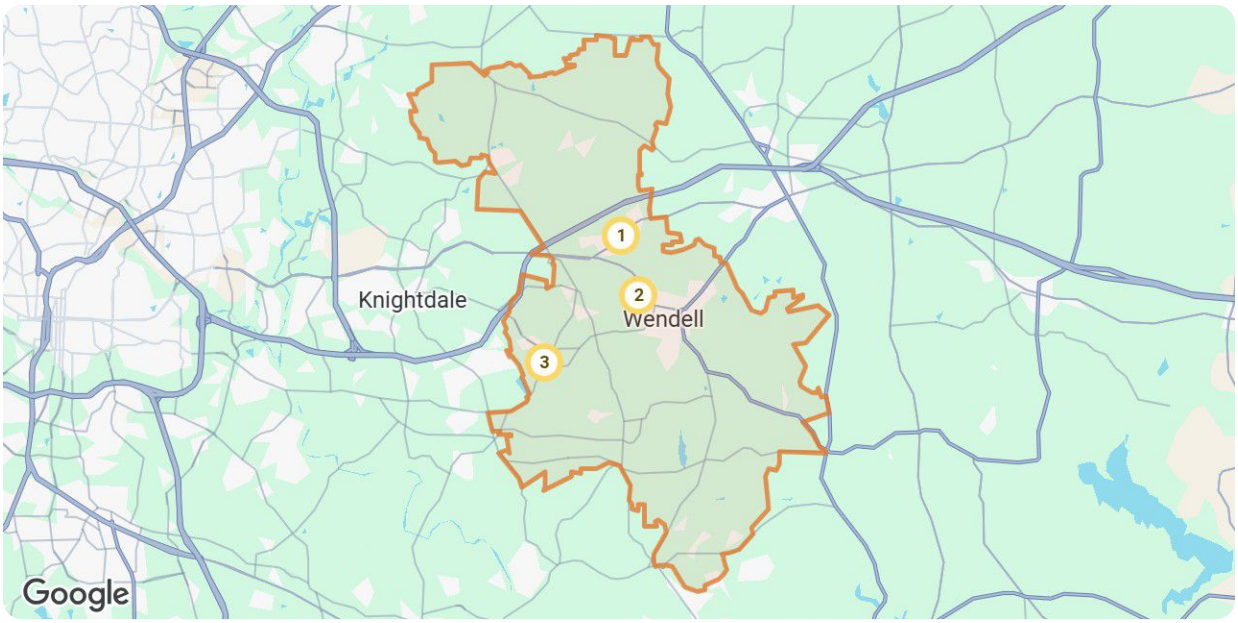

Legend

Active For Lease

Copyright 2026 Realtors Property Resource® LLC. All Rights Reserved.
Information is not guaranteed. Equal Housing Opportunity.

Wendell, NC 27591

Pending: 2 properties	Property Type	Beds / Baths	Living Area (sq ft)	Lot Size / Year Built	List Date	List Price / $ Per Sq Ft	Pending Date / Days in RPR
1  **629 Matthiola Dr** **Wendell, NC 27591** MLS ID: 10201193 Pending / For Lease *Courtesy of Bev Roberts Rentals*	Single Family	2/2	1,156	7,405 sqft 2024	10/31/2026	$1,600 mo. $1/sq ft	11/13/2026 13 days
2  **1637 Tunnel St** **Wendell, NC 27591** MLS ID: 10176134 Pending / For Lease *Courtesy of Viking Property Group*	Single Family	4/3	2,234	6,534 sqft 2018	6/24/2026	$2,250 mo. $1/sq ft	9/22/2026 90 days

Closed

Source: Public Records and Listings

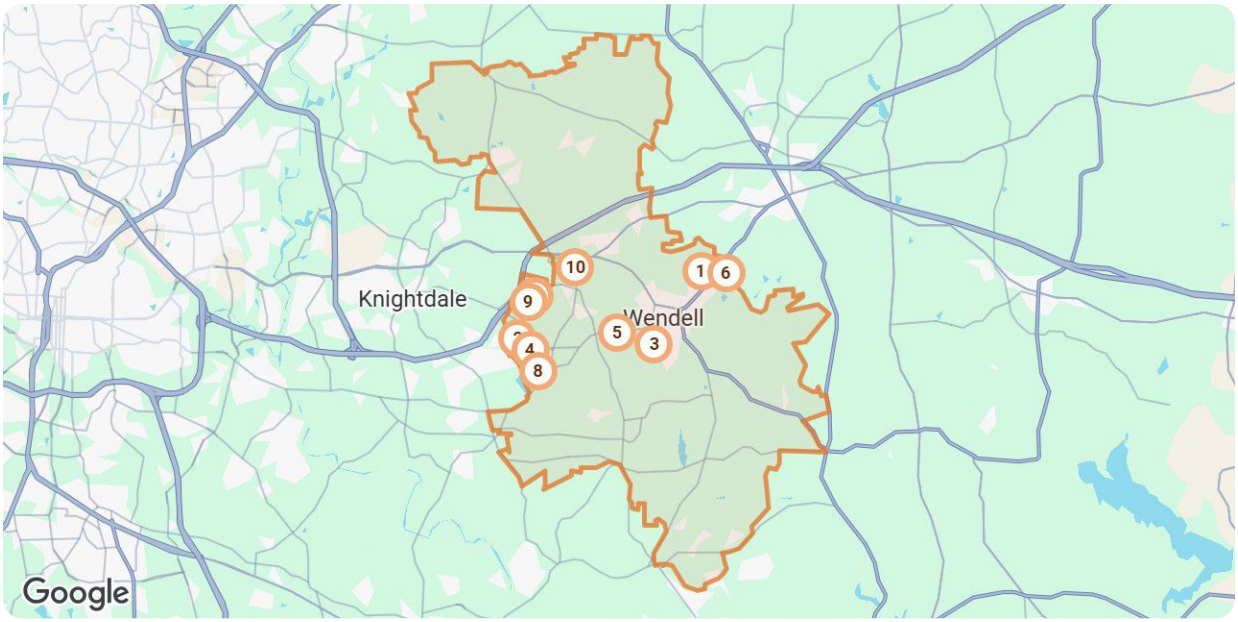

Legend

Closed

Closed: 10 properties	Property Type	Beds / Baths	Living Area (sq ft)	Lot Size / Year Built	Closed Date / Days in RPR	Closed Price / $ Per Sq Ft	List to Sold Price %
1  **30 Engelman Ct** **Wendell, NC 27591** MLS ID: 10203433 Closed / For Lease *Courtesy of Fox Rental Management Assoc.*	Single Family	3/3	1,751	0.53 acres 2021	11/21/2026 7 days	– $1/sq ft	–
2  **5644 Cayden Cove Dr** **Wendell, NC 27591** MLS ID: 10200701 Closed / For Lease *Courtesy of Oak City Properties*	Single Family	4/3	2,543	5,227 sqft 2025	11/20/2026 22 days	– $1/sq ft	–
3  **276 Douglas Falls Dr** **Wendell, NC 27591** MLS ID: 10198888 Closed / For Lease *Courtesy of Jackson Realty Group*	Condo/Townhouse/Apt.	3/3	1,651	2,178 sqft 2020	11/17/2026 32 days	– $1/sq ft	–

Copyright 2026 Realtors Property Resource® LLC. All Rights Reserved.
Information is not guaranteed. Equal Housing Opportunity.

Wendell, NC 27591

	Closed: 10 properties	Property Type	Beds / Baths	Living Area (sq ft)	Lot Size / Year Built	Closed Date / Days in RPR	Closed Price / $ Per Sq Ft	List to Sold Price %
4	 **460 La Maison Ave** **Wendell, NC 27591** MLS ID: 10159636 Closed / For Lease *Courtesy of Block & Associates Realty*	Condo/Townhouse/Apt.	3/3	1,595	1,307 sqft 2024	11/3/2026 197 days	– $1/sq ft	–
5	 **1501 Rhodes Pond St** **Wendell, NC 27591** MLS ID: 10193042 Closed / For Lease *Courtesy of Apex Legacy Property Managemen*	Single Family	3/3	1,923	6,970 sqft 2023	10/29/2026 15 days	– $1/sq ft	–
6	 **2127 Big Falls Dr** **Wendell, NC 27591** MLS ID: 10196504 Closed / For Lease *Courtesy of Turnkey Residential LLC*	Condo/Townhouse/Apt.	4/4	2,561	2,178 sqft 2022	10/13/2026 8 days	– $1/sq ft	–
7	 **337 Sweetbay Tree Dr** **Wendell, NC 27591** MLS ID: 10193557 Closed / For Lease *Courtesy of Ammons Pittman Property Manage*	Condo/Townhouse/Apt.	3/3	1,714	2,178 sqft 2026	9/30/2026 12 days	– $1/sq ft	–
8	 **1813 Iron Mill Dr** **Wendell, NC 27591** MLS ID: 10186527 Closed / For Lease *Courtesy of Rent Homes NC LLC*	Single Family	3/3	2,115	7,405 sqft 2015	9/26/2026 43 days	– $1/sq ft	–
9	 **847 Parc Townes Dr** **Wendell, NC 27591** MLS ID: 10177343 Closed / For Lease *Courtesy of Fathom Realty NC*	Condo/Townhouse/Apt.	4/4	2,668	2,178 sqft 2024	9/25/2026 87 days	– $1/sq ft	–
10	 **745 Riguard Way** **Wendell, NC 27591** MLS ID: 10174011 Closed / For Lease *Courtesy of NEWS REALTY LLC*	Single Family	5/3	2,937	6,098 sqft 2023	9/23/2026 101 days	– $1/sq ft	–

Copyright 2026 Realtors Property Resource® LLC. All Rights Reserved.
Information is not guaranteed. Equal Housing Opportunity.

Wendell, NC 27591

Distressed

Source: Public Records and Listings

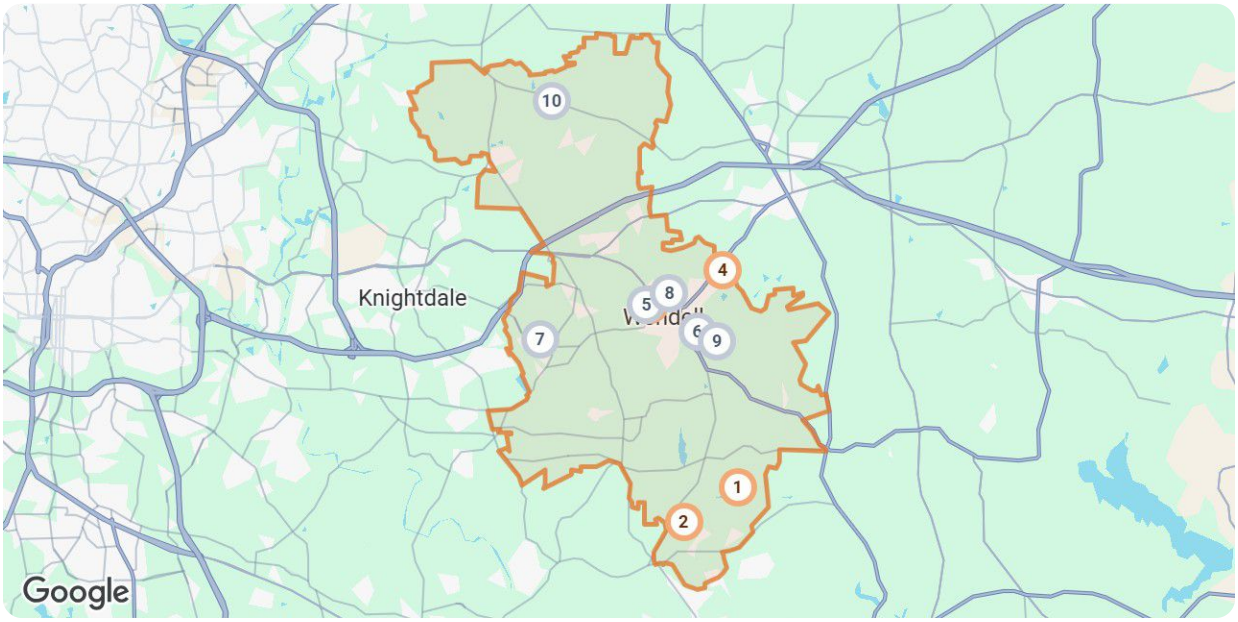

Legend

- Closed
- Off Market, Hold, Withdrawn, Expired, or Canceled

	Distressed: 10 properties	Property Type	Beds / Baths	Living Area (sq ft)	Lot Size / Year Built	List Date / Days in RPR	List Price / $ Per Sq Ft	Distressed Date / Type
1	 **6117 Applewhite Rd, #B** **Wendell, NC 27591** Closed / Public Record	Single Family	3/2	1,771	1 acre 1967	– – days	– $116/sq ft	10/27/2026 Notice of Foreclosure Sale
2	 **141 Tast Dr** **Wendell, NC 27591** Closed / Public Record	Single Family	3/2	1,502	0.92 acres 2000	– – days	– $213/sq ft	10/26/2026 Notice of Foreclosure Sale
3	 **233 Todd St** **Wendell, NC 27591** Closed / Public Record	Single Family	–/1	1,519	0.45 acres 1906	– – days	– $139/sq ft	10/7/2026 Sold Date: 10/7/2026
4	 **229 Short St** **Wendell, NC 27591** Off Market / Public Record	Single Family	–/2	1,840	0.34 acres 1948	– – days	– $118/sq ft	8/29/2026 Notice of Foreclosure Sale
5	 **1041 Country Pasture Cv** **Wendell, NC 27591** Off Market / Public Record	Single Family	–/3	2,424	7,405 sqft 2024	– – days	– $172/sq ft	10/22/2026 Notice of Foreclosure Sale
6	 **216 Stone River Dr** **Wendell, NC 27591** Off Market / Public Record	Single Family	–/2	1,827	5,227 sqft 2021	– – days	– $229/sq ft	10/23/2026 Notice of Foreclosure Sale
7	 **103 Nowell St** **Wendell, NC 27591** Off Market / Public Record	Single Family	–/2	1,626	0.44 acres 1986	– – days	– $198/sq ft	10/22/2026 Notice of Foreclosure Sale

Copyright 2026 Realtors Property Resource® LLC. All Rights Reserved.
Information is not guaranteed. Equal Housing Opportunity.

Wendell, NC 27591

	Distressed: 10 properties	Property Type	Beds / Baths	Living Area (sq ft)	Lot Size / Year Built	List Date / Days in RPR	List Price / $ Per Sq Ft	Distressed Date / Type
8	 **152 Skipwith Dr** **Wendell, NC 27591** Off Market / Public Record	Single Family	–/4	3,935	2.22 acres 1995	– – days	– $189/sq ft	10/16/2026 Notice of Foreclosure Sale
9	 **5808 Riley Hill Rd** **Wendell, NC 27591** Off Market / Public Record	Single Family	–/2	2,518	1.16 acres 1973	– – days	– $171/sq ft	9/30/2026 Notice of Foreclosure Sale
10	 **825 S Hollybrook Rd** **Wendell, NC 27591** Off Market / Public Record	Single Family	–/3	2,153	0.39 acres 2007	– – days	– $162/sq ft	9/18/2026 Notice of Foreclosure Sale

About RPR

- RPR® is the nation's largest property database, exclusively for REALTORS®. It empowers REALTORS® to help buyers and sellers make informed decisions, backed by a real estate database covering more than 160 million residential and commercial properties in the United States.
- RPR is a wholly owned subsidiary of the National Association of REALTORS® and a member benefit to REALTORS®.
- RPR's data sources range from MLSs and county-level tax and assessment offices, to the U.S. Census and FEMA, to specialty data set providers such as Esri (consumer data), Niche (school information) and Precisely (geographic boundaries).

Learn More

For more information about RPR, please visit RPR's public website: **https://blog.narrpr.com**

Copyright 2026 Realtors Property Resource® LLC. All Rights Reserved.
Information is not guaranteed. Equal Housing Opportunity.