Everett, Washington

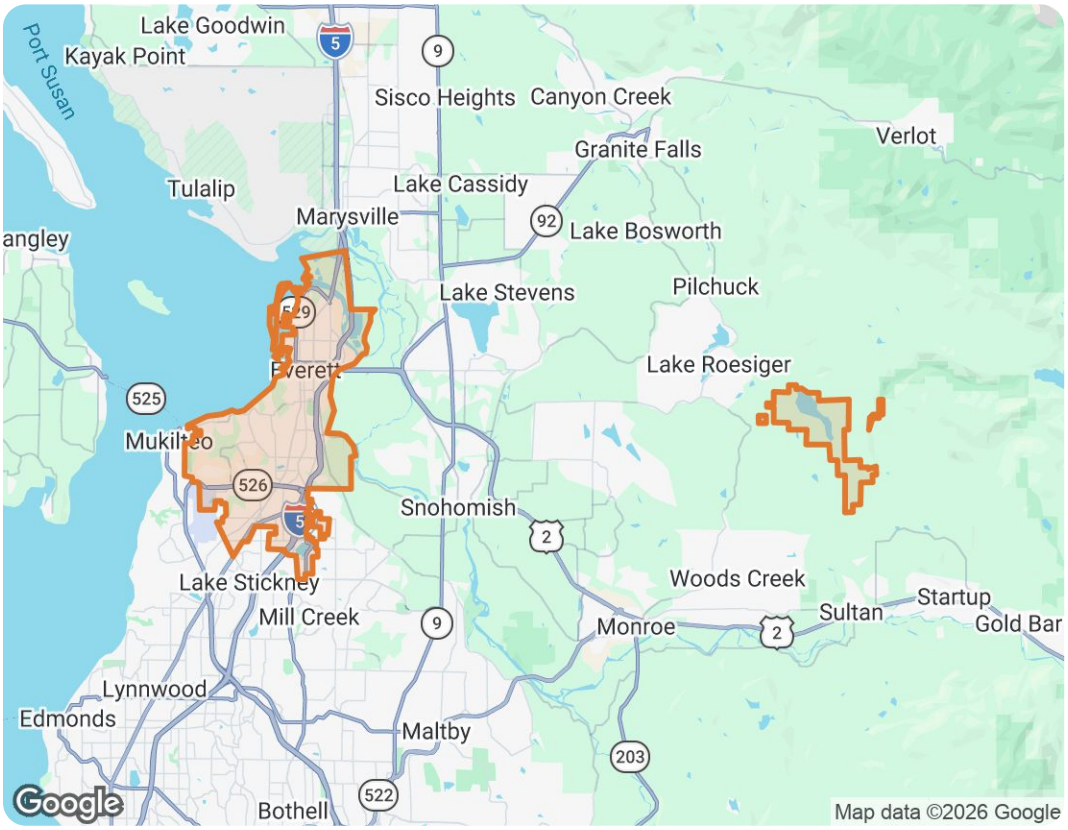

The biggest buyer rebates and lowest selling fees in real estate — without sacrificing full-service support, 7 days a week.

ShopProp Licensed CA, WA, HI, AZ, MI, TX, VA, CO

Office (888) 821-0556

team@shopprop.com

www.shopprop.com

ShopProp Inc.

Copyright 2026 Realtors Property Resource® LLC. All Rights Reserved.
Information is not guaranteed. Equal Housing Opportunity.

Everett, Washington

Shop|Prop

Market Trends

October 2026 Median Estimated Property Value

Single Family + Condo/Townhouse/Apt.

This graphic displays property estimates for a market area and a subject property, where one has been selected. Estimated property values are generated by a valuation model and are not formal appraisals.

Source: Public records, and MLS sources where licensed

Update Frequency: Monthly

Median Estimated Value	Last Month Change	12 Month Change
$667,140	-0.2%	-2.9%

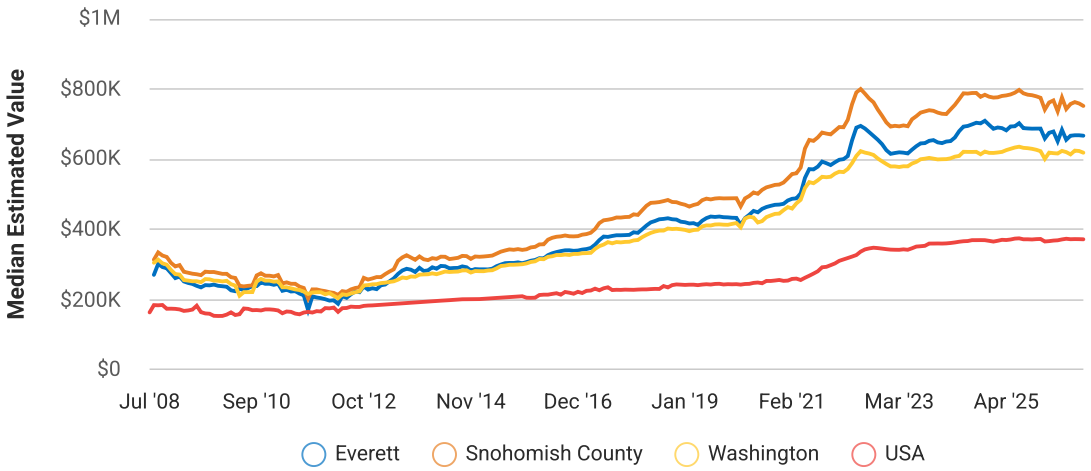

Total Sales and Active Listings in Everett, Washington

Single Family + Condo/Townhouse/Apt.

This graph compares the number of sales with the number of active listings in the local market.

Source: MLS data where licensed

Update Frequency: Monthly

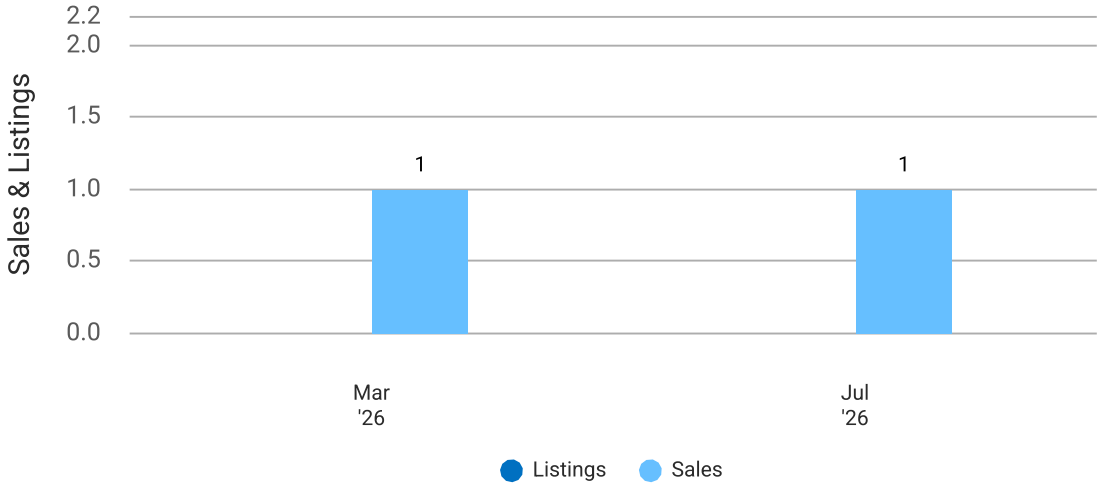

Copyright 2026 Realtors Property Resource® LLC. All Rights Reserved.
Information is not guaranteed. Equal Housing Opportunity.

Everett, Washington

Median Sold Price vs Sold Listings in Everett, Washington

Single Family + Condo/Townhouse/Apt.

This chart compares the trend of median sold price and number of sold listings for the given location.

Source: Listing Data

Update Frequency: Monthly



Market Snapshot

Value and Price Changes

	Current	Last Month	Last 3 Months	Last 12 Months	Last 24 Months	Last 36 Months
Median Est. Property Value Last Updated: 10/31/2026	$667,140	$668,380 -0.19%	$667,020 +0.02%	$687,220 -2.92%	$702,330 -5.01%	$652,540 +2.24%

About this Data: Because some brokerages may choose not to include their MLS listing content within the RPR platform, the analysis contained in this report may not have been created using all the available listing data within this geographical market.
Median estimated property values are generated by a valuation model and are not formal appraisals. Valuations are based on public records and MLS data where licensed. The Metrics displayed here reflect **All Residential Single Family, Condo, Townhouse and Apartment properties** data.

Market Activity

Market Activity Filters

Sort Order: Date
Maximum Properties Per Change Type: 10
Change Types: New Listings, Pending, Closed, Distressed
Property Types: Single Family, Condo/Townhouse/Apt
Property Features: Sale Price: Any, Lease Price: Any, Beds: Any, Baths: Any, Living Area: Any, Lot Size (acre): Any, Year Built: Any

Copyright 2026 Realtors Property Resource® LLC. All Rights Reserved.
Information is not guaranteed. Equal Housing Opportunity.

Everett, Washington

Shop|Prop

Summary

For Sale Activity in the Last 3 Months

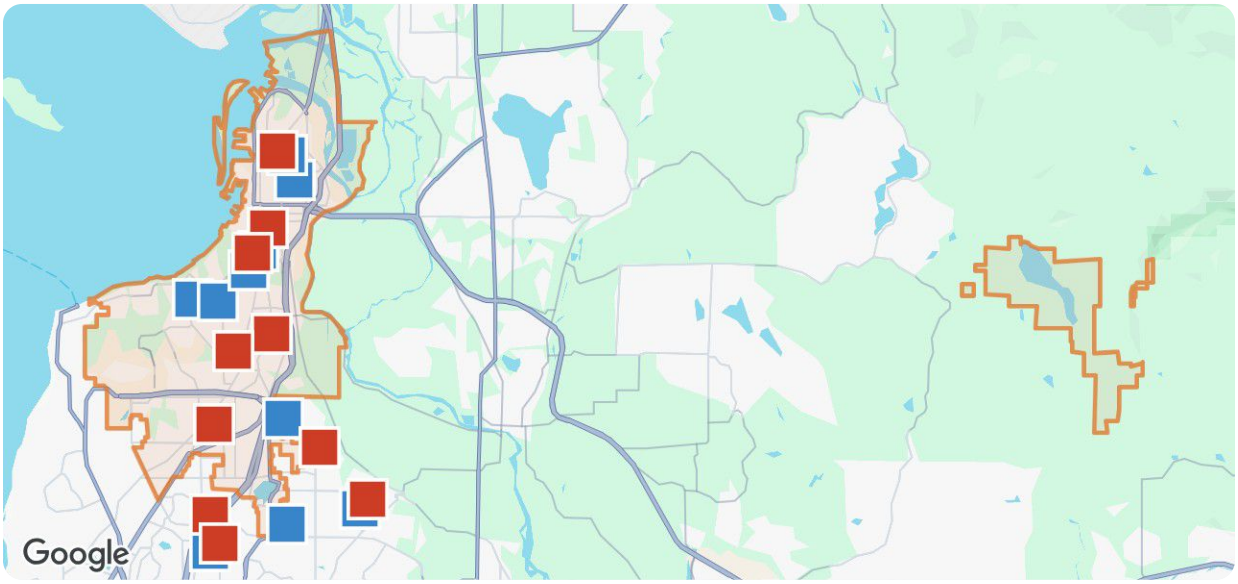

Legend

- Recently Closed
- Distressed

	Closed	Distressed
Number of Properties	10	10
Lowest Listing Price / Est.Value	$85,000	$337,970
Median Listing Price / Est.Value	$622,500	$487,410
Highest Listing Price / Est.Value	$1,520,000	$950,370
Average Price / sqft	$437	$449
Median Price / sqft	$403	$420
Average Days in RPR	–	–
Median Days in RPR	–	–
Total Volume	$5,785,300	$5,502,330
Source	Public Records & Listings	Public Records & Listings

Copyright 2026 Realtors Property Resource® LLC. All Rights Reserved.
Information is not guaranteed. Equal Housing Opportunity.

Everett, Washington

Market Activity Breakdown

Closed

Source: Public Records and Listings

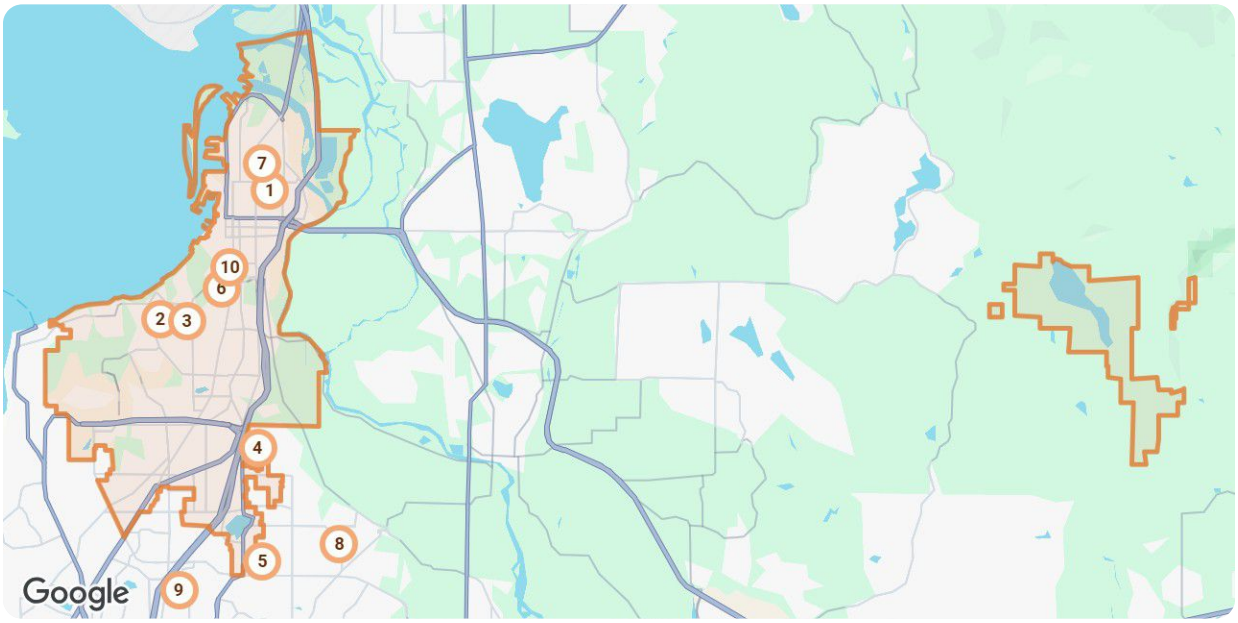

Legend

Closed

Closed: 10 properties	Property Type	Beds / Baths	Living Area (sq ft)	Lot Size / Year Built	Closed Date / Days in RPR	Closed Price / $ Per Sq Ft	List to Sold Price %
1  **5017 33rd Ave W** **Everett, WA 98203** Closed / Public Record	Single Family	4/3	2,055	0.3 acres 1975	11/10/2026 – days	$1,520,000 $713/sq ft	–
2  **6222 Beverly Blvd** **Everett, WA 98203** Closed / Public Record	Single Family	4/1	1,406	– 1928	11/10/2026 – days	$340,000 $392/sq ft	–
3  **3303 Wave Dr** **Everett, WA 98203** Closed / Public Record	Single Family	3/2	1,205	7,841 sqft 1964	11/10/2026 – days	$690,000 $632/sq ft	–
4  **7414 Highland Dr** **Everett, WA 98203** Closed / Public Record	Single Family	3/1	1,128	0.25 acres 1955	11/9/2026 – days	$680,000 $434/sq ft	–
5  **9917 Holly Dr, Apt B301** **Everett, WA 98204** Closed / Public Record	Condo/Townhouse/Apt.	2/2	1,057	– 1987	11/9/2026 – days	$215,300 $277/sq ft	–
6  **1823 Maple St** **Everett, WA 98201** Closed / Public Record	Single Family	2/1	744	6,098 sqft 1942	11/9/2026 – days	$300,000 $605/sq ft	–

Copyright 2026 Realtors Property Resource® LLC. All Rights Reserved.
Information is not guaranteed. Equal Housing Opportunity.

Everett, Washington

Shop|Prop

Closed: 10 properties	Property Type	Beds / Baths	Living Area (sq ft)	Lot Size / Year Built	Closed Date / Days in RPR	Closed Price / $ Per Sq Ft	List to Sold Price %
7  **2309 Mcdougall Ave** **Everett, WA 98201** Closed / Public Record	Single Family	4/3	1,735	6,098 sqft 1919	11/9/2026 – days	$605,000 $340/sq ft	–
8  **6420 Wetmore Ave** **Everett, WA 98203** Closed / Public Record	Condo/Townhouse/Apt.	–/–	–	0.26 acres –	11/9/2026 – days	$85,000 –/sq ft	–
9  **2318 Baker Ave** **Everett, WA 98201** Closed / Public Record	Single Family	4/2	1,993	6,098 sqft 1920	11/6/2026 – days	$710,000 $379/sq ft	–
10  **7403 Beverly Blvd** **Everett, WA 98203** Closed / Public Record	Single Family	6/3	1,380	10,019 sqft 1925	11/6/2026 – days	$640,000 $356/sq ft	–

Distressed

Source: Public Records and Listings

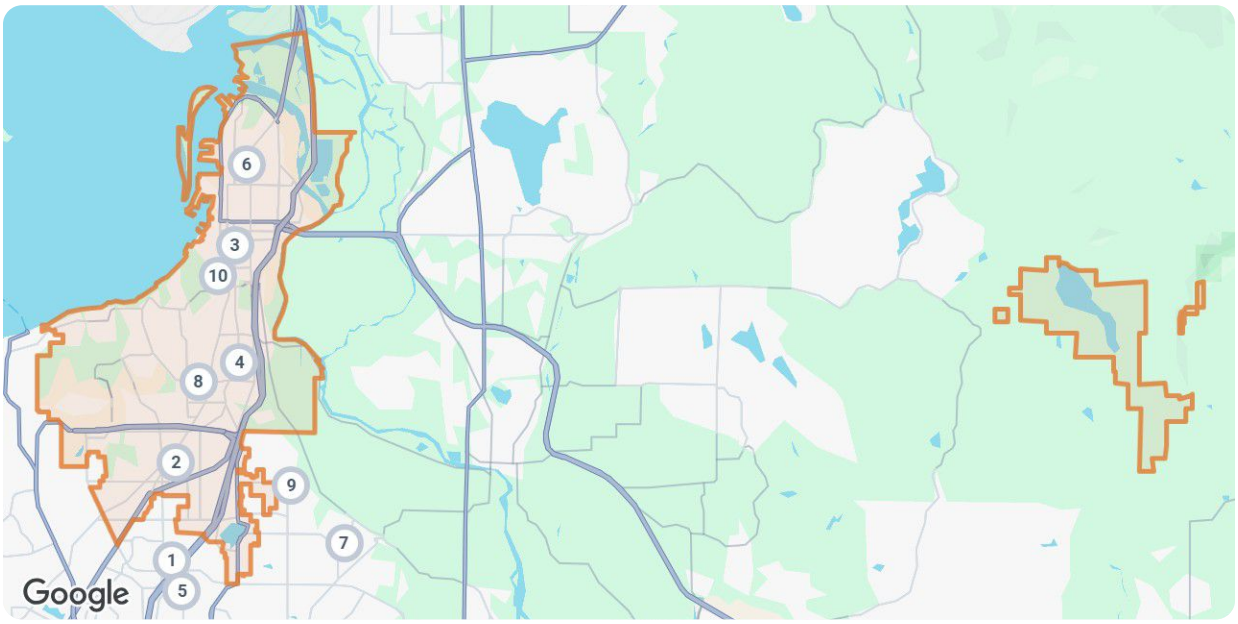

Legend

Off Market, Hold, Withdrawn, Expired, or Canceled

Distressed: 10 properties	Property Type	Beds / Baths	Living Area (sq ft)	Lot Size / Year Built	List Date / Days in RPR	List Price / $ Per Sq Ft	Distressed Date / Type
1  **1618 Rainier Ave** **Everett, WA 98201** Off Market / Public Record	Single Family	3/1	990	3,485 sqft 1910	– – days	– $415/sq ft	10/21/2026 Notice of Foreclosure Sale
2  **120 124th St SW, Apt H5** **Everett, WA 98204** Off Market / Public Record	Condo/Townhouse/Apt.	2/2	1,148	– 1979	– – days	– $294/sq ft	9/4/2026 Notice of Foreclosure Sale

Copyright 2026 Realtors Property Resource® LLC. All Rights Reserved.
Information is not guaranteed. Equal Housing Opportunity.

Everett, Washington

Shop|Prop

	Distressed: 10 properties	Property Type	Beds / Baths	Living Area (sq ft)	Lot Size / Year Built	List Date / Days in RPR	List Price / $ Per Sq Ft	Distressed Date / Type
3	 **3116 12th St** **Everett, WA 98201** Off Market / Public Record	Single Family	4/3	888	4,792 sqft 2002	– – days	– $577/sq ft	9/22/2026 Notice of Foreclosure Sale
4	 **11121 7th Pl W, #D** **Everett, WA 98204** Off Market / Public Record	Condo/Townhouse/Apt.	2/2	827	– 2007	– – days	– $425/sq ft	11/3/2026 Notice of Foreclosure Sale
5	 **1414 Lombard Ave** **Everett, WA 98201** Off Market / Public Record	Single Family	2/1	1,164	6,098 sqft 1939	– – days	– $515/sq ft	9/3/2026 Notice of Foreclosure Sale
6	 **613 101st Pl SE, #A** **Everett, WA 98208** Off Market / Public Record	Condo/Townhouse/Apt.	2/4	1,273	– 1996	– – days	– $364/sq ft	10/28/2026 Notice of Foreclosure Sale
7	 **3614 100th St SE** **Everett, WA 98208** Off Market / Public Record	Single Family	3/3	2,777	0.41 acres 1985	– – days	– $342/sq ft	8/31/2026 Notice of Foreclosure Sale
8	 **12421 31st Ave W** **Everett, WA 98204** Off Market / Public Record	Condo/Townhouse/Apt.	4/4	2,523	– 2020	– – days	– $353/sq ft	10/22/2026 Notice of Foreclosure Sale
9	 **4962 Vista Pl** **Everett, WA 98203** Off Market / Public Record	Single Family	3/2	936	6,970 sqft 1954	– – days	– $616/sq ft	10/22/2026 Notice of Trustee Sale
10	 **1812 23rd St** **Everett, WA 98201** Off Market / Public Record	Single Family	2/1	700	2,178 sqft 1949	– – days	– $585/sq ft	11/9/2026 Notice of Foreclosure Sale

Copyright 2026 Realtors Property Resource® LLC. All Rights Reserved.
Information is not guaranteed. Equal Housing Opportunity.

Everett, Washington

Shop|Prop

Summary

For Lease Activity in the Last 3 Months

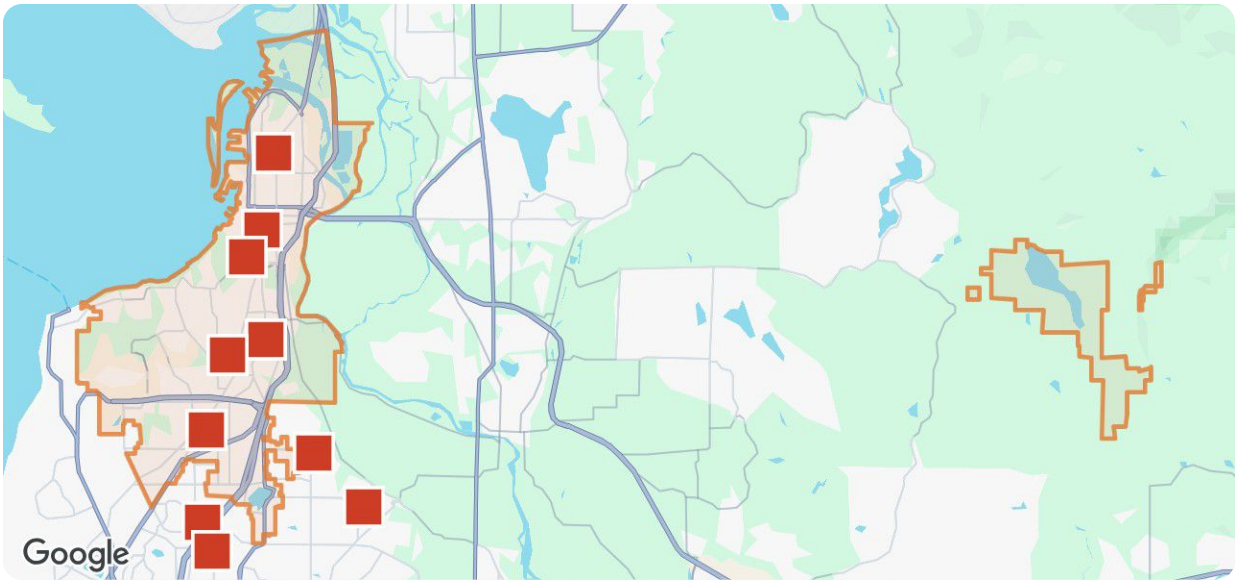

Legend

Distressed

	Distressed
Number of Properties	10
Lowest Listing Price / Est.Value	$337,970
Median Listing Price / Est.Value	$487,410
Highest Listing Price / Est.Value	$950,370
Average Price / sqft	$449
Median Price / sqft	$420
Average Days in RPR	–
Median Days in RPR	–
Total Volume	$5,502,330

Source: Public Records & Listings

Copyright 2026 Realtors Property Resource® LLC. All Rights Reserved.
Information is not guaranteed. Equal Housing Opportunity.

Everett, Washington

Shop|Prop

Market Activity Breakdown

Distressed

Source: Public Records and Listings

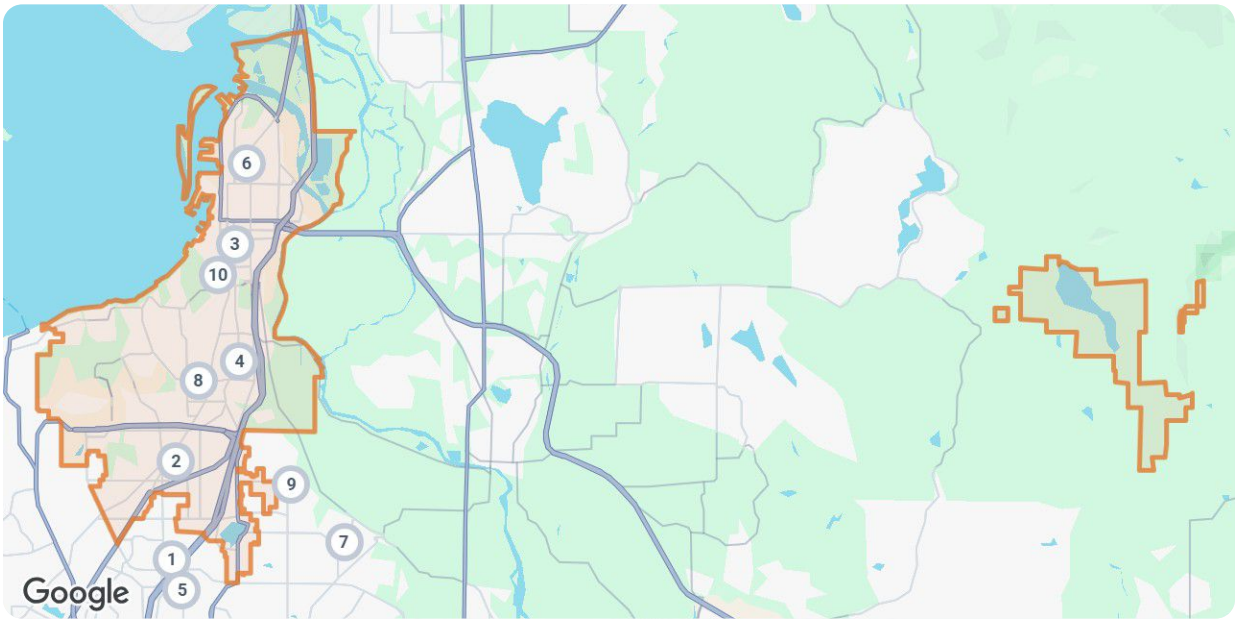

Legend

Off Market, Hold, Withdrawn, Expired, or Canceled

	Distressed: 10 properties	Property Type	Beds / Baths	Living Area (sq ft)	Lot Size / Year Built	List Date / Days in RPR	List Price / $ Per Sq Ft	Distressed Date / Type
1	 **1618 Rainier Ave** **Everett, WA 98201** Off Market / Public Record	Single Family	3/1	990	3,485 sqft 1910	– – days	– $415/sq ft	10/21/2026 Notice of Foreclosure Sale
2	 **120 124th St SW, Apt H5** **Everett, WA 98204** Off Market / Public Record	Condo/Townhouse/Apt.	2/2	1,148	– 1979	– – days	– $294/sq ft	9/4/2026 Notice of Foreclosure Sale
3	 **3116 12th St** **Everett, WA 98201** Off Market / Public Record	Single Family	4/3	888	4,792 sqft 2002	– – days	– $577/sq ft	9/22/2026 Notice of Foreclosure Sale
4	 **11121 7th Pl W, #D** **Everett, WA 98204** Off Market / Public Record	Condo/Townhouse/Apt.	2/2	827	– 2007	– – days	– $425/sq ft	11/3/2026 Notice of Foreclosure Sale
5	 **1414 Lombard Ave** **Everett, WA 98201** Off Market / Public Record	Single Family	2/1	1,164	6,098 sqft 1939	– – days	– $515/sq ft	9/3/2026 Notice of Foreclosure Sale
6	 **613 101st Pl SE, #A** **Everett, WA 98208** Off Market / Public Record	Condo/Townhouse/Apt.	2/4	1,273	– 1996	– – days	– $364/sq ft	10/28/2026 Notice of Foreclosure Sale

Copyright 2026 Realtors Property Resource® LLC. All Rights Reserved.
Information is not guaranteed. Equal Housing Opportunity.

Everett, Washington

ShopProp

	Distressed: 10 properties	Property Type	Beds / Baths	Living Area (sq ft)	Lot Size / Year Built	List Date / Days in RPR	List Price / $ Per Sq Ft	Distressed Date / Type
7	 **3614 100th St SE** **Everett, WA 98208** Off Market / Public Record	Single Family	3/3	2,777	0.41 acres 1985	– – days	– $342/sq ft	8/31/2026 Notice of Foreclosure Sale
8	 **12421 31st Ave W** **Everett, WA 98204** Off Market / Public Record	Condo/Townhouse/Apt.	4/4	2,523	– 2020	– – days	– $353/sq ft	10/22/2026 Notice of Foreclosure Sale
9	 **4962 Vista Pl** **Everett, WA 98203** Off Market / Public Record	Single Family	3/2	936	6,970 sqft 1954	– – days	– $616/sq ft	10/22/2026 Notice of Trustee Sale
10	 **1812 23rd St** **Everett, WA 98201** Off Market / Public Record	Single Family	2/1	700	2,178 sqft 1949	– – days	– $585/sq ft	11/9/2026 Notice of Foreclosure Sale

About RPR

- RPR® is the nation's largest property database, exclusively for REALTORS®. It empowers REALTORS® to help buyers and sellers make informed decisions, backed by a real estate database covering more than 160 million residential and commercial properties in the United States.
- RPR is a wholly owned subsidiary of the National Association of REALTORS® and a member benefit to REALTORS®.
- RPR's data sources range from MLSs and county-level tax and assessment offices, to the U.S. Census and FEMA, to specialty data set providers such as Esri (consumer data), Niche (school information) and Precisely (geographic boundaries).

Learn More

For more information about RPR, please visit RPR's public website: **https://blog.narrpr.com**

NATIONAL ASSOCIATION OF REALTORS® | RPR®

Copyright 2026 Realtors Property Resource® LLC. All Rights Reserved.
Information is not guaranteed. Equal Housing Opportunity.