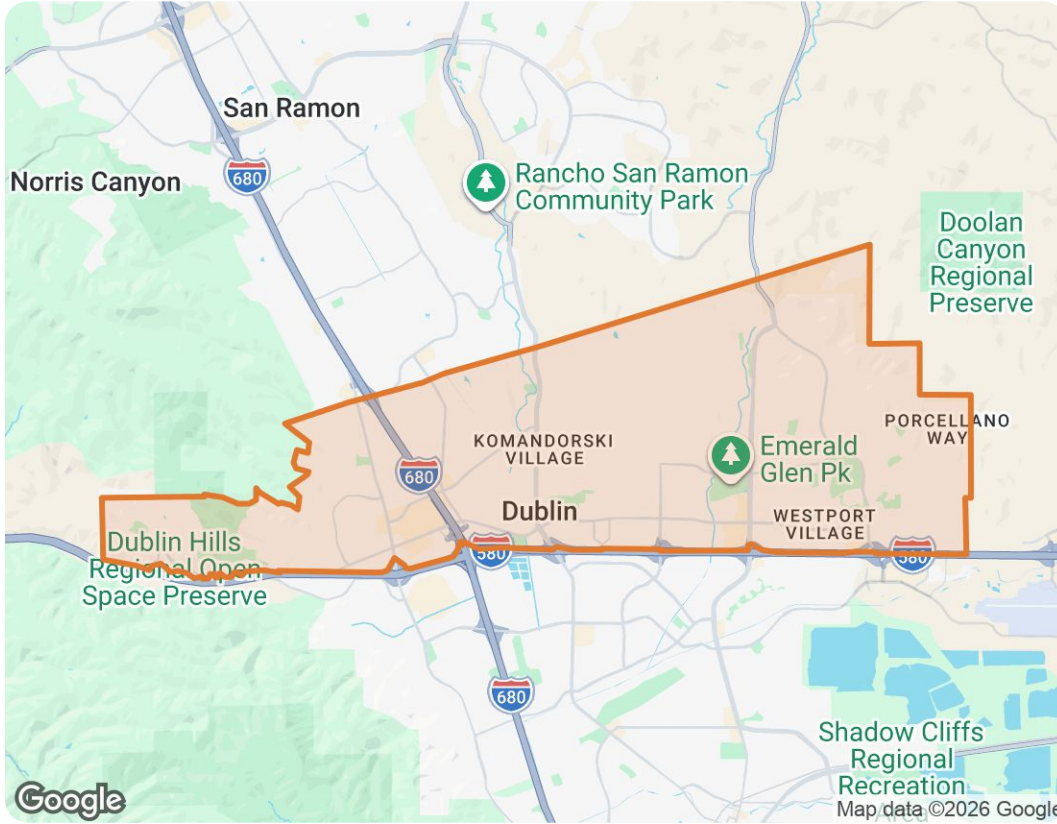


Dublin, California



The biggest buyer rebates and lowest selling fees in real estate – without sacrificing full-service support, 7 days a week.

ShopProp Licensed CA, WA, HI, AZ, MI, TX, VA, CO

📞 Office (888) 821-0556

✉️ team@shopprop.com

🌐 www.shopprop.com

Shop|Prop

ShopProp Inc.

Market Trends

Market Trends for Dublin, California

Single Family + Condo/Townhouse/Apt.

May 2026

Market Type

**Seller's
Market**

Balanced
Market

Buyer's
Market

Key Details

<p>Months of Inventory</p> <p>3.62</p> <p>↓ 5.48% MoM</p>	<p>Sold to List Price %</p> <p>99.2%</p> <p>↓ 0.84% MoM</p>	<p>Median Days in RPR</p> <p>17</p> <p>↑ 54.55% MoM</p>	<p>Median Sold Price</p> <p>\$1,328,000</p> <p>↑ 6.33% MoM</p>
--	--	--	---

May 2026 Median Estimated Property Value

Single Family + Condo/Townhouse/Apt.

This graphic displays property estimates for a market area and a subject property, where one has been selected. Estimated property values are generated by a valuation model and are not formal appraisals.

Source: Public records, and MLS sources where licensed

Update Frequency: Monthly

Median Estimated Value

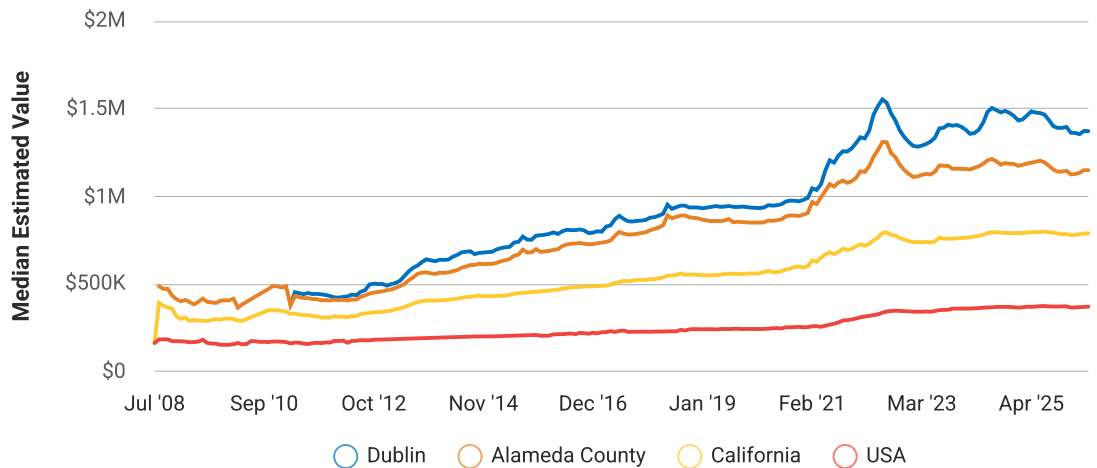
\$1,371,450

Last Month Change

-0.1%

12 Month Change

-7.2%



Dublin, California

May 2026 Active Listings

Dublin, California

Single Family + Condo/Townhouse/Apt.

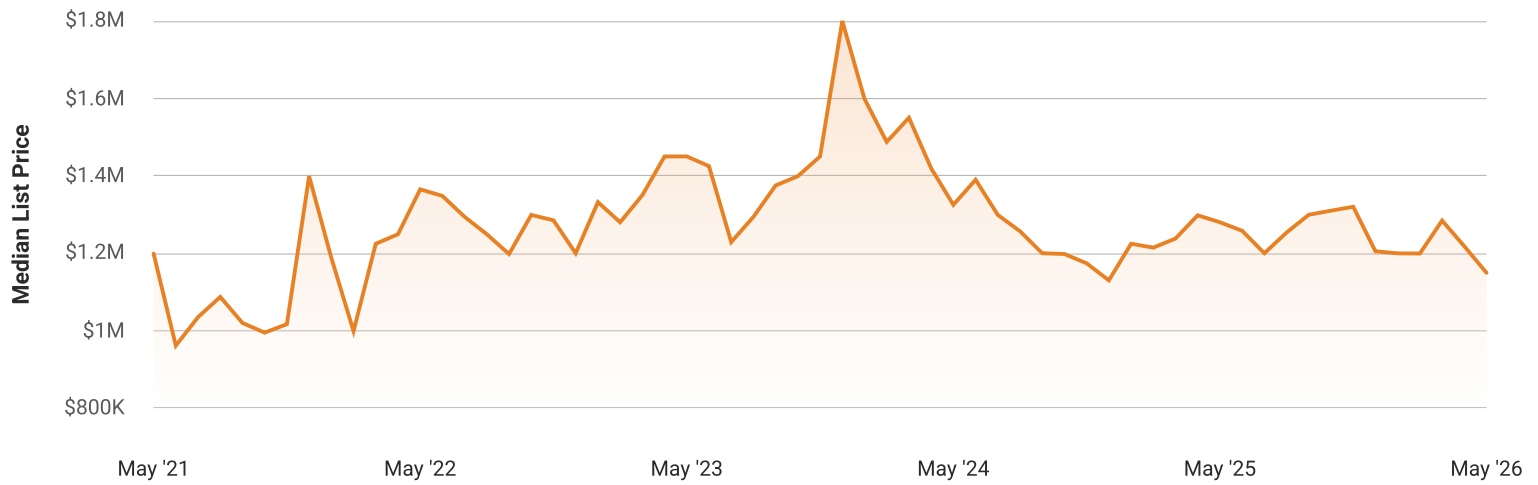
This graphic summarizes key statistics for properties that were in an active status on the last day of each month. RPR uses list date and a derived pending date to determine if the listing was active on the last day of the month. An end-of-month snapshot of active listings helps to understand inventory levels, price points and duration on the market.

Source: Listing sources

Update Frequency: Monthly

Median List Price - \$1,149,444

↓ 5.6% Month over Month



Dublin, California

May 2026 Sold Listings

Dublin, California

Single Family + Condo/Townhouse/Apt.

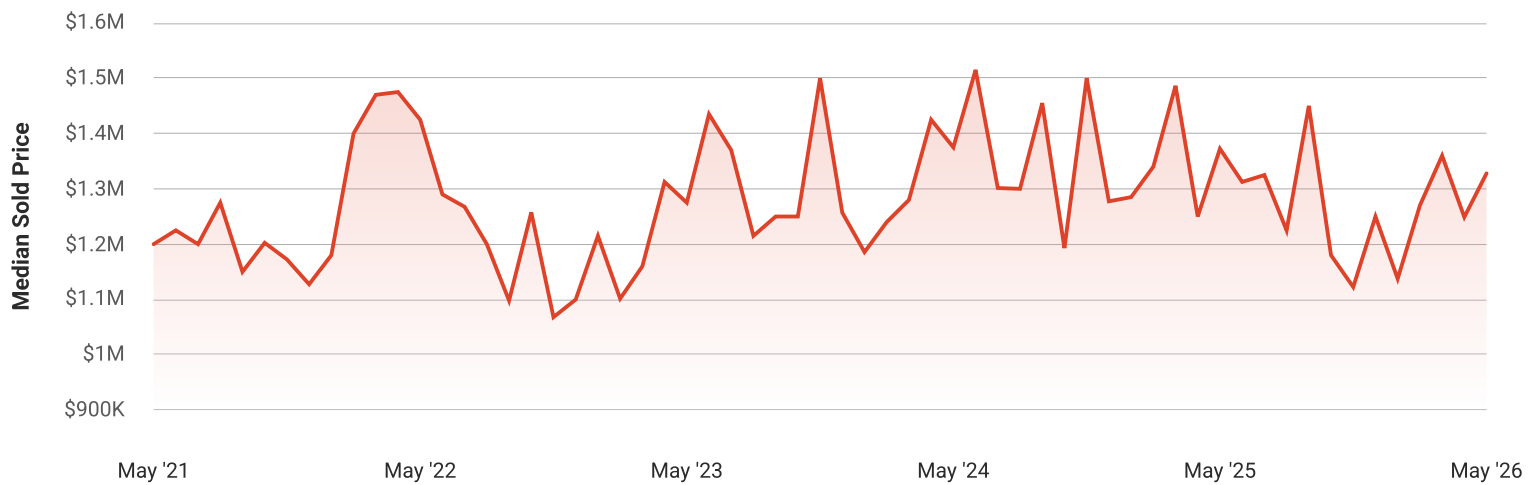
This graphic summarizes key statistics for properties that sold each month. RPR uses a derived sold date to determine when a property moved into a sold status within the given month. These statistics are important for understanding the price points on sold properties as well as the difference between the list price and sold price, which reveals whether buyers are paying over or under the asking price.

Source: Listing sources

Update Frequency: Monthly

Median Sold Price - \$1,328,000

↑ 6.3% Month over Month



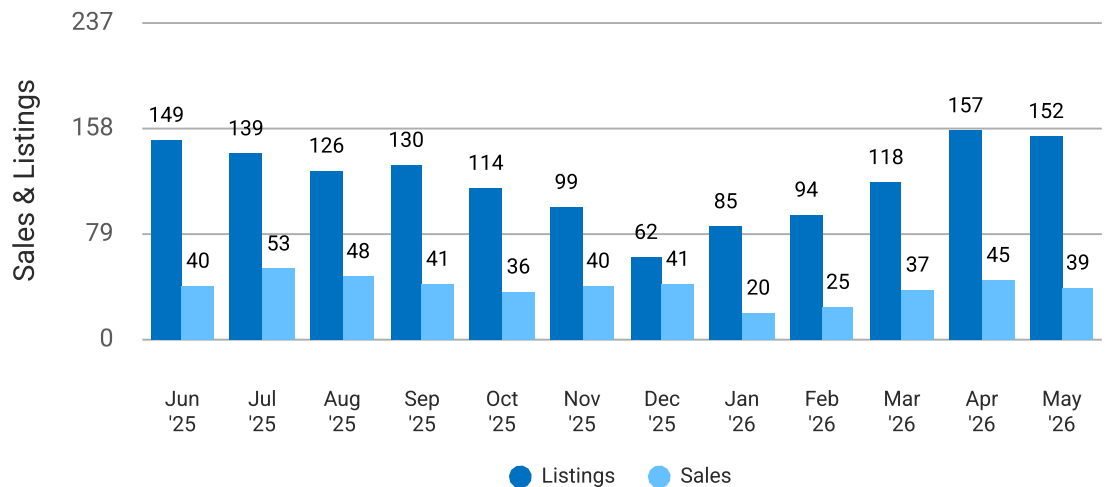
Total Sales and Active Listings in Dublin, California

Single Family + Condo/Townhouse/Apt.

This graph compares the number of sales with the number of active listings in the local market.

Source: MLS data where licensed

Update Frequency: Monthly



Dublin, California

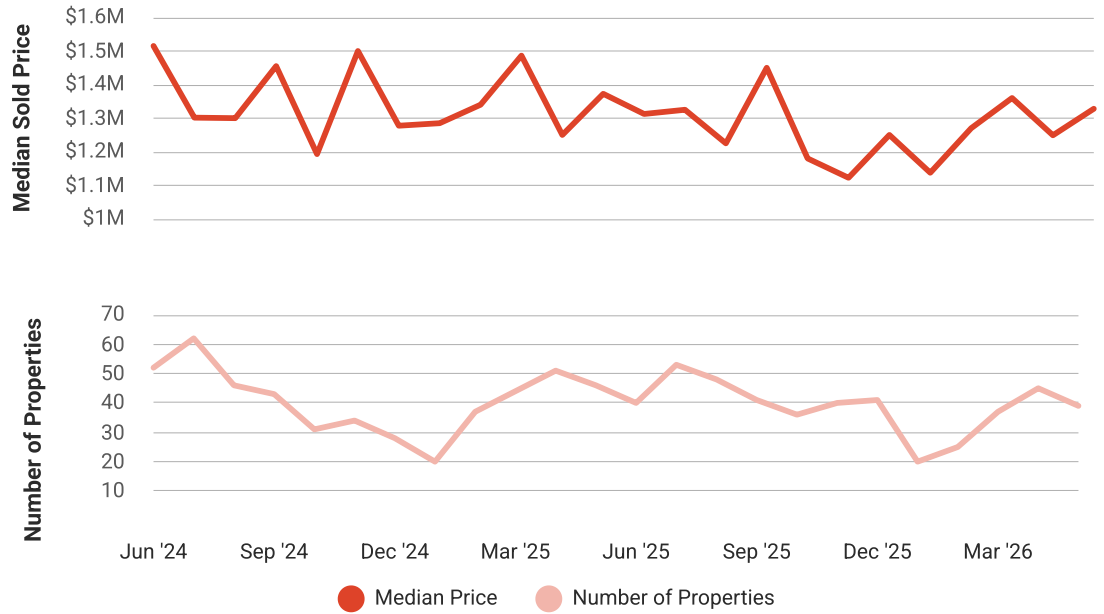
Median Sold Price vs Sold Listings in Dublin, California

Single Family + Condo/Townhouse/Apt.

This chart compares the trend of median sold price and number of sold listings for the given location.

Source: Listing Data

Update Frequency: Monthly



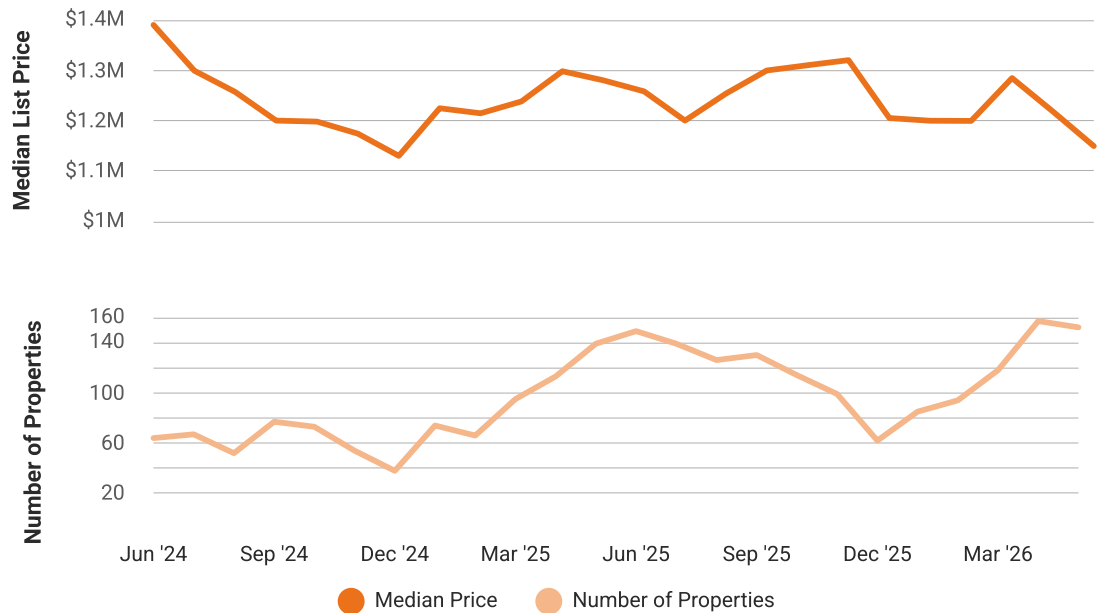
Median List Price vs Active Listings in Dublin, California

Single Family + Condo/Townhouse/Apt.

This chart compares the trend of median list price and number of active properties for the given location.

Source: Listing Data

Update Frequency: Monthly



Market Snapshot

Value and Price Changes

	Current	Last Month	Last 3 Months	Last 12 Months	Last 24 Months	Last 36 Months
Median Est. Property Value Last Updated: 5/31/2026	\$1,371,450	\$1,372,690 -0.09%	\$1,361,300 +0.75%	\$1,477,350 -7.17%	\$1,419,320 -3.37%	\$1,311,700 +4.56%
Median Sold Price Last Updated: 5/31/2026	\$1,328,000	\$1,249,000 +6.33%	\$1,270,000 +4.57%	\$1,372,538 -3.24%	\$1,375,000 -3.42%	\$1,275,000 +4.16%
Median List Price Last Updated: 5/31/2026	\$1,149,444	\$1,218,000 -5.63%	\$1,199,344 -4.16%	\$1,280,000 -10.2%	\$1,325,000 -13.25%	\$1,450,000 -20.73%

About this Data: Because some brokerages may choose not to include their MLS listing content within the RPR platform, the analysis contained in this report may not have been created using all the available listing data within this geographical market. Median estimated property values are generated by a valuation model and are not formal appraisals. Valuations are based on public records and MLS data where licensed. The Metrics displayed here reflect **All Residential Single Family, Condo, Townhouse and Apartment properties** data.

Market Activity

Market Activity Filters

Sort Order: Date

Maximum Properties Per Change Type: 10

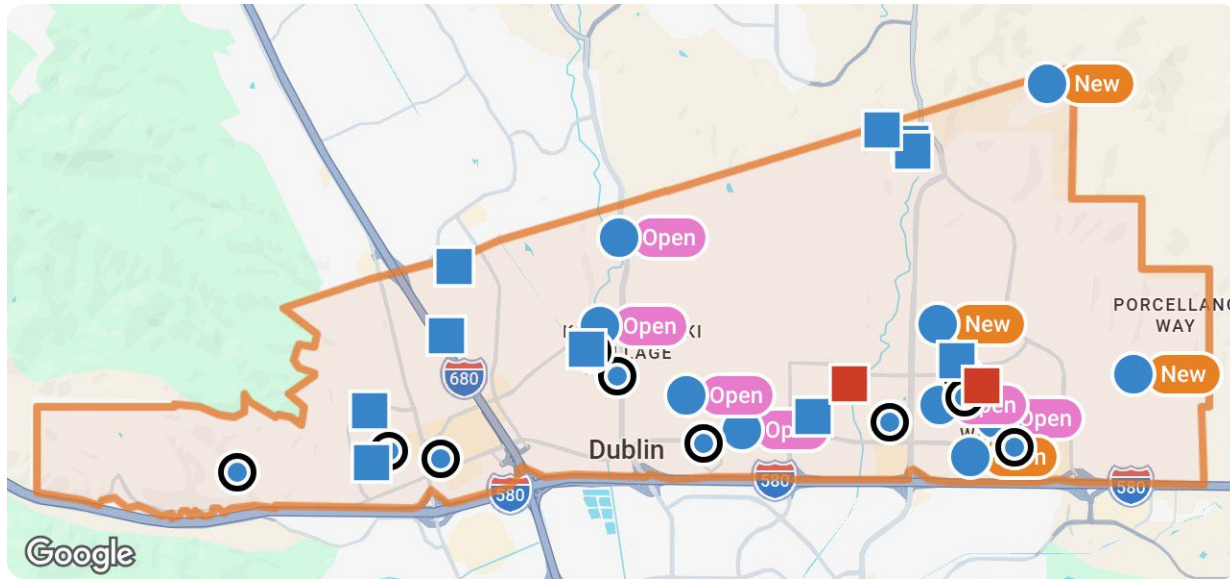
Change Types: New Listings, Pending, Closed, Distressed

Property Types: Single Family, Condo/Townhouse/Apt

Property Features: Sale Price: Any, Lease Price: Any, Beds: Any, Baths: Any, Living Area: Any, Lot Size (acre): Any, Year Built: Any

Summary

For Sale Activity in the Last 3 Months



Legend

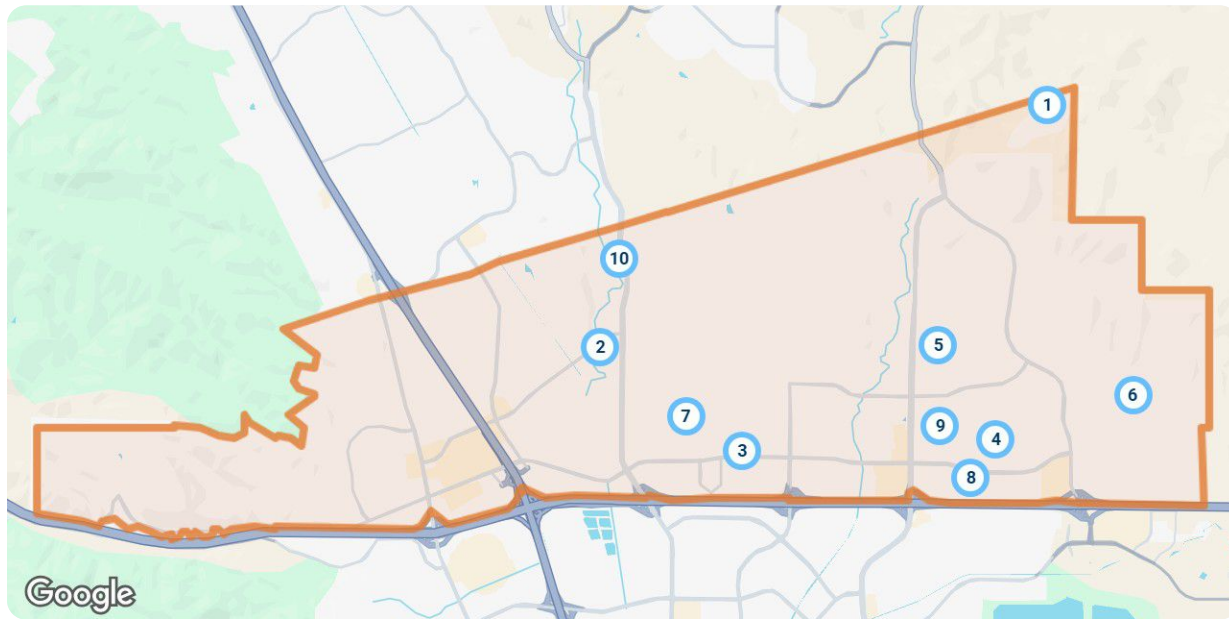
- For Sale
- For Sale Pending
- Recently Closed
- Distressed

	New	Pending	Closed	Distressed
Number of Properties	10	10	10	2
Lowest Listing Price / Est.Value	\$700,000	\$610,000	\$425,000	\$1,343,940
Median Listing Price / Est.Value	\$1,139,000	\$1,024,500	\$1,350,000	\$1,702,430
Highest Listing Price / Est.Value	\$2,499,300	\$1,699,000	\$1,918,088	\$2,060,920
Average Price / sqft	\$619	\$573	\$721	\$744
Median Price / sqft	\$609	\$566	\$724	\$744
Average Days in RPR	1	38	24	-
Median Days in RPR	1	24	16	-
Total Volume	\$13,439,813	\$10,696,884	\$12,463,088	\$3,404,860
Source	Listings	Listings	Public Records & Listings	Public Records & Listings

Market Activity Breakdown


New


Source: Listings



Legend

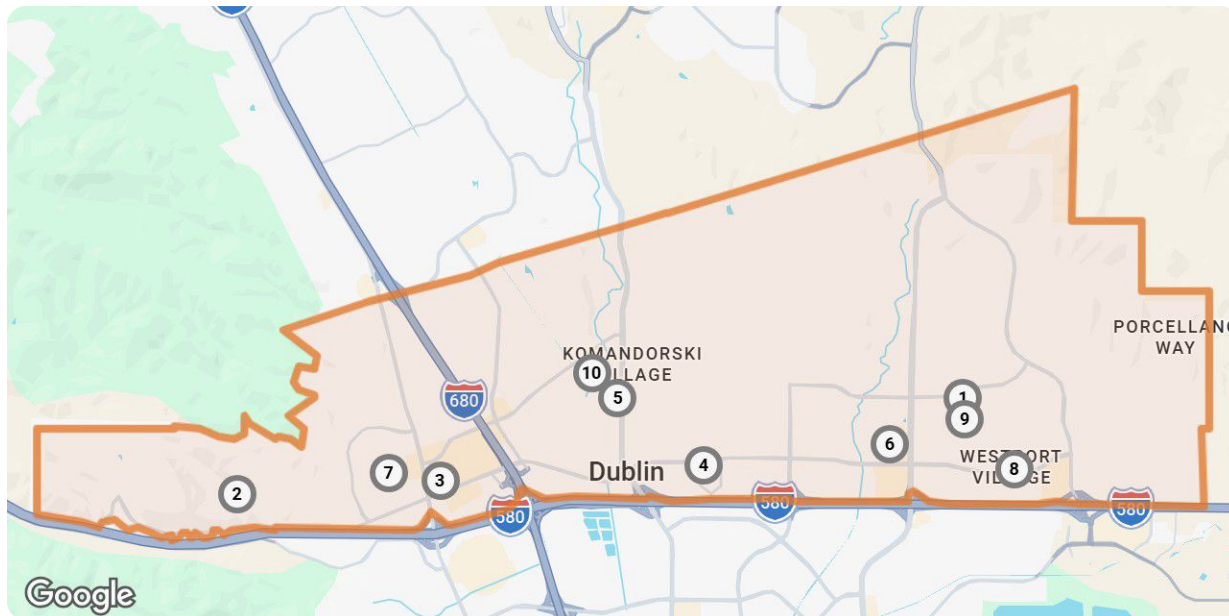
● Active For Sale

New: 10 properties		Property Type	Beds / Baths	Living Area (sq ft)	Lot Size	Year Built	List Date / Days in RPR	List Price / \$ Per Sq Ft
1	 <p>2812 Mount Dana Dr Dublin, CA 94568 MLS ID: 41136878 ● Active / For Sale</p> <p><i>Listing Courtesy of Keller Williams Thrive</i></p>	Single Family	4/5	3,018	5,860 sqft	2018	6/6/2026 - days	\$2,499,300 \$828/sq ft
2	 <p>7145 Dublin Meadows St, Apt D Dublin, CA 94568 MLS ID: 41135049 ● Active / For Sale</p> <p><i>Listing Courtesy of Excel Realty</i></p>	Condo/Townhouse/Apt.	3/2	1,215	-	1992	6/5/2026 1 day	\$700,000 \$576/sq ft
3	 <p>5425 Melissa Ln, #221 Dublin, CA 94568 MLS ID: 41137322 ● Active / For Sale</p> <p><i>Listing Courtesy of Intero Real Estate Services</i></p>	Condo/Townhouse/Apt.	3/3	1,503	-	2021	6/5/2026 1 day	\$878,888 \$585/sq ft
4	 <p>3291 Monaghan St Dublin, CA 94568 MLS ID: 41137338 ● Active / For Sale</p> <p><i>Listing Courtesy of Bayone Real Estate Inv Corp</i></p>	Condo/Townhouse/Apt.	3/2	1,897	-	2003	6/5/2026 1 day	\$859,950 \$453/sq ft
5	 <p>3771 Oakhurst Way Dublin, CA 94568 MLS ID: 41137443 ● Active / For Sale</p> <p><i>Listing Courtesy of Keller Williams Tri-valley</i></p>	Single Family	5/5	3,148	7,098 sqft	2000	6/5/2026 1 day	\$2,249,888 \$715/sq ft

New: 10 properties		Property Type	Beds / Baths	Living Area (sq ft)	Lot Size	Year Built	List Date / Days in RPR	List Price / \$ Per Sq Ft
6	 <p>4367 Panorama Dr Dublin, CA 94568 MLS ID: 41137448 ● Active / For Sale</p> <p><i>Listing Courtesy of Keller Williams Tri-valley</i></p>	Single Family	4/4	2,025	2,120 sqft	2018	6/5/2026 1 day	\$1,399,888 \$691/sq ft
7	 <p>5866 Silhouette Ct Dublin, CA 94568 MLS ID: 41135287 ● Active / For Sale</p> <p><i>Listing Courtesy of Re/max Accord</i></p>	Single Family	5/4	2,700	3,536 sqft	2022	6/5/2026 1 day	\$1,774,900 \$657/sq ft
8	 <p>3963 Summit Rd Dublin, CA 94568 MLS ID: 41137447 ● Active / For Sale</p> <p><i>Listing Courtesy of Compass</i></p>	Condo/Townhouse/Apt.	3/3	2,215	-	2018	6/5/2026 1 day	\$1,238,000 \$559/sq ft
9	 <p>3760 Central Pkwy Dublin, CA 94568 MLS ID: 41135648 ● Active / For Sale</p> <p><i>Listing Courtesy of Ccpca Realty</i></p>	Condo/Townhouse/Apt.	4/4	2,112	-	2004	6/4/2026 2 days	\$1,039,999 \$492/sq ft
10	 <p>7722 Chantilly Dr Dublin, CA 94568 MLS ID: 41137270 ● Active / For Sale</p> <p><i>Listing Courtesy of The Delima Group Inc</i></p>	Condo/Townhouse/Apt.	3/2	1,260	-	1992	6/4/2026 2 days	\$799,000 \$634/sq ft

Pending











Source: Listings



Legend

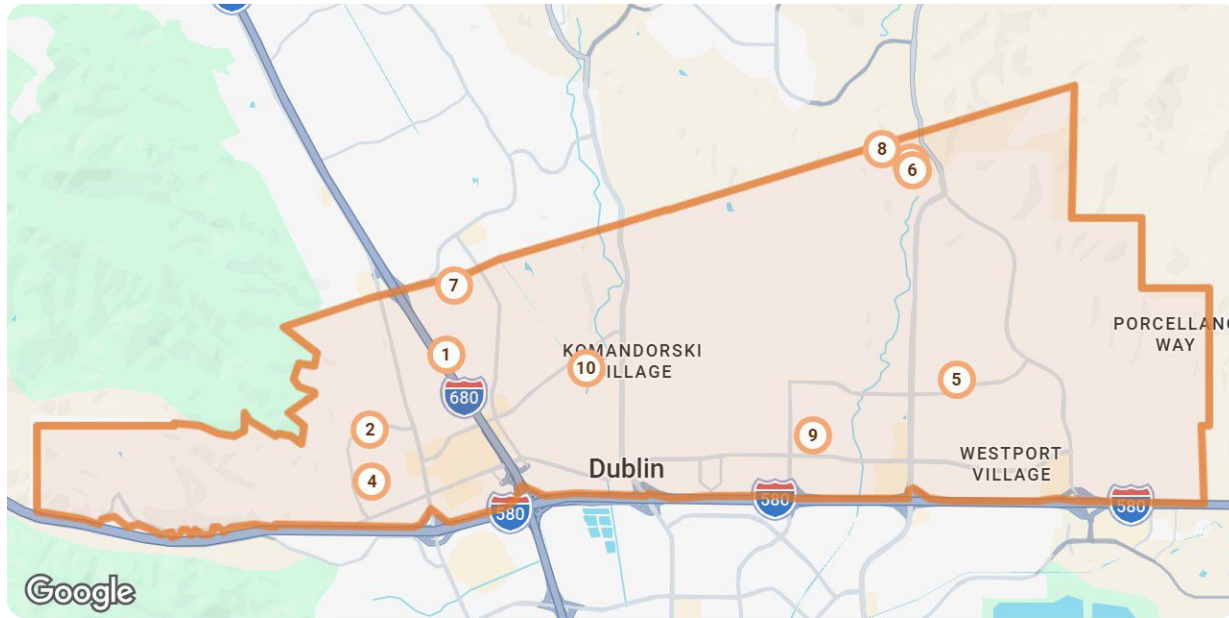
● Pending



Pending: 10 properties		Property Type	Beds / Baths	Living Area (sq ft)	Lot Size / Year Built	List Date	List Price / \$ Per Sq Ft	Pending Date / Days in RPR
1	 <p>3542 Rimini Ln Dublin, CA 94568 MLS ID: 41137141 ● Pending / For Sale</p> <p><i>Listing Courtesy of Coldwell Banker Realty</i></p>	Single Family	4/3	2,754	3,859 sqft 2008	6/4/2026	\$1,699,000 \$617/sq ft	6/5/2026 1 day
2	 <p>10636 Roys Hill Ln Dublin, CA 94568 MLS ID: 41136496 ● Pending / For Sale</p> <p><i>Listing Courtesy of Compass</i></p>	Condo/Townhouse/Apt.	3/3	1,520	5,792 sqft 1999	5/29/2026	\$869,998 \$572/sq ft	6/5/2026 7 days
3	 <p>7134 Regional St Dublin, CA 94568 MLS ID: 41127794 ● Pending / For Sale</p> <p><i>Listing Courtesy of Ca Golden Properties</i></p>	Condo/Townhouse/Apt.	3/3	1,584	- 2019	3/19/2026	\$899,000 \$568/sq ft	6/4/2026 77 days
4	 <p>5501 De Marcus Blvd, Apt 319 Dublin, CA 94568 MLS ID: 41132800 ● Pending / For Sale</p> <p><i>Listing Courtesy of Compass</i></p>	Condo/Townhouse/Apt.	2/2	1,269	- 2007	4/29/2026	\$695,000 \$548/sq ft	6/3/2026 35 days
5	 <p>6380 Monterey Way Dublin, CA 94568 MLS ID: 41128820 ● Pending / For Sale</p> <p><i>Listing Courtesy of Topsky Realty Bay Area Inc</i></p>	Condo/Townhouse/Apt.	4/4	2,002	- 2012	4/8/2026	\$1,050,000 \$524/sq ft	6/3/2026 56 days
6	 <p>4719 Sandyford Ct Dublin, CA 94568 MLS ID: 41133919 ● Pending / For Sale</p> <p><i>Listing Courtesy of Keller Williams Tri-valley</i></p>	Condo/Townhouse/Apt.	3/3	1,565	- 2000	5/7/2026	\$1,079,888 \$690/sq ft	6/3/2026 27 days
7	 <p>11776 Shadow Dr Dublin, CA 94568 MLS ID: 41134026 ● Pending / For Sale</p> <p><i>Listing Courtesy of Compass</i></p>	Single Family	3/3	2,059	5,045 sqft 1980	5/14/2026	\$1,399,998 \$680/sq ft	6/3/2026 20 days
8	 <p>3108 Aran Way Dublin, CA 94568 MLS ID: 41135810 ● Pending / For Sale</p> <p><i>Listing Courtesy of Redfin</i></p>	Condo/Townhouse/Apt.	3/4	1,976	- 2015	5/26/2026	\$999,000 \$506/sq ft	6/2/2026 7 days
9	 <p>3514 Capoterra Way Dublin, CA 94568 MLS ID: 41133415 ● Pending / For Sale</p> <p><i>Listing Courtesy of Coldwell Banker Realty</i></p>	Condo/Townhouse/Apt.	4/4	3,012	- 2012	5/29/2026	\$1,395,000 \$463/sq ft	6/2/2026 4 days
10	 <p>6986 Stagecoach Rd, Apt B Dublin, CA 94568 MLS ID: 225153629 ● Pending / For Sale</p> <p><i>Listing Courtesy of Berkshire Hathaway HomeServices-Drysdale Properties</i></p>	Condo/Townhouse/Apt.	2/2	1,080	- 1992	1/6/2026	\$610,000 \$565/sq ft	6/2/2026 147 days

Closed

Source: Public Records and Listings



Legend

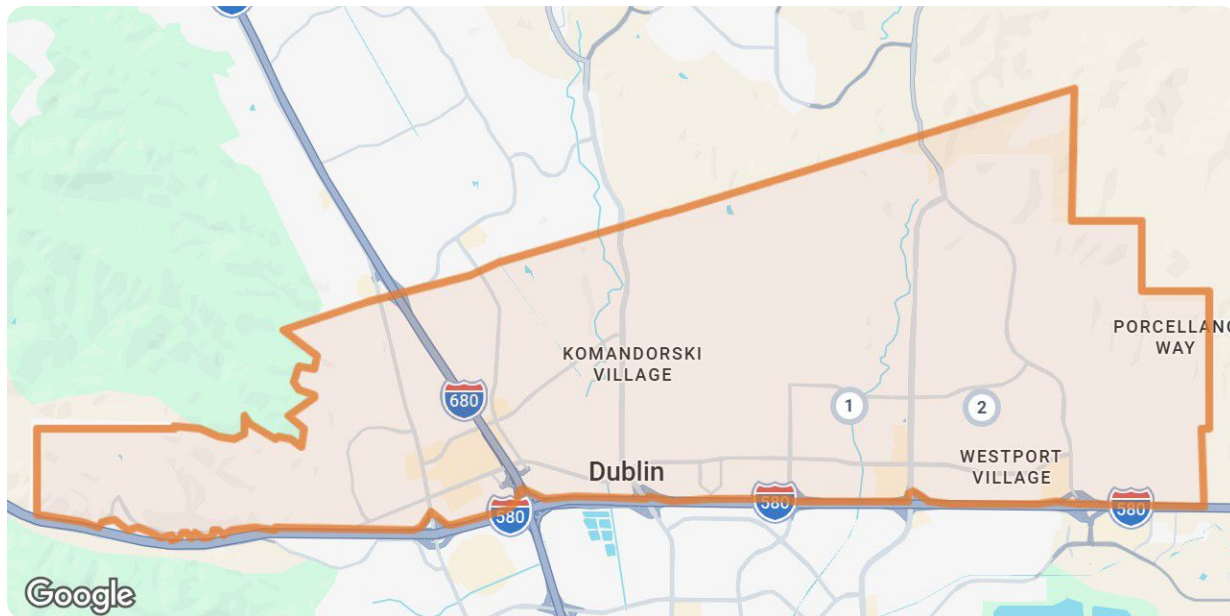
● Closed

Closed: 10 properties		Property Type	Beds / Baths	Living Area (sq ft)	Lot Size / Year Built	Closed Date / Days in RPR	Closed Price / \$ Per Sq Ft	List to Sold Price %
1	 <p>8155 Elgin Ln Dublin, CA 94568 MLS ID: 41134106 ■ Closed / For Sale <i>Courtesy of Golden Hills Brkrs/pb</i></p>	Single Family	3/2	1,116	6,600 sqft / 1961	6/5/2026 / 11 days	\$900,000 / \$806/sq ft	↓ 9%
2	 <p>7663 Amarillo Rd Dublin, CA 94568 MLS ID: 41129800 ■ Closed / For Sale <i>Courtesy of Coldwell Banker</i></p>	Single Family	4/3	2,135	7,193 sqft / 1963	6/4/2026 / 27 days	\$1,440,000 / \$674/sq ft	↓ 2.37%
3	 <p>4026 Chalk Hill Way Dublin, CA 94568 MLS ID: 41133084 ■ Closed / For Sale <i>Courtesy of Keller Williams Tri-valley</i></p>	Single Family	3/3	1,809	2,726 sqft / 2017	6/4/2026 / 8 days	\$1,350,000 / \$746/sq ft	↓ 3.56%
4	 <p>7295 Kolb Pl Dublin, CA 94568 MLS ID: 41132735 ■ Closed / For Sale <i>Courtesy of Vetted Real Estate</i></p>	Single Family	3/2	1,648	9,172 sqft / 1964	6/4/2026 / 15 days	\$1,350,000 / \$819/sq ft	↑ 3.93%
5	 <p>4915 Shelton St Dublin, CA 94568 MLS ID: 41133829 ■ Closed / For Sale <i>Courtesy of Hilltop Residential RI Est.</i></p>	Single Family	5/4	2,851	3,828 sqft / 2009	6/4/2026 / 16 days	\$1,700,000 / \$596/sq ft	↓ 2.86%

Closed: 10 properties		Property Type	Beds / Baths	Living Area (sq ft)	Lot Size / Year Built	Closed Date / Days in RPR	Closed Price / \$ Per Sq Ft	List to Sold Price %
6	 <p>7126 Stags Leap Ln Dublin, CA 94568 MLS ID: 41133118 Closed / For Sale</p> <p><i>Courtesy of Intero Real Estate Services</i></p>	Single Family	4/3	2,685	3,963 sqft 2019	6/4/2026 8 days	\$1,918,088 \$714/sq ft	↑ 19.96%
7	 <p>8796 Bandon Dr Dublin, CA 94568 MLS ID: 41131050 Closed / For Sale</p> <p><i>Courtesy of EXP Realty</i></p>	Single Family	3/2	1,424	8,039 sqft 1963	6/3/2026 28 days	\$1,235,000 \$867/sq ft	↓ 1.19%
8	 <p>4272 Healdsburg Way Dublin, CA 94568 MLS ID: 41134166 Closed / For Sale</p> <p><i>Courtesy of Keller Williams Tri-valley</i></p>	Single Family	3/3	1,841	2,567 sqft 2018	6/3/2026 - days	\$1,350,000 \$733/sq ft	-
9	 <p>4934 Hibernia Dr, #89 Dublin, CA 94568 MLS ID: 41131244 Closed / For Sale</p> <p><i>Courtesy of Tessellation Real Estate</i></p>	Condo/Townhouse/Apt.	2/3	1,202	- 1999	6/3/2026 24 days	\$795,000 \$661/sq ft	↓ 0.38%
10	 <p>7020 Stagecoach Rd, Apt G Dublin, CA 94568 MLS ID: 41125468 Closed / For Sale</p> <p><i>Courtesy of Coldwell Banker</i></p>	Condo/Townhouse/Apt.	1/1	722	- 1992	6/3/2026 82 days	\$425,000 \$589/sq ft	↓ 9.38%

Distressed



Source: Public Records and Listings



Legend

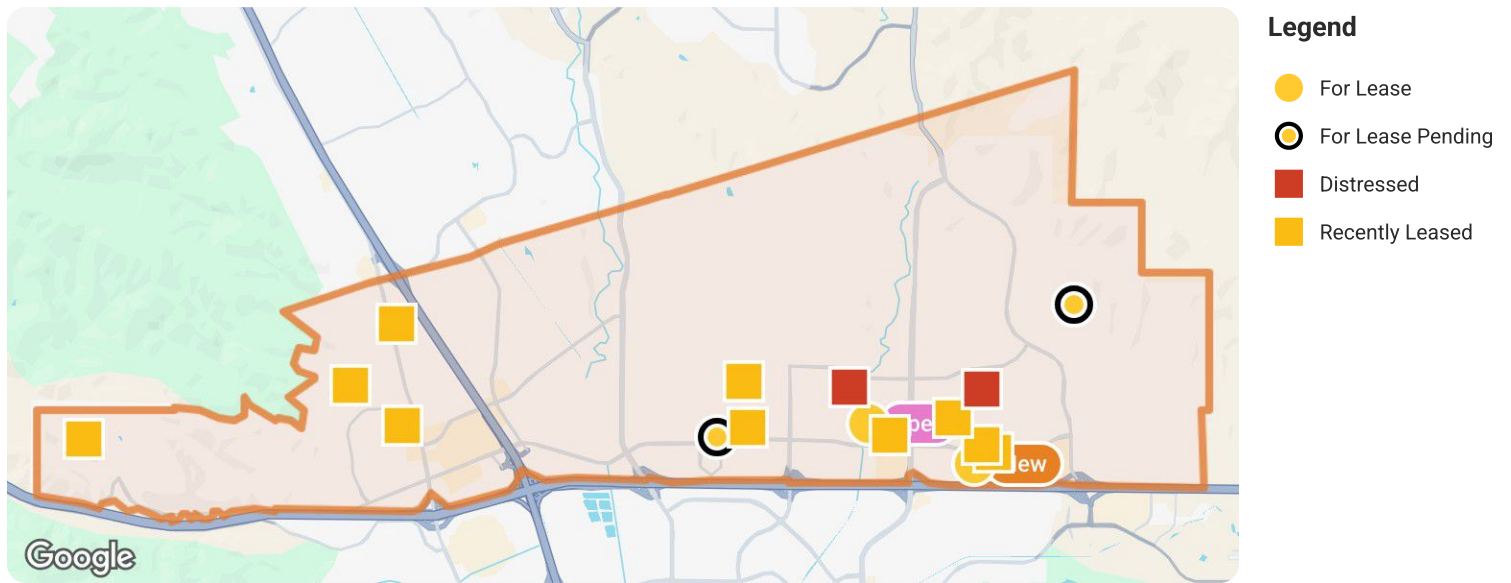
- Off Market, Hold, Withdrawn, Expired, or Canceled



Distressed: 2 properties		Property Type	Beds / Baths	Living Area (sq ft)	Lot Size / Year Built	List Date / Days in RPR	List Price / \$ Per Sq Ft	Distressed Date / Type
1	 <p>4648 Woodrose Cir Dublin, CA 94568 Off Market / Public Record</p>	Single Family	5/3	3,117	8,721 sqft 2000	- - days	- \$661/sq ft	3/27/2026 Notice of Default
2	 <p>3393 Bramante Ln Dublin, CA 94568 Off Market / Public Record</p>	Single Family	3/3	1,626	2,635 sqft 2013	- - days	- \$827/sq ft	4/28/2026 Notice of Default

Summary

For Lease Activity in the Last 3 Months

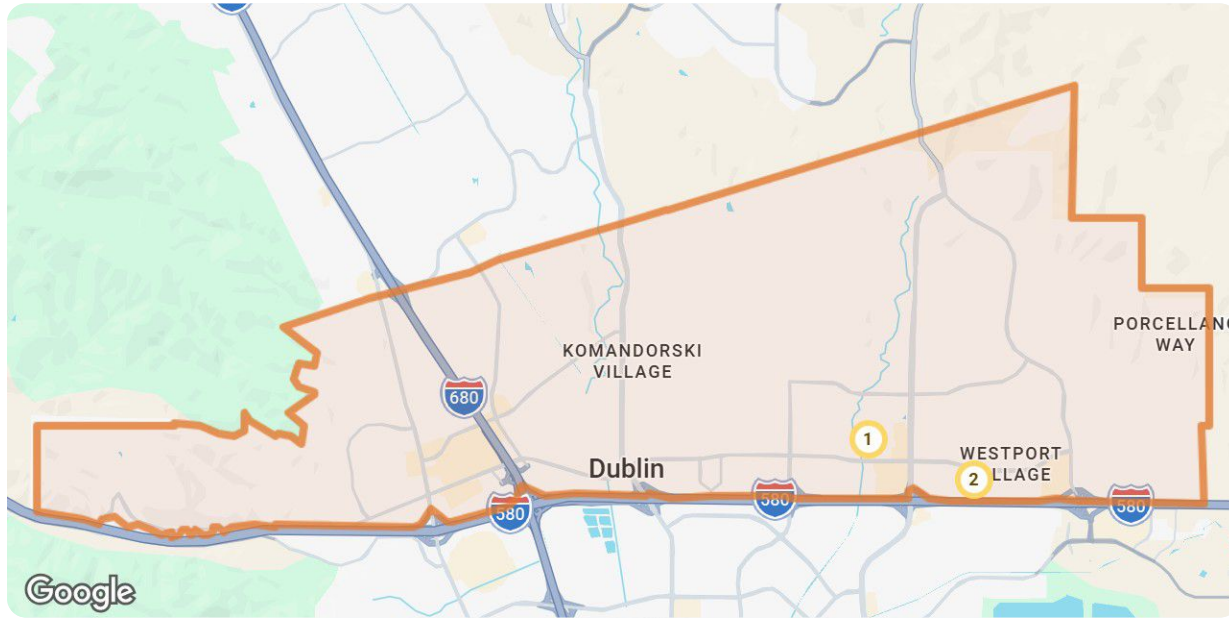


	New	Pending	Closed	Distressed
Number of Properties	2	2	10	2
Lowest Listing Price / Est.Value	\$4,350	\$3,600	\$2,925	\$1,343,940
Median Listing Price / Est.Value	\$4,523	\$4,550	\$3,648	\$1,702,430
Highest Listing Price / Est.Value	\$4,695	\$5,500	\$5,200,000	\$2,060,920
Average Price / sqft	\$2	\$2	\$203	\$744
Median Price / sqft	\$2	\$2	\$3	\$744
Average Days in RPR	12	13	42	-
Median Days in RPR	12	13	21	-
Total Volume	\$9,045	\$9,100	\$5,234,565	\$3,404,860
Source	Listings	Listings	Public Records & Listings	Public Records & Listings

Market Activity Breakdown



New

Source: Listings



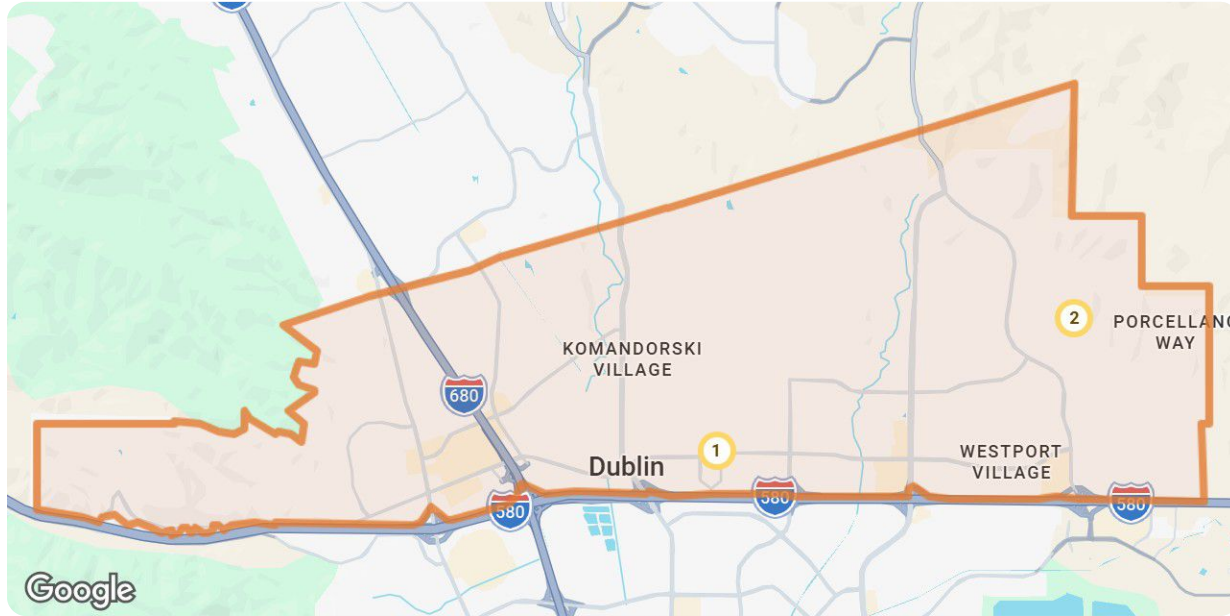
Legend

● Active For Lease

New: 2 properties		Property Type	Beds / Baths	Living Area (sq ft)	Lot Size	Year Built	List Date / Days in RPR	List Price / \$ Per Sq Ft
1	 <p>4404 Bangor Ct Dublin, CA 94568 MLS ID: 41137255</p> <p>● Active / For Lease</p> <p><small>Courtesy of Re/max Accord</small></p>	Single Family	4/3	2,900	5,025 sqft	2002	6/4/2026 2 days	\$4,695 mo. \$2/sq ft
2	 <p>3923 Meridian St Dublin, CA 94568 MLS ID: 41135050</p> <p>● Active / For Lease</p> <p><small>Courtesy of Re/max Accord</small></p>	Condo/Townhouse/Apt.	4/4	1,879	-	2019	5/15/2026 22 days	\$4,350 mo. \$2/sq ft



Pending

Source: Listings



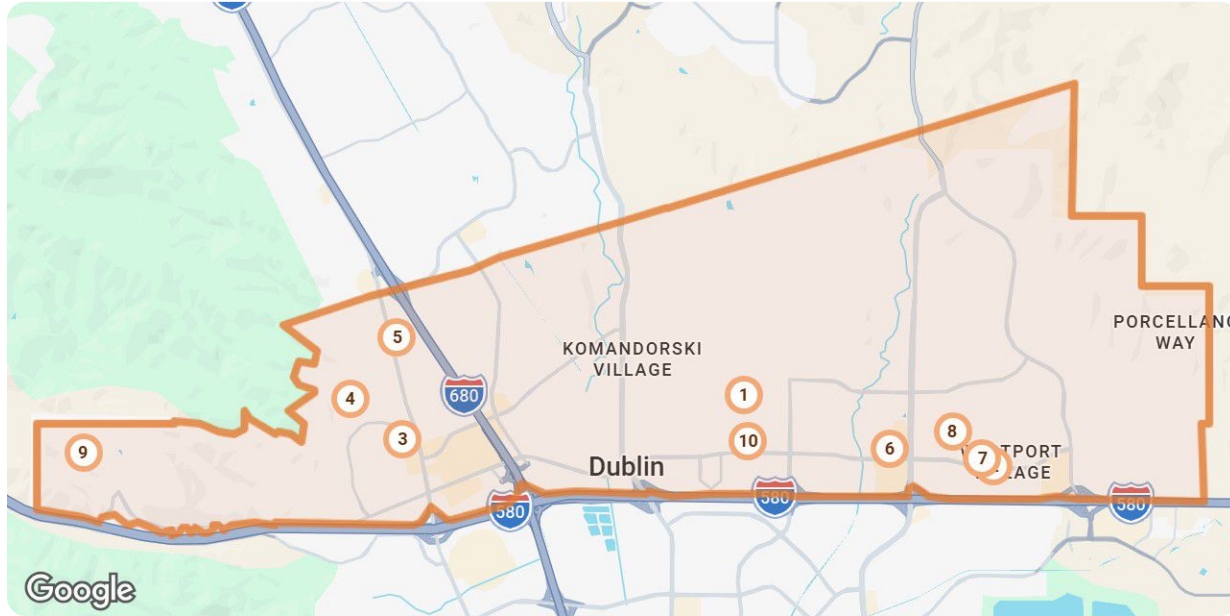
Legend

● Active For Lease

Pending: 2 properties		Property Type	Beds / Baths	Living Area (sq ft)	Lot Size / Year Built	List Date	List Price / \$ Per Sq Ft	Pending Date / Days in RPR
1	 <p>5561 Apex Dr Dublin, CA 94568 MLS ID: 41134200</p> <p>● Pending / For Lease</p> <p><small>Courtesy of Re/max Accord</small></p>	Condo/Townhouse/Apt.	2/2	1,443	- 2018	5/10/2026	\$3,600 mo. \$2/sq ft	5/21/2026 11 days
2	 <p>5202 Salerno Dr Dublin, CA 94568 MLS ID: 41133200</p> <p>● Pending / For Lease</p> <p><small>Courtesy of Re/max Accord</small></p>	Single Family	4/3	2,856	6,017 sqft 2010	5/1/2026	\$5,500 mo. \$2/sq ft	5/15/2026 14 days

Closed

Source: Public Records and Listings



Legend

● Closed

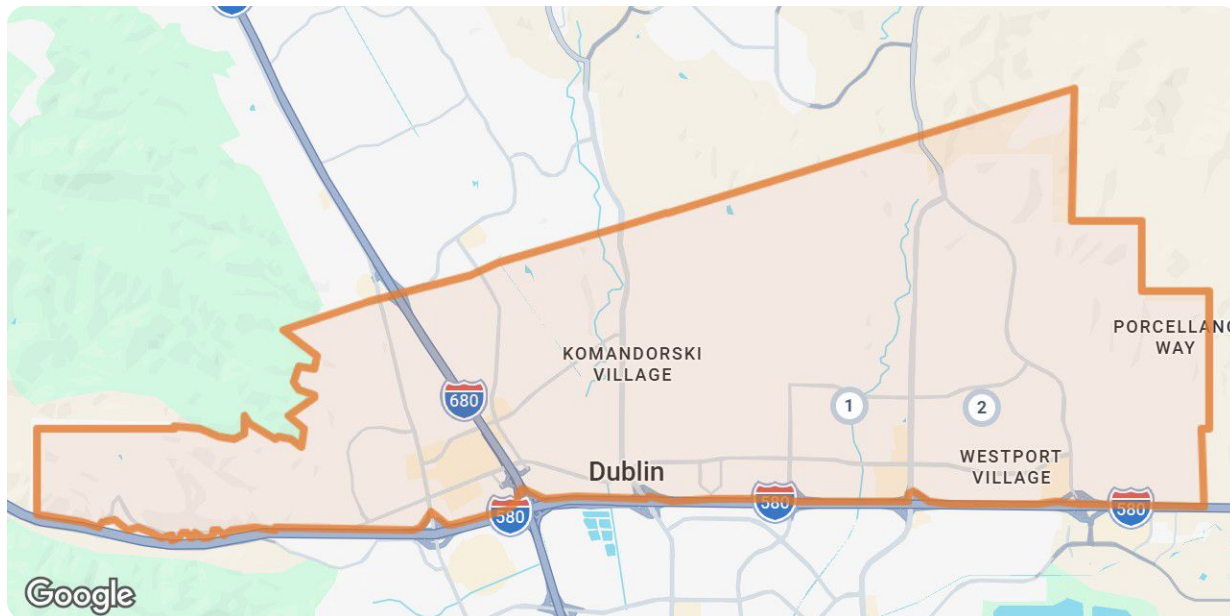
Closed: 10 properties		Property Type	Beds / Baths	Living Area (sq ft)	Lot Size / Year Built	Closed Date / Days in RPR	Closed Price / \$ Per Sq Ft	List to Sold Price %
1	 <p>5436 Gracen Way Dublin, CA 94568 MLS ID: 41130219 ■ Closed / For Lease <i>Courtesy of Re/max Accord</i></p>	Condo/Townhouse/Apt.	3/3	1,602	- / 2019	5/20/2026 / 31 days	- / \$2/sq ft	-
2	 <p>3275 Dublin Blvd, Apt 408 Dublin, CA 94568 MLS ID: 41119858 ■ Closed / For Lease <i>Courtesy of Accord Property Management</i></p>	Condo/Townhouse/Apt.	2/2	1,124	- / 2004	5/11/2026 / 113 days	- / \$3/sq ft	-
3	 <p>7596 Silvertree Ln, #2 Dublin, CA 94568 MLS ID: 41132627 ■ Closed / For Lease <i>Courtesy of Wilson Property Management</i></p>	Condo/Townhouse/Apt.	2/2	1,117	2,000 sqft / 1980	5/11/2026 / 12 days	- / \$3/sq ft	-
4	 <p>11620 Regio Ct Dublin, CA 94568 MLS ID: 41132935 ■ Closed / For Lease <i>Courtesy of Real Estate Solutions</i></p>	Single Family	4/3	2,584	8,519 sqft / 1988	5/9/2026 / 9 days	- / \$2,012/sq ft	-
5	 <p>8475 Galindo Dr Dublin, CA 94568 MLS ID: 41120074 ■ Closed / For Lease <i>Courtesy of Wilson Property Management</i></p>	Single Family	3/2	1,116	6,600 sqft / 1960	4/20/2026 / 103 days	- / \$3/sq ft	-



Closed: 10 properties		Property Type	Beds / Baths	Living Area (sq ft)	Lot Size / Year Built	Closed Date / Days in RPR	Closed Price / \$ Per Sq Ft	List to Sold Price %
6	<p>4613 Sandyford Ct Dublin, CA 94568 MLS ID: 41129567 Closed / For Lease</p> <p><i>Courtesy of Keller Williams Tri-valley</i></p>	Condo/Townhouse/Apt.	2/3	1,276	- / 2000	4/19/2026 / 16 days	- / \$2/sq ft	-
7	<p>3360 Maguire Way, Unit 201 Dublin, CA 94568 MLS ID: 41130011 Closed / For Lease</p> <p><i>Courtesy of Coldwell Banker</i></p>	Condo/Townhouse/Apt.	3/2	1,246	- / 2007	4/17/2026 / 9 days	- / \$3/sq ft	-
8	<p>4486 Chancery Ln Dublin, CA 94568 MLS ID: 41120792 Closed / For Lease</p> <p><i>Courtesy of Jovian Realty</i></p>	Condo/Townhouse/Apt.	3/4	1,634	- / 2005	4/15/2026 / 91 days	- / \$2/sq ft	-
9	<p>7826 Kelly Canyon Pl Dublin, CA 94568 MLS ID: 41127698 Closed / For Lease</p> <p><i>Courtesy of Ca Golden Properties</i></p>	Single Family	5/4	3,540	7,921 sqft / 2013	4/14/2026 / 26 days	- / \$2/sq ft	-
10	<p>5422 Arnold Rd Dublin, CA 94568 MLS ID: 82040776 Closed / For Lease</p> <p><i>Courtesy of Archers Homes</i></p>	Condo/Townhouse/Apt.	4/3	2,104	- / 2022	4/6/2026 / 7 days	- / \$2/sq ft	-

Distressed

Source: Public Records and Listings





Legend

- Off Market, Hold, Withdrawn, Expired, or Canceled



Dublin, California

Distressed: 2 properties		Property Type	Beds / Baths	Living Area (sq ft)	Lot Size / Year Built	List Date / Days in RPR	List Price / \$ Per Sq Ft	Distressed Date / Type
1	 <p>4648 Woodrose Cir Dublin, CA 94568 Off Market / Public Record</p>	Single Family	5/3	3,117	8,721 sqft 2000	- - days	- \$661/sq ft	3/27/2026 Notice of Default
2	 <p>3393 Bramante Ln Dublin, CA 94568 Off Market / Public Record</p>	Single Family	3/3	1,626	2,635 sqft 2013	- - days	- \$827/sq ft	4/28/2026 Notice of Default

About RPR

- RPR® is the nation's largest property database, exclusively for REALTORS®. It empowers REALTORS® to help buyers and sellers make informed decisions, backed by a real estate database covering more than 160 million residential and commercial properties in the United States.
- RPR is a wholly owned subsidiary of the National Association of REALTORS® and a member benefit to REALTORS®.
- RPR's data sources range from MLSs and county-level tax and assessment offices, to the U.S. Census and FEMA, to specialty data set providers such as Esri (consumer data), Niche (school information) and Precisely (geographic boundaries).

Learn More

For more information about RPR, please visit RPR's public website: <https://blog.narrpr.com>

