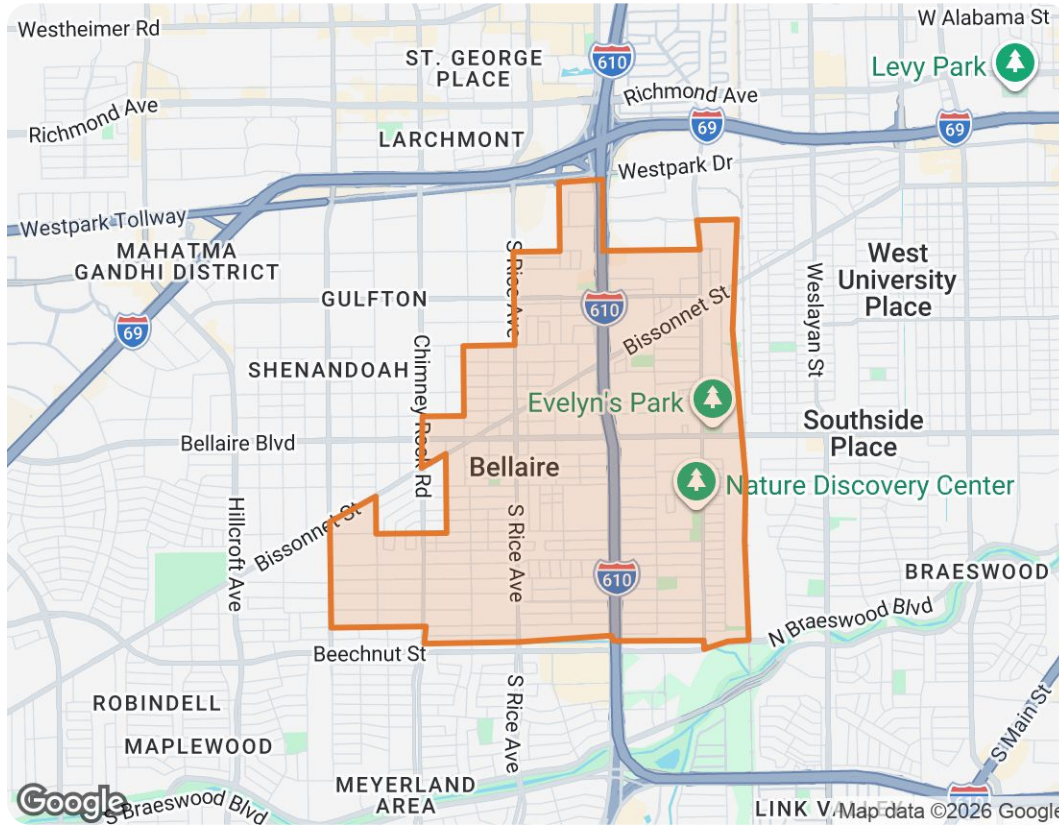


Bellaire, Texas



The biggest buyer rebates and lowest selling fees in real estate – without sacrificing full-service support, 7 days a week.

ShopProp Licensed CA, WA, HI, AZ, MI, TX, VA, CO

📞 Office (888) 821-0556

✉️ team@shopprop.com

🌐 www.shopprop.com

Shop|Prop

ShopProp Inc.

Bellaire, Texas

Market Trends

Market Trends for Bellaire, Texas

Single Family + Condo/Townhouse/Apt.

May 2026

Market Type



Key Details

Months of Inventory

2.39

↓ 6.64% MoM

Sold to List Price %

99.8%

↑ 1.96% MoM

Median Days in RPR

19

↑ 72.73% MoM

Median Sold Price

\$1,312,500

↓ 4.77% MoM

This represents an estimated sale price for this property. It is not the same as the opinion of value in an appraisal developed by a licensed appraiser under the Uniform Standards of Professional Appraisal Practice.



Bellaire, Texas

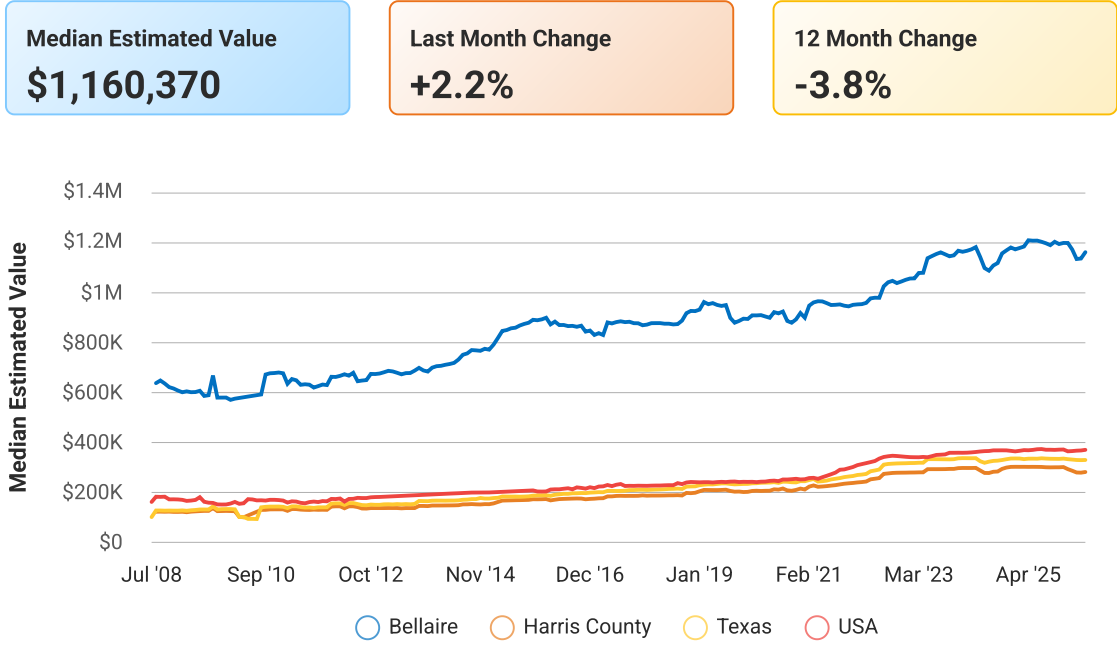
May 2026 Median Estimated Property Value

Single Family + Condo/Townhouse/Apt.

This graphic displays property estimates for a market area and a subject property, where one has been selected. Estimated property values are generated by a valuation model and are not formal appraisals.

Source: Public records, and MLS sources where licensed

Update Frequency: Monthly



May 2026 Active Listings

Bellaire, Texas

Single Family + Condo/Townhouse/Apt.

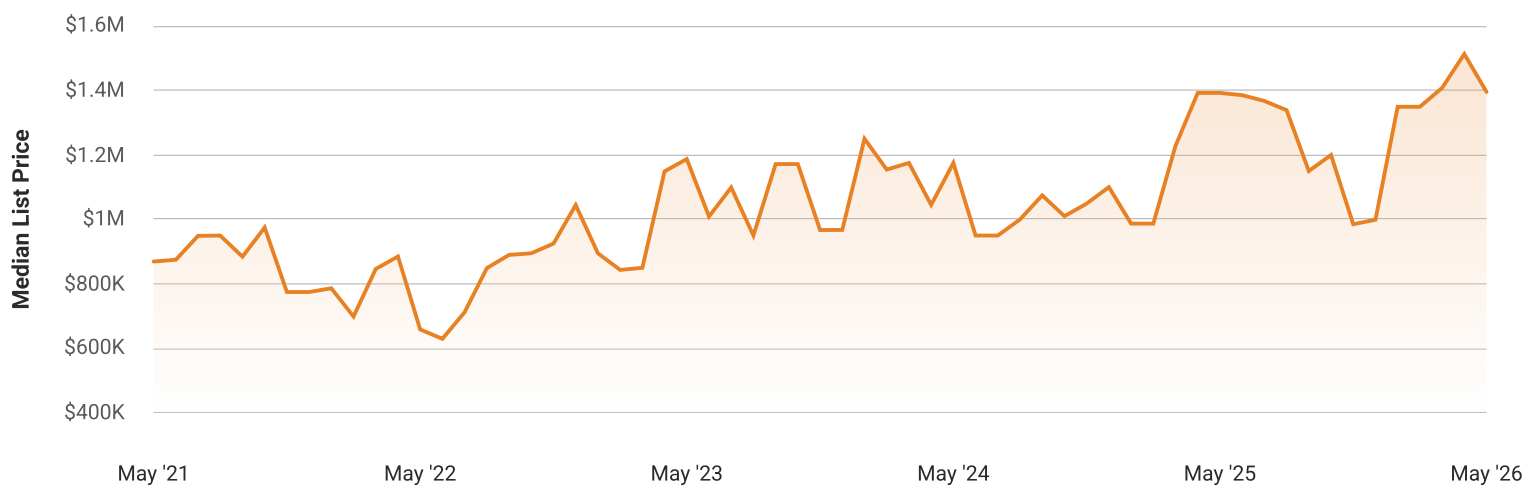
This graphic summarizes key statistics for properties that were in an active status on the last day of each month. RPR uses list date and a derived pending date to determine if the listing was active on the last day of the month. An end-of-month snapshot of active listings helps to understand inventory levels, price points and duration on the market.

Source: Listing sources

Update Frequency: Monthly

Median List Price - \$1,395,000

↓ 7.8% Month over Month



Bellaire, Texas

May 2026 Sold Listings

Bellaire, Texas

Single Family + Condo/Townhouse/Apt.

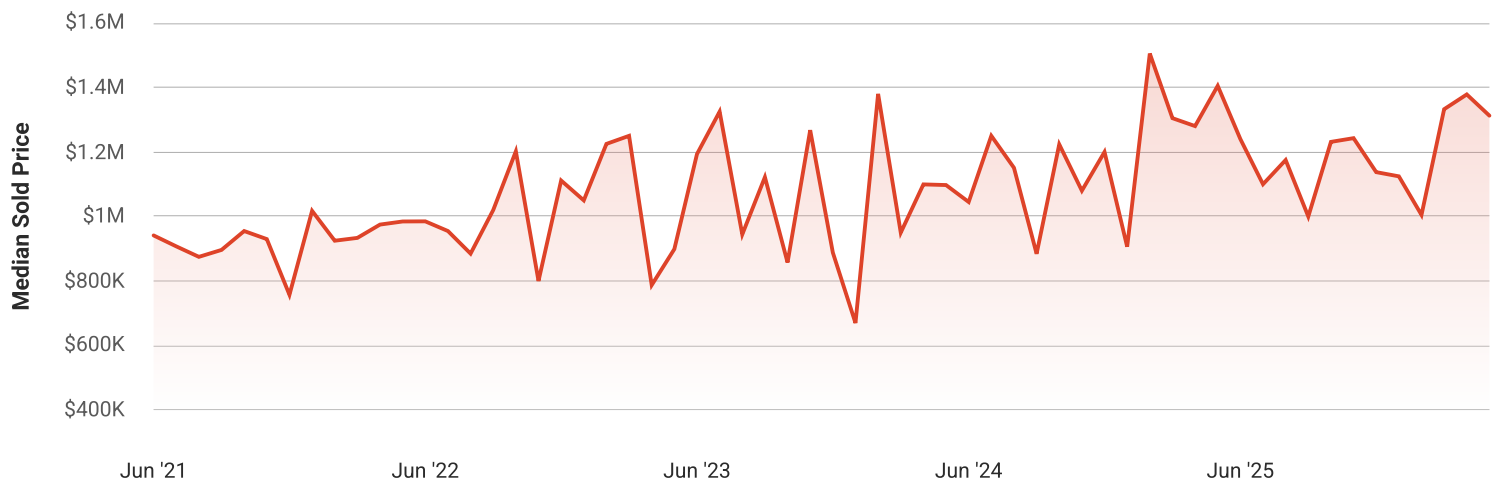
This graphic summarizes key statistics for properties that sold each month. RPR uses a derived sold date to determine when a property moved into a sold status within the given month. These statistics are important for understanding the price points on sold properties as well as the difference between the list price and sold price, which reveals whether buyers are paying over or under the asking price.

Source: Listing sources

Update Frequency: Monthly

Median Sold Price - \$1,312,500

↓ 4.8% Month over Month



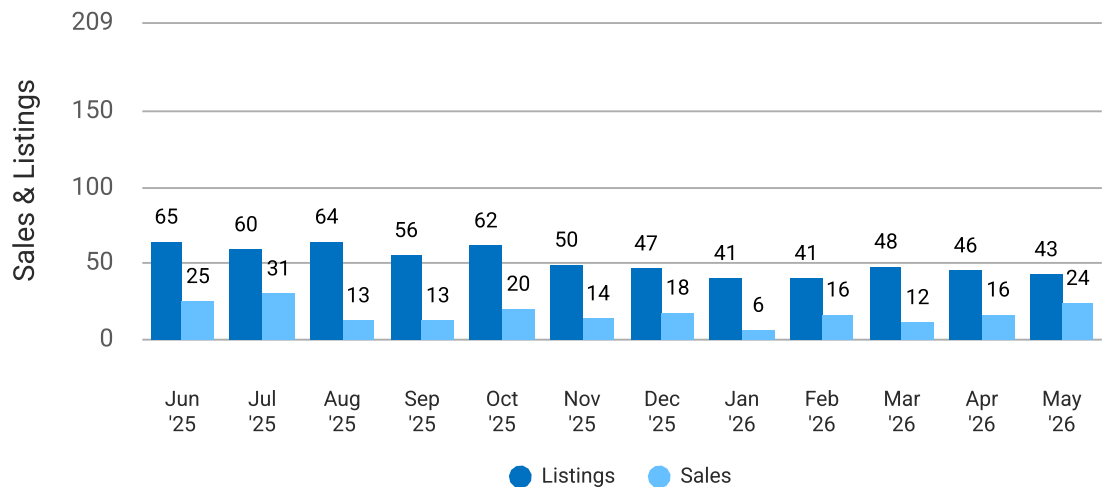
Total Sales and Active Listings in Bellaire, Texas

Single Family + Condo/Townhouse/Apt.

This graph compares the number of sales with the number of active listings in the local market.

Source: MLS data where licensed

Update Frequency: Monthly



Bellaire, Texas

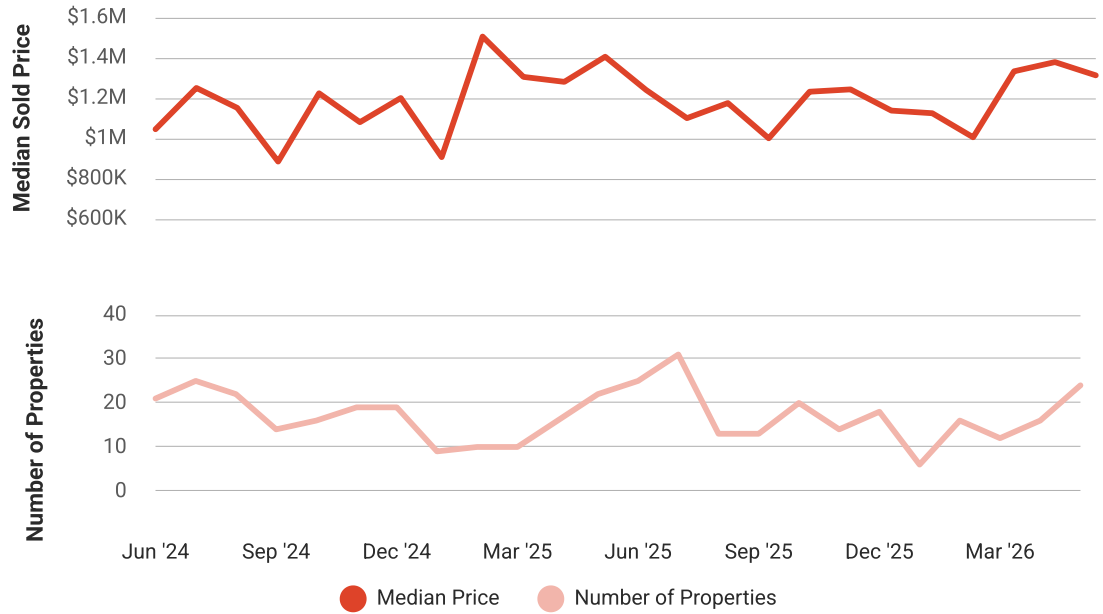
Median Sold Price vs Sold Listings in Bellaire, Texas

Single Family + Condo/Townhouse/Apt.

This chart compares the trend of median sold price and number of sold listings for the given location.

Source: Listing Data

Update Frequency: Monthly



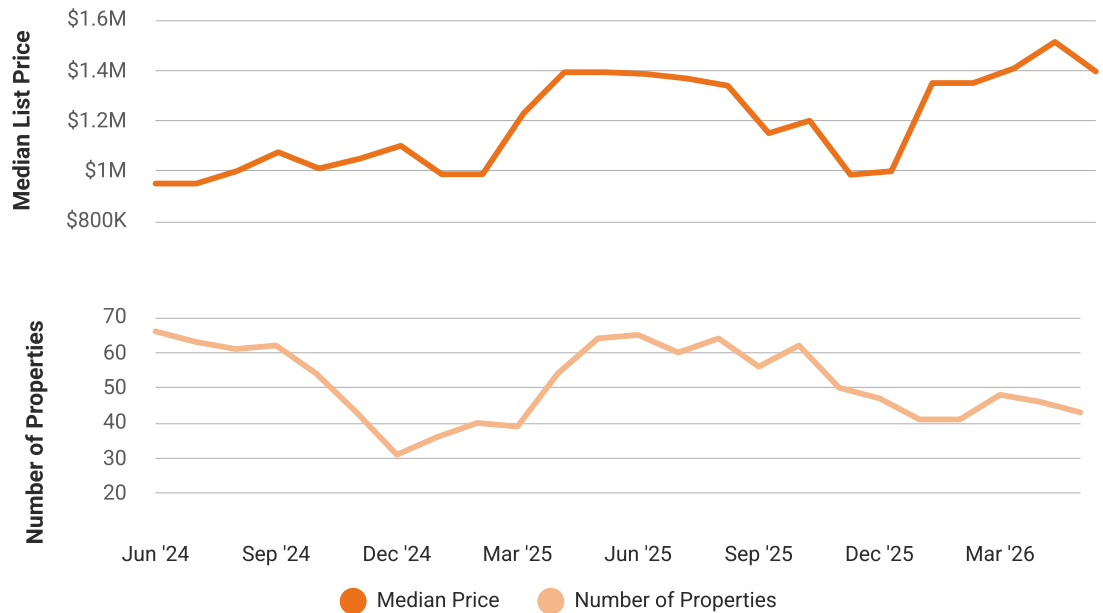
Median List Price vs Active Listings in Bellaire, Texas

Single Family + Condo/Townhouse/Apt.

This chart compares the trend of median list price and number of active properties for the given location.

Source: Listing Data

Update Frequency: Monthly



Bellaire, Texas

Market Snapshot

Value and Price Changes

	Current	Last Month	Last 3 Months	Last 12 Months	Last 24 Months	Last 36 Months
Median Est. Property Value Last Updated: 5/31/2026	\$1,160,370	\$1,135,000 +2.24%	\$1,171,000 -0.91%	\$1,206,170 -3.8%	\$1,141,360 +1.67%	\$1,136,160 +2.13%
Median Sold Price Last Updated: 5/31/2026	\$1,312,500	\$1,378,250 -4.77%	\$1,005,000 +30.6%	\$1,405,000 -6.58%	\$1,097,500 +19.59%	\$899,000 +46%
Median List Price Last Updated: 5/31/2026	\$1,395,000	\$1,512,500 -7.77%	\$1,349,000 +3.41%	\$1,392,000 +0.22%	\$1,174,999 +18.72%	\$1,187,000 +17.52%

About this Data: Because some brokerages may choose not to include their MLS listing content within the RPR platform, the analysis contained in this report may not have been created using all the available listing data within this geographical market. Median estimated property values are generated by a valuation model and are not formal appraisals. Valuations are based on public records and MLS data where licensed. The Metrics displayed here reflect **All Residential Single Family, Condo, Townhouse and Apartment properties** data.

Market Activity

Market Activity Filters

Sort Order: Date

Maximum Properties Per Change Type: 10

Change Types: New Listings, Pending, Closed, Distressed

Property Types: Single Family, Condo/Townhouse/Apt

Property Features: Sale Price: Any, Lease Price: Any, Beds: Any, Baths: Any, Living Area: Any, Lot Size (acre): Any, Year Built: Any



Bellaire, Texas

Summary

For Sale Activity in the Last 3 Months



Legend

- For Sale
- For Sale Pending
- Recently Closed

	New	Pending	Closed
Number of Properties	10	10	10
Lowest Listing Price / Est.Value	\$449,900	\$365,000	\$295,000
Median Listing Price / Est.Value	\$1,367,000	\$1,225,000	\$1,075,000
Highest Listing Price / Est.Value	\$5,499,999	\$1,599,000	\$2,100,000
Average Price / sqft	\$352	\$311	\$332
Median Price / sqft	\$349	\$323	\$360
Average Days in RPR	6	61	27
Median Days in RPR	5	31	23
Total Volume	\$17,946,889	\$11,461,750	\$9,973,500
Source	Listings	Listings	Public Records & Listings

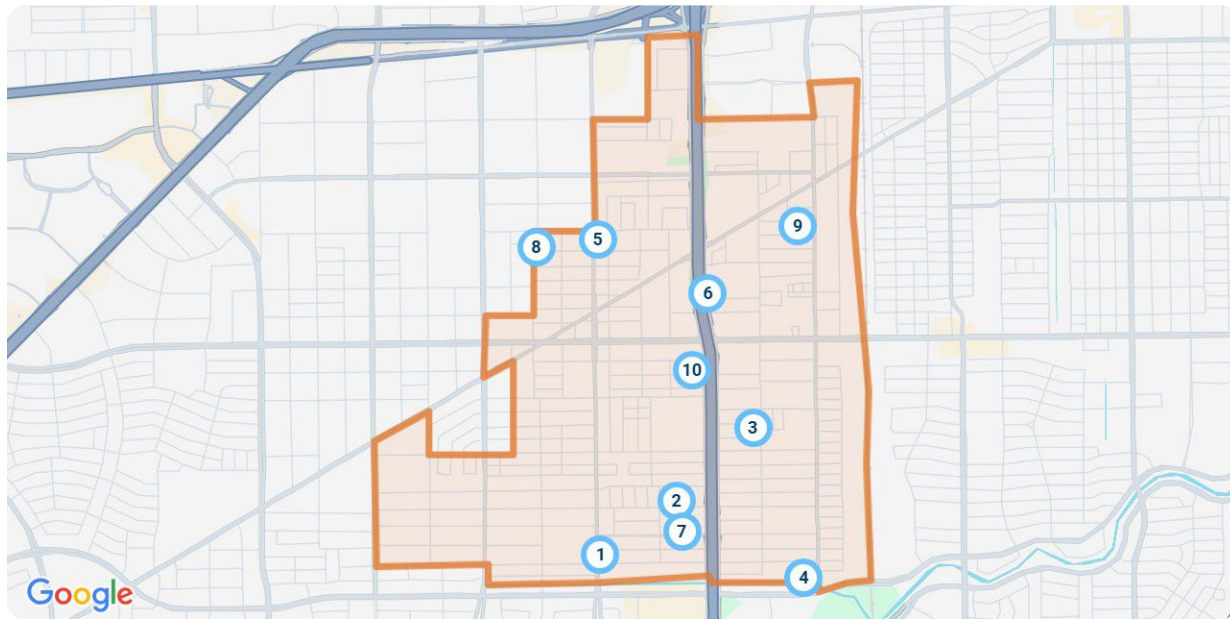


Bellaire, Texas

Market Activity Breakdown

New

Source: Listings



Legend

● Active For Sale

New: 10 properties		Property Type	Beds / Baths	Living Area (sq ft)	Lot Size	Year Built	List Date / Days in RPR	List Price / \$ Per Sq Ft
	 4670 Cedar St Bellaire, TX 77401 MLS ID: 91129798 ● Active / For Sale <i>Listing Courtesy of Om Realty Group</i>	Single Family	4/5	5,062	9,583 sqft	2018	6/4/2026 3 days	\$2,200,000 \$435/sq ft
	 4900 Cedar St Bellaire, TX 77401 MLS ID: 74113315 ● Active / For Sale <i>Listing Courtesy of Compass RE Texas, LLC - Houston</i>	Single Family	4/4	3,720	6,499 sqft	1990	6/4/2026 3 days	\$1,199,000 \$322/sq ft
	 4616 Spruce St Bellaire, TX 77401 MLS ID: 80203736 ● Active / For Sale <i>Listing Courtesy of Nextgen Real Estate Properties</i>	Single Family	3/3	3,334	9,448 sqft	1990	6/4/2026 3 days	\$1,170,000 \$351/sq ft
	 4504 Holly St Bellaire, TX 77401 MLS ID: 43830027 ● Active / For Sale <i>Listing Courtesy of Compass RE Texas, LLC - Houston</i>	Single Family	4/5	5,776	8,773 sqft	2005	6/3/2026 4 days	\$1,999,990 \$346/sq ft
	 4616 Oleander St Bellaire, TX 77401 MLS ID: 26018730 ● Active / For Sale <i>Listing Courtesy of White House Global Properties</i>	Single Family	6/10	13,076	0.61 acres	2014	6/3/2026 4 days	\$5,499,999 \$421/sq ft

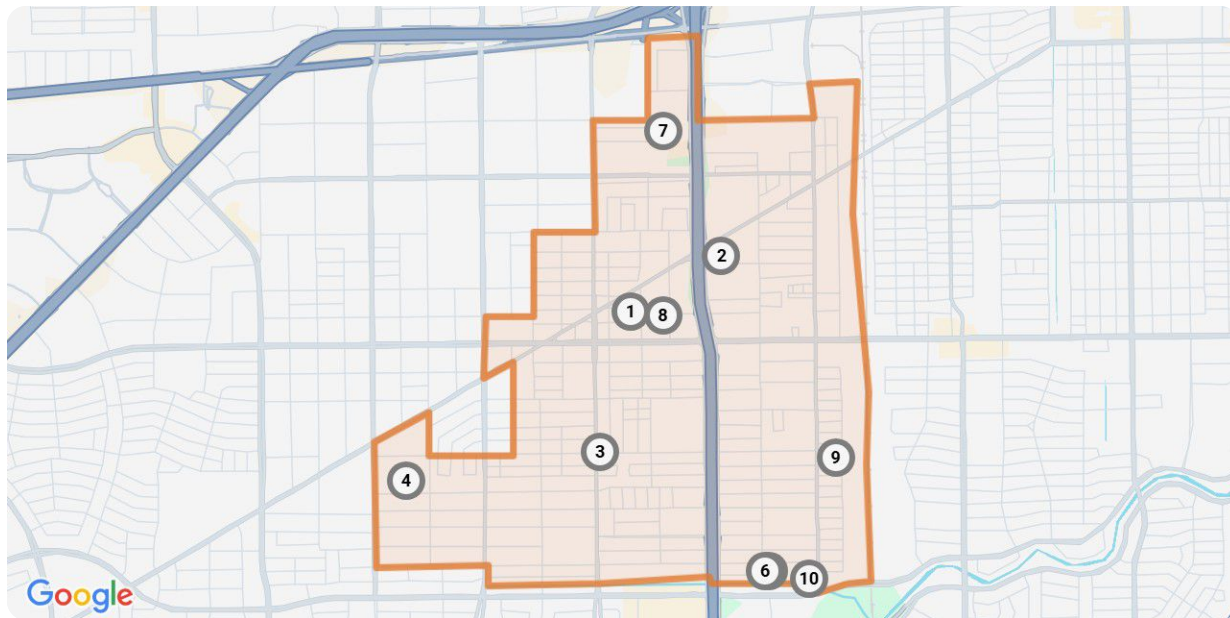


Bellaire, Texas

New: 10 properties		Property Type	Beds / Baths	Living Area (sq ft)	Lot Size	Year Built	List Date / Days in RPR	List Price / \$ Per Sq Ft
6	 <p>4911 Imperial St Bellaire, TX 77401 MLS ID: 46992271 ● Active / For Sale</p> <p><i>Listing Courtesy of eXp Realty LLC</i></p>	Single Family	5/4	3,900	8,255 sqft	2006	6/1/2026 6 days	\$1,375,000 \$353/sq ft
7	 <p>4301 Jane St Bellaire, TX 77401 MLS ID: 4624648 ● Active / For Sale</p> <p><i>Listing Courtesy of Good Day Realty</i></p>	Single Family	5/5	3,850	5,150 sqft	2026	6/1/2026 6 days	\$1,359,000 \$353/sq ft
8	 <p>4629 Cedar Oaks Ln Bellaire, TX 77401 MLS ID: 44083418 ● Active / For Sale</p> <p><i>Listing Courtesy of HomeSmart</i></p>	Single Family	4/2	1,723	8,451 sqft	1950	5/29/2026 9 days	\$449,900 \$261/sq ft
9	 <p>5413 Evergreen St Bellaire, TX 77401 MLS ID: 6415780 ● Active / For Sale</p> <p><i>Listing Courtesy of TAUS Realty</i></p>	Single Family	4/4	4,040	7,549 sqft	2003	5/29/2026 9 days	\$1,395,000 \$345/sq ft
10	 <p>5119 Locust St Bellaire, TX 77401 MLS ID: 3520352 ● Active / For Sale</p> <p><i>Listing Courtesy of NewTrust Real Estate</i></p>	Single Family	5/4	3,915	7,000 sqft	2013	5/29/2026 9 days	\$1,299,000 \$332/sq ft

Pending

Source: Listings



Legend

● Pending

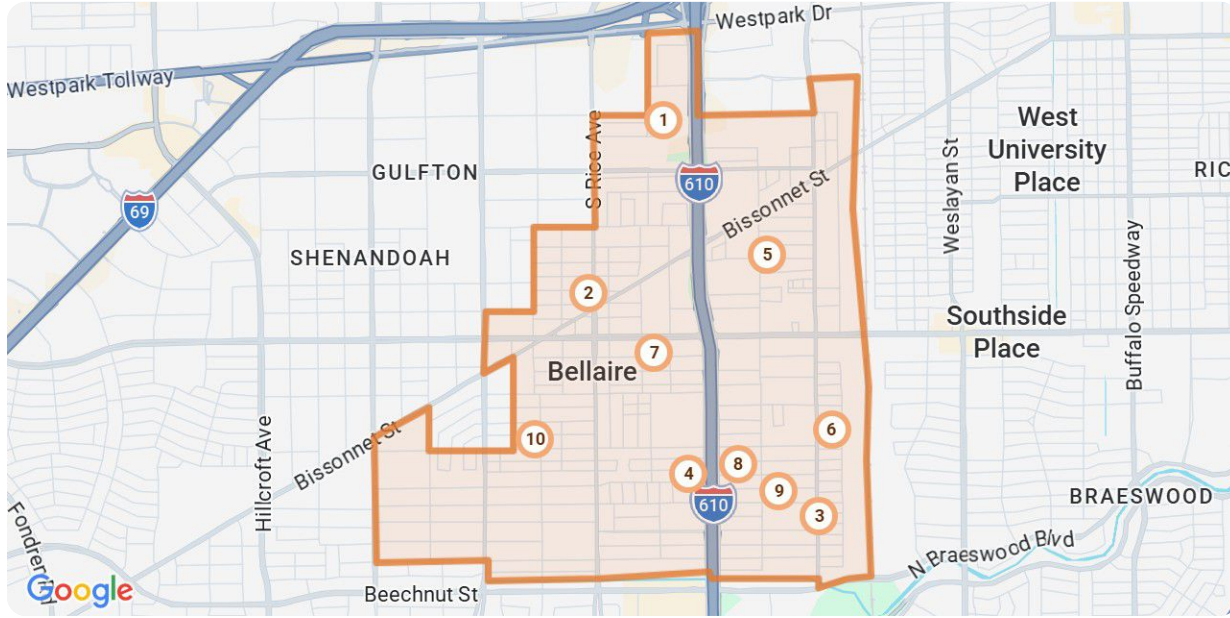


Pending: 10 properties		Property Type	Beds / Baths	Living Area (sq ft)	Lot Size / Year Built	List Date	List Price / \$ Per Sq Ft	Pending Date / Days in RPR
1	<p>4920 Cedar St Bellaire, TX 77401 MLS ID: 46807226 ● Pending / For Sale</p> <p><i>Listing Courtesy of Compass RE Texas, LLC - Houston</i></p>	Single Family	4/4	4,413	6,499 sqft 2007	5/29/2026	\$1,299,000 \$294/sq ft	6/2/2026 4 days
2	<p>4313 Dorothy St Bellaire, TX 77401 MLS ID: 25590473 ● Pending / For Sale</p> <p><i>Listing Courtesy of Compass RE Texas, LLC - Houston</i></p>	Single Family	4/3	3,388	5,127 sqft 1998	5/29/2026	\$1,035,000 \$305/sq ft	6/2/2026 4 days
3	<p>816 Anderson St Bellaire, TX 77401 MLS ID: 76830907 ● Pending / For Sale</p> <p><i>Listing Courtesy of Compass RE Texas, LLC - Houston</i></p>	Single Family	5/4	3,500	8,751 sqft 1994	5/7/2026	\$1,149,000 \$328/sq ft	6/1/2026 25 days
4	<p>1227 Howard Ln Bellaire, TX 77401 MLS ID: 79716104 ● Pending / For Sale</p> <p><i>Listing Courtesy of Compass RE Texas, LLC - Houston</i></p>	Single Family	5/6	4,960	6,878 sqft 2025	3/16/2026	\$1,490,000 \$300/sq ft	5/30/2026 75 days
5	<p>6316 Meredith Dr Bellaire, TX 77401 MLS ID: 58151917 ● Pending / For Sale</p> <p><i>Listing Courtesy of Roger Martin Properties</i></p>	Condo/Townhouse/Apt.	3/3	1,846	2,200 sqft 1977	4/29/2026	\$365,000 \$198/sq ft	5/30/2026 31 days
6	<p>4915 Evergreen St Bellaire, TX 77401 MLS ID: 44899941 ● Pending / For Sale</p> <p><i>Listing Courtesy of Martha Turner Sotheby's International Realty</i></p>	Single Family	3/4	3,548	6,360 sqft 2013	5/15/2026	\$1,250,000 \$352/sq ft	5/25/2026 10 days
7	<p>5213 Linden St Bellaire, TX 77401 MLS ID: 76013322 ● Pending / For Sale</p> <p><i>Listing Courtesy of M&B Property Group</i></p>	Single Family	3/2	1,863	8,751 sqft 1950	7/26/2025	\$649,750 \$349/sq ft	5/23/2026 301 days
8	<p>4605 Huisache St Bellaire, TX 77401 MLS ID: 54936489 ● Pending / For Sale</p> <p><i>Listing Courtesy of Compass RE Texas, LLC - Houston</i></p>	Single Family	5/6	4,861	7,802 sqft 2002	5/21/2026	\$1,599,000 \$329/sq ft	5/21/2026 - days
9	<p>4503 Holly St Bellaire, TX 77401 MLS ID: 60359370 ● Pending / For Sale</p> <p><i>Listing Courtesy of Greenwood King Properties - Kirby Office</i></p>	Single Family	4/4	3,781	8,773 sqft 2002	4/14/2026	\$1,200,000 \$317/sq ft	5/19/2026 35 days
10	<p>5006 Mayfair St Bellaire, TX 77401 MLS ID: 38576499 ● Pending / For Sale</p> <p><i>Listing Courtesy of NextHome Realty Center</i></p>	Single Family	4/4	4,244	8,255 sqft 2020	3/20/2026	\$1,425,000 \$336/sq ft	5/19/2026 60 days

Bellaire, Texas

Closed

Source: Public Records and Listings



Legend
● Closed

Closed: 10 properties		Property Type	Beds / Baths	Living Area (sq ft)	Lot Size / Year Built	Closed Date / Days in RPR	Closed Price / \$ Per Sq Ft	List to Sold Price %
1	 <p>4623 Verone St Bellaire, TX 77401 MLS ID: 73478780 Closed / For Sale <i>Courtesy of Compass RE Texas, LLC - Houston</i></p>	Single Family	5/6	4,924	8,908 sqft 2025	6/5/2026 23 days	\$1,775,000 \$360/sq ft	↓ 2.47%
2	 <p>4320 Wendell St Bellaire, TX 77401 MLS ID: 55899972 Closed / For Sale <i>Courtesy of Greenwood King Properties - Kirby Office</i></p>	Single Family	4/4	2,982	5,127 sqft 1994	6/5/2026 19 days	\$1,075,000 \$360/sq ft	↑ 13.17%
3	 <p>4909 Spruce St Bellaire, TX 77401 MLS ID: 60666102 Closed / For Sale <i>Courtesy of Compass RE Texas, LLC - The Heights</i></p>	Single Family	4/4	3,502	7,000 sqft 1994	6/1/2026 32 days	\$1,290,000 \$368/sq ft	↓ 4.44%
4	 <p>4416 Holt St Bellaire, TX 77401 MLS ID: 62560844 Closed / For Sale <i>Courtesy of R. Alexa Group</i></p>	Single Family	4/3	1,629	5,127 sqft 1950	5/29/2026 32 days	\$472,000 \$290/sq ft	↓ 5.59%
5	 <p>143 Whipple Dr Bellaire, TX 77401 MLS ID: 91967177 Closed / For Sale <i>Courtesy of Martha Turner Sotheby's International Realty</i></p>	Single Family	3/2	1,631	6,403 sqft 1950	5/29/2026 3 days	\$530,000 \$325/sq ft	↓ 0.93%

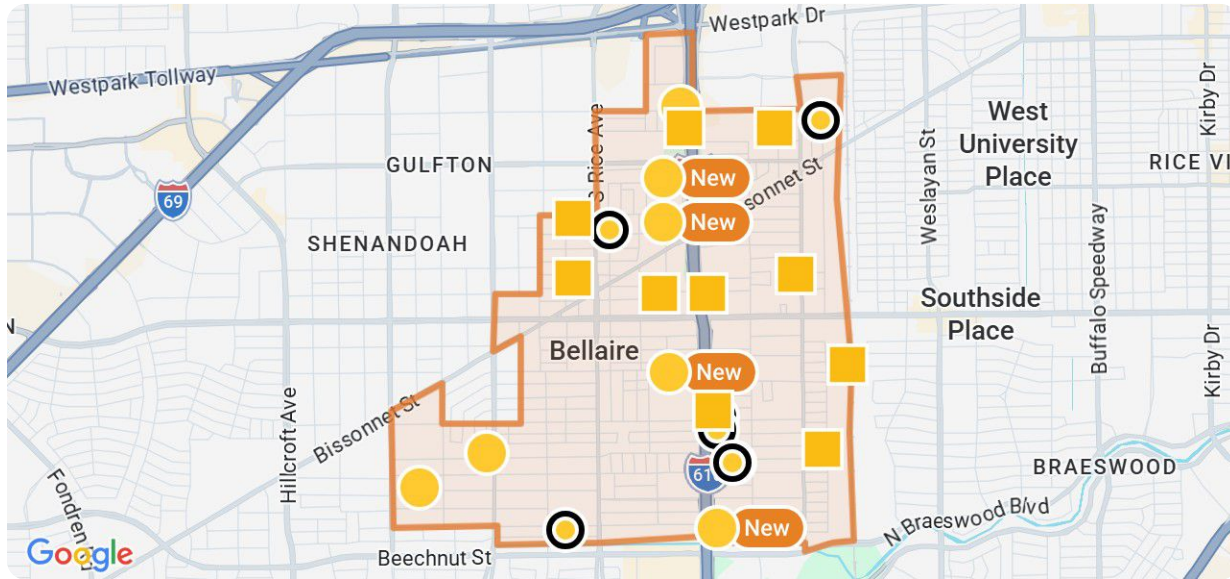


Closed: 10 properties		Property Type	Beds / Baths	Living Area (sq ft)	Lot Size / Year Built	Closed Date / Days in RPR	Closed Price / \$ Per Sq Ft	List to Sold Price %
	 <p>505 Wilmington Dr Bellaire, TX 77401 MLS ID: 44089354 Closed / For Sale</p> <p><i>Courtesy of TERRAFORTE</i></p>	Single Family	4/6	5,133	8,451 sqft 2026	5/29/2026 50 days	\$2,100,000 \$409/sq ft	↓ 8.5%
	 <p>5230 Woodlawn Pl, #11 Bellaire, TX 77401 MLS ID: 20875173 Closed / For Sale</p> <p><i>Courtesy of Coldwell Banker Realty - Bellaire-Metropolitan</i></p>	Condo/Townhouse/Apt.	3/3	2,018	2,200 sqft 1978	5/28/2026 42 days	\$295,000 \$146/sq ft	↓ 1.34%
	 <p>16 Alpine Ct Bellaire, TX 77401 Closed / Public Record</p>	Single Family	2/3	2,524	2,609 sqft 1980	5/27/2026 - days	- \$210/sq ft	-
	 <p>4614 Spruce St Bellaire, TX 77401 MLS ID: 59532369 Closed / For Sale</p> <p><i>Courtesy of eXp Realty LLC</i></p>	Single Family	4/5	3,979	9,448 sqft 1998	5/27/2026 22 days	\$1,460,000 \$367/sq ft	↓ 7.3%
	 <p>4405 Wendell St Bellaire, TX 77401 MLS ID: 80630274 Closed / For Sale</p> <p><i>Courtesy of Keller Williams Realty Metropolitan</i></p>	Single Family	4/3	2,673	5,127 sqft 1992	5/26/2026 17 days	\$976,500 \$365/sq ft	↓ 2.35%

Bellaire, Texas

Summary

For Lease Activity in the Last 3 Months



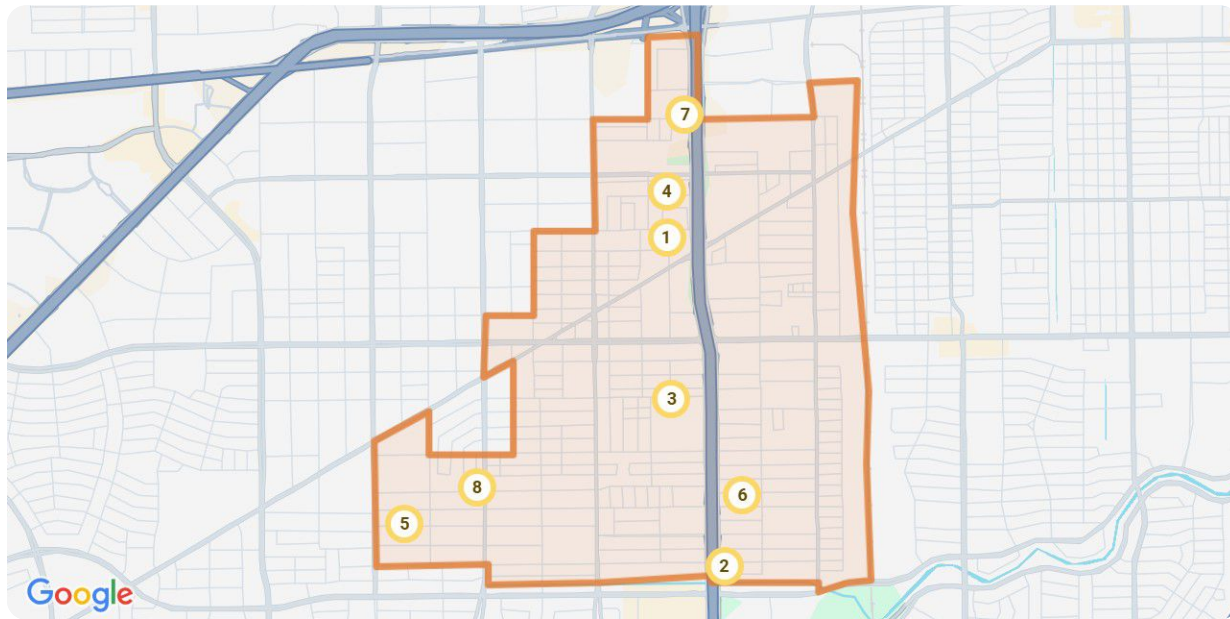
	New	Pending	Closed
Number of Properties	10	6	10
Lowest Listing Price / Est.Value	\$1,850	\$2,200	\$1,900
Median Listing Price / Est.Value	\$2,900	\$2,500	\$2,325
Highest Listing Price / Est.Value	\$7,999	\$4,995	\$4,500
Average Price / sqft	\$2	\$2	\$2
Median Price / sqft	\$2	\$2	\$2
Average Days in RPR	11	12	31
Median Days in RPR	11	12	19
Total Volume	\$41,574	\$18,795	\$27,550
Source	Listings	Listings	Public Records & Listings

Bellaire, Texas

Market Activity Breakdown

New

Source: Listings



Legend

● Active For Lease

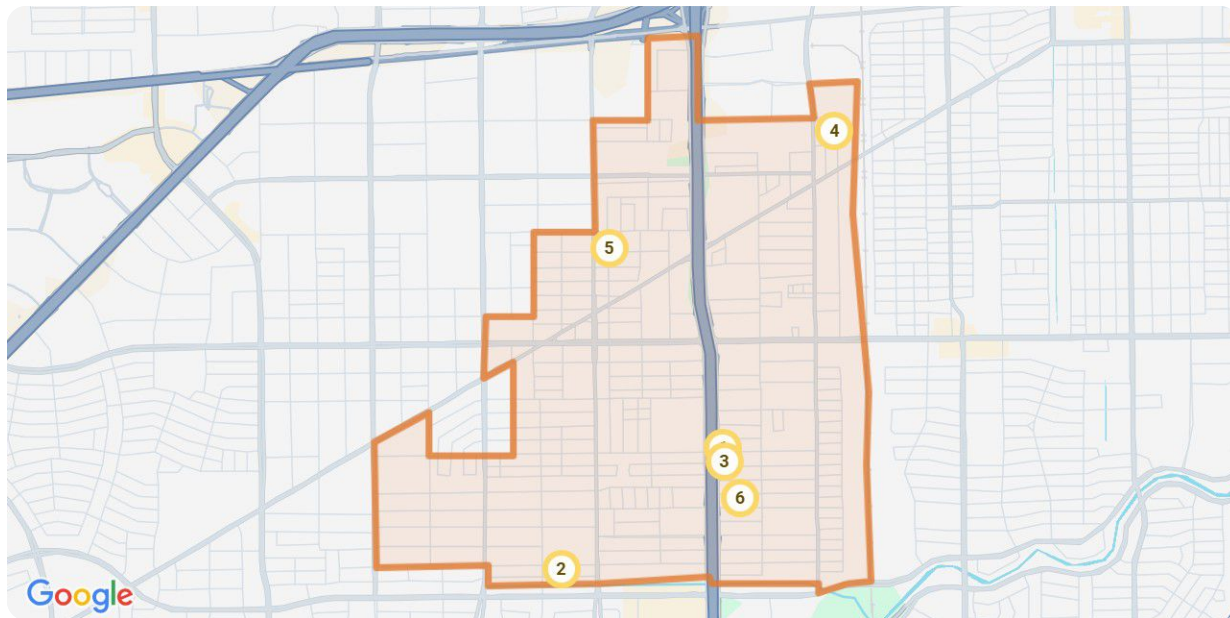
New: 10 properties		Property Type	Beds / Baths	Living Area (sq ft)	Lot Size	Year Built	List Date / Days in RPR	List Price / \$ Per Sq Ft
1	 <p>4713 Saxon St Bellaire, TX 77401 MLS ID: 72588929 ● Active / For Lease</p> <p><i>Courtesy of Joyce Keeble</i></p>	Single Family	3/2	1,590	9,099 sqft	1954	6/4/2026 3 days	\$2,200 mo. \$1/sq ft
2	 <p>5564 Aspen St Bellaire, TX 77401 MLS ID: 21987749 ● Active / For Lease</p> <p><i>Courtesy of Hallmark Properties, Inc.</i></p>	Single Family	3/3	2,108	9,448 sqft	1950	6/2/2026 5 days	\$2,775 mo. \$1/sq ft
3	 <p>4402 Holt St Bellaire, TX 77401 MLS ID: 10302705 ● Active / For Lease</p> <p><i>Courtesy of Ark Real Estate Partners, LLC</i></p>	Single Family	4/4	3,513	5,127 sqft	1991	6/2/2026 5 days	\$5,250 mo. \$1/sq ft
4	 <p>7002 Newcastle St Bellaire, TX 77401 MLS ID: 75114018 ● Active / For Lease</p> <p><i>Courtesy of NB Elite Realty</i></p>	Single Family	4/5	3,367	5,998 sqft	2003	6/1/2026 6 days	\$7,999 mo. \$2/sq ft
5	 <p>4403 Cynthia St Bellaire, TX 77401 MLS ID: 37632997 ● Active / For Lease</p> <p><i>Courtesy of Keller Williams Memorial</i></p>	Single Family	2/1	770	5,127 sqft	1950	5/30/2026 8 days	\$1,850 mo. \$2/sq ft









New: 10 properties		Property Type	Beds / Baths	Living Area (sq ft)	Lot Size	Year Built	List Date / Days in RPR	List Price / \$ Per Sq Ft
	 4517 Larch Ln Bellaire, TX 77401 MLS ID: 48050033 ● Active / For Lease <i>Courtesy of J. Lindsey Properties</i>	Condo/Townhouse/Apt.	4/4	3,051	7,501 sqft	2025	5/25/2026 13 days	\$7,000 mo. \$2/sq ft
	 5124 Beech St Bellaire, TX 77401 MLS ID: 29753903 ● Active / For Lease <i>Courtesy of Forever Realty, LLC</i>	Single Family	3/1	1,438	7,501 sqft	1948	5/21/2026 17 days	\$2,400 mo. \$2/sq ft
	 4629 Cedar Oaks Ln Bellaire, TX 77401 MLS ID: 58784854 ● Active / For Lease <i>Courtesy of HomeSmart</i>	Single Family	4/2	1,723	8,450 sqft	1950	5/21/2026 17 days	\$3,000 mo. \$2/sq ft
	 4923 Palmetto St Bellaire, TX 77401 MLS ID: 78530625 ● Active / For Lease <i>Courtesy of Keller Williams Memorial</i>	Single Family	5/5	5,142	7,683 sqft	1993	5/21/2026 17 days	\$6,300 mo. \$1/sq ft
	 4715 Laurel St Bellaire, TX 77401 MLS ID: 29280485 ● Active / For Lease <i>Courtesy of R. Alexa Group</i>	Single Family	2/1	1,517	8,820 sqft	1949	5/15/2026 23 days	\$2,800 mo. \$2/sq ft

Pending

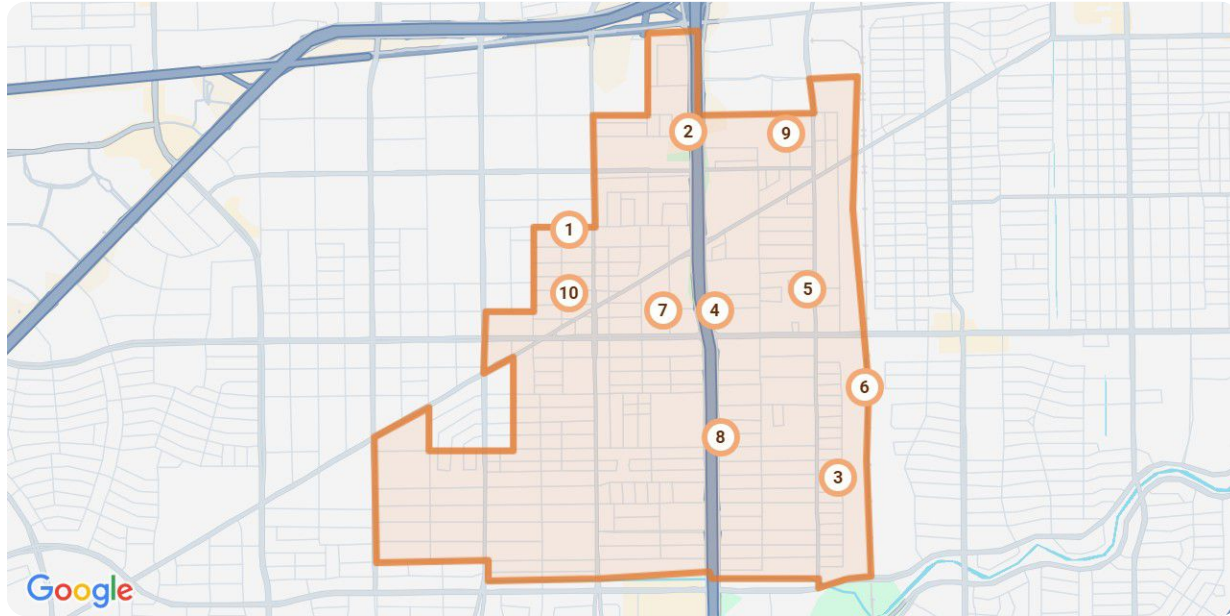
Source: Listings



Pending: 6 properties		Property Type	Beds / Baths	Living Area (sq ft)	Lot Size / Year Built	List Date	List Price / \$ Per Sq Ft	Pending Date / Days in RPR
1	 <p>5127 Maple St Bellaire, TX 77401 MLS ID: 64249118 Pending / For Lease</p> <p><i>Courtesy of Compass RE Texas, LLC - Houston</i></p>	Single Family	3/1	1,359	7,344 sqft 1952	5/20/2026	\$2,400 mo. \$2/sq ft	6/5/2026 16 days
2	 <p>4425 Mildred St Bellaire, TX 77401 MLS ID: 86962569 Pending / For Lease</p> <p><i>Courtesy of Coldwell Banker Realty - Bellaire-Metropolitan</i></p>	Single Family	4/3	2,654	5,127 sqft 1992	5/13/2026	\$4,995 mo. \$2/sq ft	6/4/2026 22 days
3	 <p>5227 Maple St Bellaire, TX 77401 MLS ID: 48093463 Pending / For Lease</p> <p><i>Courtesy of Keller Williams Realty Metropolitan</i></p>	Single Family	2/1	1,265	7,344 sqft 1952	5/28/2026	\$2,200 mo. \$2/sq ft	6/3/2026 6 days
4	 <p>4623 Laurel St Bellaire, TX 77401 MLS ID: 37820807 Pending / For Lease</p> <p><i>Courtesy of Keller Williams Realty Southwest</i></p>	Single Family	3/3	3,144	6,473 sqft 2006	5/19/2026	\$4,200 mo. \$1/sq ft	5/28/2026 9 days
5	 <p>4812 Palmetto St Bellaire, TX 77401 MLS ID: 46801481 Pending / For Lease</p> <p><i>Courtesy of Pillar Realty & Associates</i></p>	Single Family	3/3	2,212	3,232 sqft 1973	5/15/2026	\$2,550 mo. \$1/sq ft	5/20/2026 5 days
6	 <p>4615 Braeburn Dr Bellaire, TX 77401 MLS ID: 16363338 Pending / For Lease</p> <p><i>Courtesy of Elite Texas Properties</i></p>	Single Family	3/1	1,379	8,772 sqft 1950	3/27/2026	\$2,450 mo. \$2/sq ft	4/10/2026 14 days

Closed

Source: Public Records and Listings



Legend

● Closed

Closed: 10 properties		Property Type	Beds / Baths	Living Area (sq ft)	Lot Size / Year Built	Closed Date / Days in RPR	Closed Price / \$ Per Sq Ft	List to Sold Price %
1	 <p>5218 Palmetto St Bellaire, TX 77401 MLS ID: 17118578 ■ Closed / For Lease <i>Courtesy of Keller Williams Realty Southwest</i></p>	Condo/Townhouse/Apt.	3/3	1,813	4,329 sqft / 1979	6/5/2026 / 21 days	- / \$2/sq ft	-
2	 <p>5125 Maple St Bellaire, TX 77401 MLS ID: 36473678 ■ Closed / For Lease <i>Courtesy of Better Homes and Gardens Real Estate Gary Greene - West Gray</i></p>	Single Family	3/2	1,353	7,344 sqft / 1951	6/2/2026 / 134 days	- / \$2/sq ft	-
3	 <p>1111 Mulberry Ln Bellaire, TX 77401 MLS ID: 78006775 ■ Closed / For Lease <i>Courtesy of Keller Williams Memorial</i></p>	Single Family	3/3	2,890	6,899 sqft / 1997	6/1/2026 / 63 days	- / \$1/sq ft	-
4	 <p>4301 Dorothy St Bellaire, TX 77401 MLS ID: 61795433 ■ Closed / For Lease <i>Courtesy of Atlas Real Estate</i></p>	Single Family	2/1	836	8,100 sqft / 1950	5/31/2026 / 16 days	- / \$2/sq ft	-
5	 <p>16 Alpine Ct Bellaire, TX 77401 MLS ID: 30380602 ■ Closed / For Lease <i>Courtesy of OMAC Realty LLC</i></p>	Condo/Townhouse/Apt.	3/4	2,748	- / 1980	5/30/2026 / 4 days	- / \$1/sq ft	-

Bellaire, Texas

Closed: 10 properties		Property Type	Beds / Baths	Living Area (sq ft)	Lot Size / Year Built	Closed Date / Days in RPR	Closed Price / \$ Per Sq Ft	List to Sold Price %
6	 <p>18 Townhouse Ct Bellaire, TX 77401 MLS ID: 46385787 Closed / For Lease</p> <p><i>Courtesy of Black Rock CRE</i></p>	Condo/Townhouse/Apt.	3/3	2,080	2,195 sqft / 1975	5/22/2026 / 16 days	- / \$1/sq ft	-
7	 <p>6 Pembroke Ct Bellaire, TX 77401 MLS ID: 89876468 Closed / For Lease</p> <p><i>Courtesy of Compass RE Texas, LLC - Houston</i></p>	Single Family	4/4	2,224	4,020 sqft / 1987	5/15/2026 / 21 days	- / \$2/sq ft	-
8	 <p>6501 Gambier Ln Bellaire, TX 77401 MLS ID: 61302450 Closed / For Lease</p> <p><i>Courtesy of Texas Signature Realty</i></p>	Condo/Townhouse/Apt.	2/3	1,452	2,360 sqft / 1972	5/14/2026 / 5 days	- / \$2/sq ft	-
9	 <p>4626 Evergreen St Bellaire, TX 77401 MLS ID: 38921253 Closed / For Lease</p> <p><i>Courtesy of Greenwood King Properties - Kirby Office</i></p>	Single Family	3/2	1,348	8,450 sqft / 1952	5/11/2026 / 4 days	- / \$1/sq ft	-
10	 <p>4924 Palmetto St Bellaire, TX 77401 MLS ID: 73658562 Closed / For Lease</p> <p><i>Courtesy of Keller Williams Realty Metropolitan</i></p>	Single Family	3/1	1,246	0.33 acres / 1950	5/11/2026 / 28 days	- / \$2/sq ft	-

About RPR

- RPR® is the nation's largest property database, exclusively for REALTORS®. It empowers REALTORS® to help buyers and sellers make informed decisions, backed by a real estate database covering more than 160 million residential and commercial properties in the United States.
- RPR is a wholly owned subsidiary of the National Association of REALTORS® and a member benefit to REALTORS®.
- RPR's data sources range from MLSs and county-level tax and assessment offices, to the U.S. Census and FEMA, to specialty data set providers such as Esri (consumer data), Niche (school information) and Precisely (geographic boundaries).

Learn More

For more information about RPR, please visit RPR's public website: <https://blog.narrpr.com>

