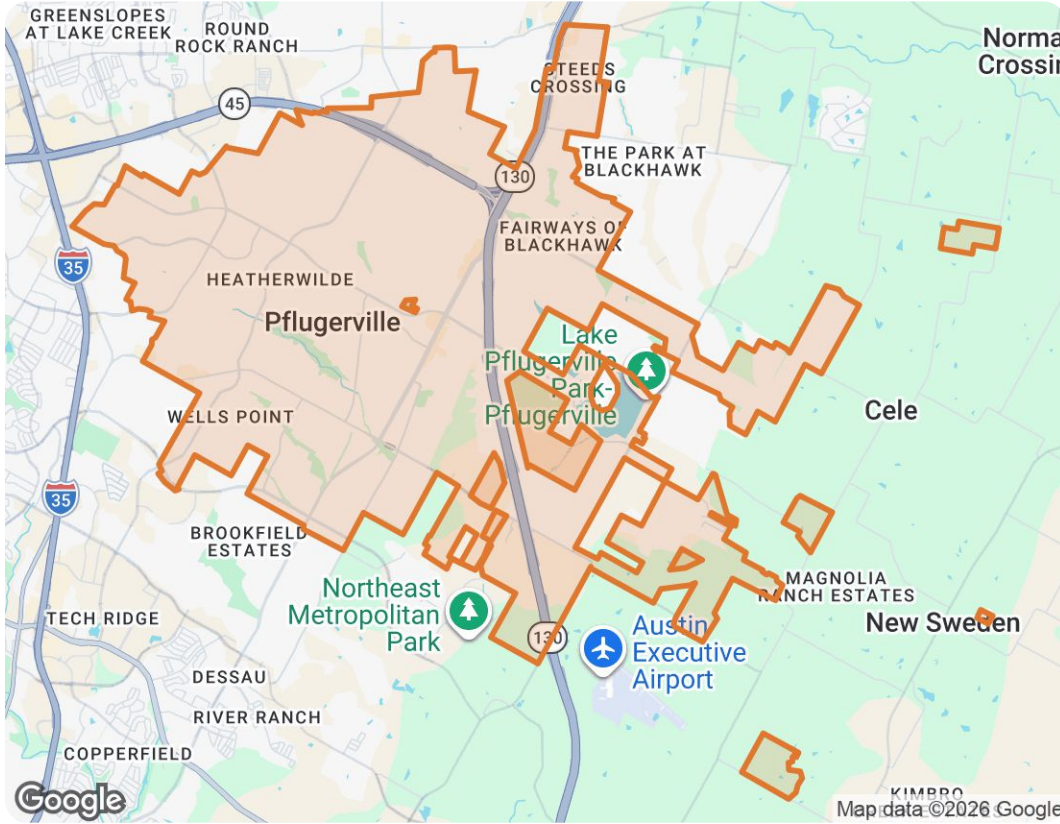


Pflugerville, Texas



The biggest buyer rebates and lowest selling fees in real estate – without sacrificing full-service support, 7 days a week.

ShopProp Licensed CA, WA, HI, AZ, MI, TX, VA, CO

📞 Office (888) 821-0556

✉️ team@shopprop.com

🌐 www.shopprop.com

Shop|Prop

ShopProp Inc.

Market Trends

Market Trends for Pflugerville, Texas

Single Family + Condo/Townhouse/Apt.

May 2026

Market Type



Key Details

Months of Inventory	Sold to List Price %	Median Days in RPR	Median Sold Price
4.62	97.3%	48	\$367,000
↑ 2.67% MoM	↓ 1.18% MoM	↑ 23.08% MoM	↓ 5.66% MoM

This represents an estimated sale price for this property. It is not the same as the opinion of value in an appraisal developed by a licensed appraiser under the Uniform Standards of Professional Appraisal Practice.



Pflugerville, Texas

May 2026 Median Estimated Property Value

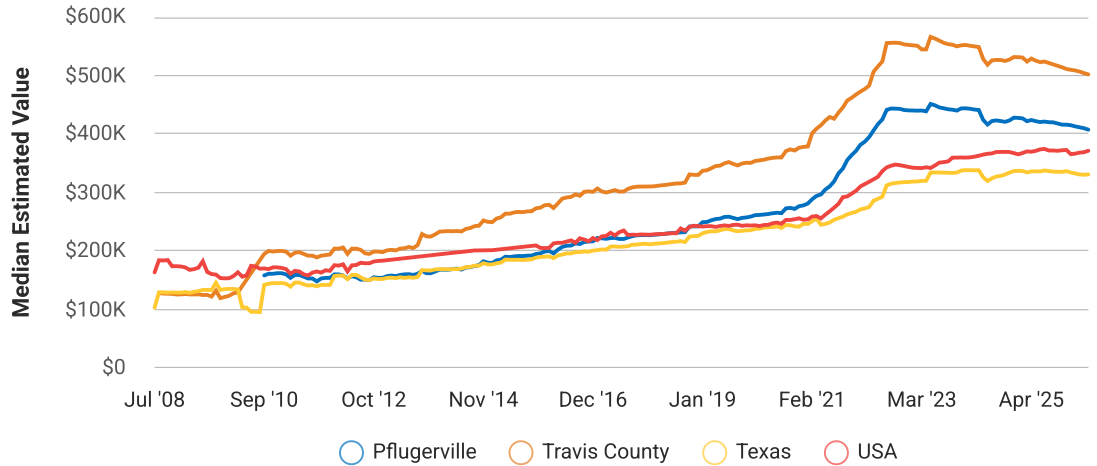
Single Family + Condo/Townhouse/Apt.

This graphic displays property estimates for a market area and a subject property, where one has been selected. Estimated property values are generated by a valuation model and are not formal appraisals.

Source: Public records, and MLS sources where licensed

Update Frequency: Monthly

Median Estimated Value \$407,520	Last Month Change -0.6%	12 Month Change -3.4%
---	--	--



May 2026 Active Listings

Pflugerville, Texas

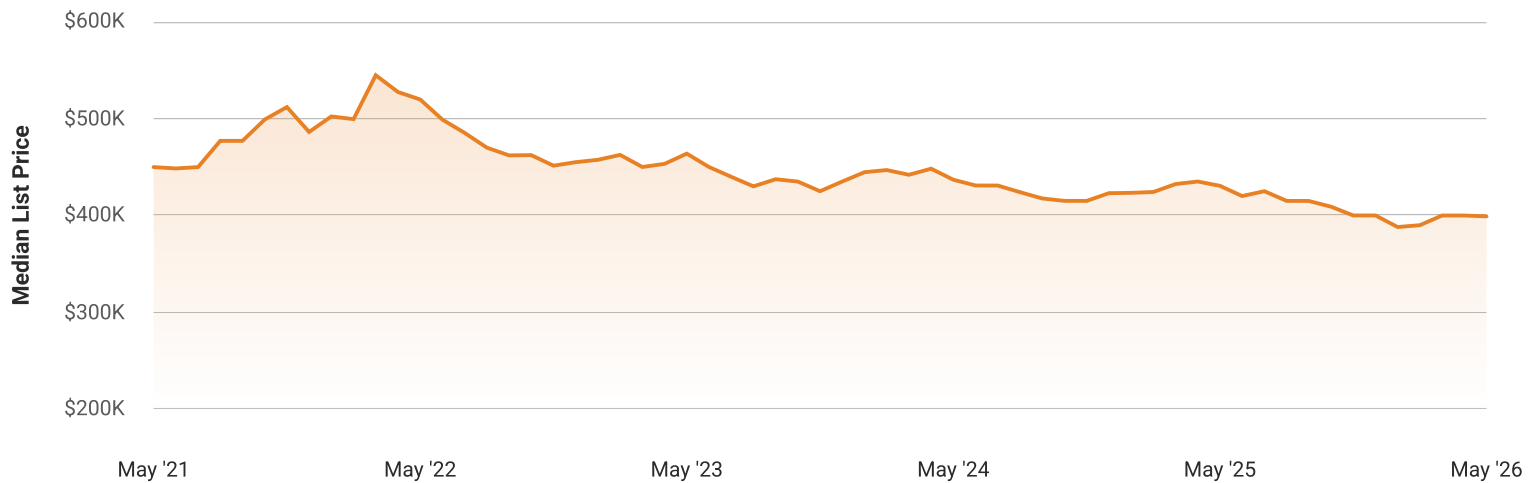
Single Family + Condo/Townhouse/Apt.

This graphic summarizes key statistics for properties that were in an active status on the last day of each month. RPR uses list date and a derived pending date to determine if the listing was active on the last day of the month. An end-of-month snapshot of active listings helps to understand inventory levels, price points and duration on the market.

Source: Listing sources

Update Frequency: Monthly

Median List Price - \$399,000 ↓ 0.2% Month over Month



Pflugerville, Texas

May 2026 Sold Listings

Pflugerville, Texas

Single Family + Condo/Townhouse/Apt.

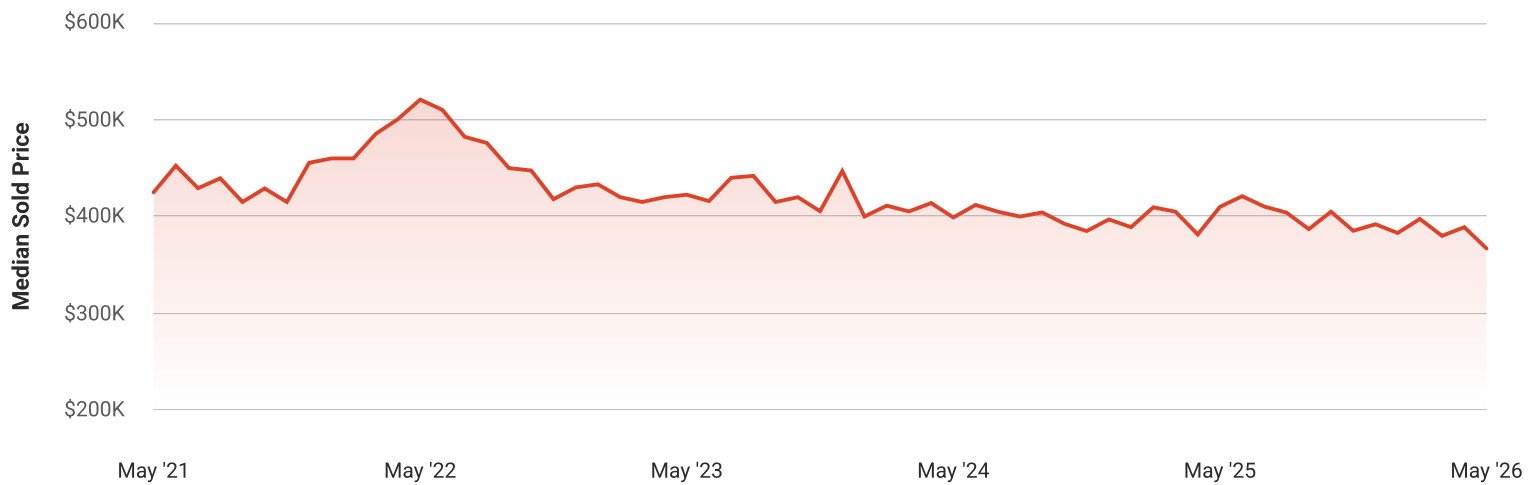
This graphic summarizes key statistics for properties that sold each month. RPR uses a derived sold date to determine when a property moved into a sold status within the given month. These statistics are important for understanding the price points on sold properties as well as the difference between the list price and sold price, which reveals whether buyers are paying over or under the asking price.

Source: Listing sources

Update Frequency: Monthly

Median Sold Price - \$367,000

↓ 5.7% Month over Month



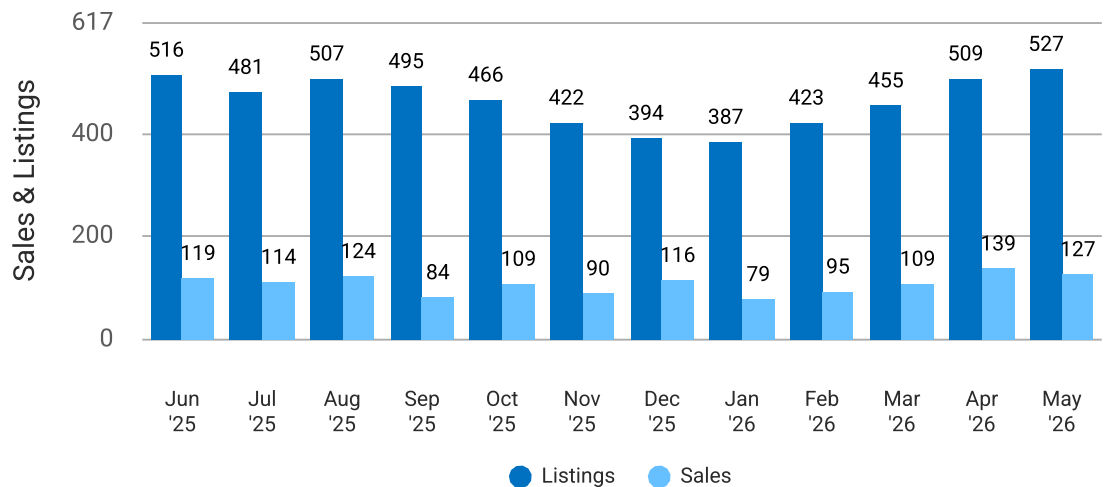
Total Sales and Active Listings in Pflugerville, Texas

Single Family + Condo/Townhouse/Apt.

This graph compares the number of sales with the number of active listings in the local market.

Source: MLS data where licensed

Update Frequency: Monthly



Pflugerville, Texas

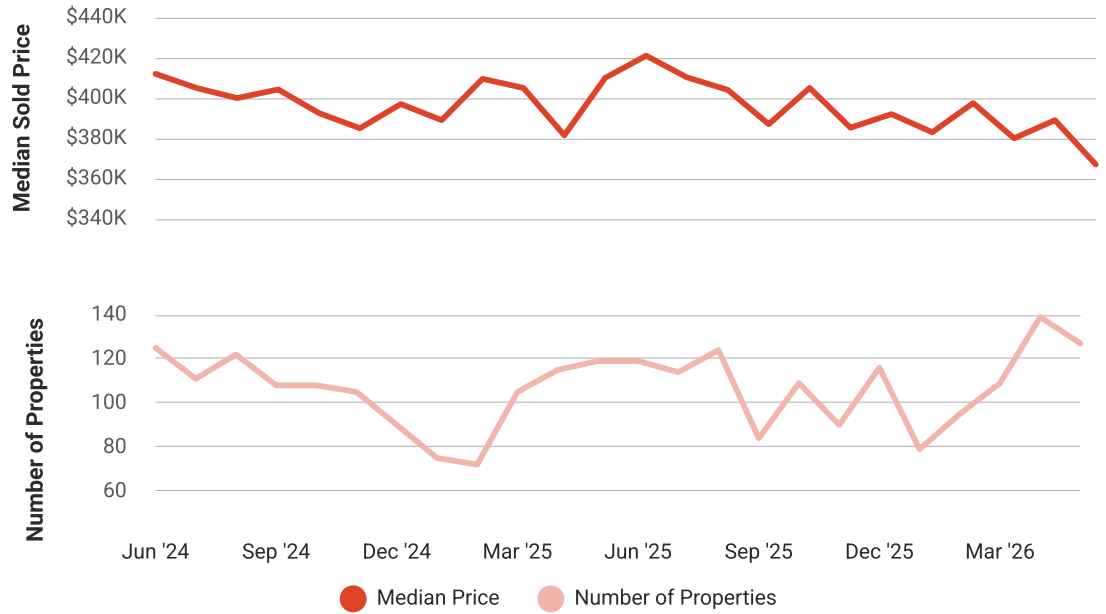
Median Sold Price vs Sold Listings in Pflugerville, Texas

Single Family + Condo/Townhouse/Apt.

This chart compares the trend of median sold price and number of sold listings for the given location.

Source: Listing Data

Update Frequency: Monthly



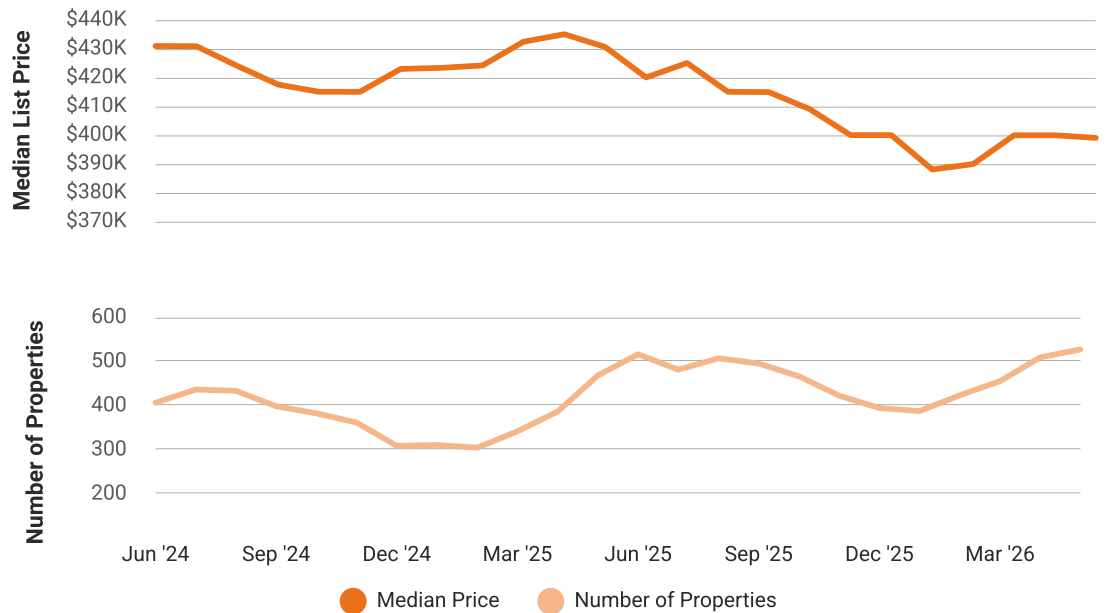
Median List Price vs Active Listings in Pflugerville, Texas

Single Family + Condo/Townhouse/Apt.

This chart compares the trend of median list price and number of active properties for the given location.

Source: Listing Data

Update Frequency: Monthly



Market Snapshot

Value and Price Changes

	Current	Last Month	Last 3 Months	Last 12 Months	Last 24 Months	Last 36 Months
Median Est. Property Value Last Updated: 5/31/2026	\$407,520	\$410,000 -0.6%	\$413,120 -1.36%	\$422,000 -3.43%	\$424,170 -3.93%	\$451,480 -9.74%
Median Sold Price Last Updated: 5/31/2026	\$367,000	\$389,000 -5.66%	\$397,500 -7.67%	\$410,000 -10.49%	\$399,000 -8.02%	\$422,500 -13.14%
Median List Price Last Updated: 5/31/2026	\$399,000	\$399,900 -0.23%	\$389,900 +2.33%	\$430,562 -7.33%	\$436,835 -8.66%	\$463,804 -13.97%

About this Data: Because some brokerages may choose not to include their MLS listing content within the RPR platform, the analysis contained in this report may not have been created using all the available listing data within this geographical market. Median estimated property values are generated by a valuation model and are not formal appraisals. Valuations are based on public records and MLS data where licensed. The Metrics displayed here reflect **All Residential Single Family, Condo, Townhouse and Apartment properties** data.

Market Activity

Market Activity Filters

Sort Order: Date

Maximum Properties Per Change Type: 10

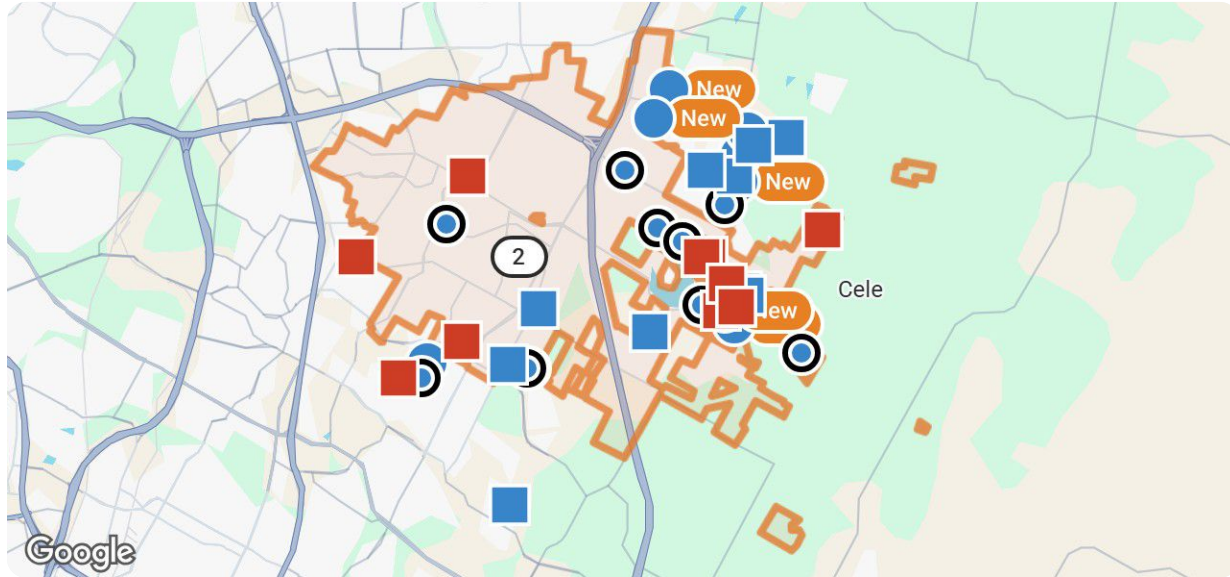
Change Types: New Listings, Pending, Closed, Distressed

Property Types: Single Family, Condo/Townhouse/Apt

Property Features: Sale Price: Any, Lease Price: Any, Beds: Any, Baths: Any, Living Area: Any, Lot Size (acre): Any, Year Built: Any

Summary

For Sale Activity in the Last 3 Months



Legend

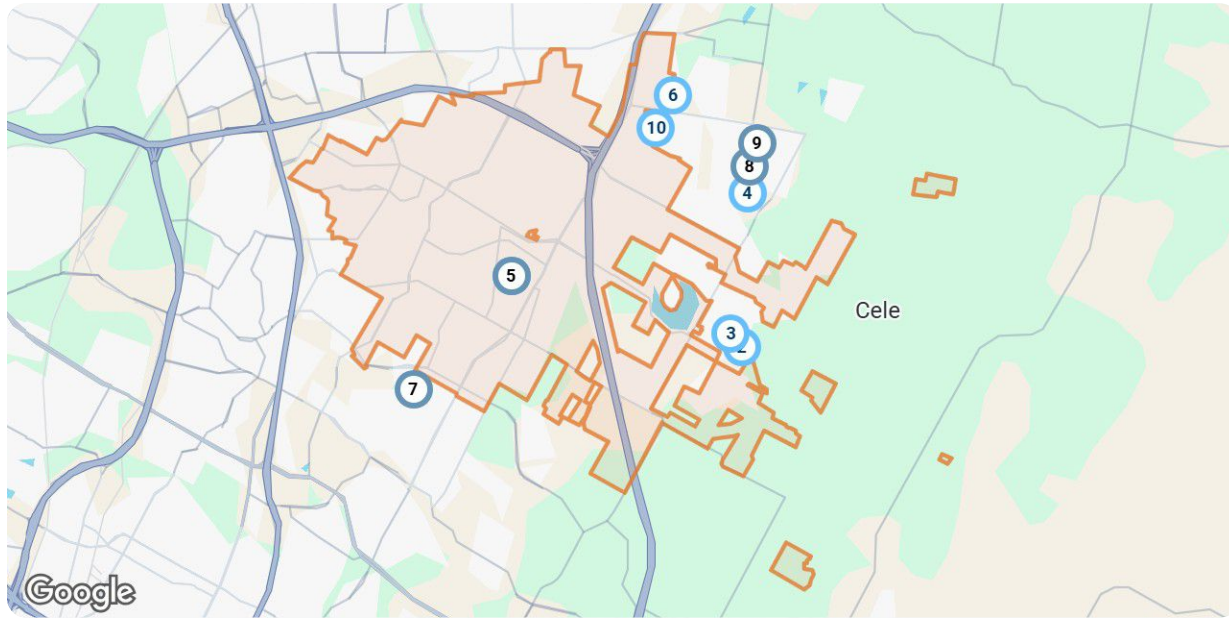
- For Sale
- For Sale Pending
- Distressed For Sale or Lease
- Recently Closed
- Distressed

	New	Pending	Closed	Distressed
Number of Properties	10	10	10	10
Lowest Listing Price / Est.Value	\$200,000	\$314,000	\$210,000	\$244,640
Median Listing Price / Est.Value	\$432,000	\$369,499	\$422,500	\$423,740
Highest Listing Price / Est.Value	\$619,950	\$625,000	\$630,000	\$554,470
Average Price / sqft	\$194	\$183	\$196	\$188
Median Price / sqft	\$193	\$172	\$188	\$189
Average Days in RPR	18	65	53	5
Median Days in RPR	1	51	34	5
Total Volume	\$4,297,750	\$4,172,007	\$4,090,000	\$3,747,230
Source	Listings	Listings	Public Records & Listings	Public Records & Listings

Market Activity Breakdown




New

Source: Listings



Legend

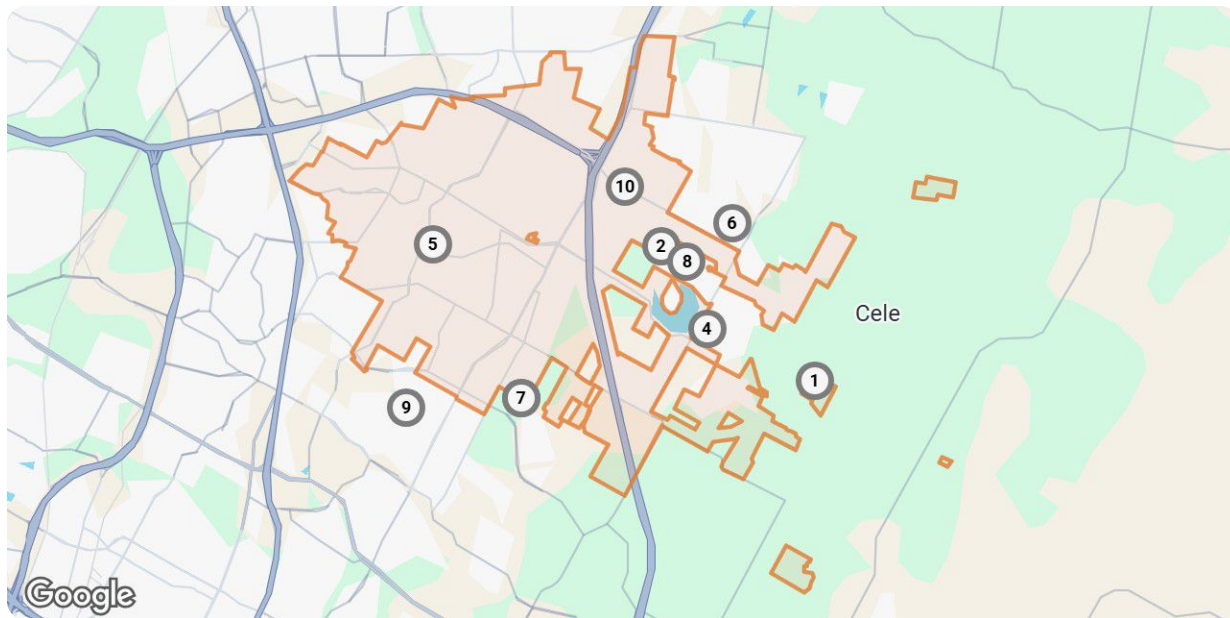
- Active For Sale
- Active Under Contract

New: 10 properties		Property Type	Beds / Baths	Living Area (sq ft)	Lot Size	Year Built	List Date / Days in RPR	List Price / \$ Per Sq Ft
1	 <p>19133 Ariel Elena Way Pflugerville, TX 78660 MLS ID: 6893687 ● Active / For Sale</p> <p><i>Listing Courtesy of All City Real Estate Ltd. Co</i></p>	Single Family	5/4	3,104	7,501 sqft	2026	6/7/2026 - days	\$619,950 \$200/sq ft
2	 <p>1405 Firebush Dr Pflugerville, TX 78660 MLS ID: 8560166 ● Active Under Contract / For Sale</p> <p><i>Listing Courtesy of Real Broker, LLC</i></p>	Single Family	4/2	2,101	9,174 sqft	2001	5/15/2026 23 days	\$449,000 \$214/sq ft
3	 <p>1000 W Noton St Pflugerville, TX 78660 MLS ID: 5831051 ● Active Under Contract / For Sale</p> <p><i>Listing Courtesy of The Gardner Group, Inc.</i></p>	Single Family	4/3	2,621	0.26 acres	1985	4/15/2026 53 days	\$415,000 \$158/sq ft
4	 <p>1121 Orchard Park Cir Pflugerville, TX 78660 MLS ID: 3231279 ● Active Under Contract / For Sale</p> <p><i>Listing Courtesy of Keller Williams Realty Lone St</i></p>	Condo/Townhouse/Apt.	3/2	1,373	5,175 sqft	1985	4/3/2026 65 days	\$200,000 \$146/sq ft
5	 <p>18701 Pencil Cactus Dr Pflugerville, TX 78660 MLS ID: 1182263 ● Active / For Sale</p> <p><i>Listing Courtesy of Spyglass Realty</i></p>	Single Family	3/2	1,955	9,060 sqft	2007	6/7/2026 - days	\$365,000 \$187/sq ft

New: 10 properties		Property Type	Beds / Baths	Living Area (sq ft)	Lot Size	Year Built	List Date / Days in RPR	List Price / \$ Per Sq Ft
	19100 Ariel Elena Way Pflugerville, TX 78660 MLS ID: 2623869 ● Active / For Sale <i>Listing Courtesy of All City Real Estate Ltd. Co</i>	Single Family	4/3	2,401	7,501 sqft	2025	6/6/2026 1 day	\$559,950 \$233/sq ft
	19132 Ariel Elena Way Pflugerville, TX 78660 MLS ID: 3478505 ● Active / For Sale <i>Listing Courtesy of All City Real Estate Ltd. Co</i>	Single Family	3/2	2,018	7,501 sqft	2025	6/6/2026 1 day	\$499,950 \$248/sq ft
	2701 Auburn Chestnut Ln Pflugerville, TX 78660 MLS ID: 8673815 ● Active / For Sale <i>Listing Courtesy of Compass RE Texas, LLC</i>	Single Family	3/2	1,771	6,042 sqft	2016	6/6/2026 1 day	\$399,900 \$226/sq ft
	2102 Chincho Dr Pflugerville, TX 78660 MLS ID: 9028634 ● Active / For Sale <i>Listing Courtesy of Cavalier Real Estate</i>	Single Family	4/3	2,963	0.43 acres	2004	6/6/2026 1 day	\$499,000 \$168/sq ft
	1017 Coronation Way Pflugerville, TX 78660 MLS ID: 3041352 ● Active / For Sale <i>Listing Courtesy of Keller Williams Realty</i>	Single Family	3/3	1,752	5,271 sqft	2006	6/6/2026 1 day	\$290,000 \$166/sq ft











Pending

Source: Listings



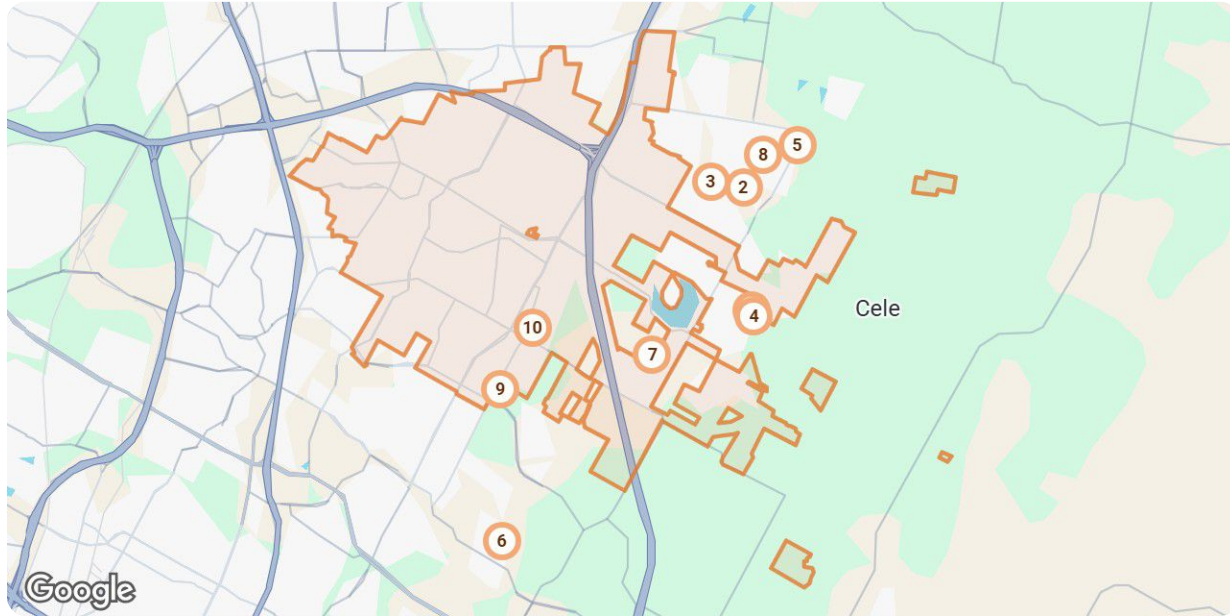
Legend

● Pending

Pending: 10 properties		Property Type	Beds / Baths	Living Area (sq ft)	Lot Size / Year Built	List Date	List Price / \$ Per Sq Ft	Pending Date / Days in RPR
1	 <p>1608 Jonas Cv Pflugerville, TX 78660 MLS ID: 9909851 Pending / For Sale</p> <p><i>Listing Courtesy of Alexander Properties</i></p>	Single Family	5/2	1,643	7,000 sqft 2026	4/16/2026	\$456,790 \$278/sq ft	6/6/2026 51 days
2	 <p>18120 Moreto Loop Pflugerville, TX 78660 MLS ID: 1021594 Pending / For Sale</p> <p><i>Listing Courtesy of Coldwell Banker Apex</i></p>	Single Family	4/3	2,138	6,120 sqft 2014	2/12/2026	\$360,000 \$168/sq ft	6/6/2026 114 days
3	 <p>20832 Carries Ranch Rd Pflugerville, TX 78660 MLS ID: 7715902 Pending / For Sale</p> <p><i>Listing Courtesy of All City Real Estate Ltd. Co</i></p>	Single Family	4/4	3,215	8,207 sqft 2021	4/17/2026	\$625,000 \$194/sq ft	6/5/2026 49 days
4	 <p>1024 Portchester Castle Path Pflugerville, TX 78660 MLS ID: 9212266 Pending / For Sale</p> <p><i>Listing Courtesy of Compass RE Texas, LLC</i></p>	Single Family	5/3	3,684	9,100 sqft 2005	1/28/2026	\$469,990 \$128/sq ft	6/5/2026 128 days
5	 <p>16312 Aventura Ave Pflugerville, TX 78660 MLS ID: 2920372 Pending / For Sale</p> <p><i>Listing Courtesy of 1835 Realty LLC</i></p>	Single Family	4/3	2,871	8,756 sqft 2018	4/17/2026	\$550,000 \$192/sq ft	6/4/2026 48 days
6	 <p>13918 Belzer Dr Pflugerville, TX 78660 MLS ID: 7672486 Pending / For Sale</p> <p><i>Listing Courtesy of Vikrant Ruttala, Broker</i></p>	Single Family	3/3	1,779	4,704 sqft 2019	4/15/2026	\$314,000 \$177/sq ft	6/4/2026 50 days
7	 <p>17907 Nashville Warbler Rd Pflugerville, TX 78660 MLS ID: 1793267 Pending / For Sale</p> <p><i>Listing Courtesy of Marti Realty Group</i></p>	Single Family	3/3	2,082	4,400 sqft 2026	3/3/2026	\$326,999 \$157/sq ft	6/4/2026 93 days
8	 <p>17801 Orchard Oriel Way Pflugerville, TX 78660 MLS ID: 3600406 Pending / For Sale</p> <p><i>Listing Courtesy of Marti Realty Group</i></p>	Single Family	4/3	2,328	5,998 sqft 2026	4/13/2026	\$366,999 \$158/sq ft	6/4/2026 52 days
9	 <p>17906 Prairie Falcon Way Pflugerville, TX 78660 MLS ID: 8617930 Pending / For Sale</p> <p><i>Listing Courtesy of Marti Realty Group</i></p>	Single Family	4/4	2,472	5,227 sqft 2026	4/22/2026	\$371,999 \$150/sq ft	6/4/2026 43 days
10	 <p>2716 Towy Rd Pflugerville, TX 78660 MLS ID: 2560106 Pending / For Sale</p> <p><i>Listing Courtesy of New Home Now</i></p>	Single Family	3/2	1,450	5,702 sqft 2026	5/18/2026	\$330,230 \$228/sq ft	6/4/2026 17 days

Closed

Source: Public Records and Listings



Legend

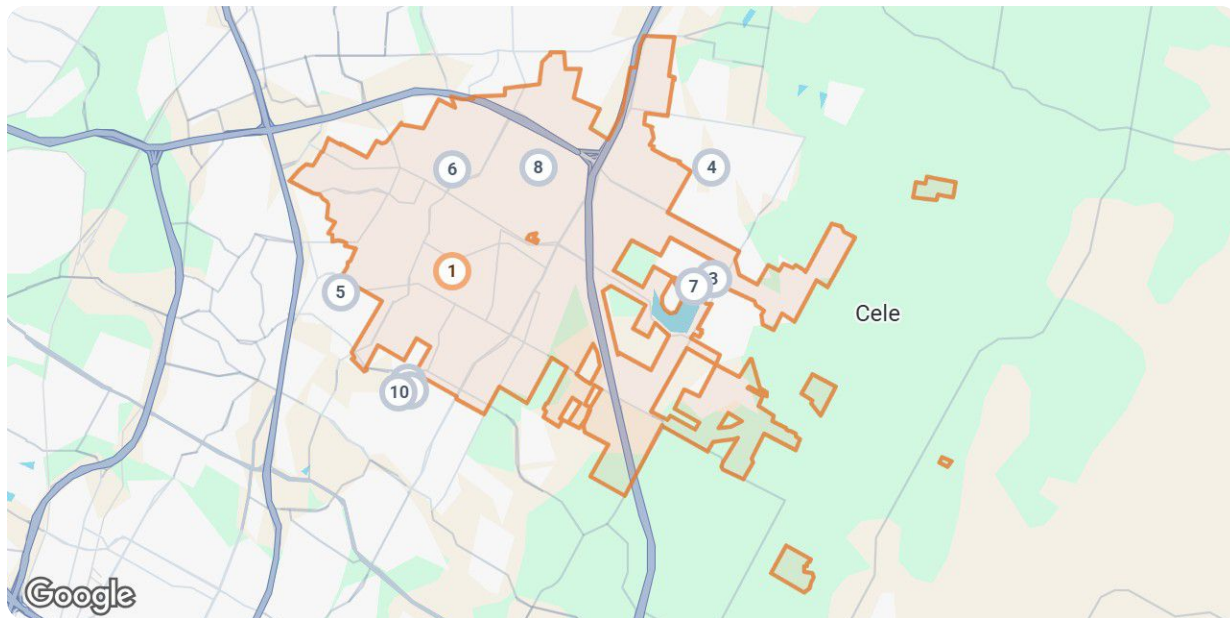
● Closed

Closed: 10 properties		Property Type	Beds / Baths	Living Area (sq ft)	Lot Size / Year Built	Closed Date / Days in RPR	Closed Price / \$ Per Sq Ft	List to Sold Price %
1	 <p>3613 Del Payne Ln Pflugerville, TX 78660 MLS ID: 2451504 ■ Closed / For Sale <i>Courtesy of Team West Real Estate LLC</i></p>	Single Family	4/3	2,921	9,923 sqft 2017	6/5/2026 8 days	\$630,000 \$216/sq ft	↓ 3.08%
2	 <p>14003 Levy Ln Pflugerville, TX 78660 MLS ID: 4401115 ■ Closed / For Sale <i>Courtesy of Modern Door Realty</i></p>	Single Family	3/2	1,521	5,036 sqft 2020	6/5/2026 22 days	\$310,000 \$204/sq ft	—
3	 <p>15432 Flowers Vw Pflugerville, TX 78660 MLS ID: 4428953 ■ Closed / For Sale <i>Courtesy of Alexander Properties</i></p>	Single Family	4/3	2,440	6,251 sqft 2026	6/4/2026 36 days	\$452,000 \$185/sq ft	↓ 3.48%
4	 <p>609 Indian Run Dr Pflugerville, TX 78660 MLS ID: 5437939 ■ Closed / For Sale <i>Courtesy of Keller Williams Realty Lone St</i></p>	Single Family	3/2	2,154	8,298 sqft 1998	6/4/2026 41 days	\$395,000 \$183/sq ft	↓ 1.23%
5	 <p>20513 Jackies Ranch Blvd Pflugerville, TX 78660 MLS ID: 5702302 ■ Closed / For Sale <i>Courtesy of Real Broker, LLC</i></p>	Single Family	5/3	3,048	8,329 sqft 2011	6/4/2026 88 days	\$530,000 \$174/sq ft	↓ 1.83%

Closed: 10 properties		Property Type	Beds / Baths	Living Area (sq ft)	Lot Size / Year Built	Closed Date / Days in RPR	Closed Price / \$ Per Sq Ft	List to Sold Price %
6	<p>2412 Stonepath Way Pflugerville, TX 78660 MLS ID: 3019704 Closed / For Sale</p> <p><i>Courtesy of Coldwell Banker Realty</i></p>	Single Family	3/2	2,009	7,928 sqft 2011	6/4/2026 3 days	\$450,000 \$224/sq ft	-
7	<p>13529 Henneman Dr Pflugerville, TX 78660 MLS ID: 1878370 Closed / For Sale</p> <p><i>Courtesy of eXp Realty, LLC</i></p>	Single Family	3/2	1,597	8,660 sqft 2015	6/3/2026 136 days	\$305,000 \$191/sq ft	↓ 4.39%
8	<p>201 E Noton St Pflugerville, TX 78660 MLS ID: 6078553 Closed / For Sale</p> <p><i>Courtesy of Compass RE Texas, LLC</i></p>	Condo/Townhouse/Apt.	2/2	1,190	2,439 sqft 1982	6/3/2026 155 days	\$210,000 \$176/sq ft	↓ 2.28%
9	<p>3614 Thunian Pass Pflugerville, TX 78660 MLS ID: 3151612 Closed / For Sale</p> <p><i>Courtesy of Bramlett Partners</i></p>	Single Family	4/3	2,900	7,026 sqft 2019	6/3/2026 11 days	\$470,000 \$162/sq ft	↑ 2.17%
10	<p>1205 Crossvine Way Pflugerville, TX 78660 MLS ID: 5900369 Closed / For Sale</p> <p><i>Courtesy of John Pfluger Realty, LLC</i></p>	Single Family	3/2	1,389	8,782 sqft 1997	6/2/2026 31 days	\$338,000 \$243/sq ft	↑ 0.96%

Distressed





















Source: Public Records and Listings



Legend

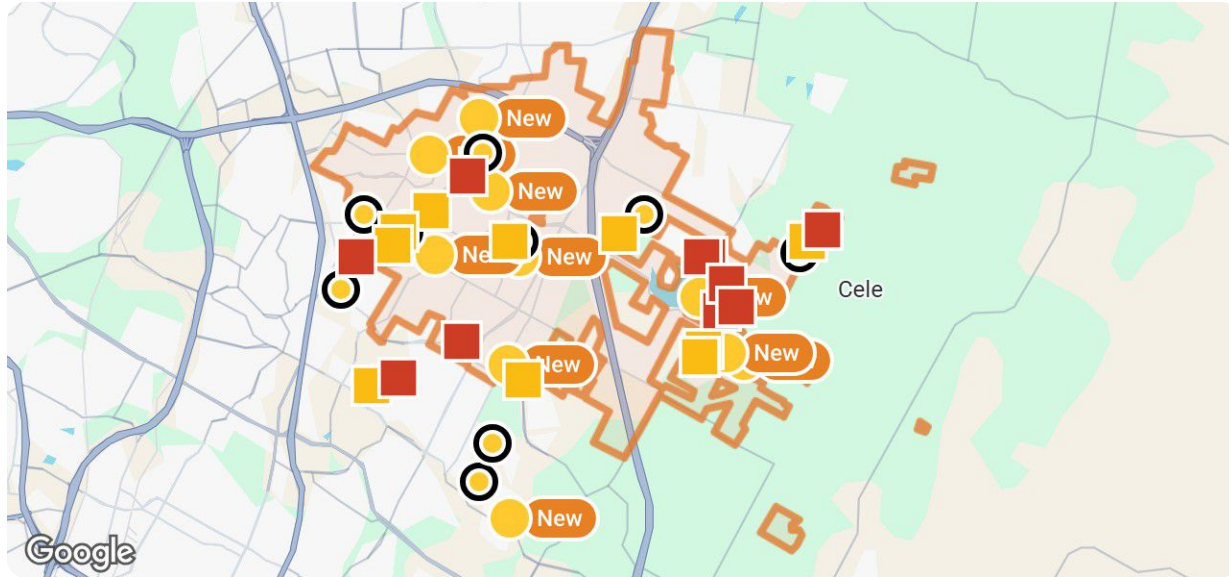
- Active For Sale
- Closed
- Off Market, Hold, Withdrawn, Expired, or Canceled



Distressed: 10 properties		Property Type	Beds / Baths	Living Area (sq ft)	Lot Size / Year Built	List Date / Days in RPR	List Price / \$ Per Sq Ft	Distressed Date / Type
	 <p>825 Watson Way Pflugerville, TX 78660 MLS ID: 5553088 ● Active / For Sale</p> <p><i>Listing Courtesy of 9 Points Realty</i></p>	Single Family	3/2	1,733	5,998 sqft 2009	6/2/2026 5 days	\$334,900 \$193/sq ft	3/12/2026 Notice of Foreclosure Sale
	 <p>4525 Dennis Ln Pflugerville, TX 78660 ■ Closed / Public Record</p>	Single Family	4/3	2,834	8,215 sqft 2009	- - days	- \$132/sq ft	4/22/2026 Notice of Trustee Sale
	 <p>1411 Iberville Dr, #30 Pflugerville, TX 78660 ■ Off Market / Public Record</p>	Condo/Townhouse/Apt.	4/3	2,090	5,462 sqft 2024	- - days	- \$203/sq ft	4/2/2026 Notice of Foreclosure Sale
	 <p>4429 Rolling Water Dr Pflugerville, TX 78660 ■ Off Market / Public Record</p>	Single Family	-/3	3,343	6,251 sqft 2009	- - days	- \$138/sq ft	3/16/2026 Notice of Trustee Sale
	 <p>209 Betterman Dr Pflugerville, TX 78660 ■ Off Market / Public Record</p>	Single Family	-/3	3,047	6,961 sqft 1994	- - days	- \$161/sq ft	4/9/2026 Notice of Trustee Sale
	 <p>16448 Vescovo Ln Pflugerville, TX 78660 ■ Off Market / Public Record</p>	Single Family	3/2	1,721	6,882 sqft 2017	- - days	- \$224/sq ft	4/30/2026 Notice of Trustee Sale
	 <p>801 Jane Austen Trl, Unit B Pflugerville, TX 78660 ■ Off Market / Public Record</p>	Condo/Townhouse/Apt.	-/3	1,296	4,992 sqft 2007	- - days	- \$189/sq ft	4/13/2026 Notice of Trustee Sale
	 <p>16800 Avola Cv Pflugerville, TX 78660 ■ Off Market / Public Record</p>	Single Family	3/2	1,722	8,729 sqft 2020	- - days	- \$237/sq ft	4/16/2026 Notice of Trustee Sale
	 <p>17801 Altesino Cv Pflugerville, TX 78660 ■ Off Market / Public Record</p>	Single Family	4/3	2,348	0.31 acres 2022	- - days	- \$189/sq ft	4/30/2026 Notice of Foreclosure Sale
	 <p>210 Settlers Valley Dr Pflugerville, TX 78660 ■ Off Market / Public Record</p>	Single Family	-/3	3,525	8,999 sqft 1999	- - days	- \$157/sq ft	4/9/2026 Notice of Trustee Sale

Summary

For Lease Activity in the Last 3 Months



Legend

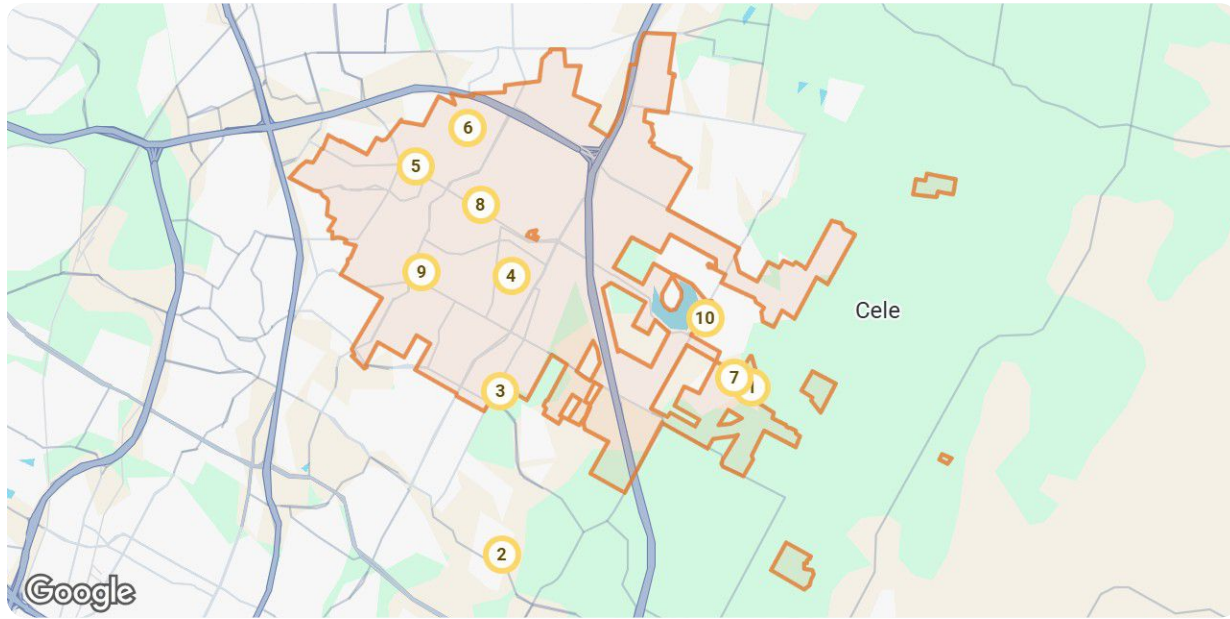
- For Lease
- For Lease Pending
- Distressed
- Recently Leased

	New	Pending	Closed	Distressed
Number of Properties	10	10	10	10
Lowest Listing Price / Est.Value	\$1,625	\$1,700	\$1,595	\$244,640
Median Listing Price / Est.Value	\$2,150	\$2,173	\$2,087	\$444,890
Highest Listing Price / Est.Value	\$4,000	\$2,799	\$2,795	\$554,470
Average Price / sqft	\$1	\$1	\$1	\$191
Median Price / sqft	\$1	\$1	\$1	\$189
Average Days in RPR	1	25	31	-
Median Days in RPR	1	20	30	-
Total Volume	\$23,765	\$21,414	\$21,558	\$3,861,060
Source	Listings	Listings	Public Records & Listings	Public Records & Listings

Market Activity Breakdown

New

Source: Listings



Legend

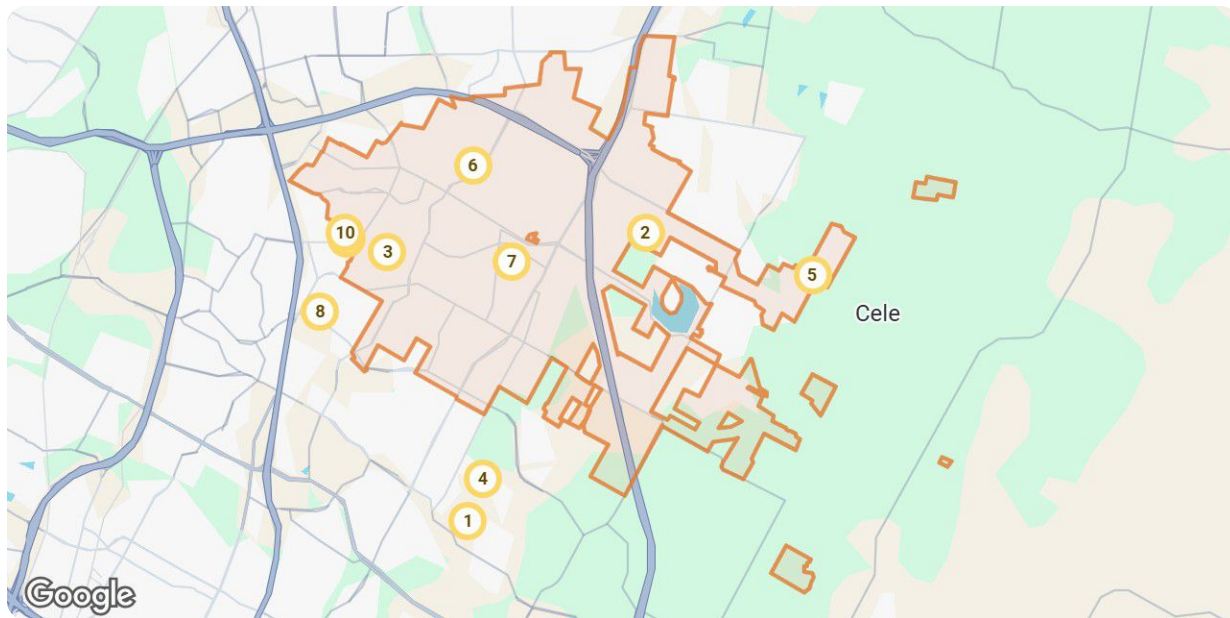
● Active For Lease

New: 10 properties		Property Type	Beds / Baths	Living Area (sq ft)	Lot Size	Year Built	List Date / Days in RPR	List Price / \$ Per Sq Ft
1	 <p>19501 Brue St Pflugerville, TX 78660 MLS ID: 4759243 ● Active / For Lease</p> <p><i>Courtesy of Texas Green Realty</i></p>	Single Family	4/3	2,472	6,599 sqft	2007	6/7/2026 - days	\$2,350 mo. \$1/sq ft
2	 <p>19916 Chayton Cir Pflugerville, TX 78660 MLS ID: 7926263 ● Active / For Lease</p> <p><i>Courtesy of Realty Texas LLC</i></p>	Single Family	5/4	2,563	9,321 sqft	2017	6/7/2026 - days	\$3,500 mo. \$1/sq ft
3	 <p>6701 Wolf Pack Dr Pflugerville, TX 78660 MLS ID: 7764403 ● Active / For Lease</p> <p><i>Courtesy of JBGGoodwin REALTORS NW</i></p>	Single Family	3/3	1,950	6,198 sqft	2021	6/7/2026 - days	\$2,250 mo. \$1/sq ft
4	 <p>4604 Canongate Dr Pflugerville, TX 78660 MLS ID: 4196956 ● Active / For Lease</p> <p><i>Courtesy of All City Real Estate Ltd. Co</i></p>	Single Family	4/2	1,989	5,998 sqft	2019	6/6/2026 1 day	\$2,200 mo. \$1/sq ft
5	 <p>18412 Cumberland Gap St Pflugerville, TX 78660 MLS ID: 8613459 ● Active / For Lease</p> <p><i>Courtesy of Azure Realty Group, LLC</i></p>	Single Family	3/3	1,496	4,399 sqft	2017	6/6/2026 1 day	\$1,995 mo. \$1/sq ft

New: 10 properties		Property Type	Beds / Baths	Living Area (sq ft)	Lot Size	Year Built	List Date / Days in RPR	List Price / \$ Per Sq Ft
	 <p>16202 Edgerly Ct Pflugerville, TX 78660 MLS ID: 3923390 ● Active / For Lease</p> <p><i>Courtesy of Keller Williams Realty</i></p>	Single Family	3/2	1,187	0.29 acres	1984	6/6/2026 1 day	\$1,850 mo. \$2/sq ft
	 <p>16037 Fitchburg Cir Pflugerville, TX 78660 MLS ID: 4539351 ● Active / For Lease</p> <p><i>Courtesy of Casa Dulce Realty</i></p>	Condo/Townhouse/Apt.	3/2	1,073	4,225 sqft	1983	6/6/2026 1 day	\$1,625 mo. \$2/sq ft
	 <p>17203 Leafroller Dr, #79 Pflugerville, TX 78660 MLS ID: 7079327 ● Active / For Lease</p> <p><i>Courtesy of RE/MAX Fine Properties</i></p>	Condo/Townhouse/Apt.	3/3	1,823	4,369 sqft	2020	6/6/2026 1 day	\$1,895 mo. \$1/sq ft
	 <p>813 Oatmeal Dr Pflugerville, TX 78660 MLS ID: 9093025 ● Active / For Lease</p> <p><i>Courtesy of All City Real Estate Ltd. Co</i></p>	Single Family	3/2	1,652	6,011 sqft	2012	6/6/2026 1 day	\$2,100 mo. \$1/sq ft
	 <p>19404 Stembridge Run Pflugerville, TX 78660 MLS ID: 3921048 ● Active / For Lease</p> <p><i>Courtesy of Levi Rodgers Real Estate Group</i></p>	Single Family	4/4	3,893	9,361 sqft	2019	6/6/2026 1 day	\$4,000 mo. \$1/sq ft











Pending

Source: Listings



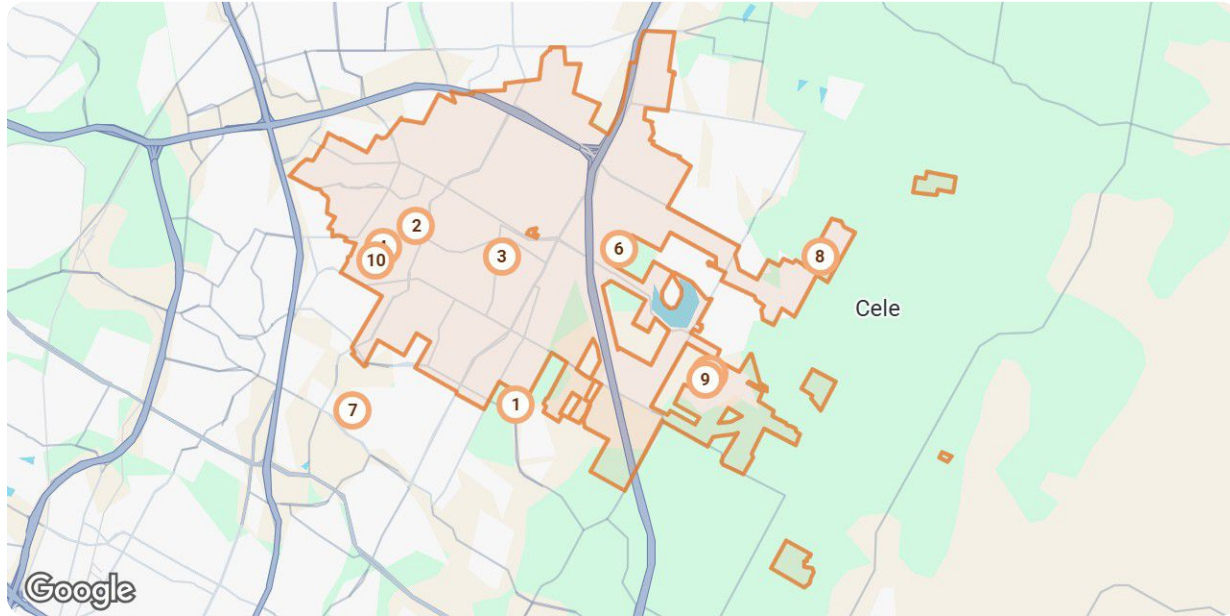
Legend

 Active For Lease

Pending: 10 properties		Property Type	Beds / Baths	Living Area (sq ft)	Lot Size / Year Built	List Date	List Price / \$ Per Sq Ft	Pending Date / Days in RPR
1	 <p>15421 Flowers Vw Pflugerville, TX 78660 MLS ID: 5782302 Pending / For Lease</p> <p><i>Courtesy of JNJ REAL ESTATE INVESTMENT LLC</i></p>	Single Family	3/2	1,528	6,250 sqft 2026	5/29/2026	\$2,200 mo. \$1/sq ft	6/6/2026 8 days
2	 <p>19145 Leigh Ln Pflugerville, TX 78660 MLS ID: 5761374 Pending / For Lease</p> <p><i>Courtesy of VIP Realty</i></p>	Single Family	3/2	1,873	8,450 sqft 2008	5/22/2026	\$2,200 mo. \$1/sq ft	6/6/2026 15 days
3	 <p>13923 Macquarie Dr Pflugerville, TX 78660 MLS ID: 6143532 Pending / For Lease</p> <p><i>Courtesy of Real International Realty</i></p>	Single Family	4/3	2,381	3,920 sqft 2020	4/8/2026	\$2,250 mo. \$1/sq ft	6/6/2026 59 days
4	 <p>723 Speckled Alder Dr Pflugerville, TX 78660 MLS ID: 8381273 Pending / For Lease</p> <p><i>Courtesy of First Texas</i></p>	Single Family	3/2	1,424	3,698 sqft 2018	5/30/2026	\$1,875 mo. \$1/sq ft	6/6/2026 7 days
5	 <p>13804 Clerk St Pflugerville, TX 78660 MLS ID: 1492475 Pending / For Lease</p> <p><i>Courtesy of Haveli Realty LLC</i></p>	Single Family	4/2	2,025	5,662 sqft 2020	4/30/2026	\$2,145 mo. \$1/sq ft	6/5/2026 36 days
6	 <p>13900 Conner Downs Dr Pflugerville, TX 78660 MLS ID: 5151931 Pending / For Lease</p> <p><i>Courtesy of Central Metro Realty</i></p>	Single Family	3/2	1,468	5,052 sqft 1991	5/12/2026	\$1,700 mo. \$1/sq ft	6/5/2026 24 days
7	 <p>2613 Derwent Dr Pflugerville, TX 78660 MLS ID: 2011534 Pending / For Lease</p> <p><i>Courtesy of eXp Realty, LLC</i></p>	Single Family	5/4	2,595	4,599 sqft 2026	5/24/2026	\$2,799 mo. \$1/sq ft	6/5/2026 12 days
8	 <p>404 Kaden Prince Dr Pflugerville, TX 78660 MLS ID: 90093630 Pending / For Lease</p> <p><i>Courtesy of MB Connections</i></p>	Single Family	3/3	2,281	0.27 acres 2018	4/19/2026	\$2,300 mo. \$1/sq ft	6/5/2026 47 days
9	 <p>2537 Forgetmenot Ln Pflugerville, TX 78660 MLS ID: 5211646 Pending / For Lease</p> <p><i>Courtesy of Lifestyle Design Realty, LLC</i></p>	Single Family	3/2	1,276	4,573 sqft 2021	6/2/2026	\$1,850 mo. \$1/sq ft	6/4/2026 2 days
10	 <p>906 Low Brim Cv Pflugerville, TX 78660 MLS ID: 3816859 Pending / For Lease</p> <p><i>Courtesy of PURE Property Management of TX</i></p>	Single Family	4/3	2,102	6,185 sqft 1999	4/23/2026	\$2,095 mo. \$1/sq ft	6/4/2026 42 days

Closed

Source: Public Records and Listings



Legend

● Closed

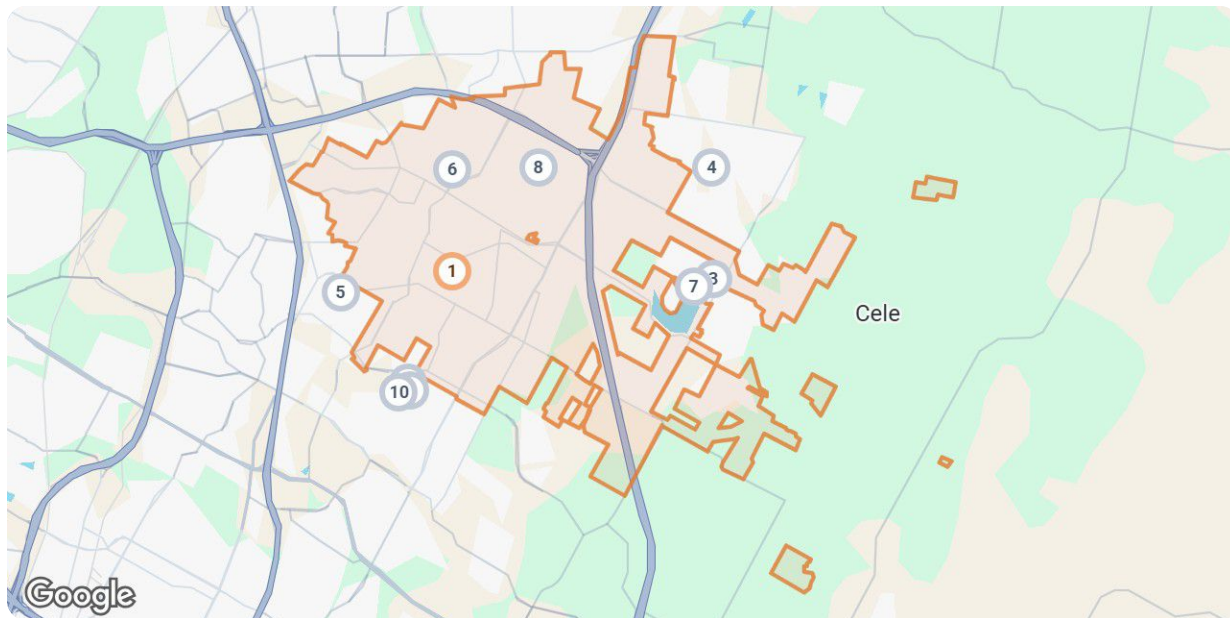
Closed: 10 properties		Property Type	Beds / Baths	Living Area (sq ft)	Lot Size / Year Built	Closed Date / Days in RPR	Closed Price / \$ Per Sq Ft	List to Sold Price %
1	 <p>16113 Fitchburg Cir Pflugerville, TX 78660 MLS ID: 2278795 ■ Closed / For Lease <i>Courtesy of Compass RE Texas, LLC</i></p>	Single Family	3/2	1,076	4,186 sqft 1983	6/6/2026 22 days	- \$1/sq ft	-
2	 <p>Heidhorn Dr Pflugerville, TX 78660 MLS ID: 2697884 ■ Closed / For Lease <i>Courtesy of First Texas</i></p>	Single Family	3/2	1,521	4,599 sqft 2019	6/6/2026 2 days	- \$1/sq ft	-
3	 <p>6804 Covina Ln Pflugerville, TX 78660 MLS ID: 5634794 ■ Closed / For Lease <i>Courtesy of Berkshire Hathaway TX Realty</i></p>	Single Family	3/2	1,793	6,250 sqft 2021	6/5/2026 2 days	- \$1/sq ft	-
4	 <p>709 Timothy John Dr Pflugerville, TX 78660 MLS ID: 5831647 ■ Closed / For Lease <i>Courtesy of Realty Texas LLC</i></p>	Single Family	4/4	3,047	10,454 sqft 2005	6/5/2026 - days	- \$1/sq ft	-
5	 <p>18401 NE Friendship Hill Dr Pflugerville, TX 78660 MLS ID: 1904225 ■ Closed / For Lease <i>Courtesy of Keller Williams Realty</i></p>	Single Family	3/2	1,592	4,356 sqft 2014	6/4/2026 48 days	- \$1/sq ft	-



Closed: 10 properties		Property Type	Beds / Baths	Living Area (sq ft)	Lot Size / Year Built	Closed Date / Days in RPR	Closed Price / \$ Per Sq Ft	List to Sold Price %
	 1200 S 10th St, Unit 501 Pflugerville, TX 78660 MLS ID: 1382399 ■ Closed / For Lease <i>Courtesy of Maison Global Realty</i>	Condo/Townhouse/Apt.	3/3	1,481	- / 2016	6/3/2026 / 44 days	- / \$1/sq ft	-
	 1916 Bradham Way Pflugerville, TX 78660 MLS ID: 5443944 ■ Closed / For Lease <i>Courtesy of REKconnection, LLC</i>	Single Family	5/3	2,942	6,621 sqft / 2024	6/3/2026 / 30 days	- / \$1/sq ft	-
	 3103 Crystal Bend Dr Pflugerville, TX 78660 MLS ID: 6122362 ■ Closed / For Lease <i>Courtesy of Vikrant Ruttala, Broker</i>	Single Family	4/3	2,189	6,316 sqft / 2019	6/3/2026 / 60 days	- / \$1/sq ft	-
	 6310 Wolf Pack Dr Pflugerville, TX 78660 MLS ID: 3096954 ■ Closed / For Lease <i>Courtesy of Keyrenter Property Management</i>	Single Family	3/2	1,423	1,420 sqft / 2021	6/3/2026 / 62 days	- / \$1/sq ft	-
	 1305 Caras Cv Pflugerville, TX 78660 MLS ID: 3956827 ■ Closed / For Lease <i>Courtesy of ERA Brokers Consolidated</i>	Single Family	3/3	1,595	9,888 sqft / 1999	6/2/2026 / 12 days	- / \$1/sq ft	-

Distressed

Source: Public Records and Listings



Legend

- Closed
- Off Market, Hold, Withdrawn, Expired, or Canceled

Distressed: 10 properties		Property Type	Beds / Baths	Living Area (sq ft)	Lot Size / Year Built	List Date / Days in RPR	List Price / \$ Per Sq Ft	Distressed Date / Type
	 4525 Dennis Ln Pflugerville, TX 78660 ■ Closed / Public Record	Single Family	4/3	2,834	8,215 sqft 2009	- - days	- \$132/sq ft	4/22/2026 Notice of Trustee Sale
	 1411 Iberville Dr, #30 Pflugerville, TX 78660 ■ Off Market / Public Record	Condo/Townhouse/Apt.	4/3	2,090	5,462 sqft 2024	- - days	- \$203/sq ft	4/2/2026 Notice of Foreclosure Sale
	 4429 Rolling Water Dr Pflugerville, TX 78660 ■ Off Market / Public Record	Single Family	-/3	3,343	6,251 sqft 2009	- - days	- \$138/sq ft	3/16/2026 Notice of Trustee Sale
	 209 Betterman Dr Pflugerville, TX 78660 ■ Off Market / Public Record	Single Family	-/3	3,047	6,961 sqft 1994	- - days	- \$161/sq ft	4/9/2026 Notice of Trustee Sale
	 16448 Vescovo Ln Pflugerville, TX 78660 ■ Off Market / Public Record	Single Family	3/2	1,721	6,882 sqft 2017	- - days	- \$224/sq ft	4/30/2026 Notice of Trustee Sale
	 801 Jane Austen Trl, Unit B Pflugerville, TX 78660 ■ Off Market / Public Record	Condo/Townhouse/Apt.	-/3	1,296	4,992 sqft 2007	- - days	- \$189/sq ft	4/13/2026 Notice of Trustee Sale
	 16800 Avola Cv Pflugerville, TX 78660 ■ Off Market / Public Record	Single Family	3/2	1,722	8,729 sqft 2020	- - days	- \$237/sq ft	4/16/2026 Notice of Trustee Sale
	 17801 Altesino Cv Pflugerville, TX 78660 ■ Off Market / Public Record	Single Family	4/3	2,348	0.31 acres 2022	- - days	- \$189/sq ft	4/30/2026 Notice of Foreclosure Sale
	 210 Settlers Valley Dr Pflugerville, TX 78660 ■ Off Market / Public Record	Single Family	-/3	3,525	8,999 sqft 1999	- - days	- \$157/sq ft	4/9/2026 Notice of Trustee Sale
	 16236 Cantania Cv Pflugerville, TX 78660 ■ Off Market / Public Record	Single Family	3/2	1,998	7,710 sqft 2015	- - days	- \$225/sq ft	4/9/2026 Notice of Trustee Sale

About RPR

- RPR® is the nation's largest property database, exclusively for REALTORS®. It empowers REALTORS® to help buyers and sellers make informed decisions, backed by a real estate database covering more than 160 million residential and commercial properties in the United States.
- RPR is a wholly owned subsidiary of the National Association of REALTORS® and a member benefit to REALTORS®.
- RPR's data sources range from MLSs and county-level tax and assessment offices, to the U.S. Census and FEMA, to specialty data set providers such as Esri (consumer data), Niche (school information) and Precisely (geographic boundaries).

Learn More

For more information about RPR, please visit RPR's public website: <https://blog.narrpr.com>



RPR®

