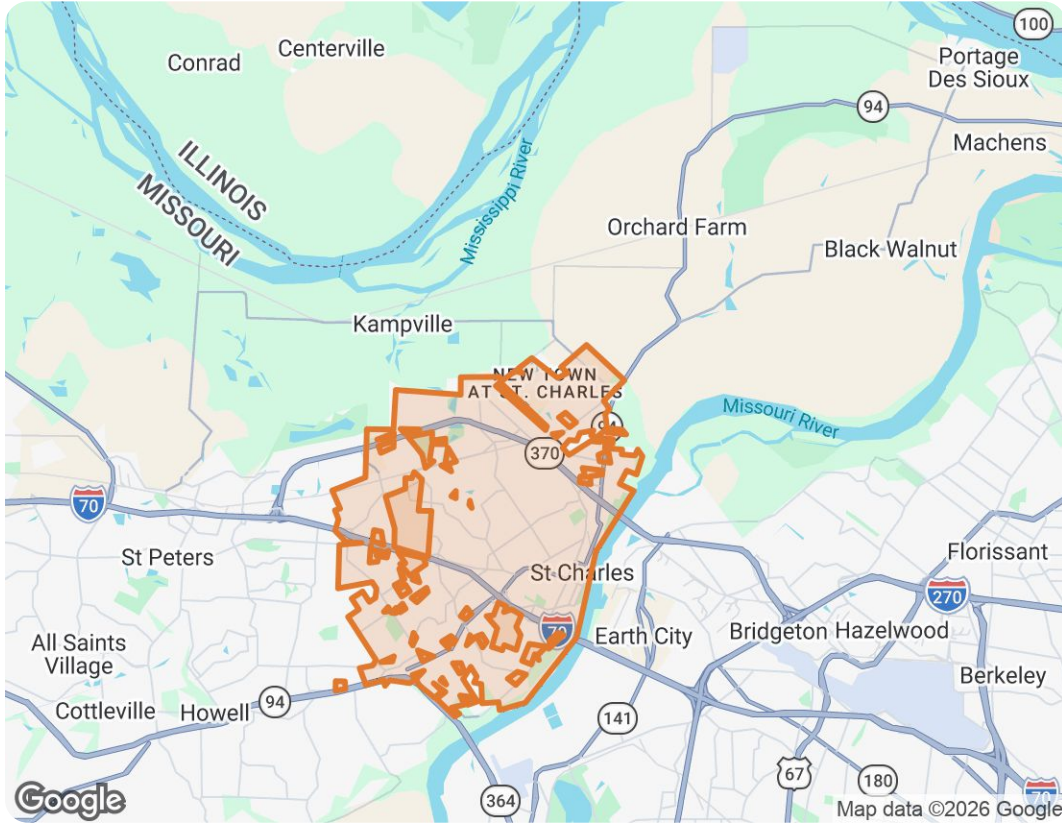


Saint Charles, Missouri



Laura Weber

Realtor

Missouri Real Estate License #2023037968

📞 Mobile (402) 650-5213

✉ L.weber@kw.com

🌐 <https://www.environmentalsolutions.com/realtorservices>



Keller Williams St. Louis

St. Louis, MO 63131



Market Trends

Market Trends for Saint Charles, Missouri

Single Family + Condo/Townhouse/Apt.

April 2026

Market Type

Seller's Market

Balanced Market

Buyer's Market

Key Details

Months of Inventory	Sold to List Price %	Median Days in RPR	Median Sold Price
1.58	101.3%	27	\$333,000
↓ 13.19% MoM	↑ 0.39% MoM	↓ 3.57% MoM	↓ 13.3% MoM

April 2026 Median Estimated Property Value

Single Family + Condo/Townhouse/Apt.

This graphic displays property estimates for a market area and a subject property, where one has been selected. Estimated property values are generated by a valuation model and are not formal appraisals.

Source: Public records, and MLS sources where licensed

Update Frequency: Monthly

Median Estimated Value

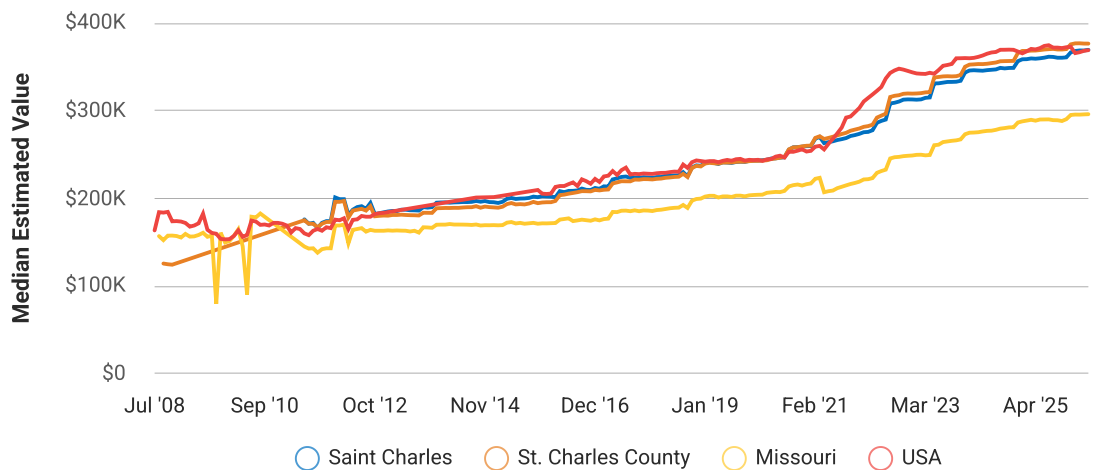
\$369,320

Last Month Change

+0.2%

12 Month Change

+2.8%



April 2026 Active Listings

Saint Charles, Missouri

Single Family + Condo/Townhouse/Apt.

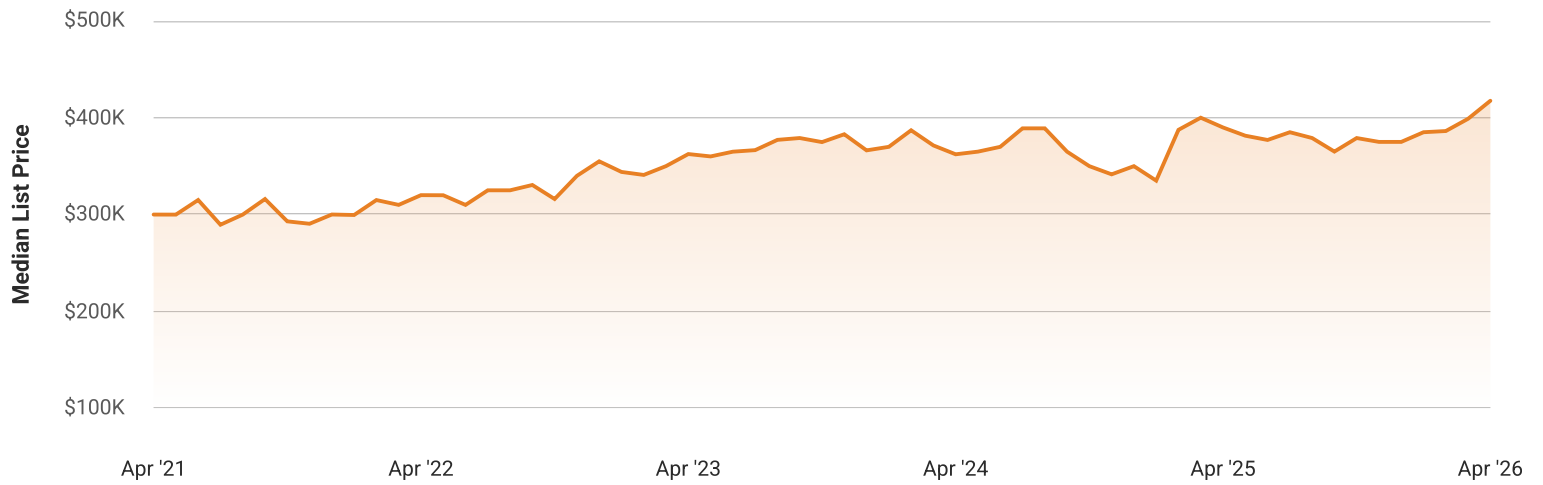
This graphic summarizes key statistics for properties that were in an active status on the last day of each month. RPR uses list date and a derived pending date to determine if the listing was active on the last day of the month. An end-of-month snapshot of active listings helps to understand inventory levels, price points and duration on the market.

Source: Listing sources

Update Frequency: Monthly

Median List Price - \$417,500

↑ 4.7% Month over Month



April 2026 Sold Listings

Saint Charles, Missouri

Single Family + Condo/Townhouse/Apt.

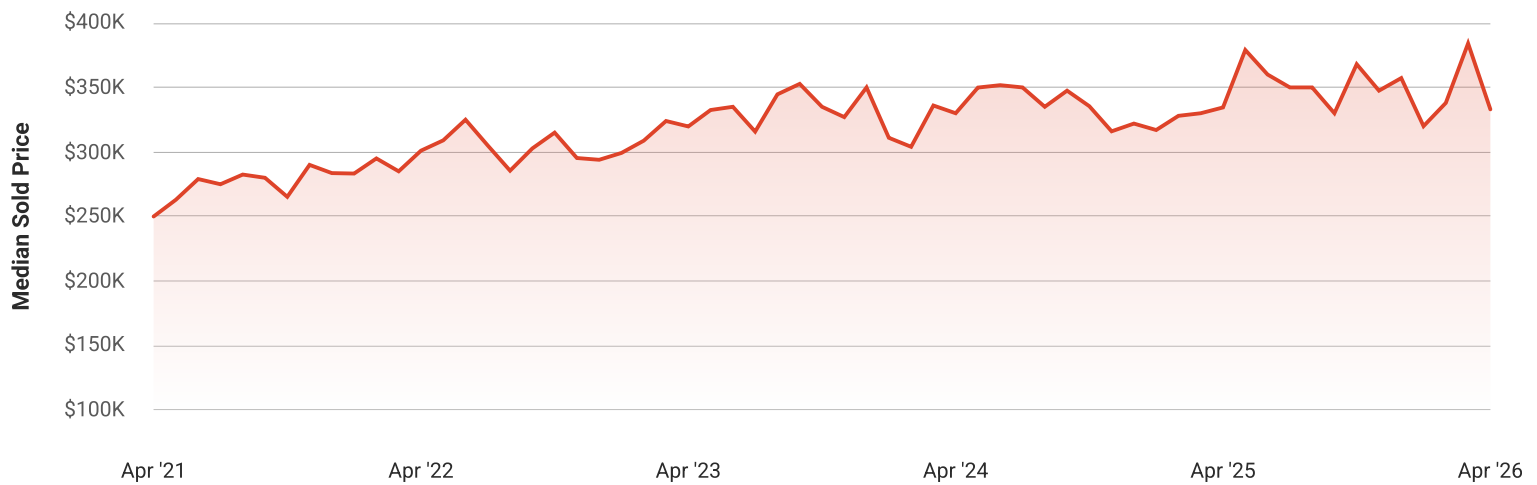
This graphic summarizes key statistics for properties that sold each month. RPR uses a derived sold date to determine when a property moved into a sold status within the given month. These statistics are important for understanding the price points on sold properties as well as the difference between the list price and sold price, which reveals whether buyers are paying over or under the asking price.

Source: Listing sources

Update Frequency: Monthly

Median Sold Price - \$333,000

↓ 13.3% Month over Month



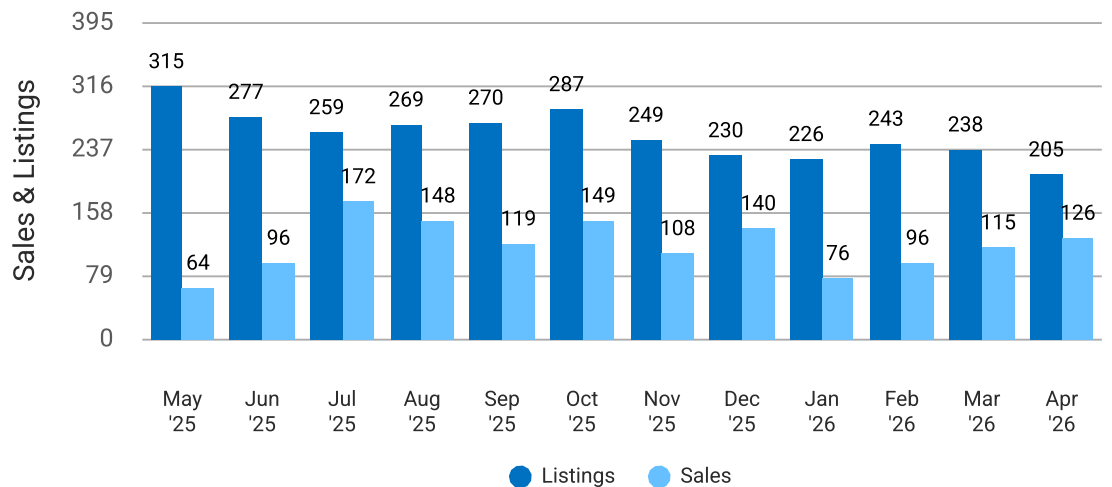
Total Sales and Active Listings in Saint Charles, Missouri

Single Family + Condo/Townhouse/Apt.

This graph compares the number of sales with the number of active listings in the local market.

Source: MLS data where licensed

Update Frequency: Monthly



Saint Charles, Missouri

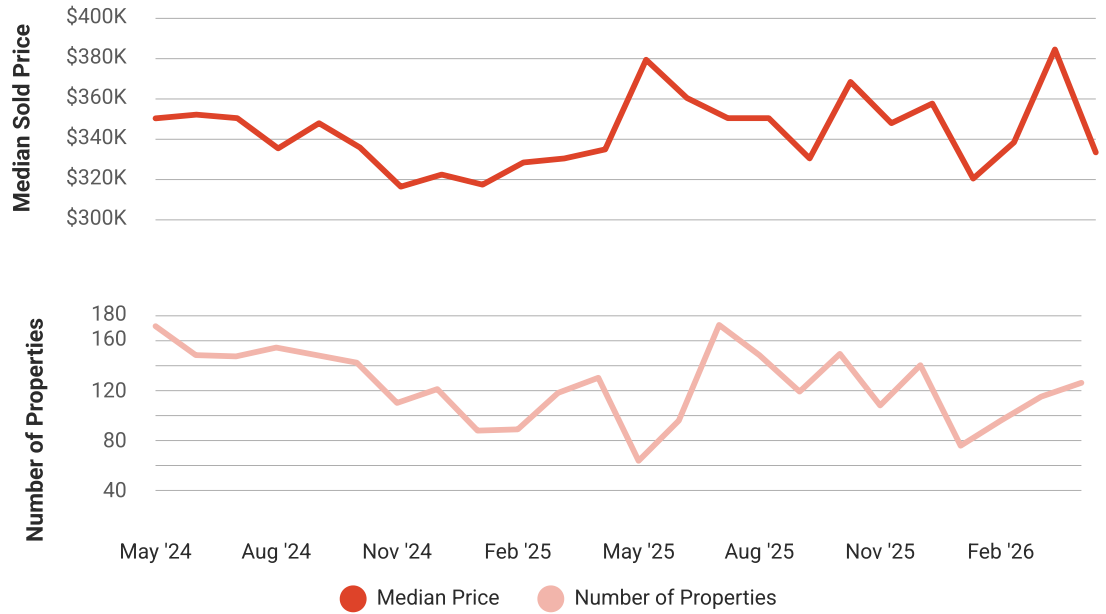
Median Sold Price vs Sold Listings in Saint Charles, Missouri

Single Family + Condo/Townhouse/Apt.

This chart compares the trend of median sold price and number of sold listings for the given location.

Source: Listing Data

Update Frequency: Monthly



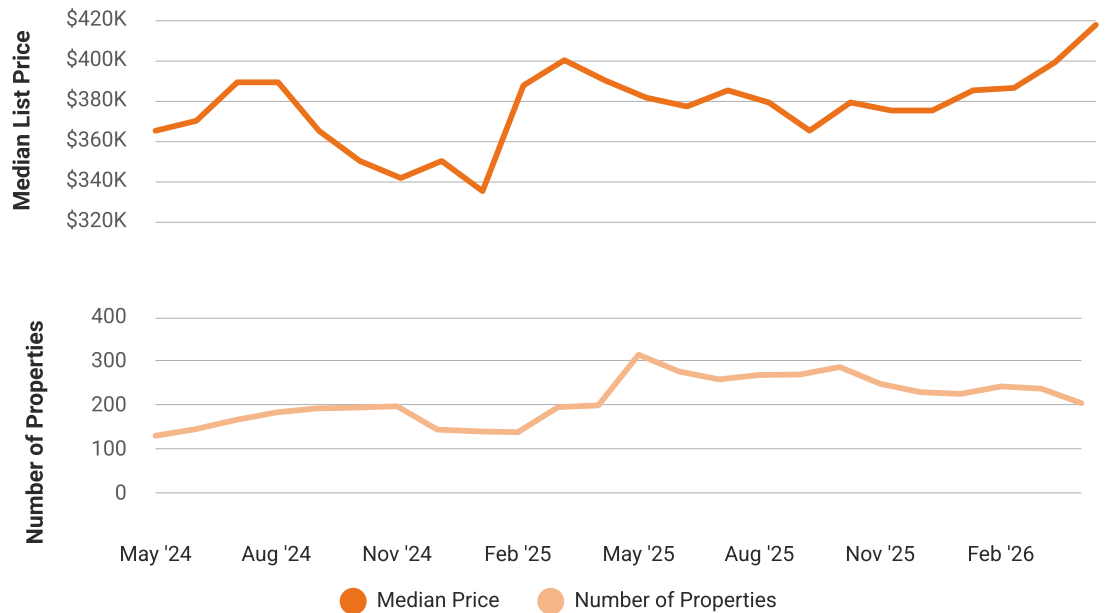
Median List Price vs Active Listings in Saint Charles, Missouri

Single Family + Condo/Townhouse/Apt.

This chart compares the trend of median list price and number of active properties for the given location.

Source: Listing Data

Update Frequency: Monthly



Market Snapshot

Value and Price Changes

	Current	Last Month	Last 3 Months	Last 12 Months	Last 24 Months	Last 36 Months
Median Est. Property Value Last Updated: 4/30/2026	\$369,320	\$368,520 +0.22%	\$367,970 +0.37%	\$359,160 +2.83%	\$345,490 +6.9%	\$315,000 +17.24%
Median Sold Price Last Updated: 4/30/2026	\$333,000	\$384,100 -13.3%	\$320,000 +4.06%	\$334,500 -0.45%	\$330,000 +0.91%	\$319,775 +4.14%
Median List Price Last Updated: 4/30/2026	\$417,500	\$398,900 +4.66%	\$385,000 +8.44%	\$389,900 +7.08%	\$362,200 +15.27%	\$362,450 +15.19%

About this Data: Because some brokerages may choose not to include their MLS listing content within the RPR platform, the analysis contained in this report may not have been created using all the available listing data within this geographical market. Median estimated property values are generated by a valuation model and are not formal appraisals. Valuations are based on public records and MLS data where licensed. The Metrics displayed here reflect **All Residential Single Family, Condo, Townhouse and Apartment properties** data.

Market Activity

Market Activity Filters

Sort Order: Date

Maximum Properties Per Change Type: 10

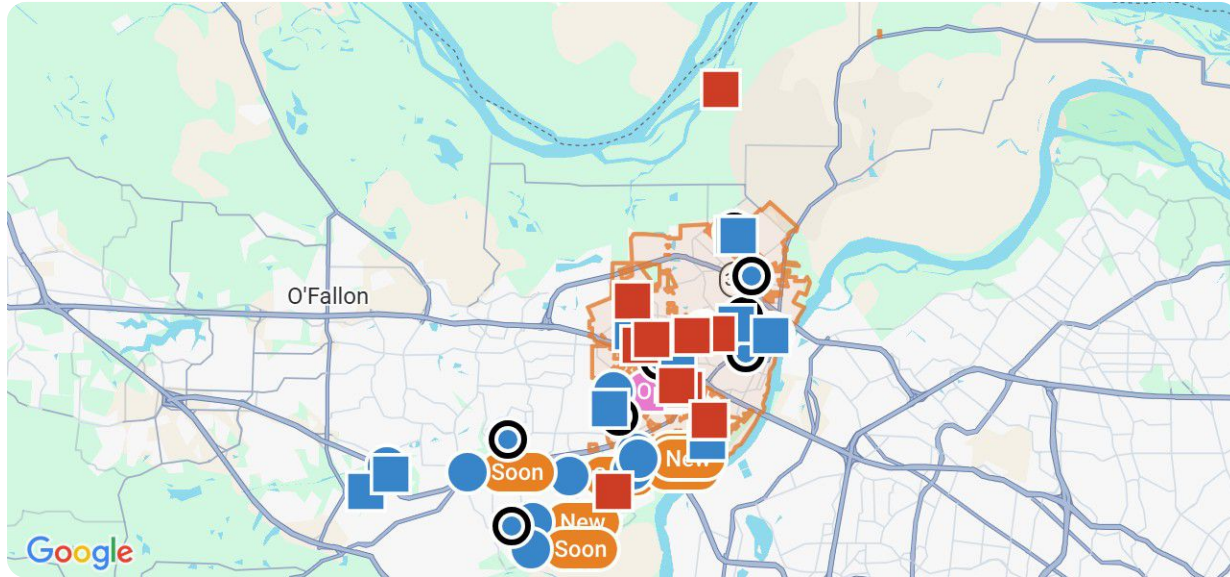
Change Types: New Listings, Pending, Closed, Distressed

Property Types: Single Family, Condo/Townhouse/Apt

Property Features: Sale Price: Any, Lease Price: Any, Beds: Any, Baths: Any, Living Area: Any, Lot Size (acre): Any, Year Built: Any

Summary

For Sale Activity in the Last 3 Months

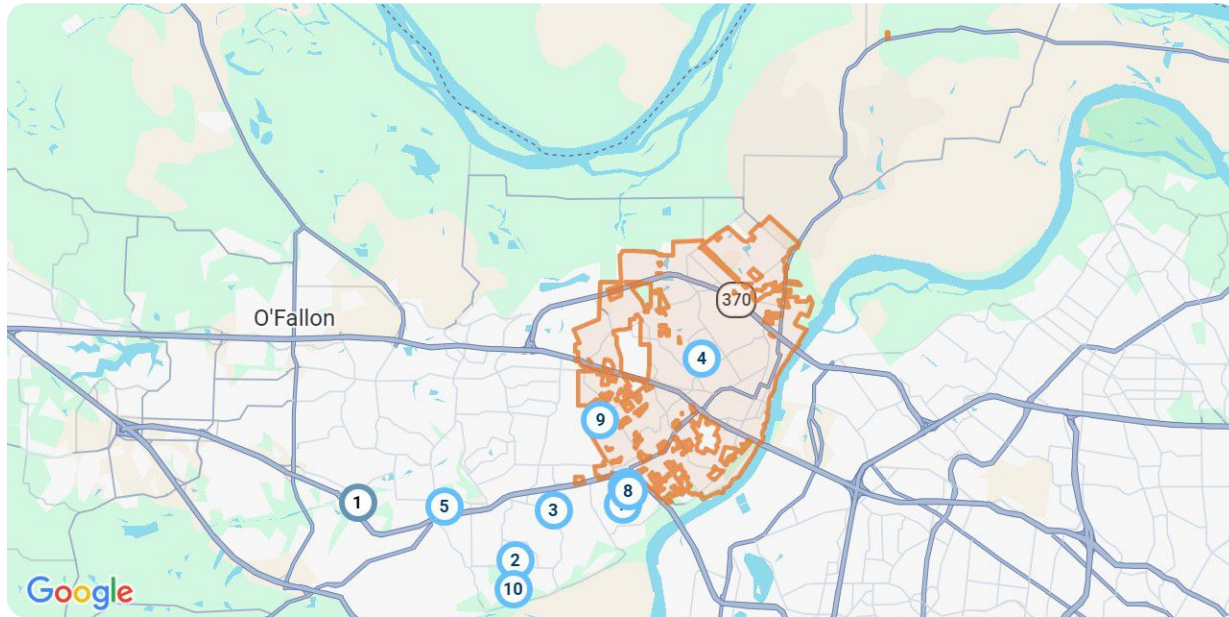


	New	Pending	Closed	Distressed
Number of Properties	10	10	10	10
Lowest Listing Price / Est.Value	\$195,000	\$1	\$225,000	\$224,000
Median Listing Price / Est.Value	\$422,450	\$364,500	\$368,950	\$283,095
Highest Listing Price / Est.Value	\$768,415	\$598,753	\$769,764	\$719,600
Average Price / sqft	\$175	\$144	\$210	\$214
Median Price / sqft	\$151	\$150	\$199	\$223
Average Days in RPR	3	20	40	-
Median Days in RPR	2	19	13	-
Total Volume	\$4,177,015	\$3,047,555	\$4,200,499	\$3,329,110
Source	Listings	Listings	Public Records & Listings	Public Records & Listings

Market Activity Breakdown






New

Source: Listings



Legend

- Active For Sale
- Active Under Contract

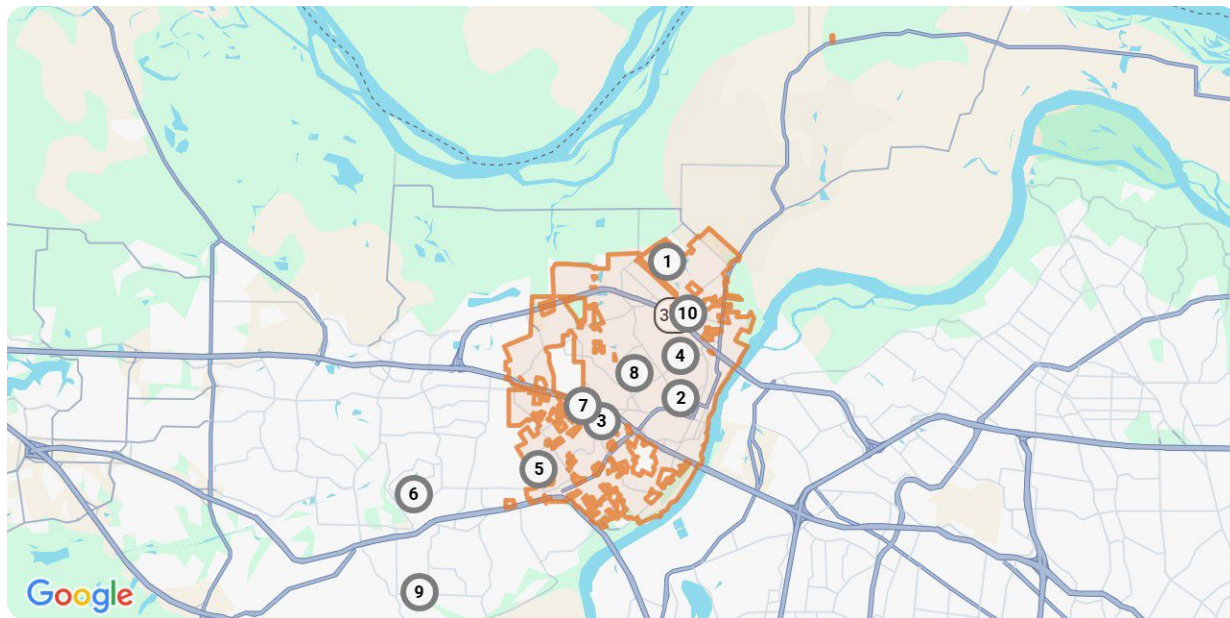
New: 10 properties		Property Type	Beds / Baths	Living Area (sq ft)	Lot Size	Year Built	List Date / Days in RPR	List Price / \$ Per Sq Ft
1	 <p>9038 Camino Trl Saint Charles, MO 63304 MLS ID: 26025601 ● Active Under Contract / For Sale <i>Listing Courtesy of Berkshire Hathaway HomeServices Select Properties</i></p>	Single Family	3/4	1,977	4,356 sqft	2024	4/27/2026 17 days	\$479,900 \$243/sq ft
2	 <p>301 Healthy Way Saint Charles, MO 63304 MLS ID: 26026982 ● Active / For Sale <i>Listing Courtesy of Consort Realty, LLC</i></p>	Single Family	4/5	3,204	9,331 sqft	–	5/13/2026 1 day	\$768,415 \$240/sq ft
3	 <p>14 Loris Ln Saint Charles, MO 63303 MLS ID: 26029847 ● Active / For Sale <i>Listing Courtesy of Avenue Real Estate Group</i></p>	Condo/Townhouse/Apt.	3/3	1,809	1,172 sqft	2011	5/13/2026 1 day	\$289,900 \$160/sq ft
4	 <p>449 Rebecca Dr Saint Charles, MO 63301 MLS ID: 26029075 ● Active / For Sale <i>Listing Courtesy of Fox & Riley Real Estate</i></p>	Single Family	3/3	2,672	0.3 acres	1975	5/13/2026 1 day	\$369,900 \$138/sq ft
5	 <p>33 Cloverdale Dr Saint Charles, MO 63304 MLS ID: 26029516 ● Active / For Sale <i>Listing Courtesy of RE/MAX EDGE</i></p>	Single Family	3/2	1,080	0.32 acres	1966	5/12/2026 2 days	\$249,000 \$231/sq ft



New: 10 properties		Property Type	Beds / Baths	Living Area (sq ft)	Lot Size	Year Built	List Date / Days in RPR	List Price / \$ Per Sq Ft
	 <p>2613 Hampton Rd Saint Charles, MO 63303 MLS ID: 26027160 ● Active / For Sale</p> <p><i>Listing Courtesy of Fox & Riley Real Estate</i></p>	Condo/Townhouse/Apt.	3/4	2,138	1,891 sqft	1977	5/12/2026 2 days	\$289,900 \$136/sq ft
	 <p>1513 Hudson Lndg Saint Charles, MO 63303 MLS ID: 26029521 ● Active / For Sale</p> <p><i>Listing Courtesy of RE/MAX EDGE</i></p>	Single Family	4/4	3,501	0.31 acres	1984	5/12/2026 2 days	\$495,000 \$141/sq ft
	 <p>1311 Musket Holw Saint Charles, MO 63303 MLS ID: 26029016 ● Active / For Sale</p> <p><i>Listing Courtesy of Meyer Real Estate</i></p>	Condo/Townhouse/Apt.	2/2	1,090	2,121 sqft	1977	5/12/2026 2 days	\$195,000 \$179/sq ft
	 <p>2094 Autumn Wood Dr Saint Charles, MO 63303 MLS ID: 26029467 ● Active / For Sale</p> <p><i>Listing Courtesy of Coldwell Banker Realty - Gundaker</i></p>	Single Family	4/3	3,452	10,019 sqft	1993	5/11/2026 3 days	\$475,000 \$138/sq ft
	 <p>4088 Jacobs Lndg Saint Charles, MO 63304 MLS ID: 26029158 ● Active / For Sale</p> <p><i>Listing Courtesy of Susan Brewer Service First RE</i></p>	Single Family	4/4	4,034	0.29 acres	2002	5/11/2026 3 days	\$565,000 \$140/sq ft











Pending

Source: Listings



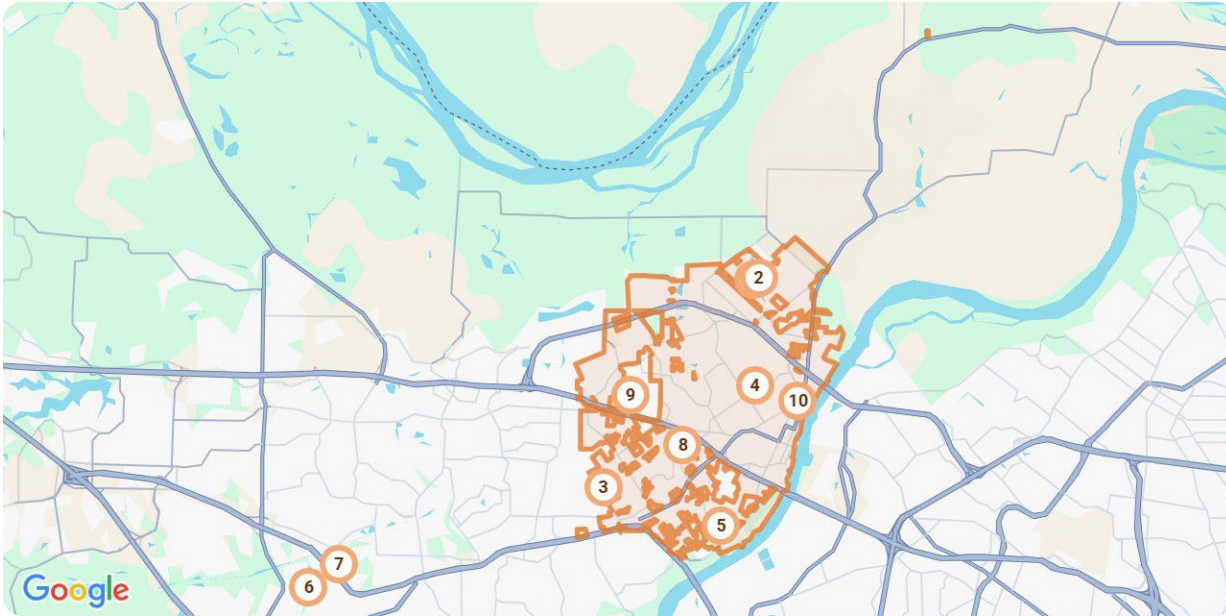
Legend

● Pending

Pending: 10 properties		Property Type	Beds / Baths	Living Area (sq ft)	Lot Size / Year Built	List Date	List Price / \$ Per Sq Ft	Pending Date / Days in RPR
1	 <p>137 Arpent Aly Saint Charles, MO 63301 MLS ID: 26029774 🕒 Pending / For Sale</p> <p><i>Listing Courtesy of Thomas Realty Group LLC</i></p>	Single Family	3/2	1,865	4,182 sqft -	5/12/2026	\$598,753 \$321/sq ft	5/13/2026 1 day
2	 <p>405 N Kingshighway St Saint Charles, MO 63301 MLS ID: 26022106 🕒 Pending / For Sale</p> <p><i>Listing Courtesy of Thornhill Real Estate & Auction Co</i></p>	Single Family	4/2	1,363	6,865 sqft 1906	4/13/2026	\$1 -/sq ft	5/13/2026 30 days
3	 <p>1621 Rosewall Dr Saint Charles, MO 63303 MLS ID: 26018542 🕒 Pending / For Sale</p> <p><i>Listing Courtesy of Coldwell Banker Realty - Gundaker</i></p>	Condo/Townhouse/Apt.	2/3	1,576	1,995 sqft 1985	3/24/2026	\$250,000 \$159/sq ft	5/13/2026 50 days
4	 <p>917 Wilmington Dr Saint Charles, MO 63301 MLS ID: 26022093 🕒 Pending / For Sale</p> <p><i>Listing Courtesy of Thornhill Real Estate & Auction Co</i></p>	Single Family	3/2	1,092	8,398 sqft 1967	4/13/2026	\$1 -/sq ft	5/13/2026 30 days
5	 <p>2780 Brook Hill Ln Saint Charles, MO 63303 MLS ID: 26022169 🕒 Pending / For Sale</p> <p><i>Listing Courtesy of RE/MAX Results</i></p>	Single Family	3/3	2,600	7,222 sqft 2017	4/11/2026	\$575,000 \$221/sq ft	5/12/2026 31 days
6	 <p>4211 Elkhart Lake Rd Saint Charles, MO 63304 MLS ID: 26027435 🕒 Pending / For Sale</p> <p><i>Listing Courtesy of Hero Realty, LLC</i></p>	Single Family	4/3	2,151	9,148 sqft 1985	5/4/2026	\$359,000 \$167/sq ft	5/12/2026 8 days
7	 <p>9 Fairways Cir, Apt A Saint Charles, MO 63303 MLS ID: 26023466 🕒 Pending / For Sale and For Lease</p> <p><i>Listing Courtesy of Alexander Realty Inc</i></p>	Condo/Townhouse/Apt.	2/1	1,170	- 1973	4/17/2026	\$129,900 \$111/sq ft	5/12/2026 25 days
8	 <p>16 Gum Tree Pl Saint Charles, MO 63301 MLS ID: 26026863 🕒 Pending / For Sale</p> <p><i>Listing Courtesy of Coldwell Banker Realty - Gundaker</i></p>	Single Family	4/3	2,767	0.44 acres 1975	4/29/2026	\$389,900 \$141/sq ft	5/12/2026 13 days
9	 <p>822 Haversham Dr Saint Charles, MO 63304 MLS ID: 26027398 🕒 Pending / For Sale</p> <p><i>Listing Courtesy of Realty Executives of St. Louis</i></p>	Single Family	3/3	2,098	10,454 sqft 1989	5/4/2026	\$370,000 \$176/sq ft	5/12/2026 8 days
10	 <p>3128 Kister Dr Saint Charles, MO 63301 MLS ID: 26029122 🕒 Pending / For Sale</p> <p><i>Listing Courtesy of RJD Realty</i></p>	Single Family	3/3	2,696	10,001 sqft 1975	5/11/2026	\$375,000 \$139/sq ft	5/12/2026 1 day

Closed

Source: Public Records and Listings



Legend

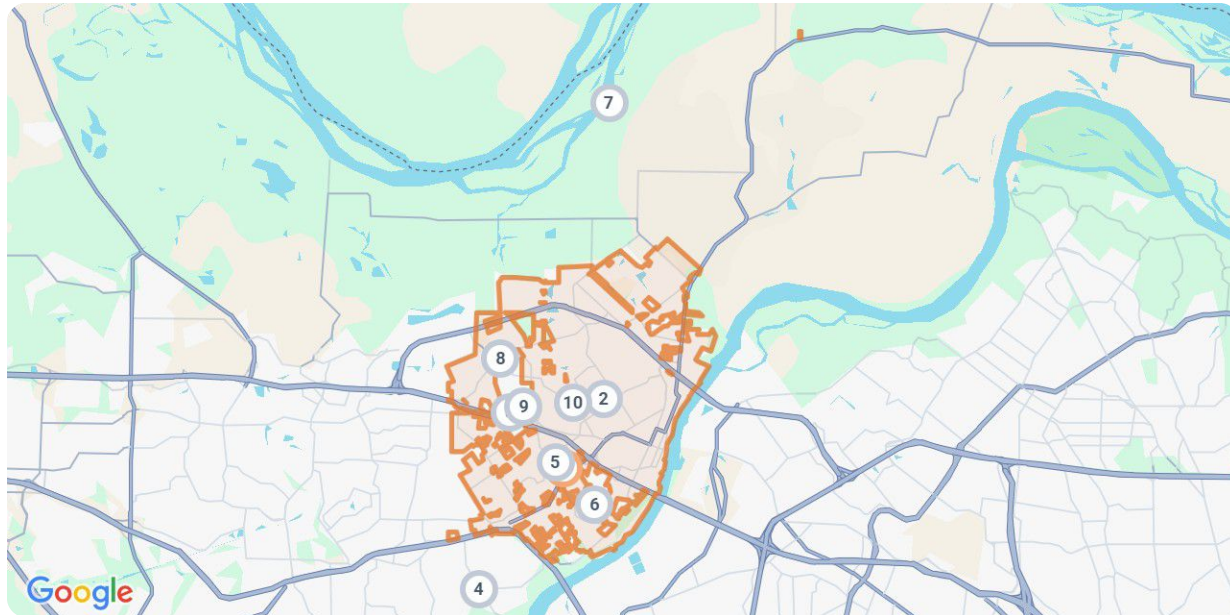
● Closed

Closed: 10 properties		Property Type	Beds / Baths	Living Area (sq ft)	Lot Size / Year Built	Closed Date / Days in RPR	Closed Price / \$ Per Sq Ft	List to Sold Price %
1	 <p>314 Becks Landing Pl Saint Charles, MO 63301 MLS ID: 26019358 ■ Closed / For Sale <i>Courtesy of Thomas Realty Group LLC</i></p>	Single Family	4/3	2,550	5,271 sqft -	5/13/2026 1 day	\$753,756 \$296/sq ft	-
2	 <p>3208 S Civic Green Dr Saint Charles, MO 63301 MLS ID: 26021049 ■ Closed / For Sale <i>Courtesy of RE/MAX EDGE</i></p>	Single Family	3/3	1,720	2,614 sqft 2006	5/13/2026 4 days	\$389,900 \$227/sq ft	-
3	 <p>2947 Diekamp Farm Trl Saint Charles, MO 63303 MLS ID: 26006207 ■ Closed / For Sale <i>Courtesy of Coldwell Banker Realty - Gundaker</i></p>	Single Family	4/4	3,454	10,454 sqft 1988	5/13/2026 68 days	\$450,000 \$130/sq ft	-
4	 <p>2417 Headland Dr Saint Charles, MO 63301 MLS ID: 26020807 ■ Closed / For Sale <i>Courtesy of Worth Clark Realty</i></p>	Single Family	3/2	1,552	9,439 sqft 1968	5/13/2026 5 days	\$348,000 \$224/sq ft	↑ 2.35%
5	 <p>377 Montclair Tower Dr Saint Charles, MO 63303 MLS ID: 26020111 ■ Closed / For Sale <i>Courtesy of Network Global</i></p>	Condo/Townhouse/Apt.	2/2	1,344	2,274 sqft 2004	5/13/2026 16 days	\$243,079 \$181/sq ft	↑ 5.69%

Closed: 10 properties		Property Type	Beds / Baths	Living Area (sq ft)	Lot Size / Year Built	Closed Date / Days in RPR	Closed Price / \$ Per Sq Ft	List to Sold Price %
	 352 Beckley Pl Saint Charles, MO 63304 MLS ID: 26015569 Closed / For Sale <i>Courtesy of Coldwell Banker Realty - Gundaker</i>	Single Family	4/3	2,141	8,276 sqft / 1993	5/12/2026 / 23 days	\$425,000 / \$199/sq ft	↓ 5.56%
	 2017 Butte Trail Ct Saint Charles, MO 63304 MLS ID: 25053862 Closed / For Sale <i>Courtesy of McKelvey Homes Realty, LLC</i>	Single Family	4/3	-	8,189 sqft / 2025	5/12/2026 / 244 days	\$769,764 / -/sq ft	↓ 2.53%
	 201 King Dr Saint Charles, MO 63303 MLS ID: 26019893 Closed / For Sale <i>Courtesy of Ryse Realty Group</i>	Condo/Townhouse/Apt.	2/2	1,296	1,067 sqft / 1985	5/12/2026 / 9 days	\$225,000 / \$174/sq ft	-
	 280 Letham Ct Saint Charles, MO 63301 MLS ID: 26014856 Closed / For Sale <i>Courtesy of DRG - Delhougne Realty Group</i>	Condo/Townhouse/Apt.	3/3	1,832	3,720 sqft / 2006	5/12/2026 / 18 days	\$339,000 / \$185/sq ft	-
	 1525 N 4th St Saint Charles, MO 63301 MLS ID: 26019981 Closed / For Sale <i>Courtesy of DRG - Delhougne Realty Group</i>	Single Family	2/1	928	0.31 acres / 1947	5/11/2026 / 9 days	\$257,000 / \$277/sq ft	↑ 9.36%

Distressed

Source: Public Records and Listings



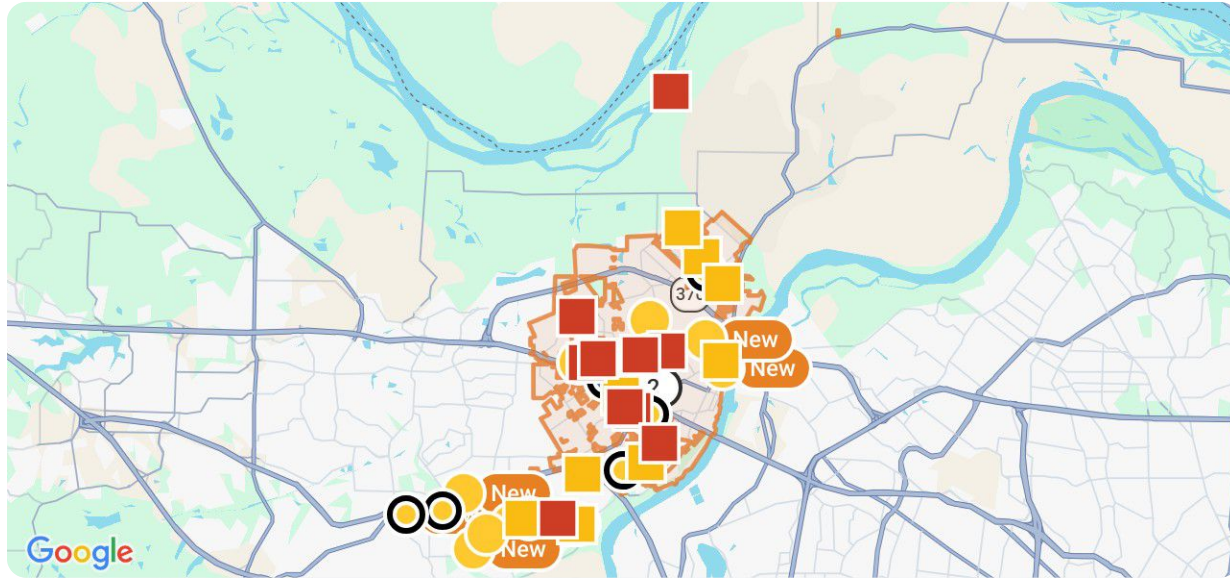
Legend

- Closed
- Off Market, Hold, Withdrawn, Expired, or Canceled

Distressed: 10 properties		Property Type	Beds / Baths	Living Area (sq ft)	Lot Size / Year Built	List Date / Days in RPR	List Price / \$ Per Sq Ft	Distressed Date / Type
	 1608 Dartmouth Dr Saint Charles, MO 63303 Closed / Public Record	Single Family	3/2	988	6,534 sqft 1984	- - days	- \$239/sq ft	2/26/2026 Notice of Foreclosure Sale
	 2522 Leonard Dr Saint Charles, MO 63301 Off Market / Public Record	Single Family	3/1	988	7,500 sqft 1959	- - days	- \$239/sq ft	4/9/2026 Notice of Foreclosure Sale
	 3318 Hannibal Dr Saint Charles, MO 63301 Off Market / Public Record	Single Family	3/2	1,032	8,750 sqft 1963	- - days	- \$243/sq ft	3/16/2026 Sold Date: 10/14/2022
	 3012 Willow Bend Dr Saint Charles, MO 63303 Off Market / Public Record	Single Family	3/2	1,480	7,744 sqft 1978	- - days	- \$228/sq ft	5/1/2026 Notice of Foreclosure Sale
	 12 Eagle Cove Ln Saint Charles, MO 63303 Off Market / Public Record	Condo/Townhouse/Apt.	4/4	3,094	6,098 sqft 2002	- - days	- \$150/sq ft	4/28/2026 Notice of Foreclosure Sale
	 50 Towerbridge Pl Saint Charles, MO 63303 Off Market / Public Record	Single Family	4/4	3,780	9,583 sqft 2012	- - days	- \$190/sq ft	3/18/2026 Notice of Foreclosure Sale
	 1208 Lake Village Dr Saint Charles, MO 63301 Off Market / Public Record	Single Family	3/2	1,437	7,500 sqft 1955	- - days	- \$158/sq ft	3/10/2026 Notice of Foreclosure Sale
	 3065 Shady Oak Dr Saint Charles, MO 63301 Off Market / Public Record	Condo/Townhouse/Apt.	2/2	1,392	2,614 sqft 1994	- - days	- \$219/sq ft	4/8/2026 Notice of Foreclosure Sale
	 3140 Chancery Ln Saint Charles, MO 63301 Off Market / Public Record	Single Family	3/1	960	8,855 sqft 1966	- - days	- \$275/sq ft	4/10/2026 Notice of Foreclosure Sale
	 2807 Stonington Dr Saint Charles, MO 63301 Off Market / Public Record	Single Family	3/2	1,425	7,520 sqft 1970	- - days	- \$212/sq ft	3/24/2026 Notice of Foreclosure Sale

Summary

For Lease Activity in the Last 3 Months



Legend

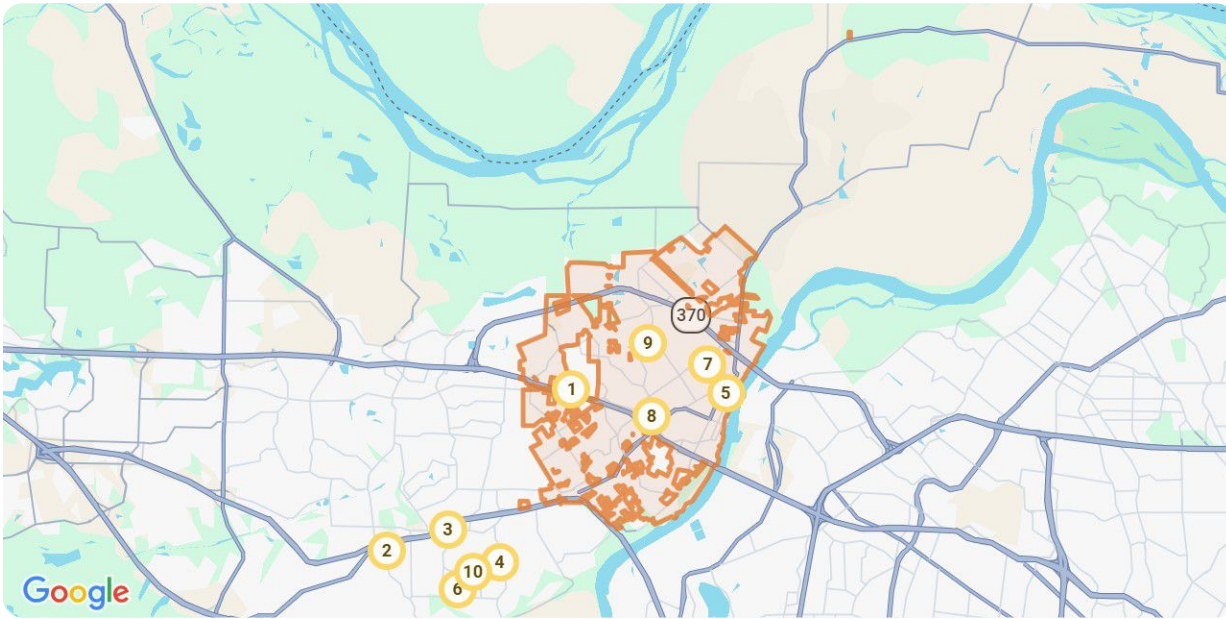
- For Sale Pending
- For Lease
- For Lease Pending
- Distressed
- Recently Leased

	New	Pending	Closed	Distressed
Number of Properties	10	8	10	10
Lowest Listing Price / Est.Value	\$995	\$1,475	\$1,350	\$224,000
Median Listing Price / Est.Value	\$1,775	\$2,300	\$1,900	\$283,095
Highest Listing Price / Est.Value	\$4,500	\$129,900	\$3,050	\$719,600
Average Price / sqft	\$2	\$15	\$1	\$214
Median Price / sqft	\$2	\$1	\$2	\$223
Average Days in RPR	21	13	38	-
Median Days in RPR	12	10	17	-
Total Volume	\$22,839	\$145,240	\$19,990	\$3,329,110
Source	Listings	Listings	Public Records & Listings	Public Records & Listings

Market Activity Breakdown

New

Source: Listings




Legend

● Active For Lease

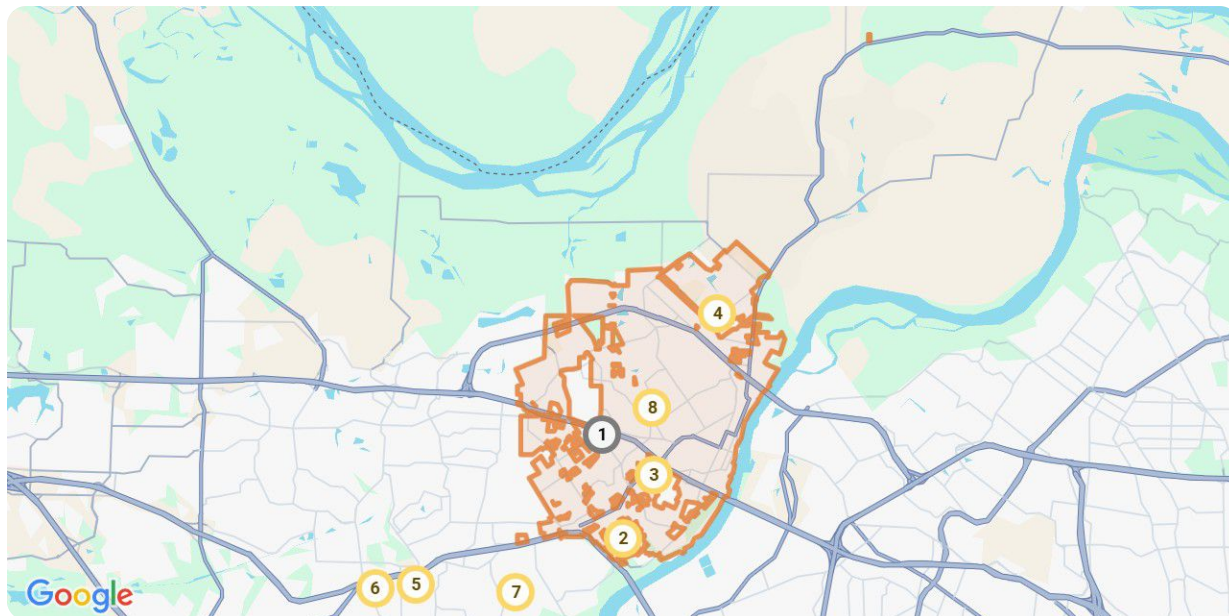
New: 10 properties		Property Type	Beds / Baths	Living Area (sq ft)	Lot Size	Year Built	List Date / Days in RPR	List Price / \$ Per Sq Ft
	 3356 Clemens Dr Saint Charles, MO 63301 MLS ID: 26029113 ● Active / For Lease <i>Courtesy of STL Buy & Sell, LLC</i>	Single Family	3/2	1,042	10,402 sqft	1962	5/11/2026 3 days	\$1,850 mo. \$2/sq ft
	 111 Shirley Ridge Dr Saint Charles, MO 63304 MLS ID: 26029132 ● Active / For Lease <i>Courtesy of Mirowitz Real Estate Investments Inc.</i>	Condo/Townhouse/Apt.	2/1	1,020	-	1986	5/11/2026 3 days	\$1,545 mo. \$2/sq ft
	 28 Cedar Grove Ct Saint Charles, MO 63304 MLS ID: 26028512 ● Active / For Lease <i>Courtesy of Platinum Realty of St. Louis</i>	Condo/Townhouse/Apt.	2/2	1,448	553 sqft	1986	5/7/2026 7 days	\$1,699 mo. \$1/sq ft
	 64 David Dr Saint Charles, MO 63304 MLS ID: 26028040 ● Active / For Lease <i>Courtesy of The Hermann London Group LLC</i>	Single Family	4/3	2,140	0.46 acres	2018	5/6/2026 8 days	\$2,800 mo. \$1/sq ft
	 929 N 3rd St, Apt 3 Saint Charles, MO 63301 MLS ID: 26027506 ● Active / For Lease <i>Courtesy of Berkshire Hathaway HomeServices Select Properties</i>	Single Family	1/1	600	9,931 sqft	1894	5/4/2026 10 days	\$995 mo. \$2/sq ft



New: 10 properties		Property Type	Beds / Baths	Living Area (sq ft)	Lot Size	Year Built	List Date / Days in RPR	List Price / \$ Per Sq Ft
6	 <p>502 Beneficial Way Saint Charles, MO 63304 MLS ID: 26026703 ● Active / For Lease</p> <p><i>Courtesy of Magnolia Real Estate</i></p>	Single Family	3/2	2,228	0.31 acres	2023	4/30/2026 14 days	\$4,500 mo. \$2/sq ft
7	 <p>1 Oxford Pl Saint Charles, MO 63301 MLS ID: 26025418 ● Active / For Lease</p> <p><i>Courtesy of Keller Williams Realty West</i></p>	Single Family	3/1	1,410	6,969 sqft	1954	4/25/2026 19 days	\$1,650 mo. \$1/sq ft
8	 <p>2413 Chesstal St Saint Charles, MO 63301 MLS ID: 26022270 ● Active / For Lease</p> <p><i>Courtesy of STL Buy & Sell, LLC</i></p>	Single Family	2/1	850	0.27 acres	1959	4/13/2026 31 days	\$1,350 mo. \$2/sq ft
9	 <p>119 Beacon Hill Dr Saint Charles, MO 63301 MLS ID: 26005871 ● Active / For Lease</p> <p><i>Courtesy of The Nguyen Realty, LLC</i></p>	Single Family	4/4	2,414	0.26 acres	1994	3/20/2026 55 days	\$3,750 mo. \$2/sq ft
10	 <p>733 Pecan Hill Dr Saint Charles, MO 63304 MLS ID: 26015571 ● Active / For Lease</p> <p><i>Courtesy of SCHNEIDER Real Estate</i></p>	Single Family	3/2	1,882	9,147 sqft	2006	3/18/2026 57 days	\$2,700 mo. \$1/sq ft

Pending









Source: Listings



Legend

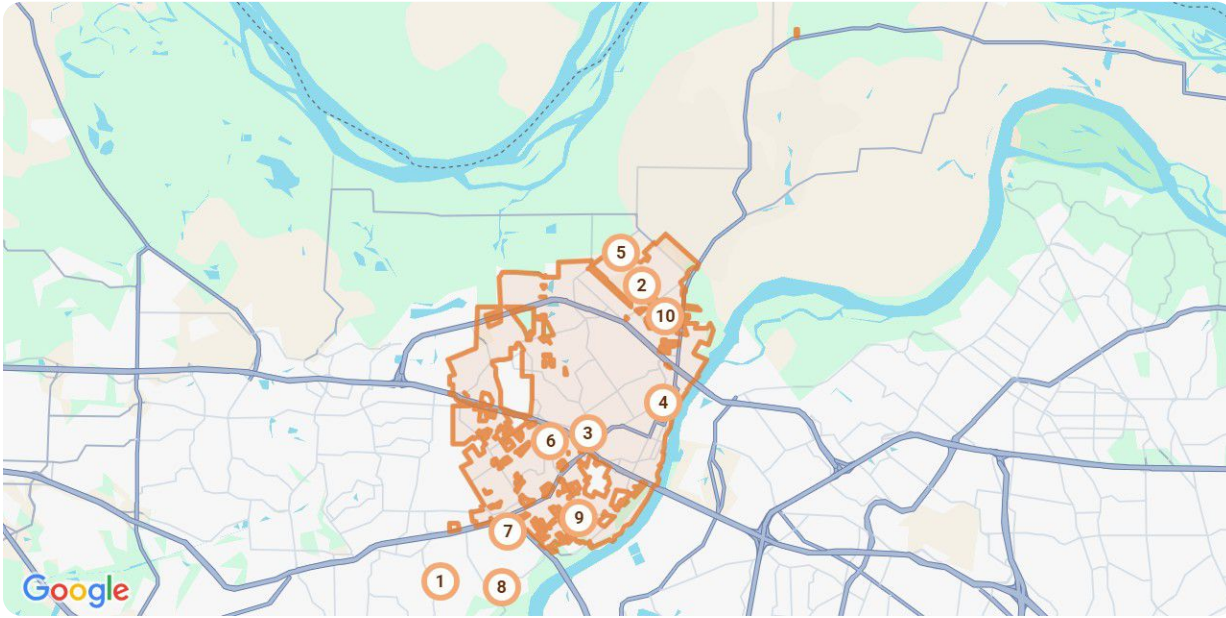
- Active For Lease
- Pending



Pending: 8 properties		Property Type	Beds / Baths	Living Area (sq ft)	Lot Size / Year Built	List Date	List Price / \$ Per Sq Ft	Pending Date / Days in RPR
	 <p>9 Fairways Cir, Apt A Saint Charles, MO 63303 MLS ID: 26023466</p> <p>Pending / For Sale and For Lease</p> <p><i>Listing Courtesy of Alexander Realty Inc</i></p>	Condo/Townhouse/Apt.	2/1	1,170	- / 1973	4/17/2026	\$129,900 / \$111/sq ft	5/12/2026 / 25 days
	 <p>1245 Harvest Ridge Dr Saint Charles, MO 63303 MLS ID: 26026867</p> <p>Pending / For Lease</p> <p><i>Courtesy of Merle SCHNEIDER Real Estate</i></p>	Single Family	3/3	2,450	6,969 sqft / 1994	5/10/2026	\$2,495 mo. / \$1/sq ft	5/12/2026 / 2 days
	 <p>3405 Sherman Park Dr Saint Charles, MO 63303 MLS ID: 26017677</p> <p>Pending / For Lease</p> <p><i>Courtesy of Merle SCHNEIDER Real Estate</i></p>	Condo/Townhouse/Apt.	2/3	1,600	683 sqft / 1991	4/3/2026	\$2,095 mo. / \$1/sq ft	5/9/2026 / 36 days
	 <p>3105 Pathfinder Trl Saint Charles, MO 63301 MLS ID: 26025851</p> <p>Pending / For Lease</p> <p><i>Courtesy of Coldwell Banker Realty - Gundaker</i></p>	Condo/Townhouse/Apt.	3/3	1,352	1,860 sqft / 2010	4/24/2026	\$2,300 mo. / \$2/sq ft	5/3/2026 / 9 days
	 <p>4507 Cambrook Dr Saint Charles, MO 63304 MLS ID: 26023008</p> <p>Pending / For Lease</p> <p><i>Courtesy of Eaton Properties, Inc.</i></p>	Single Family	3/2	1,279	10,454 sqft / 1988	4/16/2026	\$2,300 mo. / \$2/sq ft	4/27/2026 / 11 days
	 <p>121 Shirley Ridge Dr Saint Charles, MO 63304 MLS ID: 26021567</p> <p>Pending / For Lease</p> <p><i>Courtesy of Mirowitz Real Estate Investments Inc.</i></p>	Condo/Townhouse/Apt.	2/1	1,020	- / 1986	4/10/2026	\$1,475 mo. / \$1/sq ft	4/22/2026 / 12 days
	 <p>3515 Eagles Hill Rdg Saint Charles, MO 63303 MLS ID: 26012035</p> <p>Pending / For Lease</p> <p><i>Courtesy of Coldwell Banker Realty - Gundaker</i></p>	Single Family	3/2	1,854	10,018 sqft / 2001	3/3/2026	\$2,500 mo. / \$1/sq ft	3/7/2026 / 4 days
	 <p>2800 Mayer Dr Saint Charles, MO 63301 MLS ID: 26007803</p> <p>Pending / For Lease</p> <p><i>Courtesy of 3BM Real Estate Corp</i></p>	Single Family	3/2	1,430	9,918 sqft / 1968	2/18/2026	\$2,175 mo. / \$2/sq ft	2/24/2026 / 6 days

Closed

Source: Public Records and Listings



Legend

● Closed

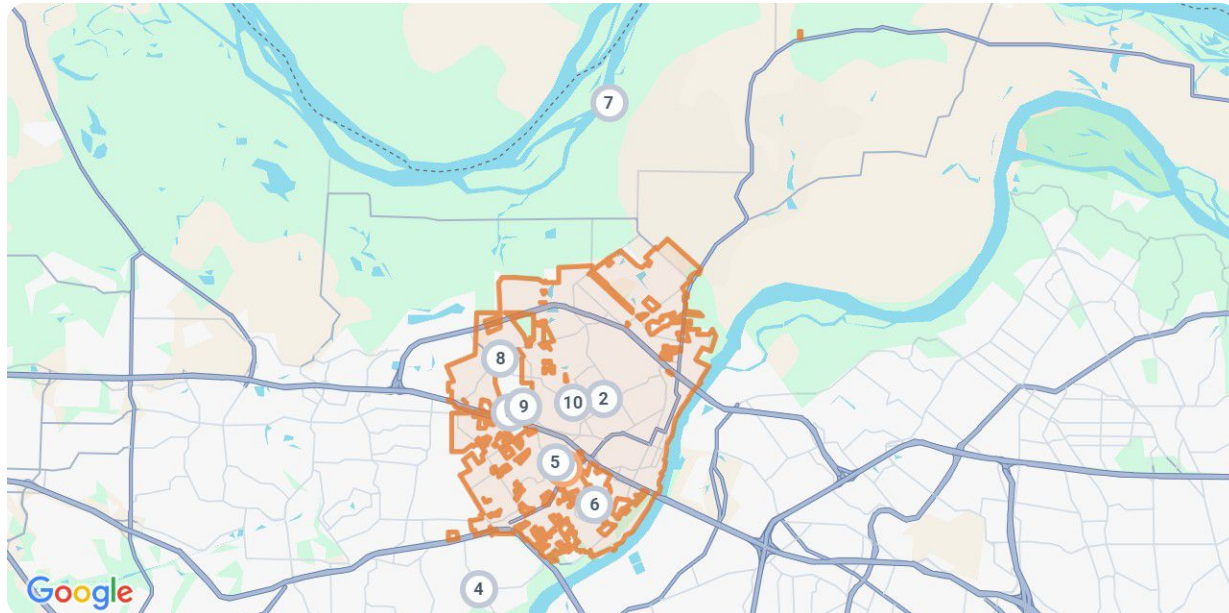
Closed: 10 properties		Property Type	Beds / Baths	Living Area (sq ft)	Lot Size / Year Built	Closed Date / Days in RPR	Closed Price / \$ Per Sq Ft	List to Sold Price %
1	 <p>1161 Saratoga Dr Saint Charles, MO 63303 MLS ID: 26027754 ■ Closed / For Lease <i>Courtesy of STL Buy & Sell, LLC</i></p>	Single Family	4/3	1,564	8,755 sqft 1972	5/13/2026 3 days	- \$1/sq ft	-
2	 <p>3305 Stowe Lndg Saint Charles, MO 63301 MLS ID: 25077829 ■ Closed / For Lease <i>Courtesy of Call Dolly, LLC</i></p>	Single Family	2/2	1,224	2,178 sqft 2013	5/8/2026 165 days	- \$2/sq ft	-
3	 <p>2413 Chesstal St Saint Charles, MO 63301 MLS ID: 26022260 ■ Closed / For Lease <i>Courtesy of STL Buy & Sell, LLC</i></p>	Single Family	2/1	850	0.27 acres 1959	5/7/2026 12 days	- \$2/sq ft	-
4	 <p>1208 N 5th St Saint Charles, MO 63301 MLS ID: 26012690 ■ Closed / For Lease <i>Courtesy of Worth Clark Realty</i></p>	Condo/Townhouse/Apt.	2/1	890	8,973 sqft 1970	5/1/2026 20 days	- \$2/sq ft	-
5	 <p>5044 Arpent St Saint Charles, MO 63301 MLS ID: 26018694 ■ Closed / For Lease <i>Courtesy of Keller Williams Chesterfield</i></p>	Single Family	3/3	2,031	3,223 sqft 2016	5/1/2026 13 days	- \$2/sq ft	-

Saint Charles, Missouri

Closed: 10 properties		Property Type	Beds / Baths	Living Area (sq ft)	Lot Size / Year Built	Closed Date / Days in RPR	Closed Price / \$ Per Sq Ft	List to Sold Price %
	 1612 Forest Hills Dr Saint Charles, MO 63303 MLS ID: 26024302 Closed / For Lease <i>Courtesy of Full Scope Home Services, Inc.</i>	Condo/Townhouse/Apt.	2/3	1,296	- / 1985	5/1/2026 / 3 days	- / \$1/sq ft	-
	 1431 Heritage Lndg Saint Charles, MO 63303 MLS ID: 26013005 Closed / For Lease <i>Courtesy of Coldwell Banker Realty - Gundaker</i>	Condo/Townhouse/Apt.	2/2	1,132	479 sqft / 2007	5/1/2026 / 56 days	- / \$2/sq ft	-
	 3212 Stonehenge Dr Saint Charles, MO 63303 MLS ID: 26008430 Closed / For Lease <i>Courtesy of Provident Property Management LLC</i>	Single Family	3/2	1,189	0.29 acres / 1974	4/29/2026 / 73 days	- / \$2/sq ft	-
	 491 Speyer Pl Saint Charles, MO 63303 MLS ID: 26011839 Closed / For Lease <i>Courtesy of Key Cornerstone Realty</i>	Single Family	4/2	2,695	9,016 sqft / 2007	4/25/2026 / 30 days	- / \$1/sq ft	-
	 724 Clarence Dr Saint Charles, MO 63301 MLS ID: 26018791 Closed / For Lease <i>Courtesy of Waters & Associates Realty, LLC</i>	Single Family	3/3	1,656	0.28 acres / 1965	4/24/2026 / 3 days	- / \$1/sq ft	-

Distressed











Source: Public Records and Listings



Legend

- Closed
- Off Market, Hold, Withdrawn, Expired, or Canceled



Distressed: 10 properties		Property Type	Beds / Baths	Living Area (sq ft)	Lot Size / Year Built	List Date / Days in RPR	List Price / \$ Per Sq Ft	Distressed Date / Type
1	 <p>1608 Dartmouth Dr Saint Charles, MO 63303 Closed / Public Record</p>	Single Family	3/2	988	6,534 sqft 1984	- - days	- \$239/sq ft	2/26/2026 Notice of Foreclosure Sale
2	 <p>2522 Leonard Dr Saint Charles, MO 63301 Off Market / Public Record</p>	Single Family	3/1	988	7,500 sqft 1959	- - days	- \$239/sq ft	4/9/2026 Notice of Foreclosure Sale
3	 <p>3318 Hannibal Dr Saint Charles, MO 63301 Off Market / Public Record</p>	Single Family	3/2	1,032	8,750 sqft 1963	- - days	- \$243/sq ft	3/16/2026 Sold Date: 10/14/2022
4	 <p>3012 Willow Bend Dr Saint Charles, MO 63303 Off Market / Public Record</p>	Single Family	3/2	1,480	7,744 sqft 1978	- - days	- \$228/sq ft	5/1/2026 Notice of Foreclosure Sale
5	 <p>12 Eagle Cove Ln Saint Charles, MO 63303 Off Market / Public Record</p>	Condo/Townhouse/Apt.	4/4	3,094	6,098 sqft 2002	- - days	- \$150/sq ft	4/28/2026 Notice of Foreclosure Sale
6	 <p>50 Towerbridge Pl Saint Charles, MO 63303 Off Market / Public Record</p>	Single Family	4/4	3,780	9,583 sqft 2012	- - days	- \$190/sq ft	3/18/2026 Notice of Foreclosure Sale
7	 <p>1208 Lake Village Dr Saint Charles, MO 63301 Off Market / Public Record</p>	Single Family	3/2	1,437	7,500 sqft 1955	- - days	- \$158/sq ft	3/10/2026 Notice of Foreclosure Sale
8	 <p>3065 Shady Oak Dr Saint Charles, MO 63301 Off Market / Public Record</p>	Condo/Townhouse/Apt.	2/2	1,392	2,614 sqft 1994	- - days	- \$219/sq ft	4/8/2026 Notice of Foreclosure Sale
9	 <p>3140 Chancery Ln Saint Charles, MO 63301 Off Market / Public Record</p>	Single Family	3/1	960	8,855 sqft 1966	- - days	- \$275/sq ft	4/10/2026 Notice of Foreclosure Sale
10	 <p>2807 Stonington Dr Saint Charles, MO 63301 Off Market / Public Record</p>	Single Family	3/2	1,425	7,520 sqft 1970	- - days	- \$212/sq ft	3/24/2026 Notice of Foreclosure Sale

About RPR

- RPR® is the nation's largest property database, exclusively for REALTORS®. It empowers REALTORS® to help buyers and sellers make informed decisions, backed by a real estate database covering more than 160 million residential and commercial properties in the United States.
- RPR is a wholly owned subsidiary of the National Association of REALTORS® and a member benefit to REALTORS®.
- RPR's data sources range from MLSs and county-level tax and assessment offices, to the U.S. Census and FEMA, to specialty data set providers such as Esri (consumer data), Niche (school information) and Precisely (geographic boundaries).

Learn More

For more information about RPR, please visit RPR's public website: <https://blog.narrpr.com>



RPR®

