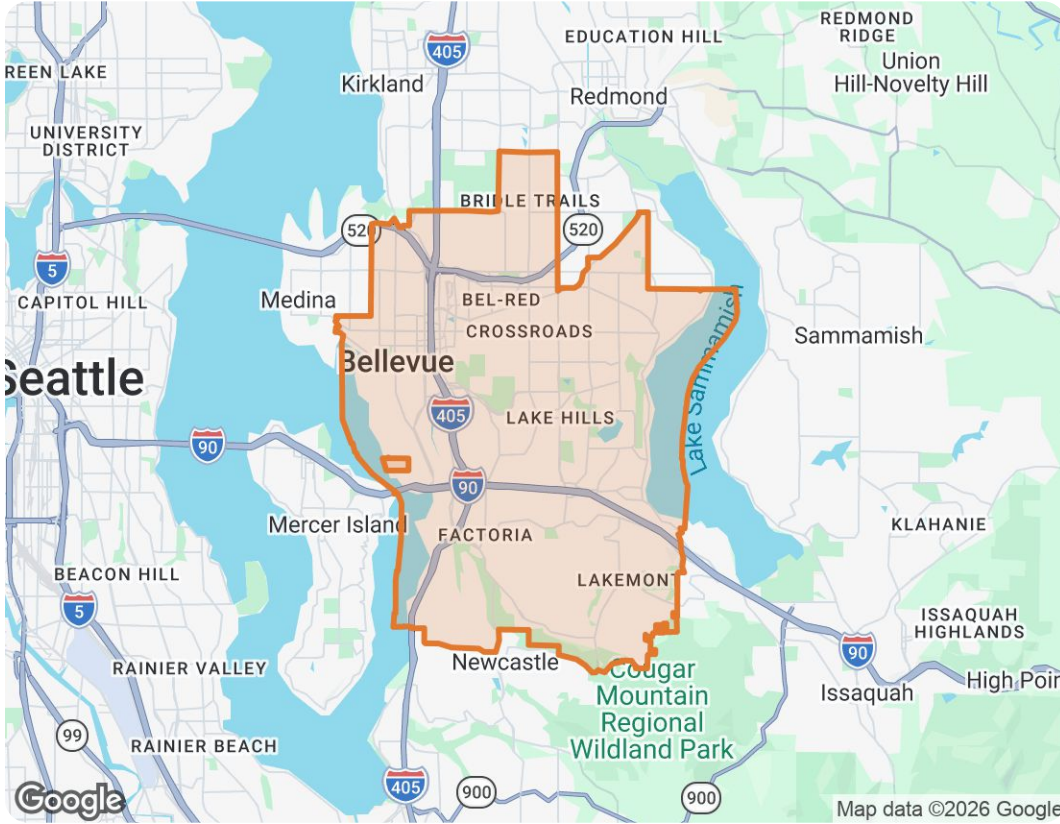


Bellevue, Washington



The biggest buyer rebates and lowest selling fees in real estate – without sacrificing full-service support, 7 days a week.

ShopProp Licensed CA, WA, HI, AZ, MI, TX, VA, CO

📞 Office (888) 821-0556

✉️ team@shopprop.com

🌐 www.shopprop.com



ShopProp Inc.



Market Trends

May 2026 Median Estimated Property Value

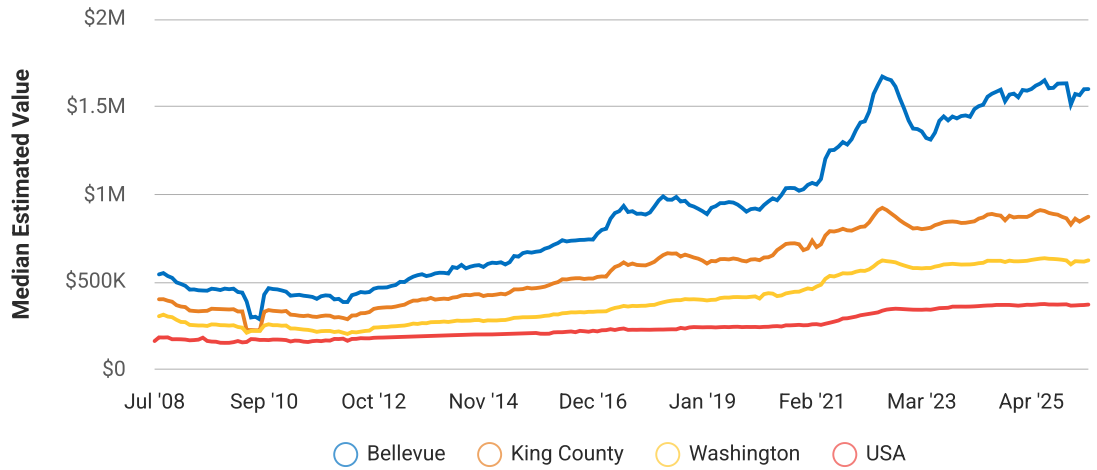
Single Family + Condo/Townhouse/Apt.

This graphic displays property estimates for a market area and a subject property, where one has been selected. Estimated property values are generated by a valuation model and are not formal appraisals.

Source: Public records, and MLS sources where licensed

Update Frequency: Monthly

Median Estimated Value \$1,600,100	Last Month Change +0.1%	12 Month Change -1.2%
---	--	--



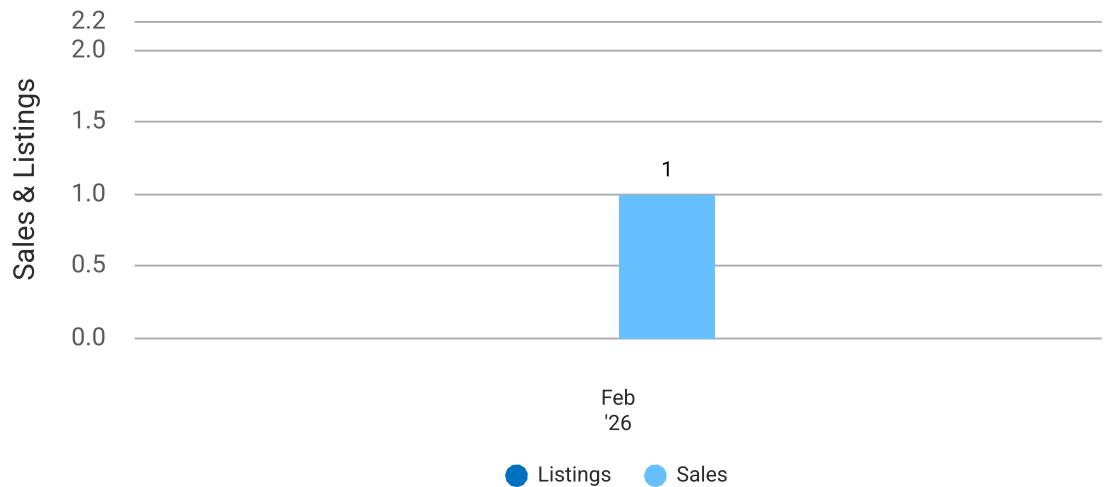
Total Sales and Active Listings in Bellevue, Washington

Single Family + Condo/Townhouse/Apt.

This graph compares the number of sales with the number of active listings in the local market.

Source: MLS data where licensed

Update Frequency: Monthly



Bellevue, Washington

Median Sold Price vs Sold Listings in Bellevue, Washington

Single Family + Condo/Townhouse/Apt.

This chart compares the trend of median sold price and number of sold listings for the given location.

Source: Listing Data

Update Frequency: Monthly



Market Snapshot

Value and Price Changes

	Current	Last Month	Last 3 Months	Last 12 Months	Last 24 Months	Last 36 Months
Median Est. Property Value Last Updated: 5/31/2026	\$1,600,100	\$1,599,240 +0.05%	\$1,571,900 +1.79%	\$1,619,640 -1.21%	\$1,510,710 +5.92%	\$1,312,140 +21.95%

About this Data: Because some brokerages may choose not to include their MLS listing content within the RPR platform, the analysis contained in this report may not have been created using all the available listing data within this geographical market.

Median estimated property values are generated by a valuation model and are not formal appraisals. Valuations are based on public records and MLS data where licensed. The Metrics displayed here reflect **All Residential Single Family, Condo, Townhouse and Apartment properties** data.

Market Activity

Market Activity Filters

Sort Order: Date

Maximum Properties Per Change Type: 10

Change Types: New Listings, Pending, Closed, Distressed

Property Types: Single Family, Condo/Townhouse/Apt

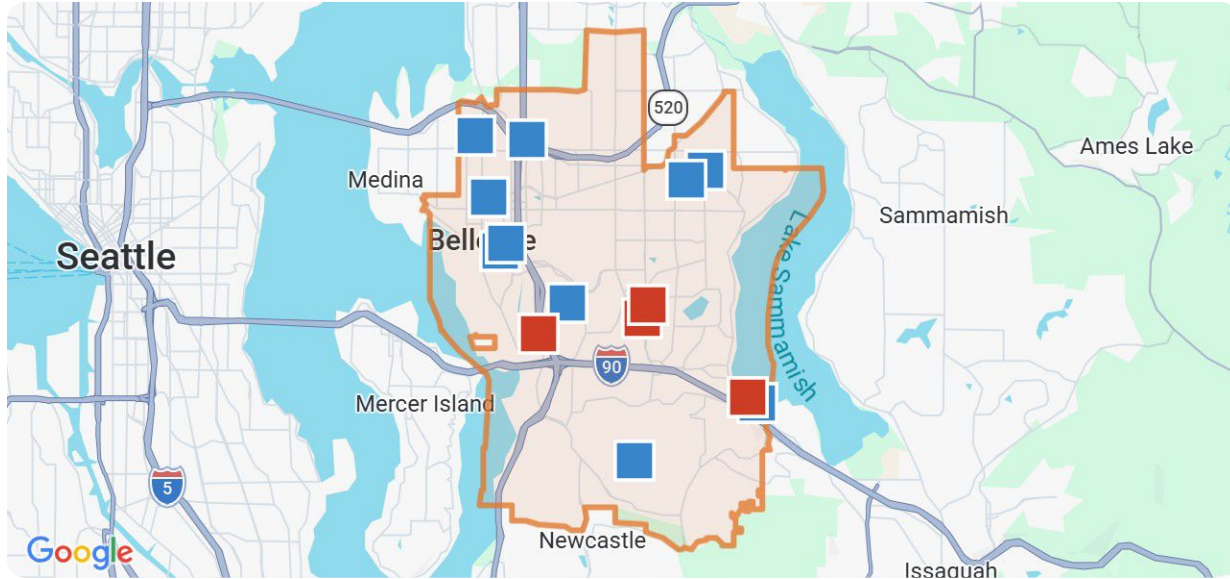
Property Features: Sale Price: Any, Lease Price: Any, Beds: Any, Baths: Any, Living Area: Any, Lot Size (acre): Any, Year Built: Any



Bellevue, Washington

Summary

For Sale Activity in the Last 3 Months



Legend

- Recently Closed
- Distressed

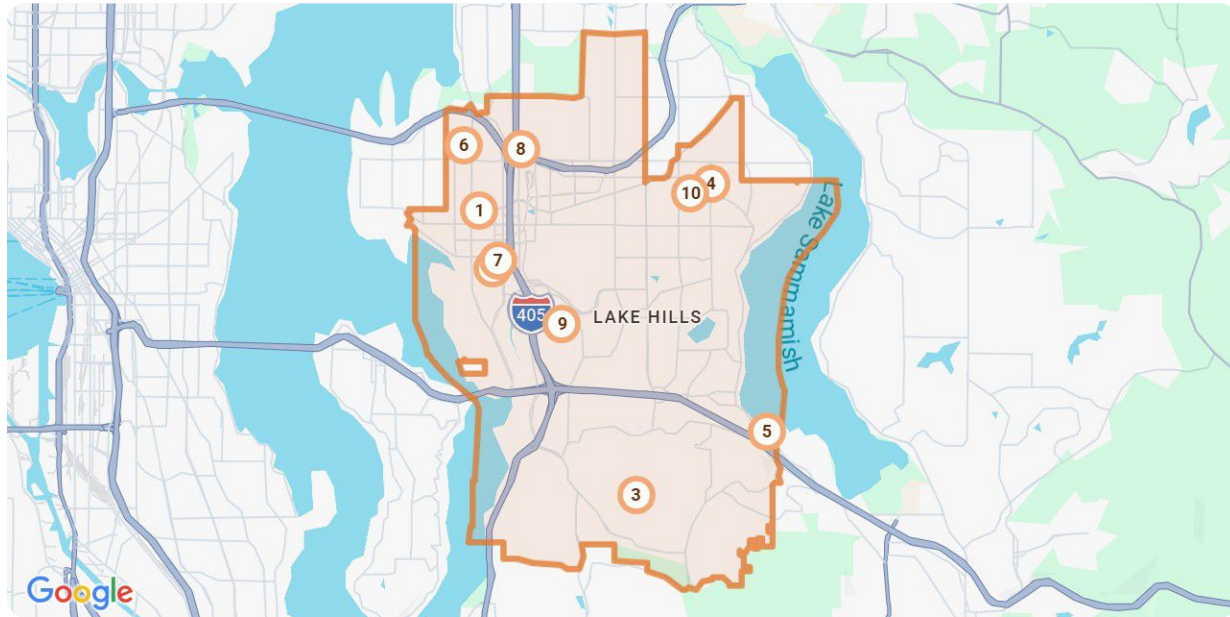
	Closed	Distressed
Number of Properties	10	2
Lowest Listing Price / Est.Value	\$315,000	\$1,424,000
Median Listing Price / Est.Value	\$1,924,500	\$2,610,880
Highest Listing Price / Est.Value	\$6,350,000	\$3,797,760
Average Price / sqft	\$800	\$835
Median Price / sqft	\$671	\$835
Average Days in RPR	-	-
Median Days in RPR	-	-
Total Volume	\$21,191,000	\$5,221,760
Source	Public Records & Listings	Public Records & Listings



Market Activity Breakdown

Closed

Source: Public Records and Listings



Legend

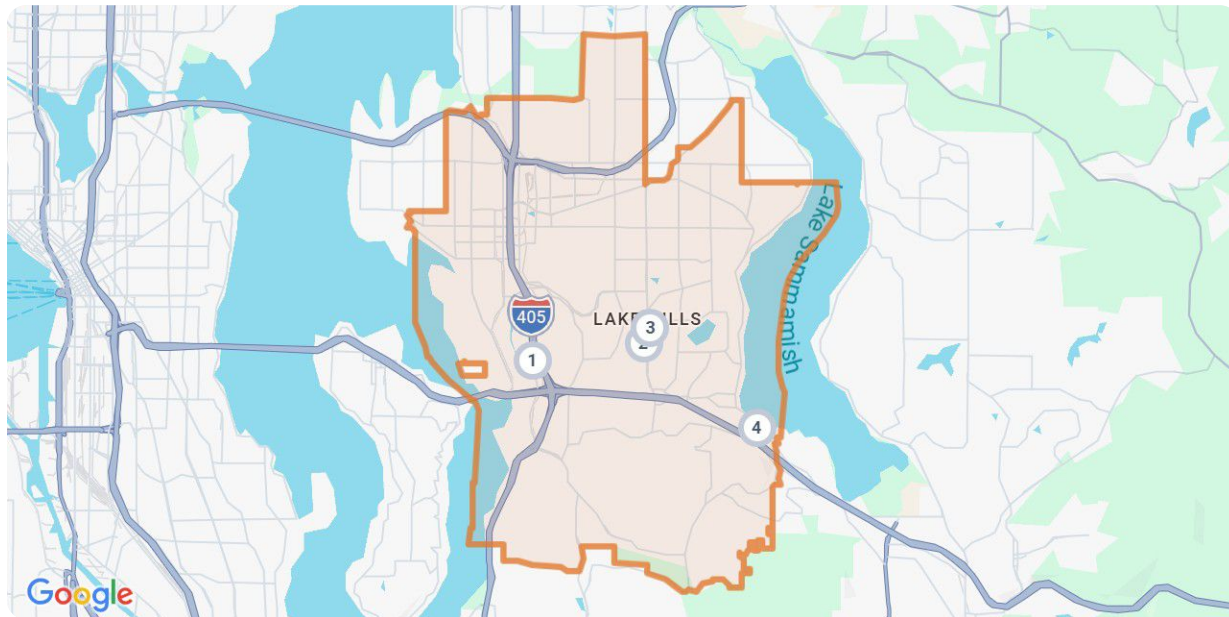
● Closed

Closed: 10 properties		Property Type	Beds / Baths	Living Area (sq ft)	Lot Size / Year Built	Closed Date / Days in RPR	Closed Price / \$ Per Sq Ft	List to Sold Price %
1	 <p>400 112th Ave NE, Ste 400 Bellevue, WA 98004 Closed / Public Record</p>	Condo/Townhouse/Apt.	3/2	1,190	7,300 sqft 1959	5/27/2026 - days	\$1,469,000 \$849/sq ft	-
2	 <p>1028 163rd Ave SE Bellevue, WA 98008 Closed / Public Record</p>	Single Family	5/5	4,300	7,500 sqft 2023	5/27/2026 - days	\$3,050,000 \$783/sq ft	-
3	 <p>218 163rd Pl SE Bellevue, WA 98008 Closed / Public Record</p>	Single Family	5/5	4,190	0.3 acres 2024	5/27/2026 - days	\$2,650,000 \$432/sq ft	-
4	 <p>5824 168th Pl SE Bellevue, WA 98006 Closed / Public Record</p>	Single Family	3/4	4,020	0.32 acres 1992	5/27/2026 - days	\$3,175,000 \$777/sq ft	-
5	 <p>1455 NE 32nd St, Apt F101 Bellevue, WA 98007 Closed / Public Record</p>	Condo/Townhouse/Apt.	2/1	889	- 1978	5/27/2026 - days	\$315,000 \$365/sq ft	-
6	 <p>12300 SE 41st Ln, #45 Bellevue, WA 98006 Closed / Public Record</p>	Condo/Townhouse/Apt.	2/2	1,165	- 1982	5/27/2026 - days	\$565,000 \$502/sq ft	-

Closed: 10 properties		Property Type	Beds / Baths	Living Area (sq ft)	Lot Size / Year Built	Closed Date / Days in RPR	Closed Price / \$ Per Sq Ft	List to Sold Price %
	 15214 NE 8th St, Apt G18 Bellevue, WA 98007 Closed / Public Record	Condo/Townhouse/Apt.	2/2	1,030	- / 1973	5/27/2026 - days	\$487,000 \$508/sq ft	-
	 2047 Killarney Way Bellevue, WA 98004 Closed / Public Record	Single Family	3/3	2,930	0.44 acres / 1956	5/27/2026 - days	\$6,350,000 \$1,733/sq ft	-
	 16225 Northup Way, Apt A201 Bellevue, WA 98008 Closed / Public Record	Condo/Townhouse/Apt.	3/3	1,802	- / 1993	5/27/2026 - days	\$750,000 \$438/sq ft	-
	 4701 133rd Ave SE Bellevue, WA 98006 Closed / Public Record	Single Family	3/2	3,230	9,400 sqft / 1967	5/26/2026 - days	\$2,380,000 \$741/sq ft	-

Distressed

Source: Public Records and Listings



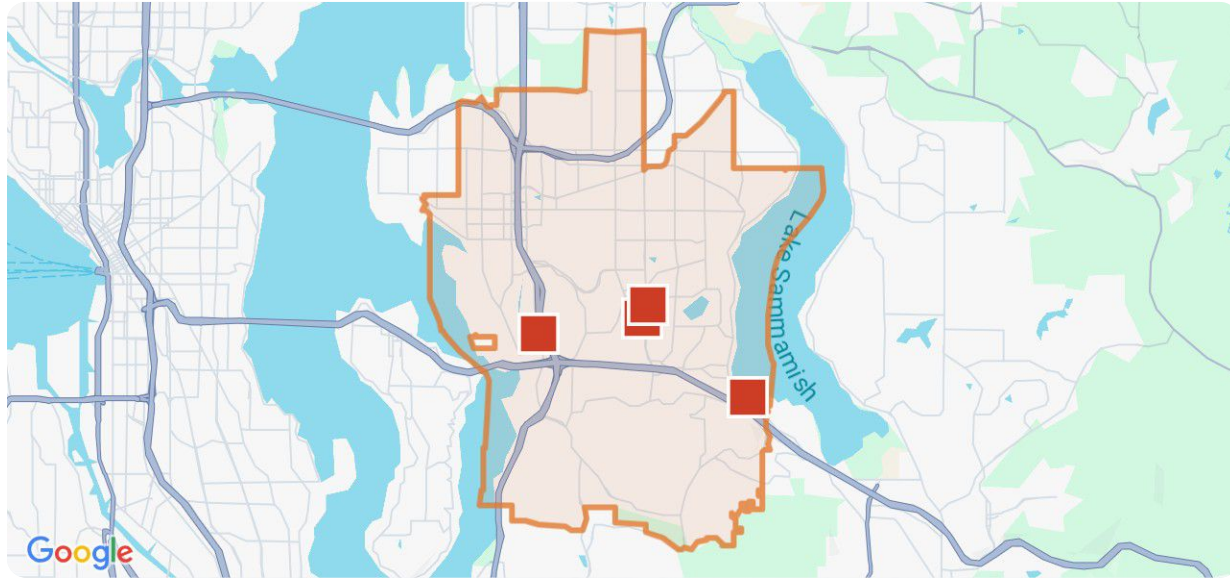
Legend

Off Market, Hold, Withdrawn, Expired, or Canceled

Distressed: 2 properties		Property Type	Beds / Baths	Living Area (sq ft)	Lot Size / Year Built	List Date / Days in RPR	List Price / \$ Per Sq Ft	Distressed Date / Type
	 14815 SE 18th Pl Bellevue, WA 98007 Off Market / Public Record	Single Family	3/2	1,470	9,572 sqft / 1966	- / - days	- / \$969/sq ft	4/15/2026 Notice of Foreclosure Sale
	 14978 SE 22nd St Bellevue, WA 98007 Off Market / Public Record	Single Family	4/5	5,410	0.28 acres / 2022	- / - days	- / \$702/sq ft	5/6/2026 Notice of Foreclosure Sale

Summary

For Lease Activity in the Last 3 Months



Legend

■ Distressed

	Distressed
Number of Properties	2
Lowest Listing Price / Est.Value	\$1,424,000
Median Listing Price / Est.Value	\$2,610,880
Highest Listing Price / Est.Value	\$3,797,760
Average Price / sqft	\$835
Median Price / sqft	\$835
Average Days in RPR	-
Median Days in RPR	-
Total Volume	\$5,221,760

Source

Public Records & Listings

Bellevue, Washington

Market Activity Breakdown



Distressed

Source: Public Records and Listings



Legend

- Off Market, Hold, Withdrawn, Expired, or Canceled

Distressed: 2 properties		Property Type	Beds / Baths	Living Area (sq ft)	Lot Size / Year Built	List Date / Days in RPR	List Price / \$ Per Sq Ft	Distressed Date / Type
1	 <p>14815 SE 18th Pl Bellevue, WA 98007 ■ Off Market / Public Record</p>	Single Family	3/2	1,470	9,572 sqft 1966	- - days	- \$969/sq ft	4/15/2026 Notice of Foreclosure Sale
2	 <p>14978 SE 22nd St Bellevue, WA 98007 ■ Off Market / Public Record</p>	Single Family	4/5	5,410	0.28 acres 2022	- - days	- \$702/sq ft	5/6/2026 Notice of Foreclosure Sale



Bellevue, Washington

About RPR

- RPR® is the nation's largest property database, exclusively for REALTORS®. It empowers REALTORS® to help buyers and sellers make informed decisions, backed by a real estate database covering more than 160 million residential and commercial properties in the United States.
- RPR is a wholly owned subsidiary of the National Association of REALTORS® and a member benefit to REALTORS®.
- RPR's data sources range from MLSs and county-level tax and assessment offices, to the U.S. Census and FEMA, to specialty data set providers such as Esri (consumer data), Niche (school information) and Precisely (geographic boundaries).

Learn More

For more information about RPR, please visit RPR's public website: <https://blog.narrpr.com>



RPR®

