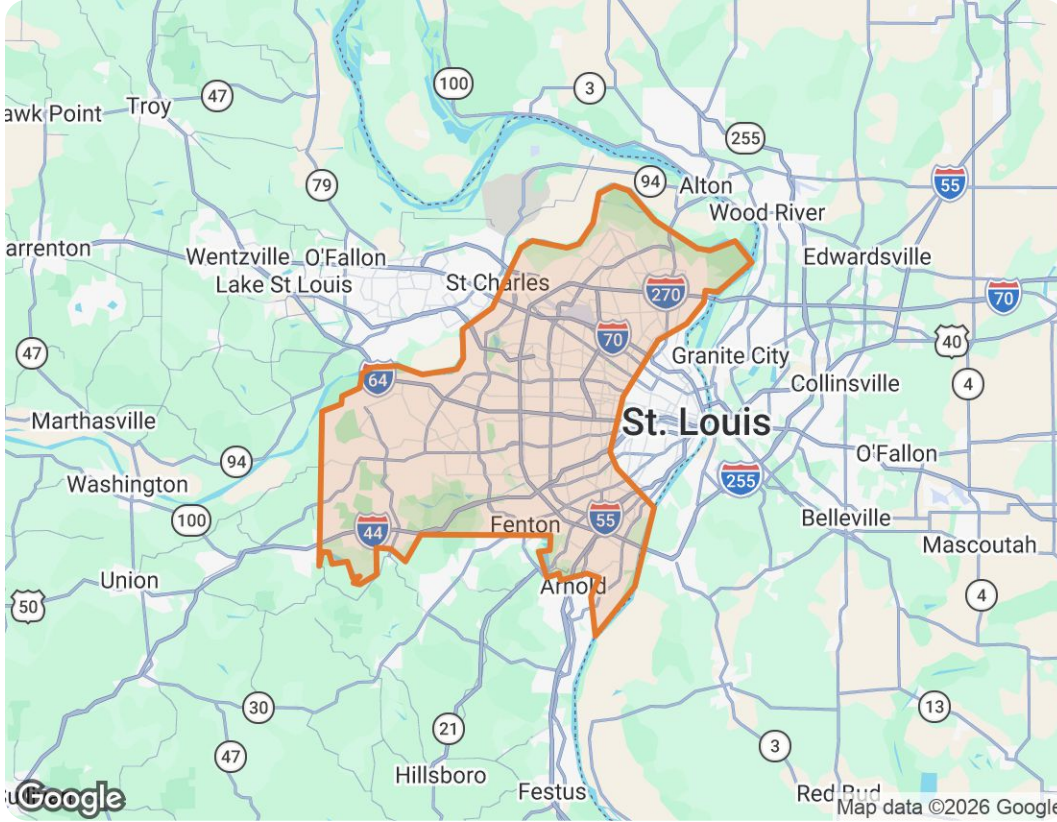


St. Louis County, Missouri



Laura Weber

Realtor

Missouri Real Estate License #2023037968

📞 Mobile (402) 650-5213

✉ L.weber@kw.com

🌐 <https://www.environmentalsolutions.com/realtorservices>



Keller Williams St. Louis

St. Louis, MO 63131



Market Trends

Market Trends for St. Louis County, Missouri

Single Family + Condo/Townhouse/Apt.

April 2026

Market Type

Seller's Market

Balanced Market

Buyer's Market

Key Details

Months of Inventory	Sold to List Price %	Median Days in RPR	Median Sold Price
2.15	100.7%	25	\$285,000
↓ 11.16% MoM	↑ 1.1% MoM	↓ 21.88% MoM	↑ 7.14% MoM

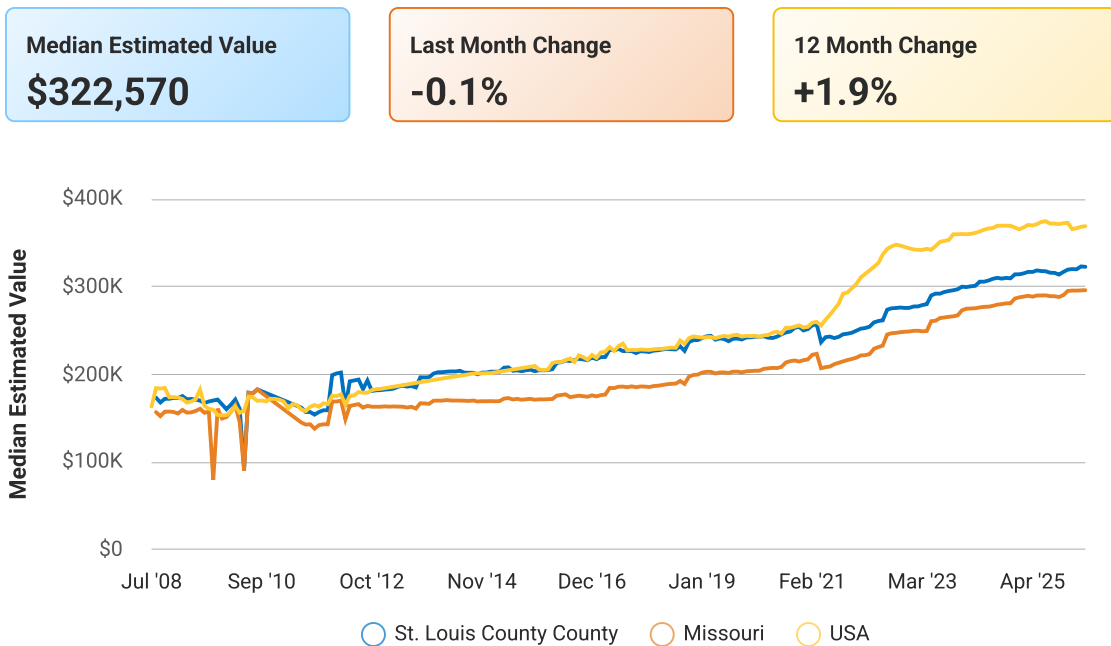
April 2026 Median Estimated Property Value

Single Family + Condo/Townhouse/Apt.

This graphic displays property estimates for a market area and a subject property, where one has been selected. Estimated property values are generated by a valuation model and are not formal appraisals.

Source: Public records, and MLS sources where licensed

Update Frequency: Monthly



St. Louis County, Missouri

April 2026 Active Listings

St. Louis County, Missouri

Single Family + Condo/Townhouse/Apt.

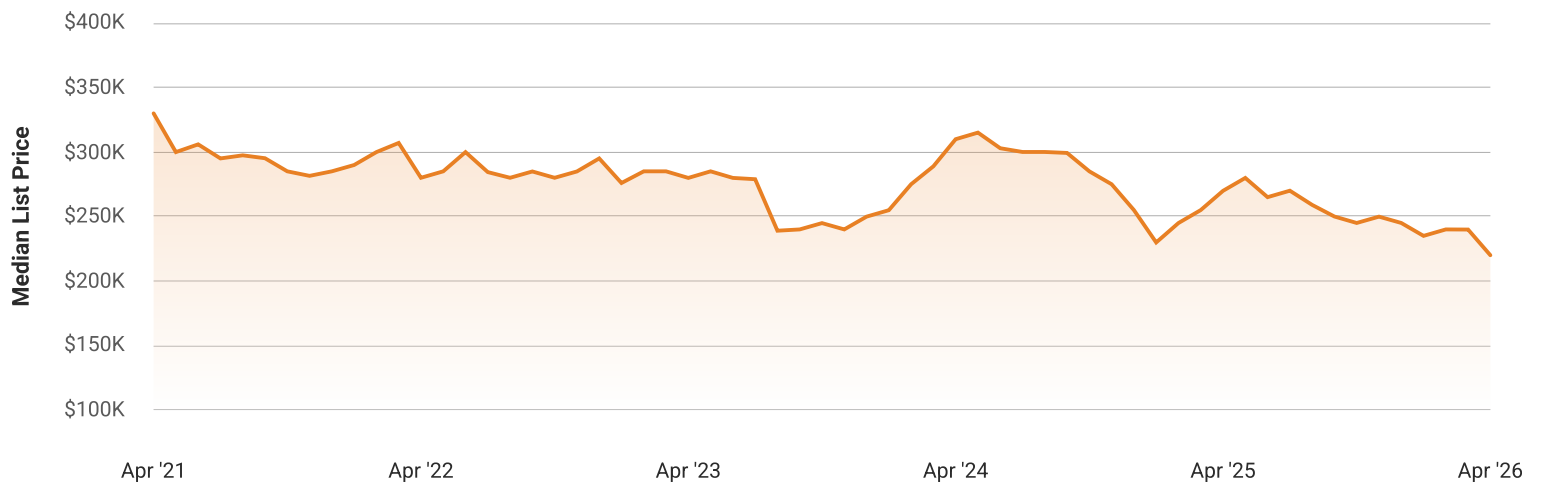
This graphic summarizes key statistics for properties that were in an active status on the last day of each month. RPR uses list date and a derived pending date to determine if the listing was active on the last day of the month. An end-of-month snapshot of active listings helps to understand inventory levels, price points and duration on the market.

Source: Listing sources

Update Frequency: Monthly

Median List Price - \$220,000

↓ 8.3% Month over Month



St. Louis County, Missouri

April 2026 Sold Listings

St. Louis County, Missouri

Single Family + Condo/Townhouse/Apt.

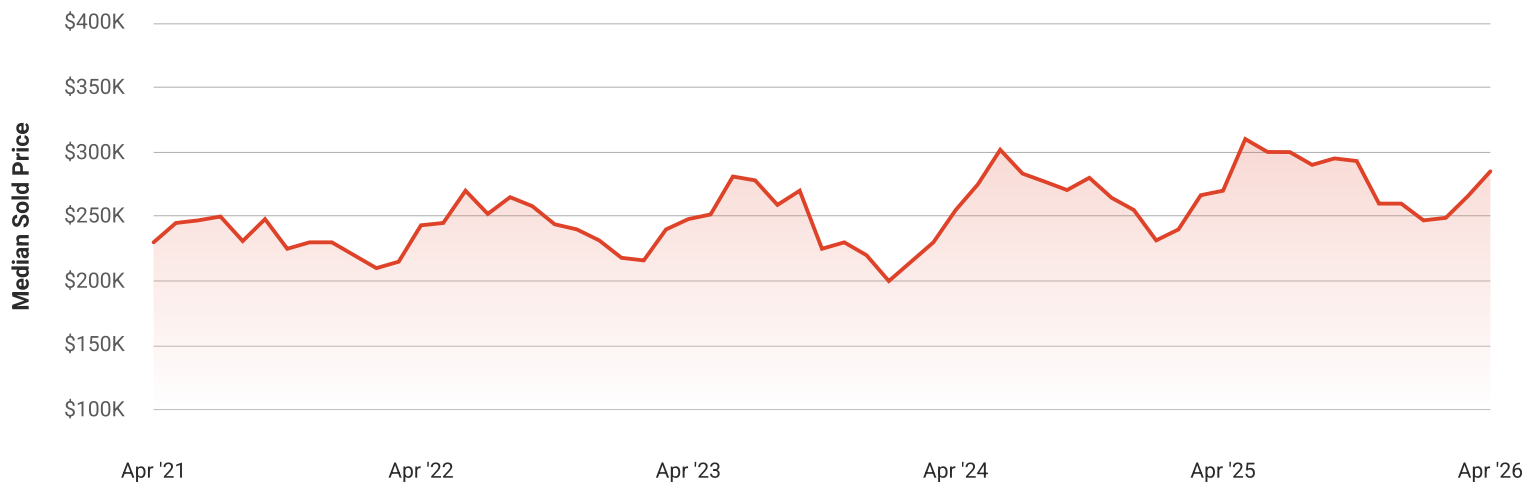
This graphic summarizes key statistics for properties that sold each month. RPR uses a derived sold date to determine when a property moved into a sold status within the given month. These statistics are important for understanding the price points on sold properties as well as the difference between the list price and sold price, which reveals whether buyers are paying over or under the asking price.

Source: Listing sources

Update Frequency: Monthly

Median Sold Price - \$285,000

↑ 7.1% Month over Month



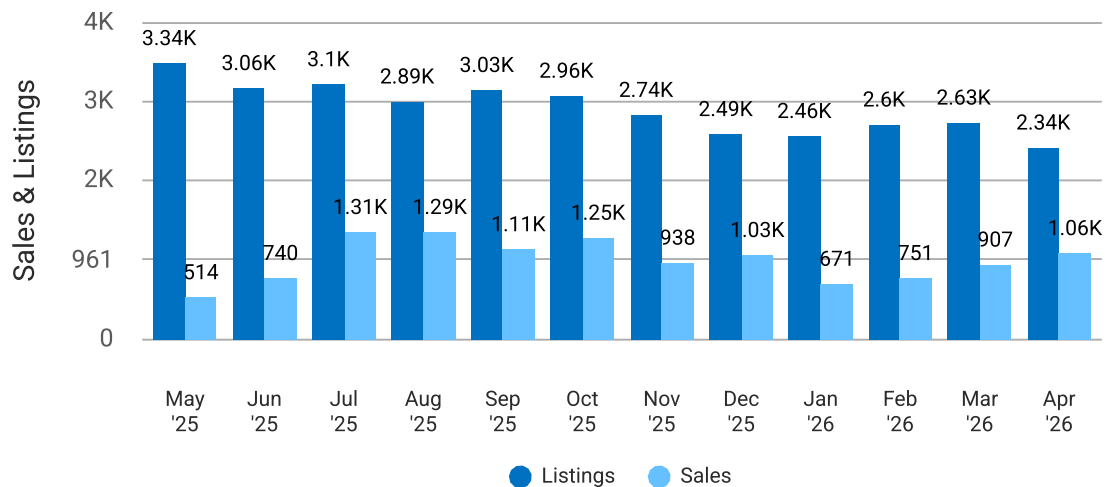
Total Sales and Active Listings in St. Louis County, Missouri

Single Family + Condo/Townhouse/Apt.

This graph compares the number of sales with the number of active listings in the local market.

Source: MLS data where licensed

Update Frequency: Monthly



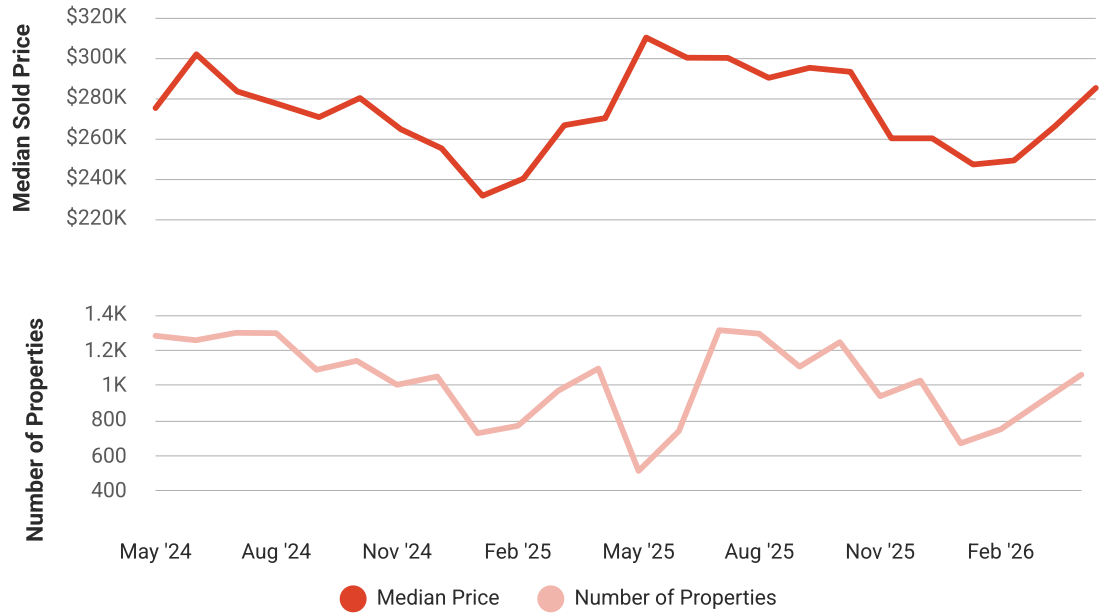
Median Sold Price vs Sold Listings in St. Louis County, Missouri

Single Family + Condo/Townhouse/Apt.

This chart compares the trend of median sold price and number of sold listings for the given location.

Source: Listing Data

Update Frequency: Monthly



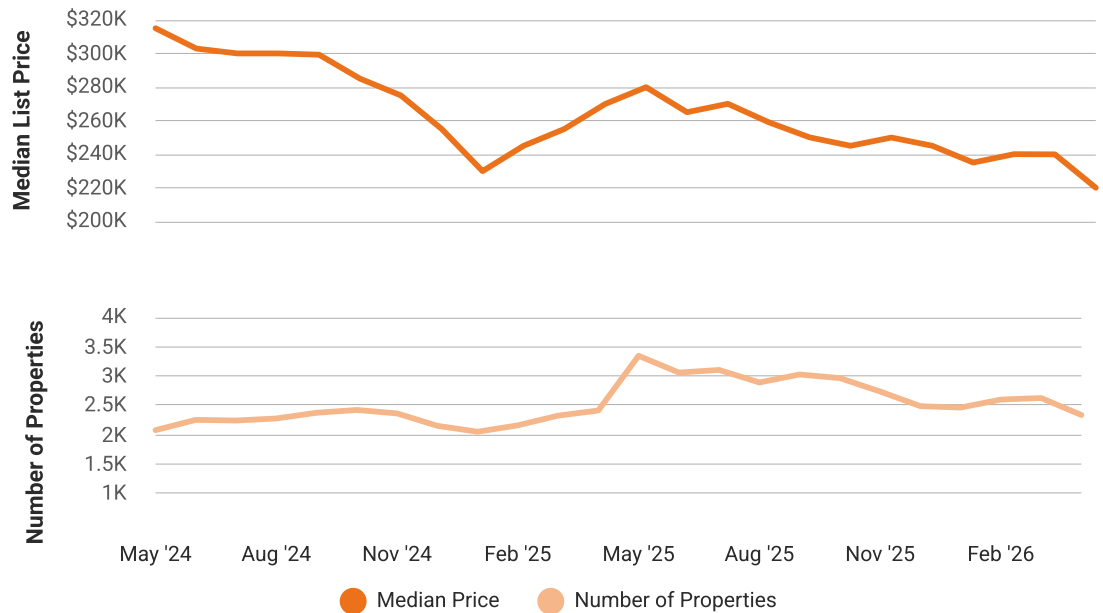
Median List Price vs Active Listings in St. Louis County, Missouri

Single Family + Condo/Townhouse/Apt.

This chart compares the trend of median list price and number of active properties for the given location.

Source: Listing Data

Update Frequency: Monthly



Market Snapshot

Value and Price Changes

	Current	Last Month	Last 3 Months	Last 12 Months	Last 24 Months	Last 36 Months
Median Est. Property Value Last Updated: 4/30/2026	\$322,570	\$323,000 -0.13%	\$319,980 +0.81%	\$316,710 +1.85%	\$305,630 +5.54%	\$280,000 +15.2%
Median Sold Price Last Updated: 4/30/2026	\$285,000	\$266,000 +7.14%	\$247,000 +15.38%	\$270,000 +5.56%	\$255,000 +11.76%	\$248,000 +14.92%
Median List Price Last Updated: 4/30/2026	\$220,000	\$239,900 -8.3%	\$235,000 -6.38%	\$269,900 -18.49%	\$309,900 -29.01%	\$279,900 -21.4%

About this Data: Because some brokerages may choose not to include their MLS listing content within the RPR platform, the analysis contained in this report may not have been created using all the available listing data within this geographical market. Median estimated property values are generated by a valuation model and are not formal appraisals. Valuations are based on public records and MLS data where licensed. The Metrics displayed here reflect **All Residential Single Family, Condo, Townhouse and Apartment properties** data.

Market Activity

Market Activity Filters

Sort Order: Date

Maximum Properties Per Change Type: 10

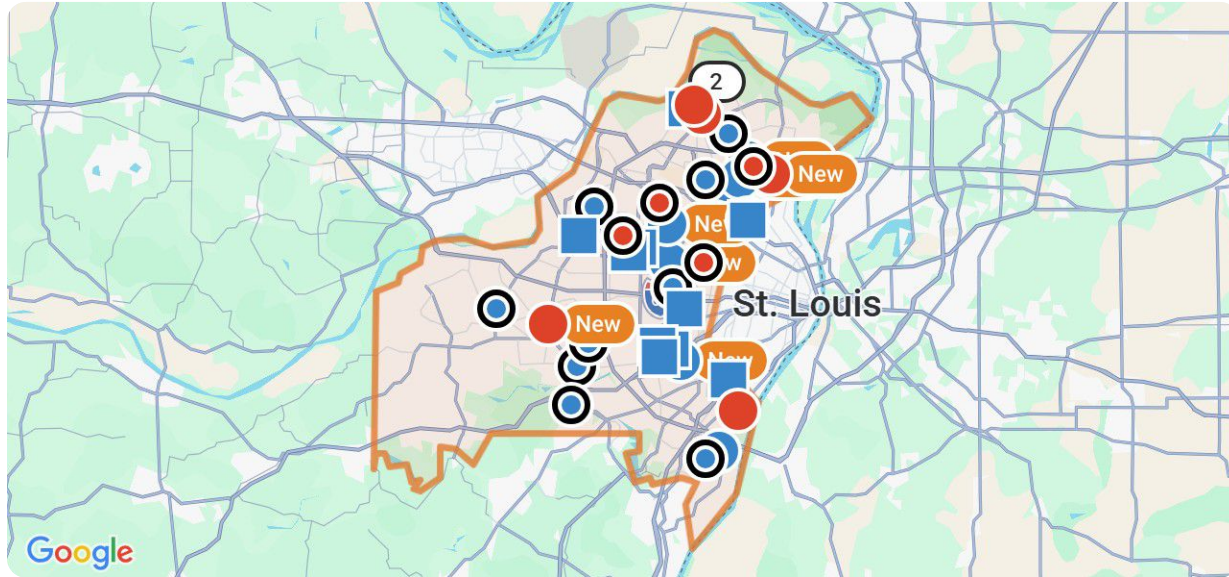
Change Types: New Listings, Pending, Closed, Distressed

Property Types: Single Family, Condo/Townhouse/Apt

Property Features: Sale Price: Any, Lease Price: Any, Beds: Any, Baths: Any, Living Area: Any, Lot Size (acre): Any, Year Built: Any

Summary

For Sale Activity in the Last 3 Months



Legend

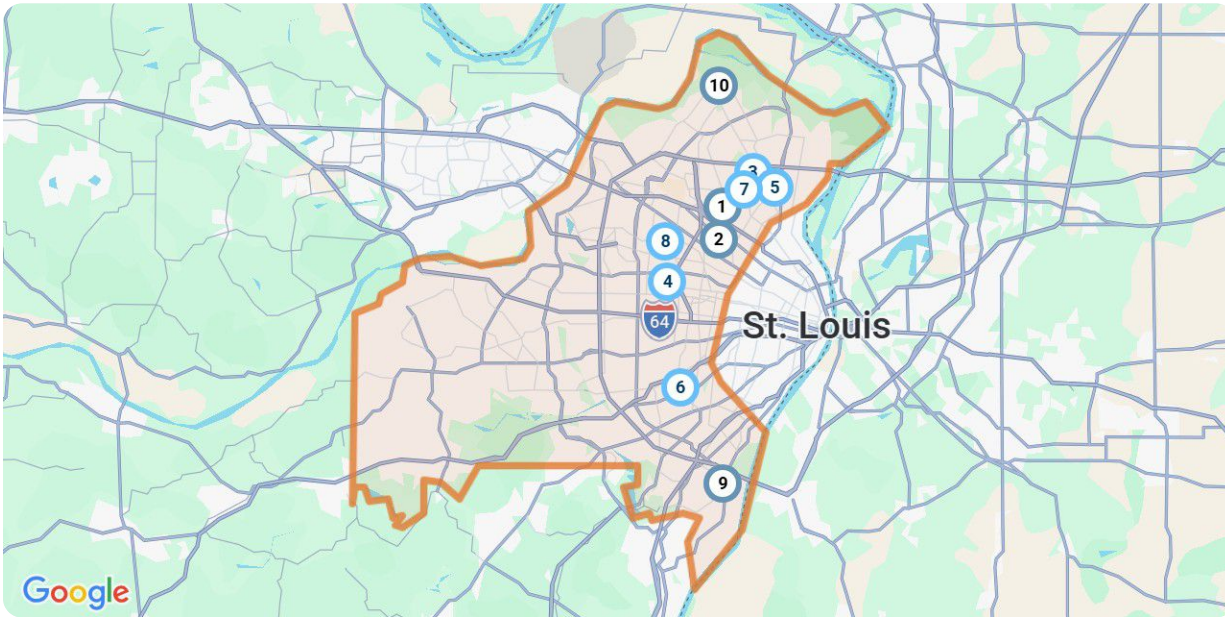
- For Sale
- For Sale Pending
- Distressed For Sale or Lease
- Distressed Pending
- Recently Closed

	New	Pending	Closed	Distressed
Number of Properties	10	10	10	10
Lowest Listing Price / Est.Value	\$47,900	\$20,000	\$73,000	\$45,000
Median Listing Price / Est.Value	\$134,950	\$424,500	\$467,500	\$174,000
Highest Listing Price / Est.Value	\$775,000	\$1,425,000	\$1,255,000	\$299,900
Average Price / sqft	\$142	\$188	\$193	\$108
Median Price / sqft	\$149	\$191	\$222	\$96
Average Days in RPR	6	42	29	21
Median Days in RPR	1	30	25	9
Total Volume	\$2,267,700	\$5,436,400	\$5,330,000	\$1,705,600
Source	Listings	Listings	Public Records & Listings	Public Records & Listings

Market Activity Breakdown

New

Source: Listings



Legend

- Active For Sale
- Active Under Contract

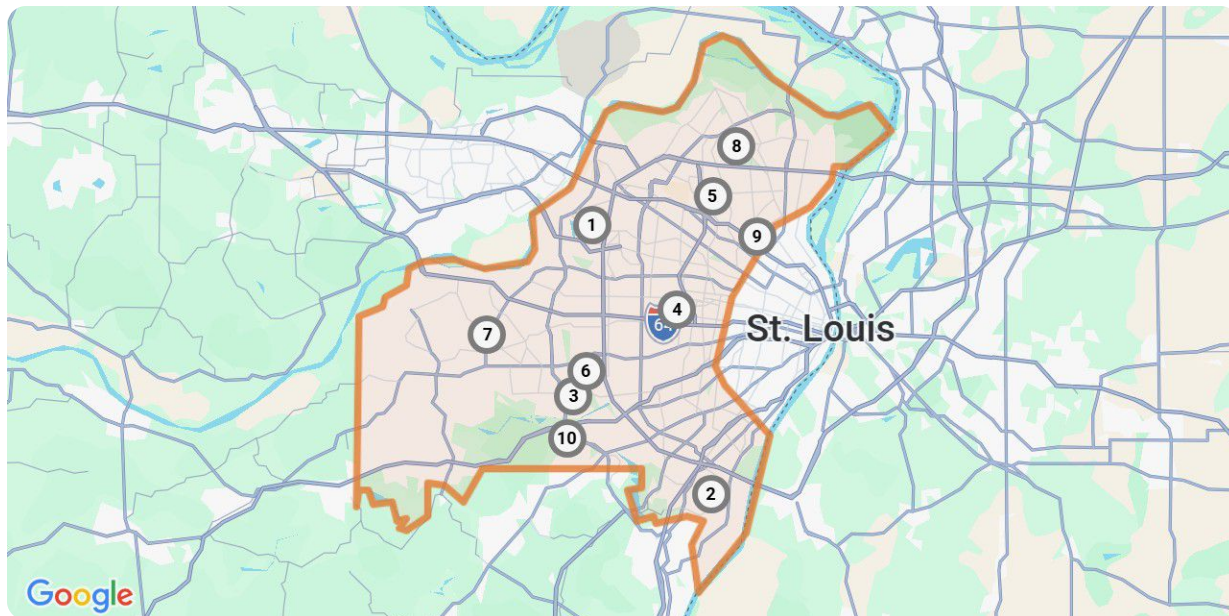
New: 10 properties		Property Type	Beds / Baths	Living Area (sq ft)	Lot Size	Year Built	List Date / Days in RPR	List Price / \$ Per Sq Ft
1	 <p>808 Arline Ave Saint Louis, MO 63135 MLS ID: 26028196 ● Active Under Contract / For Sale</p> <p><i>Listing Courtesy of RE/MAX Results</i></p>	Single Family	3/2	720	6,251 sqft	1952	5/6/2026 8 days	\$125,000 \$174/sq ft
2	 <p>3057 Arlmont Dr Saint Louis, MO 63121 MLS ID: 26020740 ● Active Under Contract / For Sale</p> <p><i>Listing Courtesy of MORE, REALTORS</i></p>	Single Family	4/2	1,663	7,501 sqft	1952	4/11/2026 33 days	\$260,000 \$156/sq ft
3	 <p>1712 Atmore Dr Saint Louis, MO 63136 MLS ID: 26029890 ● Active / For Sale</p> <p><i>Listing Courtesy of Fox & Riley Real Estate</i></p>	Single Family	3/1	900	6,617 sqft	1962	5/13/2026 1 day	\$135,000 \$150/sq ft
4	 <p>31 Bon Hills Dr Saint Louis, MO 63132 MLS ID: 26029827 ● Active / For Sale</p> <p><i>Listing Courtesy of EXP Realty, LLC</i></p>	Single Family	3/3	2,539	0.55 acres	1954	5/13/2026 1 day	\$775,000 \$305/sq ft
5	 <p>2360 Chambers Rd Saint Louis, MO 63136 MLS ID: 26029397 ● Active / For Sale</p> <p><i>Listing Courtesy of STL 2K Properties, LLC</i></p>	Single Family	2/1	1,168	9,239 sqft	1962	5/13/2026 1 day	\$47,900 \$41/sq ft



New: 10 properties		Property Type	Beds / Baths	Living Area (sq ft)	Lot Size	Year Built	List Date / Days in RPR	List Price / \$ Per Sq Ft
6	<p>1215 Drayton Ave Saint Louis, MO 63119 MLS ID: 26029761 ● Active / For Sale</p> <p><i>Listing Courtesy of Garcia Properties</i></p>	Single Family	3/2	2,539	7,497 sqft	1950	5/13/2026 1 day	\$400,000 \$158/sq ft
7	<p>9 S Floridale Dr Saint Louis, MO 63135 MLS ID: 26029830 ● Active / For Sale</p> <p><i>Listing Courtesy of EXP Realty, LLC</i></p>	Single Family	3/1	1,110	0.26 acres	1952	5/13/2026 1 day	\$134,900 \$122/sq ft
8	<p>2507 Gass Ave Saint Louis, MO 63114 MLS ID: 26030018 ● Active / For Sale</p> <p><i>Listing Courtesy of Jenah Realty Group</i></p>	Single Family	3/2	936	7,549 sqft	1964	5/13/2026 1 day	\$85,000 \$91/sq ft
9	<p>2562 Grayland Walk Saint Louis, MO 63129 MLS ID: 26026639 ● Active Under Contract / For Sale</p> <p><i>Listing Courtesy of Susan Brewer Service First RE</i></p>	Condo/Townhouse/Apt.	3/3	1,276	9,888 sqft	1979	4/30/2026 14 days	\$189,900 \$149/sq ft
10	<p>16439 Hampden Pl Florissant, MO 63034 MLS ID: 26029930 ● Active Under Contract / For Sale</p> <p><i>Listing Courtesy of Equity Missouri LLC</i></p>	Single Family	3/3	1,480	9,148 sqft	1996	5/13/2026 1 day	\$115,000 \$78/sq ft

Pending

Source: Listings



Legend

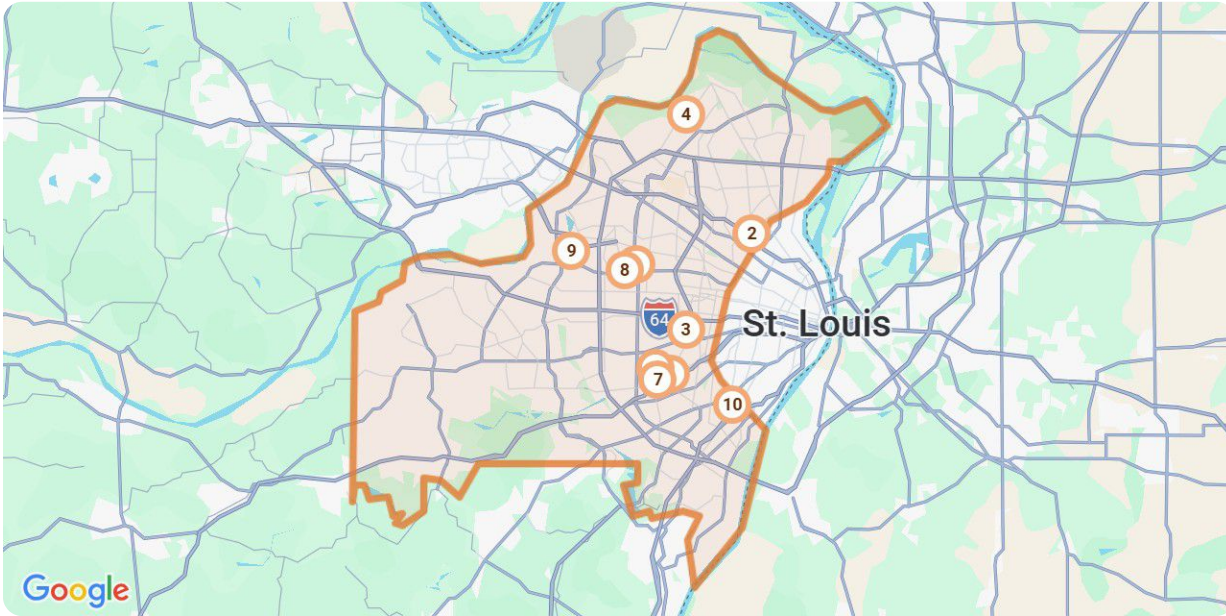
● Pending



Pending: 10 properties		Property Type	Beds / Baths	Living Area (sq ft)	Lot Size / Year Built	List Date	List Price / \$ Per Sq Ft	Pending Date / Days in RPR
1	 <p>2225 Ameling Manor Dr, Maryland Heights, MO 63043 MLS ID: 26012947 Pending / For Sale</p> <p><i>Listing Courtesy of Compass Realty Group</i></p>	Single Family	5/4	2,821	9,583 sqft 2002	3/6/2026	\$489,000 \$173/sq ft	5/13/2026 68 days
2	 <p>5339 Autumnwinds Dr Saint Louis, MO 63129 MLS ID: 26027776 Pending / For Sale</p> <p><i>Listing Courtesy of Gladys Manion, Inc.</i></p>	Single Family	4/4	2,122	0.31 acres 1971	4/28/2026	\$495,000 \$233/sq ft	5/13/2026 15 days
3	 <p>1249 Big Bend Crossing Dr Manchester, MO 63088 MLS ID: 26016164 Pending / For Sale</p> <p><i>Listing Courtesy of Keller Williams Realty St. Louis</i></p>	Condo/Townhouse/Apt.	3/2	1,313	6,534 sqft 1999	3/19/2026	\$267,500 \$204/sq ft	5/13/2026 55 days
4	 <p>34 Burroughs Ln Saint Louis, MO 63124 MLS ID: 26005080 Pending / For Sale</p> <p><i>Listing Courtesy of Coldwell Banker Realty - Gundaker</i></p>	Single Family	4/5	4,400	9,052 sqft 2009	1/26/2026	\$1,425,000 \$324/sq ft	5/13/2026 107 days
5	 <p>6006 Cascade Dr Saint Louis, MO 63134 MLS ID: 26010241 Pending / For Sale</p> <p><i>Listing Courtesy of Worth Clark Realty</i></p>	Single Family	2/1	1,044	6,399 sqft 1950	2/23/2026	\$75,000 \$72/sq ft	5/13/2026 79 days
6	 <p>2505 Cassandra Marie Dr Ballwin, MO 63021 MLS ID: 26027346 Pending / For Sale</p> <p><i>Listing Courtesy of Compass Realty Group</i></p>	Single Family	5/5	3,988	0.26 acres 1998	5/4/2026	\$879,900 \$221/sq ft	5/13/2026 9 days
7	 <p>16011 Clarkson Mill Cir Chesterfield, MO 63005 MLS ID: 26023051 Pending / For Sale</p> <p><i>Listing Courtesy of Compass Realty Group</i></p>	Single Family	4/5	4,267	1.21 acres 1983	4/16/2026	\$1,175,000 \$275/sq ft	5/13/2026 27 days
8	 <p>3255 Classic Dr Florissant, MO 63033 MLS ID: 26022491 Pending / For Sale</p> <p><i>Listing Courtesy of Coldwell Banker Realty - Gundaker</i></p>	Single Family	3/2	1,416	10,006 sqft 1962	4/11/2026	\$250,000 \$177/sq ft	5/13/2026 32 days
9	 <p>7139 Dawson Pl Saint Louis, MO 63136 MLS ID: 26025286 Pending / For Sale</p> <p><i>Listing Courtesy of Keller Williams Realty St. Louis</i></p>	Single Family	2/1	900	6,042 sqft 1942	4/23/2026	\$20,000 \$22/sq ft	5/13/2026 20 days
10	 <p>1783 Deepdale Ct Fenton, MO 63026 MLS ID: 26027594 Pending / For Sale</p> <p><i>Listing Courtesy of Coldwell Banker Realty - Gundaker</i></p>	Single Family	2/2	2,019	4,356 sqft 2007	5/4/2026	\$360,000 \$178/sq ft	5/13/2026 9 days

Closed

Source: Public Records and Listings



Legend

● Closed

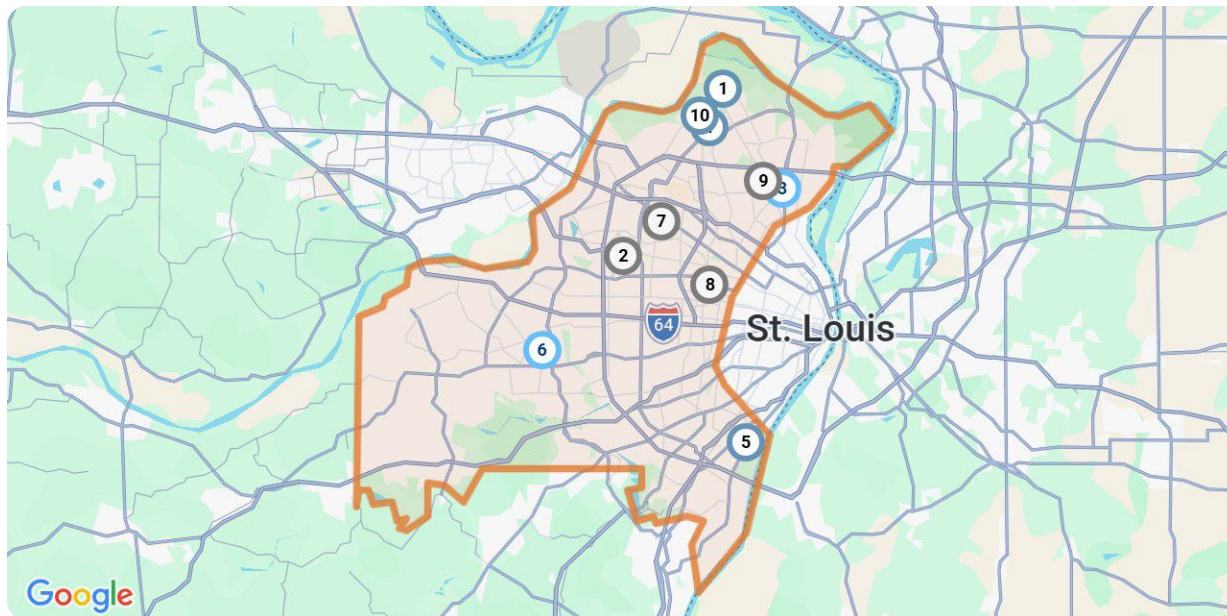
Closed: 10 properties		Property Type	Beds / Baths	Living Area (sq ft)	Lot Size / Year Built	Closed Date / Days in RPR	Closed Price / \$ Per Sq Ft	List to Sold Price %
1	 427 Baker Ave Saint Louis, MO 63119 MLS ID: 26029033 Closed / For Sale <i>Courtesy of Network Global</i>	Single Family	4/4	3,315	0.64 acres 1955	5/13/2026 59 days	\$1,050,000 \$317/sq ft	-
2	 7133 Beulah Ave Saint Louis, MO 63136 MLS ID: 26021240 Closed / For Sale <i>Courtesy of Coldwell Banker Premier Group</i>	Single Family	3/1	1,039	7,950 sqft 1952	5/13/2026 4 days	\$73,000 \$70/sq ft	↑ 4.29%
3	 8829 Bridgeport Ave Saint Louis, MO 63144 MLS ID: 26018158 Closed / For Sale <i>Courtesy of The Hermann London Group LLC</i>	Single Family	5/2	2,493	7,501 sqft 1946	5/13/2026 21 days	\$565,000 \$227/sq ft	↓ 4.07%
4	 1920 David Dr Florissant, MO 63031 MLS ID: 26014186 Closed / For Sale <i>Courtesy of Realty Resource Partners, LLC</i>	Single Family	3/2	1,842	9,492 sqft 1966	5/13/2026 51 days	\$215,000 \$117/sq ft	↑ 4.88%
5	 111 Elm Ave Saint Louis, MO 63122 MLS ID: 26004019 Closed / For Sale <i>Courtesy of Coldwell Banker Realty - Gundaker</i>	Single Family	4/4	4,044	7,501 sqft 1928	5/13/2026 57 days	\$1,255,000 \$310/sq ft	↑ 9.13%



Closed: 10 properties		Property Type	Beds / Baths	Living Area (sq ft)	Lot Size / Year Built	Closed Date / Days in RPR	Closed Price / \$ Per Sq Ft	List to Sold Price %
6	 <p>10387 Forest Brook Ln, Apt F Saint Louis, MO 63146 MLS ID: 26011565 Closed / For Sale</p> <p><i>Courtesy of Realty Executives Premiere</i></p>	Condo/Townhouse/Apt.	2/2	1,232	2,701 sqft / 1967	5/13/2026 / 29 days	\$80,000 / \$65/sq ft	↓ 11.01%
7	 <p>1005 W Frisco Ave Saint Louis, MO 63122 MLS ID: 26018911 Closed / For Sale</p> <p><i>Courtesy of Compass Realty Group</i></p>	Single Family	3/2	1,622	0.34 acres / 1957	5/13/2026 / 8 days	\$400,000 / \$247/sq ft	↑ 5.29%
8	 <p>8 Graeser Acres Saint Louis, MO 63146 MLS ID: 26017433 Closed / For Sale</p> <p><i>Courtesy of Keller Williams Realty West</i></p>	Single Family	4/5	4,322	0.46 acres / 2004	5/13/2026 / 18 days	\$1,007,000 / \$233/sq ft	↑ 3.28%
9	 <p>13081 Greenbough Dr Saint Louis, MO 63146 MLS ID: 26013404 Closed / For Sale</p> <p><i>Courtesy of Janet McAfee Inc.</i></p>	Single Family	4/3	2,463	0.28 acres / 1989	5/13/2026 / 42 days	\$535,000 / \$217/sq ft	↑ 2.9%
10	 <p>4626 Heege Rd Saint Louis, MO 63123 MLS ID: 26023317 Closed / For Sale</p> <p><i>Courtesy of Compass Realty Group</i></p>	Single Family	3/1	1,141	5,994 sqft / 1955	5/13/2026 / 5 days	\$150,000 / \$131/sq ft	↓ 9.09%

Distressed











Source: Public Records and Listings



Legend

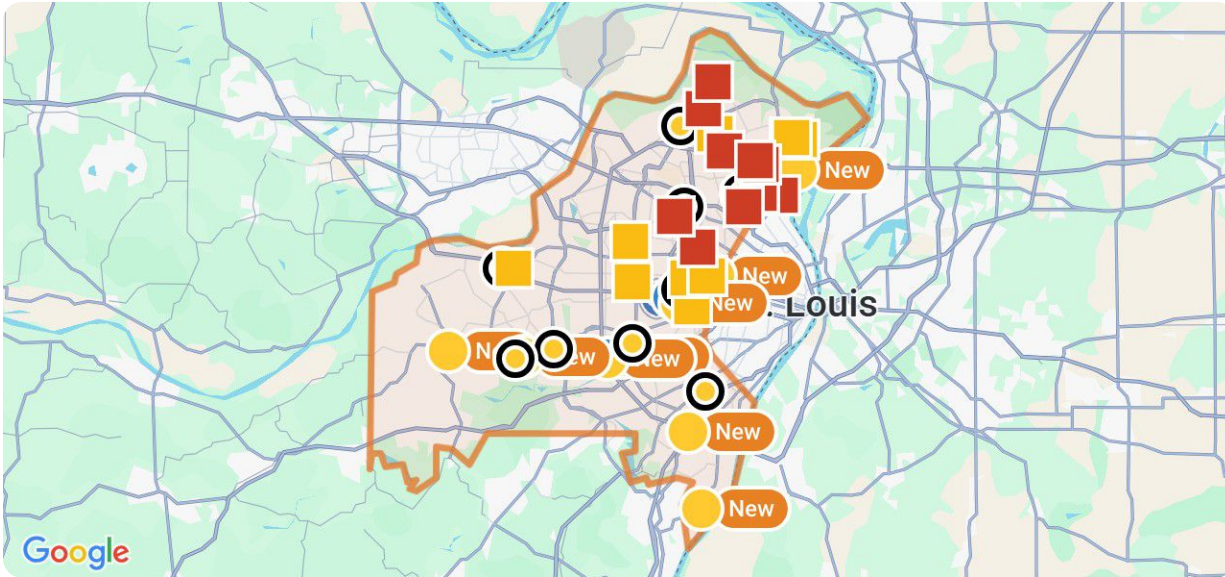
- Active For Sale
- Active Under Contract
- Pending



Distressed: 10 properties		Property Type	Beds / Baths	Living Area (sq ft)	Lot Size / Year Built	List Date / Days in RPR	List Price / \$ Per Sq Ft	Distressed Date / Type
1	 16439 Hampden Pl Florissant, MO 63034 MLS ID: 26029930 ● Active Under Contract / For Sale <i>Listing Courtesy of Equity Missouri LLC</i>	Single Family	3/3	1,480	9,148 sqft / 1996	5/13/2026 / 1 day	\$115,000 / \$78/sq ft	5/7/2026 / Notice of Foreclosure Sale
2	 10 Montauk Dr Saint Louis, MO 63146 MLS ID: 26026565 ● Pending / For Sale <i>Listing Courtesy of Genesis Real Estate Services, LLC</i>	Single Family	5/3	1,978	0.32 acres / 1959	4/29/2026 / 14 days	\$299,900 / \$152/sq ft	4/16/2026 / Notice of Foreclosure Sale
3	 10078 Prince Dr Saint Louis, MO 63136 MLS ID: 26029618 ● Active / For Sale <i>Listing Courtesy of Eagle Realty Group & Associates</i>	Single Family	3/2	1,010	6,499 sqft / 1970	5/12/2026 / 2 days	\$79,900 / \$79/sq ft	3/13/2026 / Notice of Foreclosure Sale
4	 575 Ryan Dr Florissant, MO 63031 MLS ID: 26028785 ● Active Under Contract / For Sale <i>Listing Courtesy of Equity Missouri LLC</i>	Single Family	3/1	962	8,503 sqft / 1960	5/8/2026 / 6 days	\$45,000 / \$47/sq ft	2/25/2026 / Notice of Foreclosure Sale
5	 504 W Ripa Ave Saint Louis, MO 63125 MLS ID: 26010538 ● Active Under Contract / For Sale <i>Listing Courtesy of Coldwell Banker Realty - Gundaker</i>	Single Family	3/3	2,225	10,716 sqft / 1942	2/24/2026 / 79 days	\$235,000 / \$106/sq ft	4/29/2026 / Notice of Foreclosure Sale
6	 495 Graywood Dr Ballwin, MO 63011 MLS ID: 26028749 ● Active / For Sale <i>Listing Courtesy of REO Solutions LLC</i>	Single Family	3/3	2,884	10,228 sqft / 1968	5/8/2026 / 6 days	\$253,000 / \$88/sq ft	3/25/2026 / Notice of Foreclosure Sale
7	 3551 Saint Christopher Ln Saint Ann, MO 63074 MLS ID: 26025505 ● Pending / For Sale <i>Listing Courtesy of TaBre Realty</i>	Single Family	2/1	1,098	6,050 sqft / 1942	4/26/2026 / 12 days	\$94,900 / \$86/sq ft	3/12/2026 / Notice of Foreclosure Sale
8	 7330 Shaftesbury Ave Saint Louis, MO 63130 MLS ID: 26026500 ● Pending / For Sale <i>Listing Courtesy of Homebound Realty LLC</i>	Single Family	2/2	1,345	6,700 sqft / 1932	5/1/2026 / 7 days	\$234,900 / \$175/sq ft	3/3/2026 / Notice of Foreclosure Sale
9	 10269 Dacey Dr Saint Louis, MO 63136 MLS ID: 26024750 ● Pending / For Sale <i>Listing Courtesy of RedKey Realty Leaders</i>	Single Family	4/1	1,014	7,667 sqft / 1959	4/22/2026 / 10 days	\$169,000 / \$167/sq ft	2/26/2026 / Notice of Foreclosure Sale
10	 1395 Redbird Dr Florissant, MO 63031 MLS ID: 26013061 ● Active Under Contract / For Sale <i>Listing Courtesy of Compass Realty Group</i>	Single Family	3/2	1,702	9,374 sqft / 1964	3/6/2026 / 69 days	\$179,000 / \$105/sq ft	4/22/2026 / Notice of Foreclosure Sale

Summary

For Lease Activity in the Last 3 Months



Legend

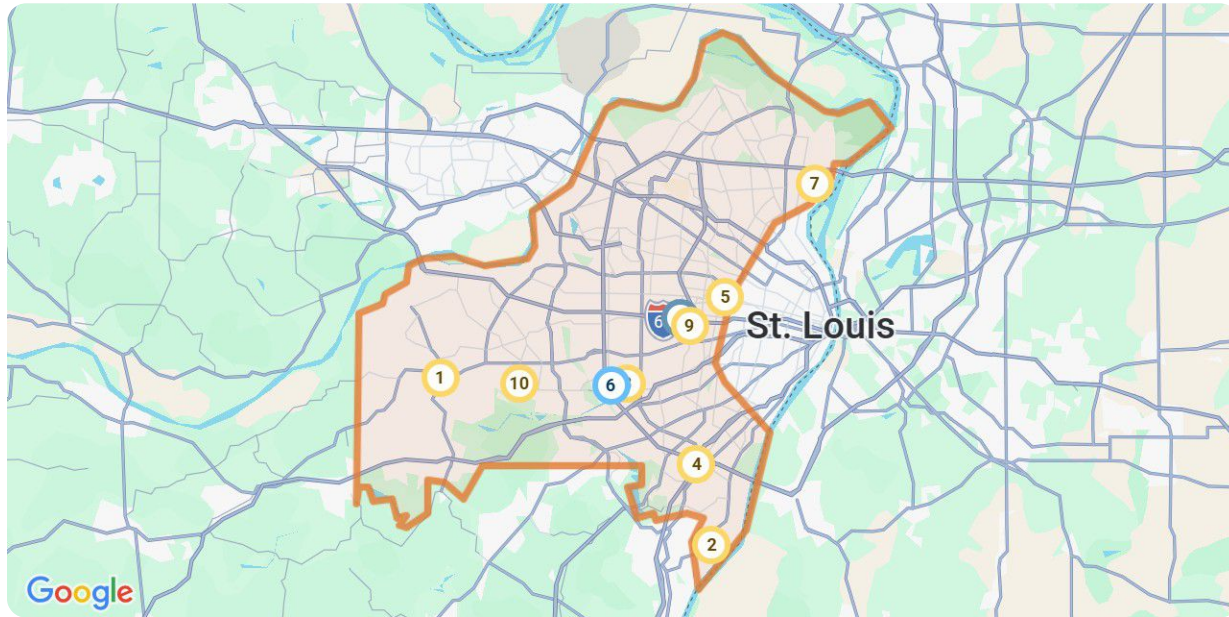
- For Lease
- For Lease Pending
- For Sale / Lease
- Distressed
- Recently Leased

	New	Pending	Closed	Distressed
Number of Properties	10	10	10	10
Lowest Listing Price / Est.Value	\$1,250	\$1,250	\$1,250	\$42,000
Median Listing Price / Est.Value	\$2,975	\$1,925	\$2,100	\$96,525
Highest Listing Price / Est.Value	\$649,900	\$4,900	\$4,795	\$282,690
Average Price / sqft	\$51	\$2	\$2	\$104
Median Price / sqft	\$2	\$2	\$1	\$82
Average Days in RPR	6	54	48	-
Median Days in RPR	4	36	51	-
Total Volume	\$825,120	\$21,910	\$23,700	\$1,251,010
Source	Listings	Listings	Public Records & Listings	Public Records & Listings

Market Activity Breakdown

New

Source: Listings



Legend

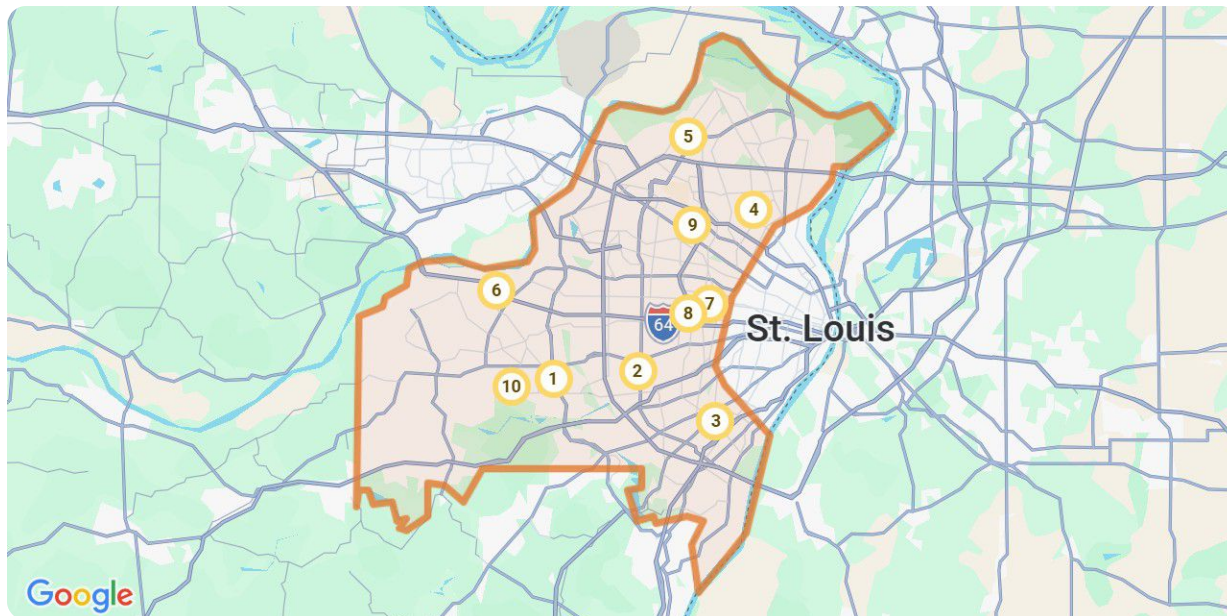
- Active For Sale
- Active For Lease
- Active Under Contract

New: 10 properties		Property Type	Beds / Baths	Living Area (sq ft)	Lot Size	Year Built	List Date / Days in RPR	List Price / \$ Per Sq Ft
1	 <p>17096 Centaur Station Dr Wildwood, MO 63040 MLS ID: 26029452 ● Active / For Lease</p> <p><i>Courtesy of Alexander Realty Inc</i></p>	Single Family	4/3	2,828	6,011 sqft	2017	5/13/2026 1 day	\$4,100 mo. \$1/sq ft
2	 <p>2947 Meramar Dr Saint Louis, MO 63129 MLS ID: 26029741 ● Active / For Lease</p> <p><i>Courtesy of RE/MAX Results</i></p>	Single Family	5/3	3,200	0.45 acres	1977	5/13/2026 1 day	\$3,650 mo. \$1/sq ft
3	 <p>439 Caroline Ave Saint Louis, MO 63122 MLS ID: 26029529 ● Active / For Lease</p> <p><i>Courtesy of Compass Realty Group</i></p>	Single Family	2/3	1,400	8,498 sqft	1954	5/12/2026 2 days	\$2,300 mo. \$2/sq ft
4	 <p>4334 Arrow Tree Dr, Apt H Saint Louis, MO 63128 MLS ID: 26029013 ● Active / For Lease</p> <p><i>Courtesy of Worth Clark Realty</i></p>	Condo/Townhouse/Apt.	2/2	868	867 sqft	1987	5/11/2026 3 days	\$1,450 mo. \$2/sq ft
5	 <p>6637 Waterman Ave Saint Louis, MO 63130 MLS ID: 26029087 ● Active / For Lease</p> <p><i>Courtesy of Berkshire Hathaway HomeServices Select Properties</i></p>	Single Family	4/3	2,859	7,000 sqft	1920	5/11/2026 3 days	\$3,995 mo. \$1/sq ft

New: 10 properties		Property Type	Beds / Baths	Living Area (sq ft)	Lot Size	Year Built	List Date / Days in RPR	List Price / \$ Per Sq Ft
6	 <p>1989 Hunting Lake Ct, Apt 303 Saint Louis, MO 63122 MLS ID: 26026826 Active / For Sale and For Lease</p> <p><i>Listing Courtesy of RE/MAX Platinum</i></p>	Condo/Townhouse/Apt.	2/2	929	3,132 sqft	1967	5/9/2026 5 days	\$155,000 \$167/sq ft
7	 <p>437 Lancashire Rd Saint Louis, MO 63137 MLS ID: 26028842 Active / For Lease</p> <p><i>Courtesy of Golde Real Estate LLC</i></p>	Single Family	3/1	1,082	7,021 sqft	1953	5/9/2026 5 days	\$1,250 mo. \$1/sq ft
8	 <p>9053 Saranac Dr Saint Louis, MO 63117 MLS ID: 26022281 Active Under Contract / For Sale and For Lease</p> <p><i>Listing Courtesy of Dielmann Sotheby's International Realty</i></p>	Single Family	2/2	1,937	0.34 acres	1951	4/13/2026 31 days	\$649,900 \$336/sq ft
9	 <p>8901 Cardinal Ter Saint Louis, MO 63144 MLS ID: 26027852 Active / For Lease</p> <p><i>Courtesy of Janet McAfee Inc.</i></p>	Condo/Townhouse/Apt.	2/1	1,004	1,002 sqft	1985	5/8/2026 6 days	\$1,600 mo. \$2/sq ft
10	 <p>411 Down Hill Dr Ballwin, MO 63021 MLS ID: 26028674 Active / For Lease</p> <p><i>Courtesy of Avenue Real Estate Group</i></p>	Single Family	2/2	1,313	3,999 sqft	1977	5/8/2026 6 days	\$1,875 mo. \$1/sq ft

Pending











Source: Listings



Legend

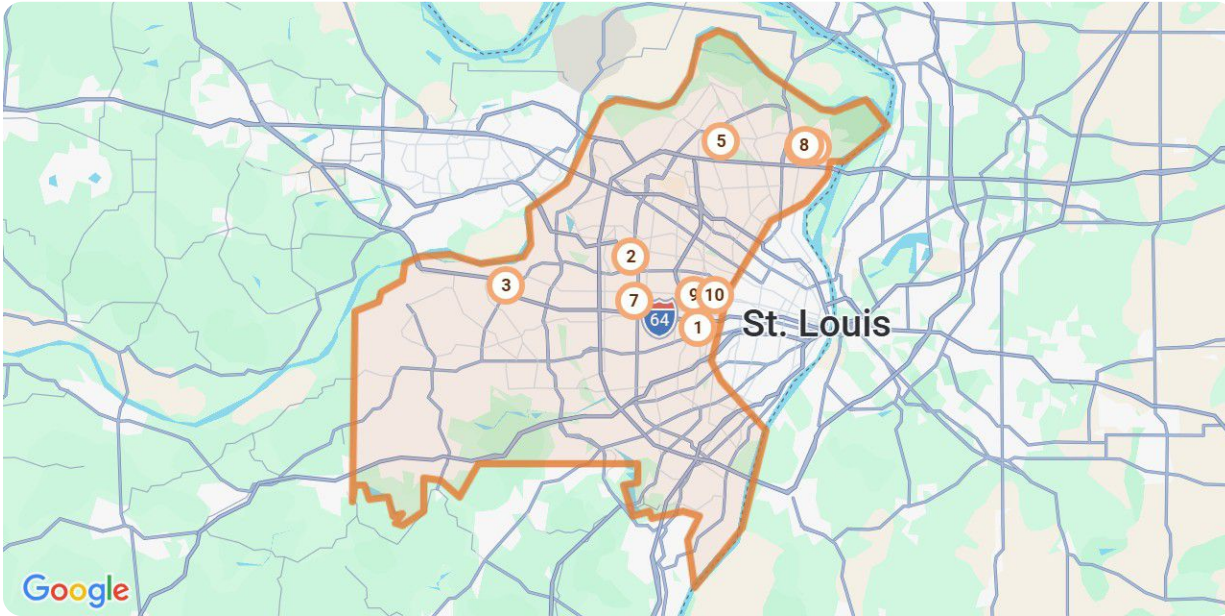
 Active For Lease



Pending: 10 properties		Property Type	Beds / Baths	Living Area (sq ft)	Lot Size / Year Built	List Date	List Price / \$ Per Sq Ft	Pending Date / Days in RPR
1	 <p>538 Braebridge Rd Manchester, MO 63021 MLS ID: 26029307 Pending / For Lease</p> <p><i>Courtesy of JD Hippler Real Estate</i></p>	Single Family	3/2	1,425	9,321 sqft 1972	5/11/2026	\$2,150 mo. \$2/sq ft	5/13/2026 2 days
2	 <p>240 W Essex Ave Saint Louis, MO 63122 MLS ID: 26020835 Pending / For Lease</p> <p><i>Courtesy of Avenue Real Estate Group</i></p>	Condo/Townhouse/Apt.	3/2	-	- 1950	4/8/2026	\$1,650 mo. -/sq ft	5/13/2026 35 days
3	 <p>9720 Shuffle Dr Saint Louis, MO 63123 MLS ID: 26028318 Pending / For Lease</p> <p><i>Courtesy of Avenue Real Estate Group</i></p>	Single Family	2/1	768	7,666 sqft 1953	5/7/2026	\$1,750 mo. \$2/sq ft	5/13/2026 6 days
4	 <p>9014 Ellison Dr Saint Louis, MO 63136 MLS ID: 26016279 Pending / For Lease</p> <p><i>Courtesy of Keller Williams Realty St. Louis</i></p>	Single Family	3/1	912	6,721 sqft 1957	2/26/2026	\$1,420 mo. \$2/sq ft	5/12/2026 75 days
5	 <p>1125 Florland Dr Florissant, MO 63031 MLS ID: 26026002 Pending / For Lease</p> <p><i>Courtesy of Key Cornerstone Realty</i></p>	Single Family	3/3	2,082	7,744 sqft 1959	4/30/2026	\$2,100 mo. \$1/sq ft	5/12/2026 12 days
6	 <p>306 Indigo Ct Chesterfield, MO 63005 MLS ID: 26000581 Pending / For Lease</p> <p><i>Courtesy of ReeceNichols Real Estate</i></p>	Condo/Townhouse/Apt.	-/-	-	1,489 sqft -	12/15/2025	\$4,900 mo. -/sq ft	5/12/2026 148 days
7	 <p>7355 Lindell Blvd, Apt 301 Saint Louis, MO 63130 MLS ID: 26022504 Pending / For Lease</p> <p><i>Courtesy of Hughes Group LLC</i></p>	Condo/Townhouse/Apt.	2/1	-	- 1932	4/14/2026	\$1,595 mo. -/sq ft	5/12/2026 28 days
8	 <p>8408 Louwen Dr Saint Louis, MO 63124 MLS ID: 26017950 Pending / For Lease</p> <p><i>Courtesy of RedKey Realty Leaders</i></p>	Single Family	3/2	1,656	0.4 acres 1955	4/1/2026	\$2,995 mo. \$2/sq ft	5/12/2026 41 days
9	 <p>8819 Mcnulty Dr Saint Louis, MO 63114 MLS ID: 25080796 Pending / For Lease</p> <p><i>Courtesy of Avenue Real Estate Group</i></p>	Condo/Townhouse/Apt.	2/1	752	7,200 sqft 1956	12/11/2025	\$1,250 mo. \$2/sq ft	5/12/2026 152 days
10	 <p>691 Walnut Point Ct Ballwin, MO 63021 MLS ID: 26020697 Pending / For Lease</p> <p><i>Courtesy of West End Management & Leasing Services</i></p>	Single Family	3/2	1,311	8,499 sqft 1975	4/6/2026	\$2,100 mo. \$2/sq ft	5/12/2026 36 days

Closed

Source: Public Records and Listings



Legend

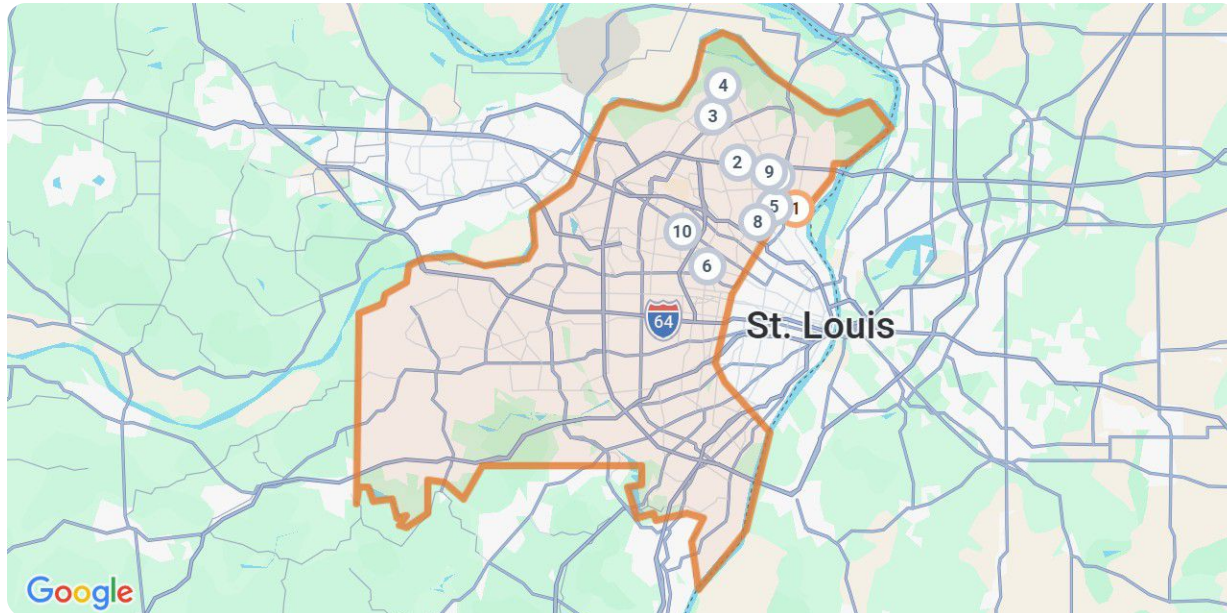
● Closed

Closed: 10 properties		Property Type	Beds / Baths	Living Area (sq ft)	Lot Size / Year Built	Closed Date / Days in RPR	Closed Price / \$ Per Sq Ft	List to Sold Price %
1	 <p>1241 Strassner Dr, Unit 1401 Saint Louis, MO 63144 MLS ID: 26026286</p> <p>■ Closed / For Lease</p> <p><i>Courtesy of Coldwell Banker Realty - Gundaker</i></p>	Condo/Townhouse/Apt.	2/2	1,204	588 sqft / 2009	5/12/2026 / 69 days	- / \$2/sq ft	-
2	 <p>1380 Willow Brook Cove Ct, Apt Saint Louis, MO 63146 MLS ID: 26026419</p> <p>■ Closed / For Lease</p> <p><i>Courtesy of Network Global</i></p>	Condo/Townhouse/Apt.	2/2	910	6,133 sqft / 1967	5/12/2026 / 14 days	- / \$2/sq ft	-
3	 <p>707 Forest Trace Dr, #E Chesterfield, MO 63017 MLS ID: 26013659</p> <p>■ Closed / For Lease</p> <p><i>Courtesy of Compass Realty Group</i></p>	Condo/Townhouse/Apt.	2/3	1,502	7,535 sqft / 1987	5/11/2026 / 58 days	- / \$2/sq ft	-
4	 <p>1209 Redman Blvd Saint Louis, MO 63138 MLS ID: 26014371</p> <p>■ Closed / For Lease</p> <p><i>Courtesy of Full Scope Home Services, Inc.</i></p>	Single Family	4/1	1,535	8,751 sqft / 1953	5/11/2026 / 54 days	- / \$1/sq ft	-
5	 <p>2400 Bluegrass Ln Florissant, MO 63033 MLS ID: 26017595</p> <p>■ Closed / For Lease</p> <p><i>Courtesy of EXP Realty, LLC</i></p>	Single Family	4/2	1,344	7,540 sqft / 1956	5/9/2026 / 25 days	- / \$1/sq ft	-

Closed: 10 properties		Property Type	Beds / Baths	Living Area (sq ft)	Lot Size / Year Built	Closed Date / Days in RPR	Closed Price / \$ Per Sq Ft	List to Sold Price %
	 1516 Farmview Ave Saint Louis, MO 63138 MLS ID: 26011704 Closed / For Lease <i>Courtesy of Golde Real Estate LLC</i>	Single Family	3/2	1,156	7,749 sqft / 1968	5/8/2026 / 68 days	- / \$1/sq ft	-
	 10471 Garibaldi Pl Saint Louis, MO 63131 MLS ID: 26009315 Closed / For Lease <i>Courtesy of RE/MAX Results</i>	Single Family	4/3	2,650	7,492 sqft / 1968	5/8/2026 / 71 days	- / \$1/sq ft	-
	 11909 Homestead Ave Saint Louis, MO 63138 MLS ID: 26010676 Closed / For Lease <i>Courtesy of Top Real Estate Professionals, Inc.</i>	Single Family	3/1	1,512	7,927 sqft / 1961	5/8/2026 / 47 days	- / \$1/sq ft	-
	 8025 Maryland Ave, Unit 3D Saint Louis, MO 63105 MLS ID: 26016368 Closed / For Lease <i>Courtesy of Reid Group</i>	Condo/Townhouse/Apt.	2/2	1,518	1,411 sqft / 2006	5/8/2026 / 47 days	- / \$3/sq ft	-
	 7045 Pershing Ave Saint Louis, MO 63130 MLS ID: 26021494 Closed / For Lease <i>Courtesy of American Realty Group</i>	Single Family	4/2	2,080	5,201 sqft / 1915	5/8/2026 / 28 days	- / \$2/sq ft	-











Distressed

Source: Public Records and Listings



Legend

- Closed
- Off Market, Hold, Withdrawn, Expired, or Canceled

Distressed: 10 properties		Property Type	Beds / Baths	Living Area (sq ft)	Lot Size / Year Built	List Date / Days in RPR	List Price / \$ Per Sq Ft	Distressed Date / Type
1	 <p>9200 Bellefontaine Rd Saint Louis, MO 63137 Closed / Public Record</p>	Single Family	4/2	1,684	0.78 acres 1857	- - days	- \$42/sq ft	3/19/2026 Notice of Foreclosure Sale
2	 <p>1502 Summer Run Dr Florissant, MO 63033 Off Market / Public Record</p>	Condo/Townhouse/Apt.	1/1	738	736 sqft 1985	- - days	- \$82/sq ft	4/30/2026 Notice of Foreclosure Sale
3	 <p>575 Bardot Dr Florissant, MO 63031 Off Market / Public Record</p>	Single Family	3/2	1,014	0.35 acres 1962	- - days	- \$164/sq ft	3/19/2026 Notice of Foreclosure Sale
4	 <p>16439 Hampden Pl Florissant, MO 63034 Off Market / Public Record</p>	Single Family	3/3	1,480	9,148 sqft 1996	- - days	- \$191/sq ft	5/7/2026 Notice of Foreclosure Sale
5	 <p>9112 Leamont Dr Saint Louis, MO 63136 Off Market / Public Record</p>	Single Family	3/2	1,155	8,790 sqft 1954	- - days	- \$82/sq ft	4/30/2026 Notice of Foreclosure Sale
6	 <p>7430 Trenton Ave Saint Louis, MO 63130 Off Market / Public Record</p>	Single Family	2/1	1,648	10,402 sqft 1909	- - days	- \$145/sq ft	3/6/2026 Notice of Foreclosure Sale
7	 <p>10426 Monarch Dr Saint Louis, MO 63136 Off Market / Public Record</p>	Single Family	3/2	1,073	5,998 sqft 1957	- - days	- \$144/sq ft	3/27/2026 Notice of Foreclosure Sale
8	 <p>7351 Jenwood Ave Saint Louis, MO 63136 Off Market / Public Record</p>	Single Family	2/1	672	6,534 sqft 1942	- - days	- \$63/sq ft	3/28/2026 Notice of Foreclosure Sale
9	 <p>10551 Murat Dr Saint Louis, MO 63136 Off Market / Public Record</p>	Single Family	3/2	1,189	7,802 sqft 1956	- - days	- \$82/sq ft	4/21/2026 Notice of Foreclosure Sale
10	 <p>9217 Bristol Ave Saint Louis, MO 63114 Off Market / Public Record</p>	Single Family	3/2	1,050	6,839 sqft 1920	- - days	- \$40/sq ft	4/21/2026 Notice of Foreclosure Sale

About RPR

- RPR® is the nation's largest property database, exclusively for REALTORS®. It empowers REALTORS® to help buyers and sellers make informed decisions, backed by a real estate database covering more than 160 million residential and commercial properties in the United States.
- RPR is a wholly owned subsidiary of the National Association of REALTORS® and a member benefit to REALTORS®.
- RPR's data sources range from MLSs and county-level tax and assessment offices, to the U.S. Census and FEMA, to specialty data set providers such as Esri (consumer data), Niche (school information) and Precisely (geographic boundaries).

Learn More

For more information about RPR, please visit RPR's public website: <https://blog.narrpr.com>



RPR®

