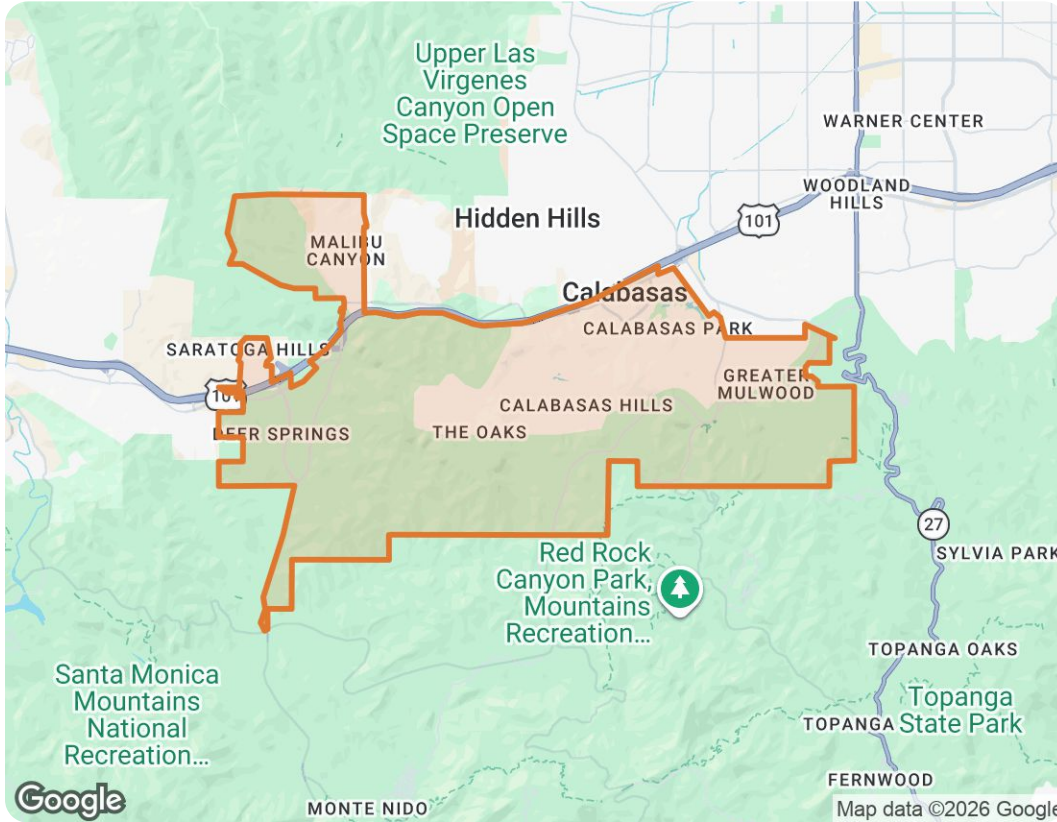


Calabasas, California



The biggest buyer rebates and lowest selling fees in real estate – without sacrificing full-service support, 7 days a week.

ShopProp Licensed CA, WA, HI, AZ, MI, TX, VA, CO

📞 Office (888) 821-0556

✉️ team@shopprop.com

🌐 www.shopprop.com

Shop|Prop

ShopProp Inc.

Calabasas, California

Market Trends

Market Trends for Calabasas, California

Single Family + Condo/Townhouse/Apt.

May 2026

Market Type

**Seller's
Market**

Balanced
Market

Buyer's
Market

Key Details

Months of Inventory 5.04 <small>↑ 16.4% MoM</small>	Sold to List Price % 99% <small>↑ 3.08% MoM</small>	Median Days in RPR 12 <small>↓ 55.56% MoM</small>	Median Sold Price \$1,961,000 <small>↓ 2.07% MoM</small>
--	--	--	---

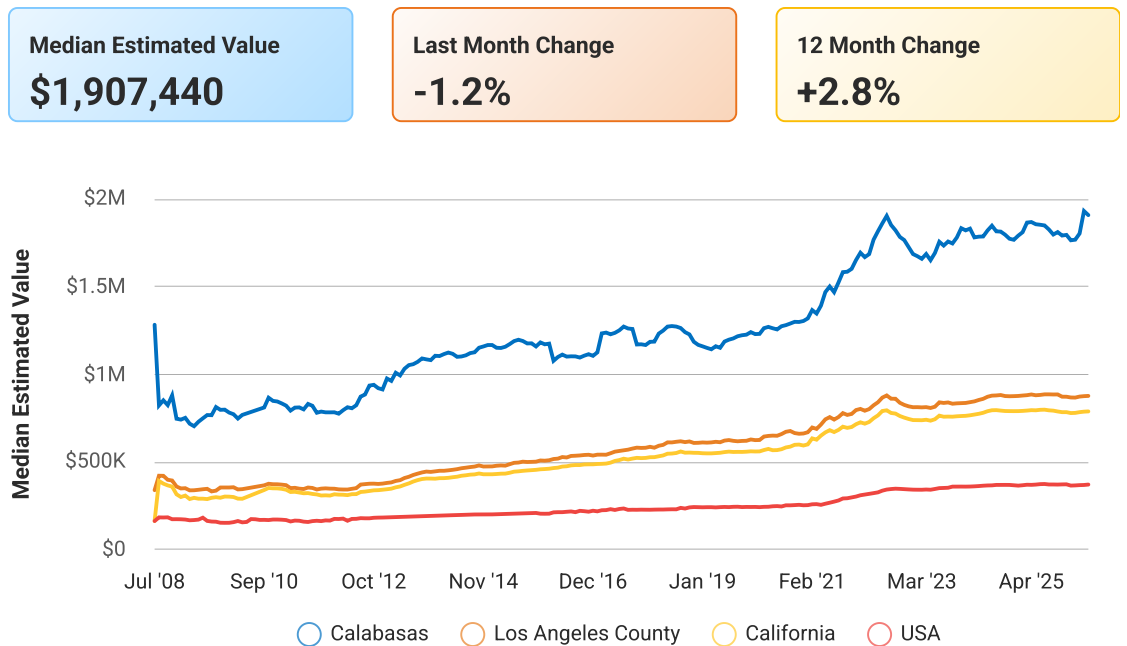
May 2026 Median Estimated Property Value

Single Family + Condo/Townhouse/Apt.

This graphic displays property estimates for a market area and a subject property, where one has been selected. Estimated property values are generated by a valuation model and are not formal appraisals.

Source: Public records, and MLS sources where licensed

Update Frequency: Monthly



Calabasas, California

May 2026 Active Listings

Calabasas, California

Single Family + Condo/Townhouse/Apt.

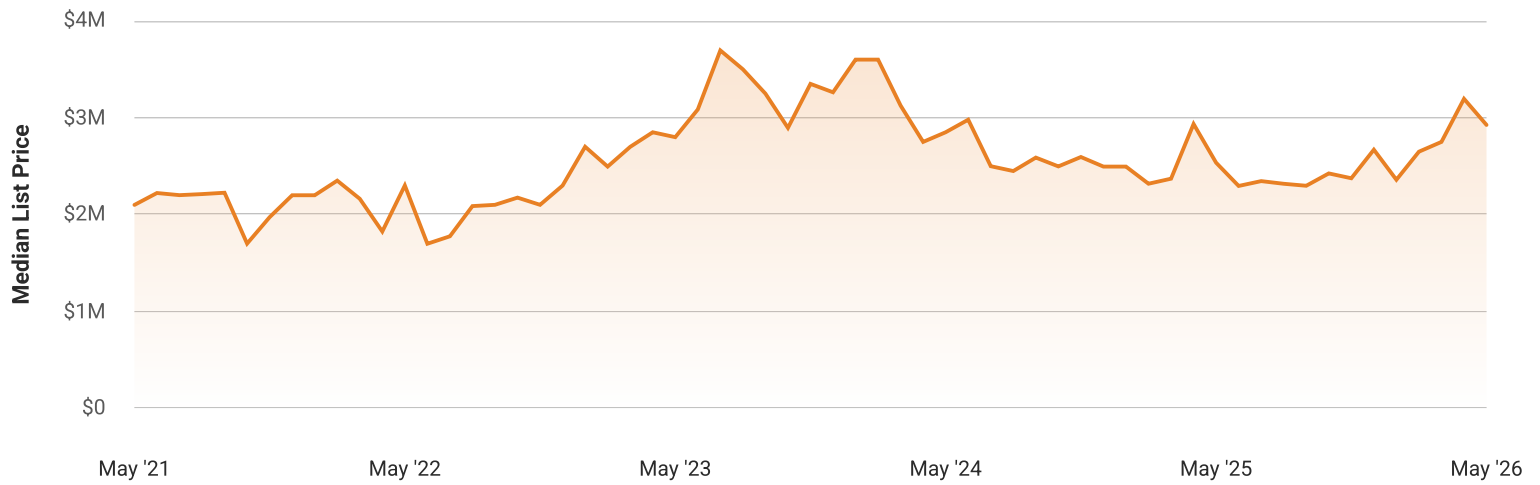
This graphic summarizes key statistics for properties that were in an active status on the last day of each month. RPR uses list date and a derived pending date to determine if the listing was active on the last day of the month. An end-of-month snapshot of active listings helps to understand inventory levels, price points and duration on the market.

Source: Listing sources

Update Frequency: Monthly

Median List Price - \$2,925,000

↓ 8.5% Month over Month



Calabasas, California

May 2026 Sold Listings

Calabasas, California

Single Family + Condo/Townhouse/Apt.

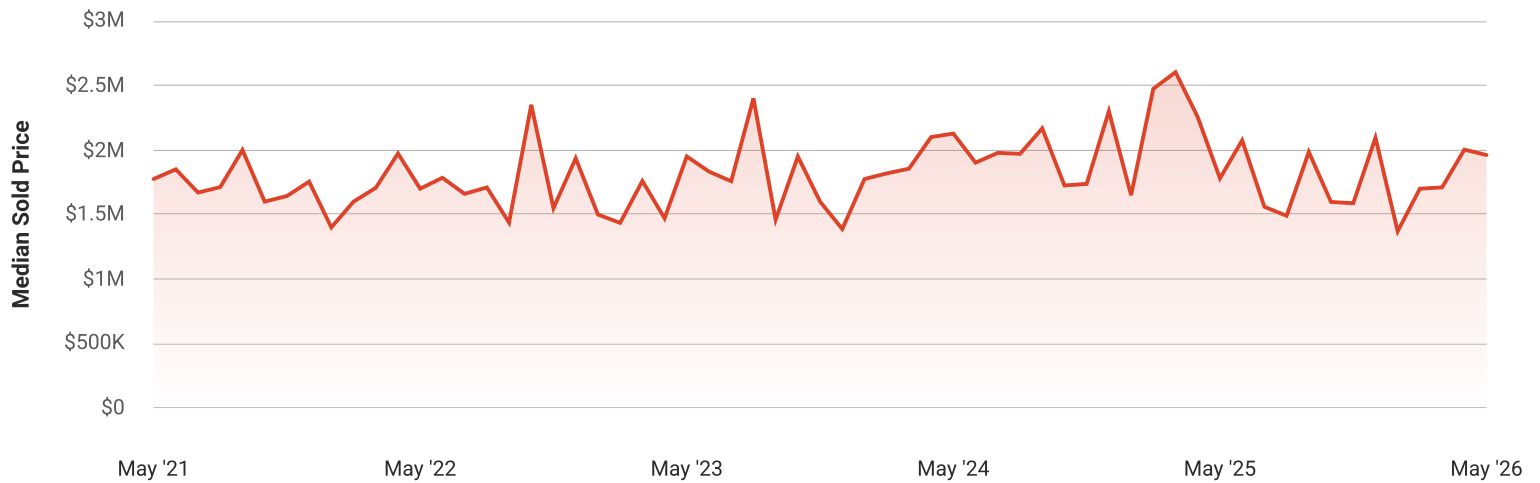
This graphic summarizes key statistics for properties that sold each month. RPR uses a derived sold date to determine when a property moved into a sold status within the given month. These statistics are important for understanding the price points on sold properties as well as the difference between the list price and sold price, which reveals whether buyers are paying over or under the asking price.

Source: Listing sources

Update Frequency: Monthly

Median Sold Price - \$1,961,000

↓ 2.1% Month over Month



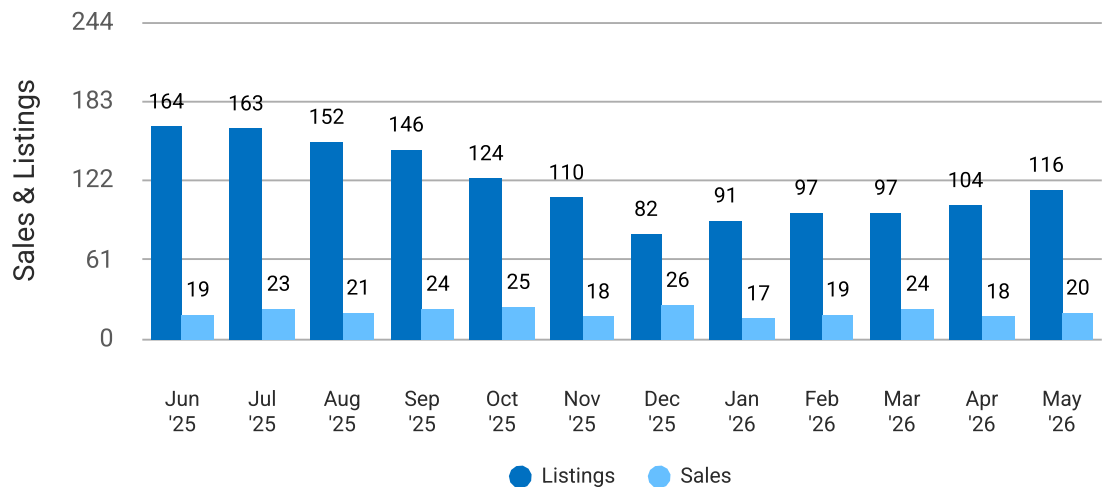
Total Sales and Active Listings in Calabasas, California

Single Family + Condo/Townhouse/Apt.

This graph compares the number of sales with the number of active listings in the local market.

Source: MLS data where licensed

Update Frequency: Monthly



Calabasas, California

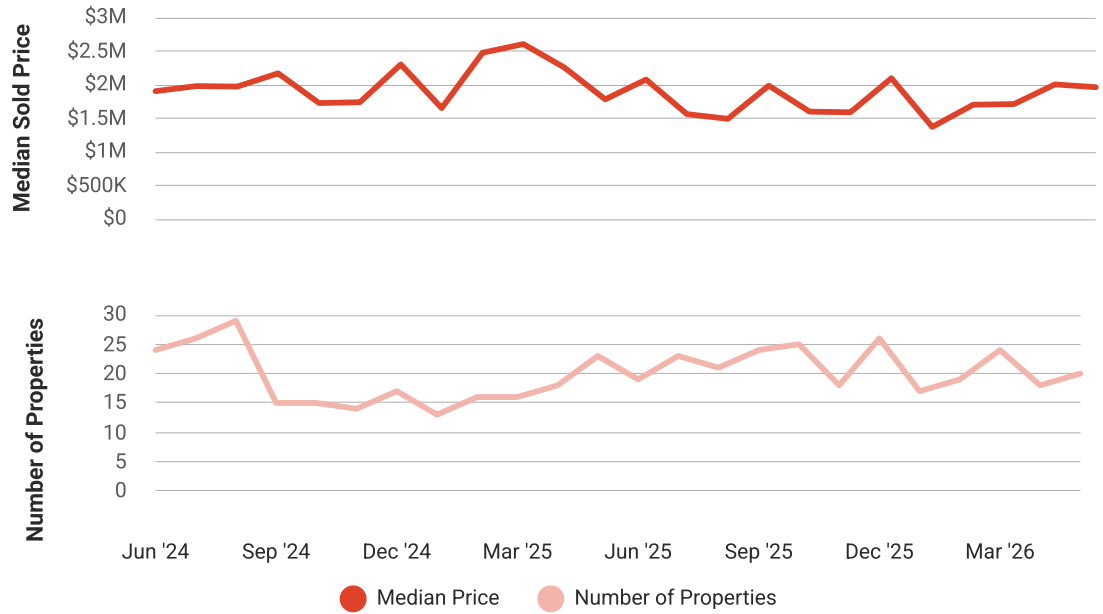
Median Sold Price vs Sold Listings in Calabasas, California

Single Family + Condo/Townhouse/Apt.

This chart compares the trend of median sold price and number of sold listings for the given location.

Source: Listing Data

Update Frequency: Monthly



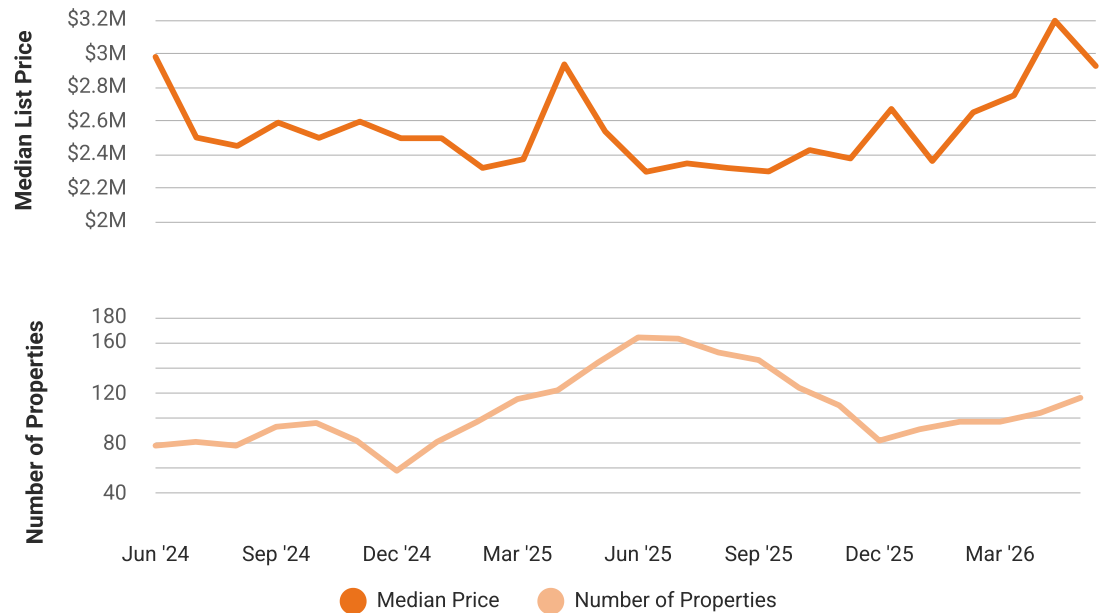
Median List Price vs Active Listings in Calabasas, California

Single Family + Condo/Townhouse/Apt.

This chart compares the trend of median list price and number of active properties for the given location.

Source: Listing Data

Update Frequency: Monthly



Market Snapshot

Value and Price Changes

	Current	Last Month	Last 3 Months	Last 12 Months	Last 24 Months	Last 36 Months
Median Est. Property Value Last Updated: 5/31/2026	\$1,907,440	\$1,930,900 -1.21%	\$1,767,470 +7.92%	\$1,855,630 +2.79%	\$1,785,830 +6.81%	\$1,650,660 +15.56%
Median Sold Price Last Updated: 5/31/2026	\$1,961,000	\$2,002,500 -2.07%	\$1,700,000 +15.35%	\$1,780,000 +10.17%	\$2,127,087 -7.81%	\$1,950,000 +0.56%
Median List Price Last Updated: 5/31/2026	\$2,925,000	\$3,194,999 -8.45%	\$2,649,000 +10.42%	\$2,535,000 +15.38%	\$2,850,000 +2.63%	\$2,799,000 +4.5%

About this Data: Because some brokerages may choose not to include their MLS listing content within the RPR platform, the analysis contained in this report may not have been created using all the available listing data within this geographical market. Median estimated property values are generated by a valuation model and are not formal appraisals. Valuations are based on public records and MLS data where licensed. The Metrics displayed here reflect **All Residential Single Family, Condo, Townhouse and Apartment properties** data.

Market Activity

Market Activity Filters

Sort Order: Date

Maximum Properties Per Change Type: 10

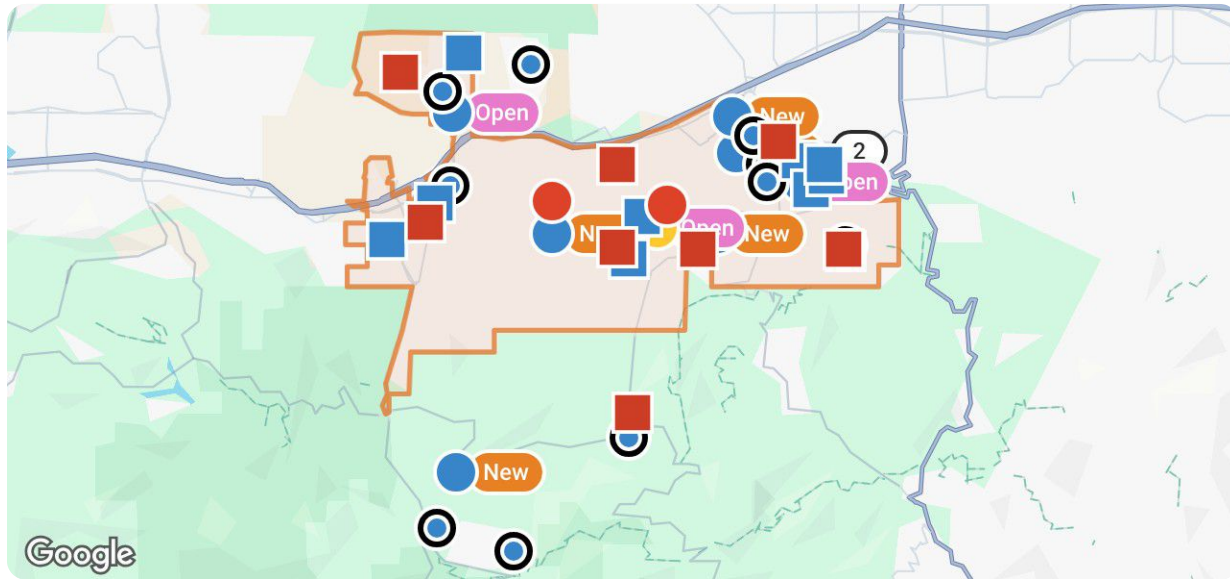
Change Types: New Listings, Pending, Closed, Distressed

Property Types: Single Family, Condo/Townhouse/Apt

Property Features: Sale Price: Any, Lease Price: Any, Beds: Any, Baths: Any, Living Area: Any, Lot Size (acre): Any, Year Built: Any

Summary

For Sale Activity in the Last 3 Months



Legend

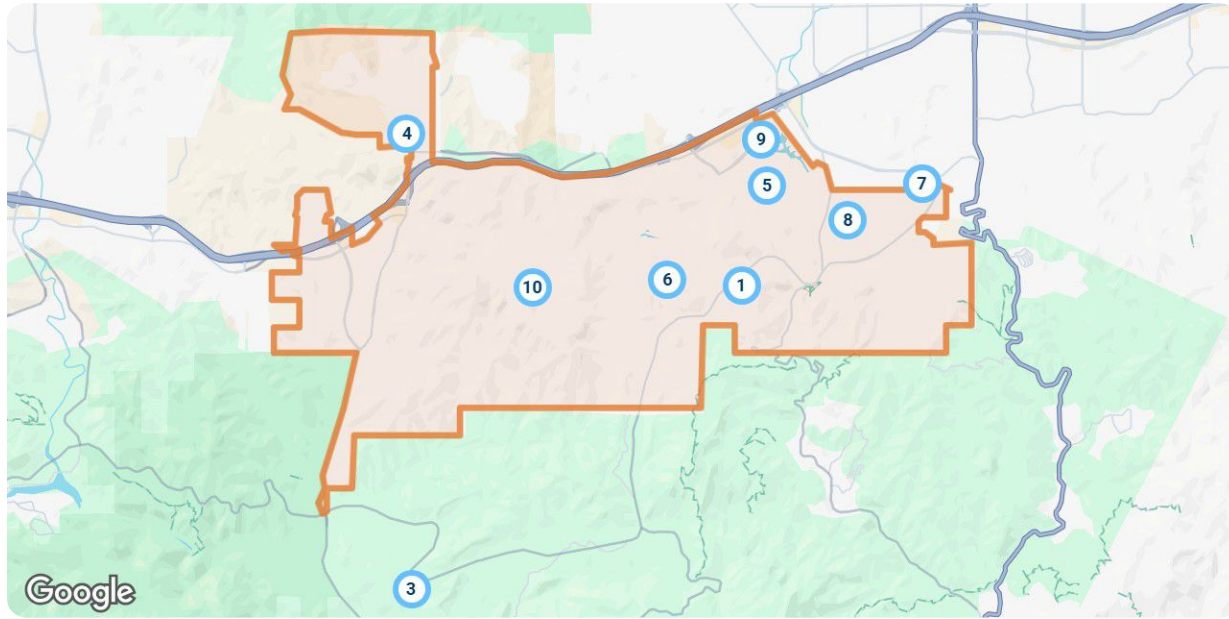
- For Sale
- For Sale Pending
- Distressed For Sale or Lease
- For Sale / Lease
- Recently Closed
- Distressed

	New	Pending	Closed	Distressed
Number of Properties	10	10	10	10
Lowest Listing Price / Est.Value	\$599,000	\$625,000	\$11,412	\$558,630
Median Listing Price / Est.Value	\$2,347,500	\$2,012,475	\$2,427,500	\$1,814,315
Highest Listing Price / Est.Value	\$5,300,000	\$14,995,000	\$3,585,000	\$4,795,000
Average Price / sqft	\$724	\$812	\$599	\$781
Median Price / sqft	\$715	\$643	\$705	\$767
Average Days in RPR	5	89	44	67
Median Days in RPR	5	22	23	67
Total Volume	\$24,837,900	\$38,203,849	\$21,685,412	\$22,057,390
Source	Listings	Listings	Public Records & Listings	Public Records & Listings

Market Activity Breakdown




New

Source: Listings



Legend

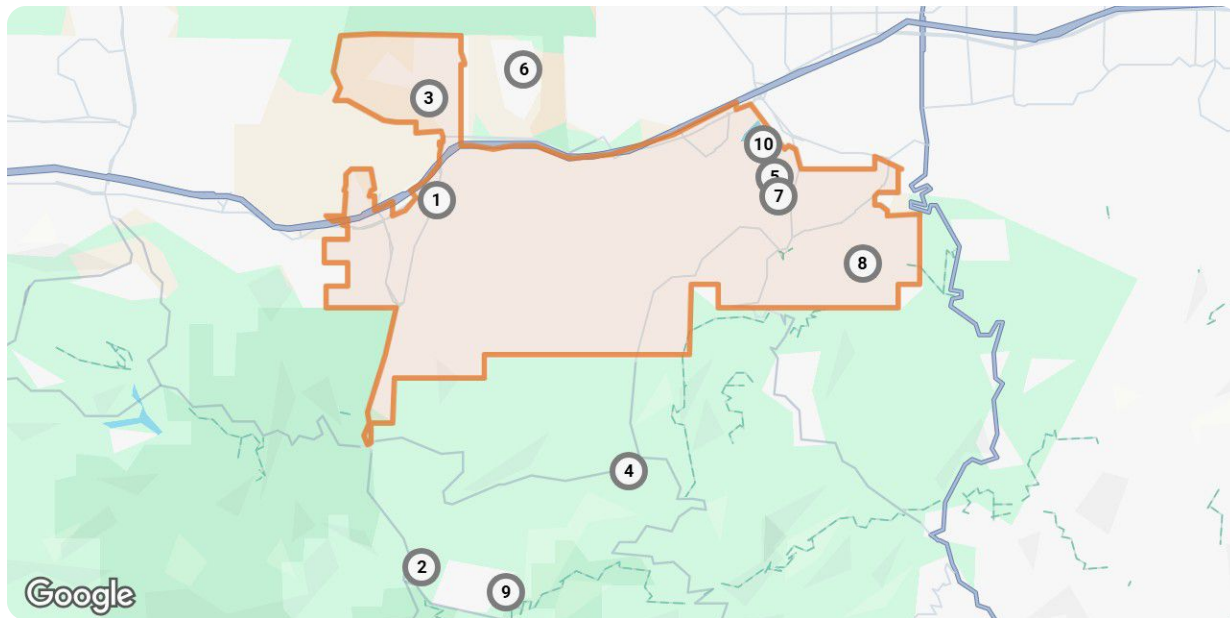
- Active For Sale
- Active Under Contract

New: 10 properties		Property Type	Beds / Baths	Living Area (sq ft)	Lot Size	Year Built	List Date / Days in RPR	List Price / \$ Per Sq Ft
1	 <p>5512 Villawood Cir Calabasas, CA 91302 MLS ID: SR26123343 ● Active / For Sale</p> <p><i>Listing Courtesy of RE/MAX ONE</i></p>	Single Family	6/7	6,252	0.37 acres	1990	6/8/2026 1 day	\$3,999,950 \$640/sq ft
2	 <p>4327 Freedom Dr, Unit 5 Calabasas, CA 91302 MLS ID: SR26122017 ● Active / For Sale</p> <p><i>Listing Courtesy of THE AGENCY</i></p>	Condo/Townhouse/Apt.	2/2	1,374	1.71 acres	1979	6/6/2026 3 days	\$749,000 \$545/sq ft
3	 <p>23921 Park Granada Calabasas, CA 91302 MLS ID: SR26116988 ● Active Under Contract / For Sale</p> <p><i>Listing Courtesy of PINNACLE ESTATE PROPERTIES, INC.</i></p>	Single Family	4/4	4,470	0.46 acres	1987	6/1/2026 8 days	\$3,200,000 \$716/sq ft
4	 <p>965 Stunt Rd Calabasas, CA 91302 MLS ID: 26833765 ● Active / For Sale</p> <p><i>Listing Courtesy of Topanga Properties</i></p>	Single Family	3/2	2,500	4.7 acres	1959	6/5/2026 4 days	\$3,000,000 \$1,200/sq ft
5	 <p>5856 Greenview Rd Calabasas, CA 91302 MLS ID: SR26121399 ● Active / For Sale</p> <p><i>Listing Courtesy of ALLOT REALTY</i></p>	Single Family	4/3	1,879	9,718 sqft	1965	6/4/2026 5 days	\$1,595,000 \$849/sq ft

New: 10 properties		Property Type	Beds / Baths	Living Area (sq ft)	Lot Size	Year Built	List Date / Days in RPR	List Price / \$ Per Sq Ft
	 22509 Jameson Dr Calabasas, CA 91302 MLS ID: WS26119349 🟡 Active / For Sale and For Lease <i>Listing Courtesy of COLDWELL BANKER DYNASTY/TC</i>	Single Family	4/3	2,384	7,540 sqft	1978	6/4/2026 5 days	\$1,800,000 \$755/sq ft
	 24410 Mulholland Hwy Calabasas, CA 91302 MLS ID: 26836751 ● Active / For Sale <i>Listing Courtesy of The Agency</i>	Single Family	4/3	4,579	0.97 acres	2008	6/4/2026 5 days	\$2,895,000 \$632/sq ft
	 5474 Amber Cir Calabasas, CA 91302 MLS ID: 26842111 ● Active / For Sale <i>Listing Courtesy of Beverly & Company Luxury Properties</i>	Single Family	6/7	6,610	0.35 acres	1994	6/3/2026 6 days	\$5,300,000 \$802/sq ft
	 22525 Dardenne St Calabasas, CA 91302 MLS ID: 26840661 ● Active / For Sale <i>Listing Courtesy of Core Real Estate Group</i>	Single Family	4/3	2,382	0.27 acres	1965	6/3/2026 6 days	\$1,699,950 \$714/sq ft
	 5460 Las Virgenes Rd Calabasas, CA 91302 MLS ID: V1-36734 ● Active / For Sale <i>Listing Courtesy of PINNACLE ESTATE PROPERTIES, IN</i>	Condo/Townhouse/Apt.	3/3	1,565	836 sqft	1982	6/3/2026 6 days	\$599,000 \$383/sq ft







Pending

Source: Listings



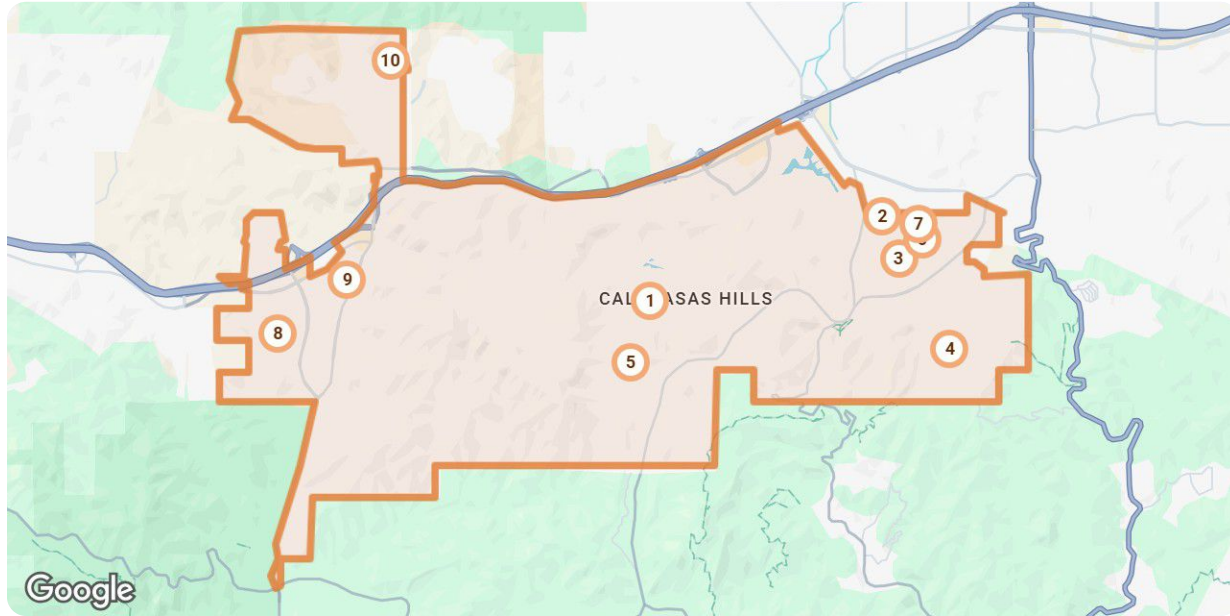
Legend

● Pending

Pending: 10 properties		Property Type	Beds / Baths	Living Area (sq ft)	Lot Size / Year Built	List Date	List Price / \$ Per Sq Ft	Pending Date / Days in RPR
1	 <p>25420 Prado De Azul Calabasas, CA 91302 MLS ID: 26843781 Pending / For Sale</p> <p><i>Listing Courtesy of The Agency</i></p>	Single Family	5/6	5,605	0.53 acres 2006	6/5/2026	\$5,995,000 \$1,070/sq ft	6/8/2026 3 days
2	 <p>4346 Park Paloma Calabasas, CA 91302 MLS ID: SR26094352 Pending / For Sale</p> <p><i>Listing Courtesy of EXP REALTY OF GREATER LOS ANGELES, INC.</i></p>	Single Family	3/3	2,425	3.34 acres 1987	5/1/2026	\$1,519,000 \$626/sq ft	6/5/2026 35 days
3	 <p>5542 Las Virgenes Rd, Unit 97 Calabasas, CA 91302 MLS ID: SR26029518 Pending / For Sale</p> <p><i>Listing Courtesy of PINNACLE ESTATE PROPERTIES</i></p>	Condo/Townhouse/Apt.	3/3	1,726	1,075 sqft 1987	2/19/2026	\$625,000 \$362/sq ft	6/4/2026 105 days
4	 <p>3649 El Encanto Dr Calabasas, CA 91302 MLS ID: 226002054 Pending / For Sale</p> <p><i>Listing Courtesy of Keller Williams Luxury</i></p>	Single Family	3/3	1,817	8.25 acres 1999	5/4/2026	\$1,199,900 \$660/sq ft	6/2/2026 29 days
5	 <p>3850 Prado De Las Uvas Calabasas, CA 91302 MLS ID: SR26035471 Pending / For Sale</p> <p><i>Listing Courtesy of KELLER WILLIAMS REALTY CALABASAS</i></p>	Single Family	5/6	6,480	0.52 acres 2005	2/17/2026	\$5,799,999 \$895/sq ft	6/1/2026 104 days
6	 <p>4701 Luna Ct Calabasas, CA 91302 MLS ID: 26834223 Pending / For Sale</p> <p><i>Listing Courtesy of Berkshire Hathaway HomeServices California Properties</i></p>	Single Family	4/4	3,078	0.99 acres 2006	5/14/2026	\$1,550,000 \$504/sq ft	5/29/2026 15 days
7	 <p>715 Crater Camp Dr Calabasas, CA 91302 MLS ID: 24-457143 Pending / For Sale</p> <p><i>Listing Courtesy of Westside Estate Agency Inc.</i></p>	Single Family	5/8	7,500	18.87 acres 2003	11/7/2024	\$14,995,000 \$1,999/sq ft	5/28/2026 567 days
8	 <p>22418 Founders Dr Calabasas, CA 91302 MLS ID: SR26094769 Pending / For Sale</p> <p><i>Listing Courtesy of KELLER WILLIAMS REALTY CALABASAS</i></p>	Single Family	4/5	2,599	0.27 acres 1964	5/5/2026	\$1,999,950 \$770/sq ft	5/12/2026 7 days
9	 <p>23194 Park Blanco Calabasas, CA 91302 MLS ID: SR26087324 Pending / For Sale</p> <p><i>Listing Courtesy of EQUITY UNION</i></p>	Single Family	4/5	3,258	9,866 sqft 1989	4/23/2026	\$2,025,000 \$622/sq ft	5/7/2026 14 days
10	 <p>24876 Paseo Primario Calabasas, CA 91302 MLS ID: SR26085667 Pending / For Sale</p> <p><i>Listing Courtesy of INNOVATE REALTY INC.</i></p>	Single Family	4/5	4,099	8,759 sqft 1989	5/1/2026	\$2,495,000 \$609/sq ft	5/7/2026 6 days






Closed

Source: Public Records and Listings



Legend

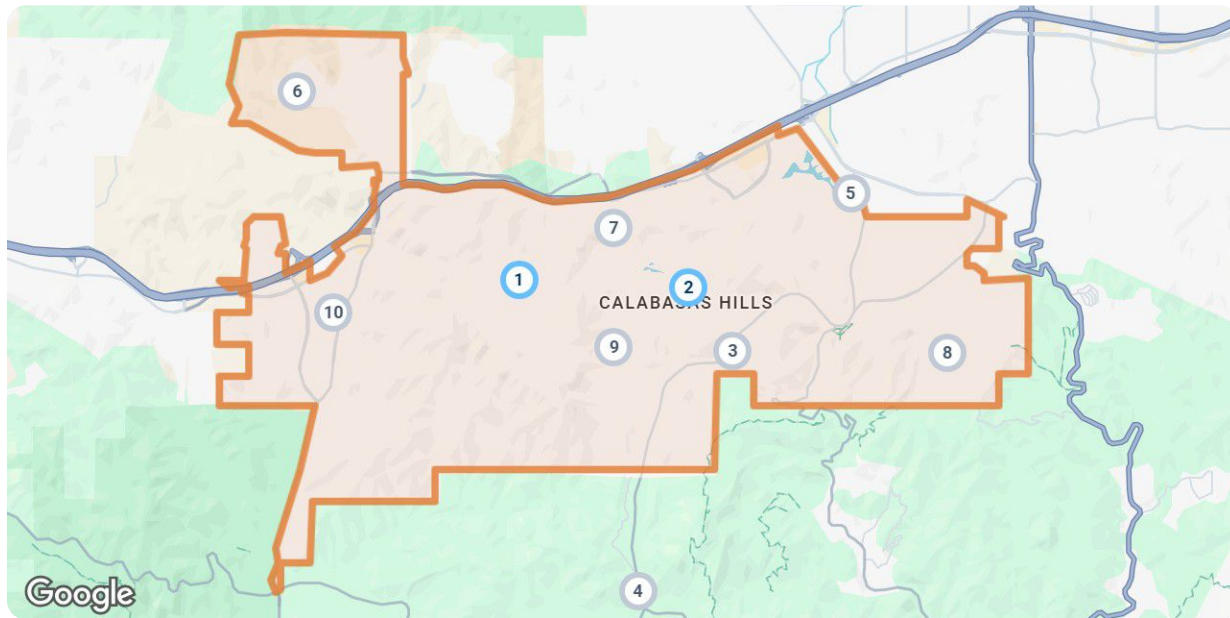
● Closed

Closed: 10 properties		Property Type	Beds / Baths	Living Area (sq ft)	Lot Size / Year Built	Closed Date / Days in RPR	Closed Price / \$ Per Sq Ft	List to Sold Price %
1	 <p>25704 Simpson Pl Calabasas, CA 91302 MLS ID: SR26037525 Closed / For Sale <i>Courtesy of COLDWELL BANKER REALTY</i></p>	Single Family	6/7	6,610	0.4 acres 1993	6/8/2026 32 days	\$2,900,000 \$439/sq ft	↓ 3.33%
2	 <p>4591 Camino Del Sol Calabasas, CA 91302 MLS ID: SR25243474 Closed / For Sale <i>Courtesy of CENTURY 21 MASTERS</i></p>	Single Family	4/4	3,078	38.27 acres 2006	6/5/2026 156 days	\$1,375,000 \$447/sq ft	↓ 1.72%
3	 <p>25527 Hamilton Ct Calabasas, CA 91302 MLS ID: 26781019 Closed / For Sale <i>Courtesy of Berkshire Hathaway HomeServices California Properties</i></p>	Single Family	5/5	4,511	0.38 acres 1992	6/4/2026 12 days	\$3,585,000 \$795/sq ft	↓ 2.45%
4	 <p>2266 Cold Canyon Rd Calabasas, CA 91302 MLS ID: 26673537 Closed / For Sale <i>Courtesy of Westside Estate Agency-Malibu</i></p>	Single Family	4/3	3,604	1.89 acres 1988	6/2/2026 28 days	\$2,530,000 \$702/sq ft	↓ 2.5%
5	 <p>24823 Alexandra Ct Calabasas, CA 91302 MLS ID: SR26075593 Closed / For Sale <i>Courtesy of COLDWELL BANKER REALTY</i></p>	Single Family	5/4	3,582	8,311 sqft 1989	5/29/2026 20 days	\$2,600,000 \$726/sq ft	↓ 5.42%

Closed: 10 properties		Property Type	Beds / Baths	Living Area (sq ft)	Lot Size / Year Built	Closed Date / Days in RPR	Closed Price / \$ Per Sq Ft	List to Sold Price %
6	 <p>22957 De Kalb Dr Calabasas, CA 91302 MLS ID: BB26092253 Closed / For Sale</p> <p><i>Courtesy of MYUNITS.COM INC.</i></p>	Single Family	5/3	3,162	0.37 acres / 1969	5/29/2026 / 5 days	\$2,325,000 / \$735/sq ft	↓ 1.06%
7	 <p>4032 Towhee Dr Calabasas, CA 91302 MLS ID: SR26007901 Closed / For Sale</p> <p><i>Courtesy of COLDWELL BANKER REALTY</i></p>	Single Family	4/3	2,730	0.56 acres / 1972	5/28/2026 / 103 days	\$1,934,000 / \$708/sq ft	↓ 3.25%
8	 <p>22535 Blueridge Ct Calabasas, CA 91302 MLS ID: SR26067303 Closed / For Sale</p> <p><i>Courtesy of BERKSHIRE HATHAWAY HOMESERVICES CALIFORNIA PROPERTIES</i></p>	Single Family	4/4	2,729	6.4 acres / 1990	5/27/2026 / 23 days	\$1,825,000 / \$669/sq ft	↓ 6.17%
9	 <p>3452 Daniella Ct Calabasas, CA 91302 MLS ID: SR26063781 Closed / For Sale</p> <p><i>Courtesy of EQUITY UNION</i></p>	Single Family	5/4	3,425	0.31 acres / 1995	5/21/2026 / 14 days	\$2,600,000 / \$759/sq ft	↓ 2.8%
10	 <p>24609 Senda Salvia Calabasas, CA 91302 Closed / Public Record</p>	Single Family	3/3	1,834	4,801 sqft / 1989	5/21/2026 / - days	\$11,412 / \$922/sq ft	-

Distressed











Source: Public Records and Listings



Legend

- Active For Sale
- Off Market, Hold, Withdrawn, Expired, or Canceled

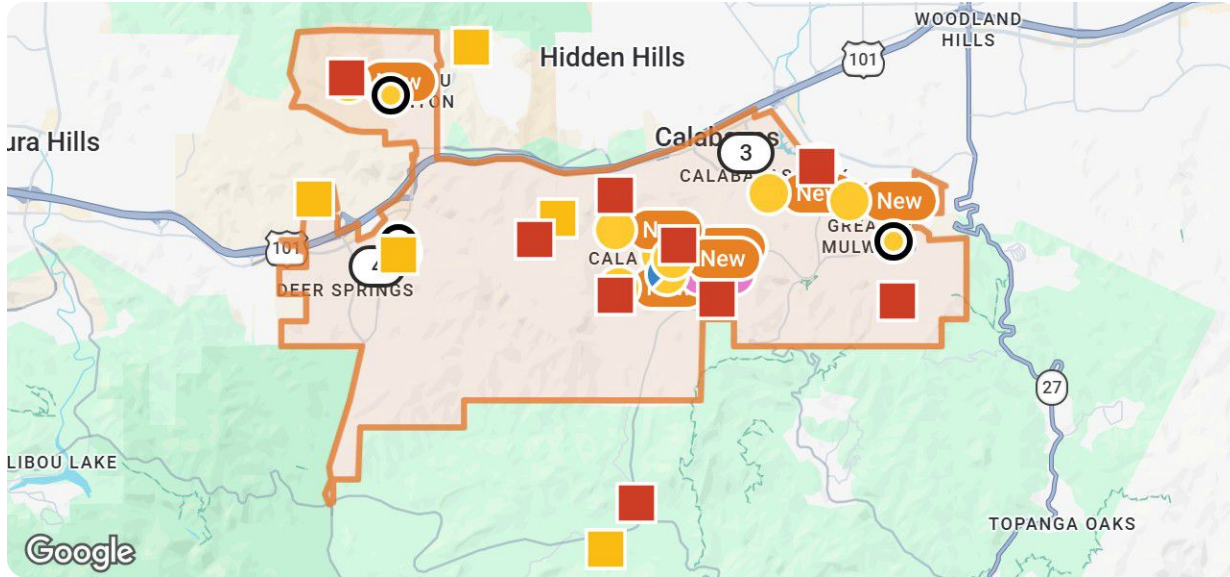


Distressed: 10 properties		Property Type	Beds / Baths	Living Area (sq ft)	Lot Size / Year Built	List Date / Days in RPR	List Price / \$ Per Sq Ft	Distressed Date / Type
1	 <p>25400 Prado De Las Peras Calabasas, CA 91302 MLS ID: 26725709 ● Active / For Sale</p> <p><i>Listing Courtesy of The Agency</i></p>	Single Family	4/6	4,618	0.7 acres 2006	4/14/2026 56 days	\$4,795,000 \$1,038/sq ft	4/9/2026 Standard Sale
2	 <p>24609 Senda Salvia Calabasas, CA 91302 MLS ID: 26668849 ● Active / For Sale</p> <p><i>Listing Courtesy of Hoffman Theus</i></p>	Single Family	3/3	1,834	4,800 sqft 1989	3/24/2026 77 days	\$1,688,000 \$920/sq ft	4/14/2026 Standard Sale
3	 <p>3539 Pansy Dr Calabasas, CA 91302 ● Off Market / Public Record</p>	Single Family	3/3	1,476	5,596 sqft 1980	- - days	- \$774/sq ft	5/15/2026 Notice of Default
4	 <p>24745 Mulholland Hwy Calabasas, CA 91302 ● Off Market / Public Record</p>	Single Family	3/2	2,270	1.05 acres 1963	- - days	- \$810/sq ft	3/16/2026 Notice of Default
5	 <p>5716 Lyon Ct Calabasas, CA 91302 ● Off Market / Public Record</p>	Single Family	5/6	4,994	10,132 sqft 2002	- - days	- \$717/sq ft	4/3/2026 Notice of Default
6	 <p>24654 Cordillera Dr Calabasas, CA 91302 ● Off Market / Public Record</p>	Single Family	3/3	3,054	6,704 sqft 1988	- - days	- \$810/sq ft	4/22/2026 Notice of Lis Pendens
7	 <p>22527 Blueridge Ct Calabasas, CA 91302 ● Off Market / Public Record</p>	Condo/Townhouse/Apt.	2/3	2,499	6.4 acres 1990	- - days	- \$599/sq ft	4/9/2026 Notice of Default
8	 <p>24941 Lorenzo Ct Calabasas, CA 91302 ● Off Market / Public Record</p>	Single Family	5/5	3,551	0.37 acres 1997	- - days	- \$759/sq ft	4/30/2026 Notice of Rescission
9	 <p>4201 Las Virgenes Rd, Unit 121 Calabasas, CA 91302 ● Off Market / Public Record</p>	Condo/Townhouse/Apt.	2/2	862	2.69 acres 1992	- - days	- \$648/sq ft	3/18/2026 Notice of Default
10	 <p>22426 Paul Revere Dr Calabasas, CA 91302 ● Off Market / Public Record</p>	Single Family	4/3	2,428	8,131 sqft 1964	- - days	- \$737/sq ft	4/28/2026 Notice of Default

Calabasas, California

Summary

For Lease Activity in the Last 3 Months

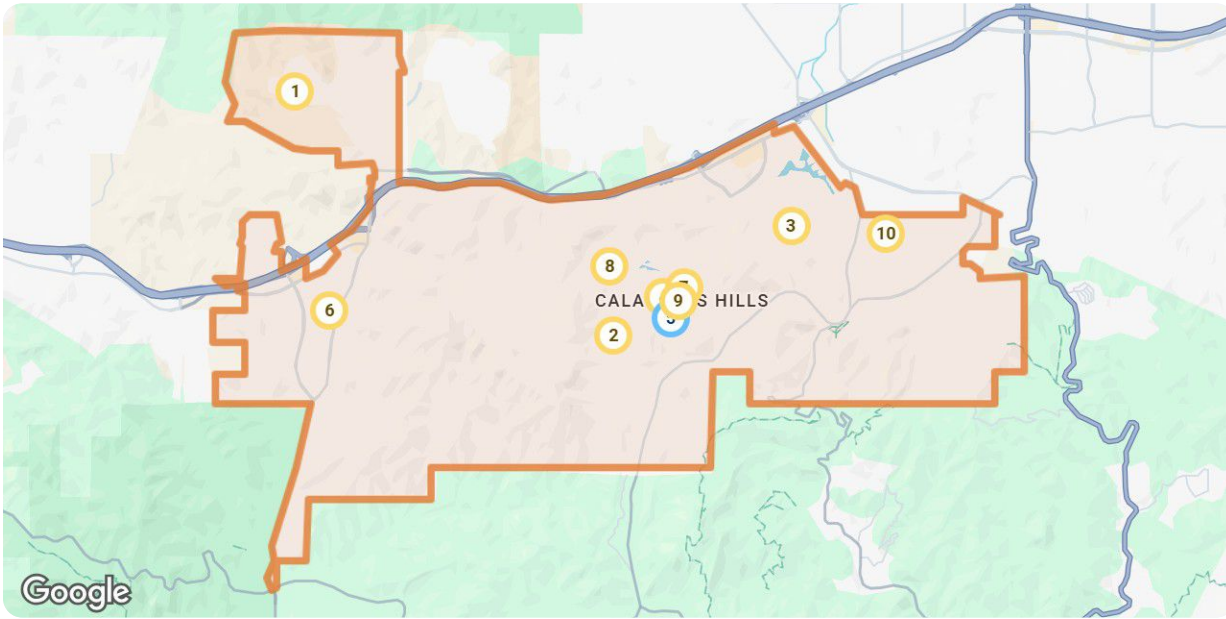


	New	Pending	Closed	Distressed
Number of Properties	10	4	10	9
Lowest Listing Price / Est.Value	\$4,600	\$5,870	\$2,600	\$558,630
Median Listing Price / Est.Value	\$13,850	\$6,550	\$4,000	\$1,838,610
Highest Listing Price / Est.Value	\$1,800,000	\$6,695	\$11,000	\$5,044,000
Average Price / sqft	\$79	\$3	\$3	\$772
Median Price / sqft	\$3	\$3	\$3	\$759
Average Days in RPR	6	155	46	-
Median Days in RPR	6	164	47	-
Total Volume	\$1,927,599	\$25,665	\$54,495	\$20,618,390
Source	Listings	Listings	Public Records & Listings	Public Records & Listings

Market Activity Breakdown

New

Source: Listings



Legend

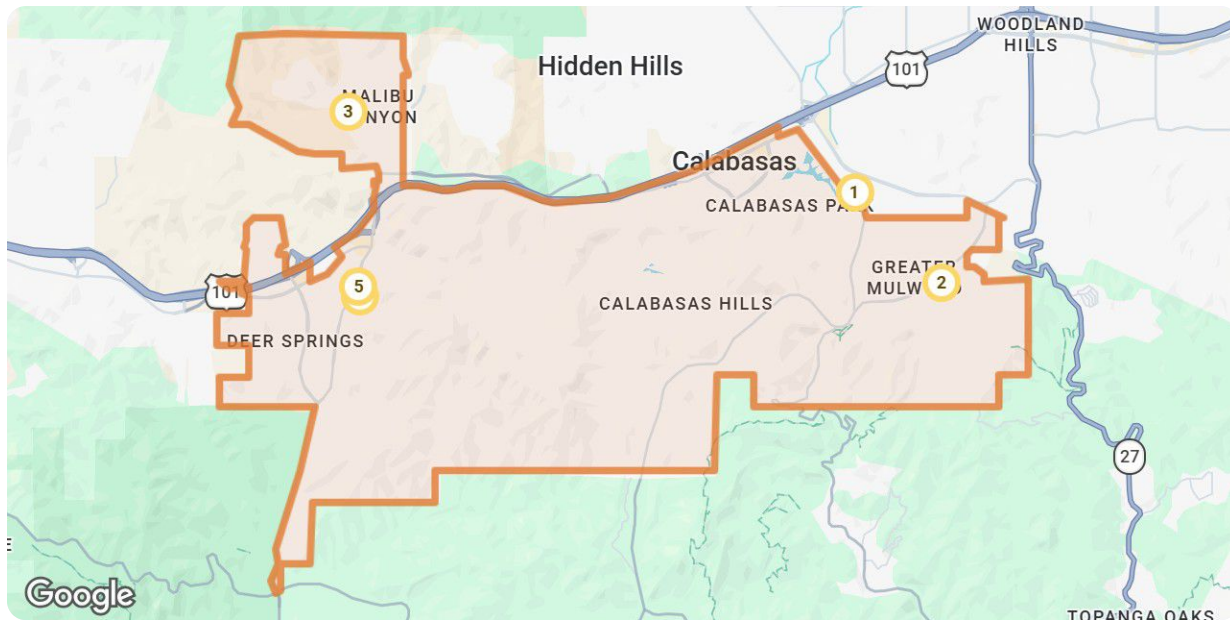
- Active For Sale
- Active For Lease

New: 10 properties		Property Type	Beds / Baths	Living Area (sq ft)	Lot Size	Year Built	List Date / Days in RPR	List Price / \$ Per Sq Ft
1	 <p>3657 Calle Jazmin Calabasas, CA 91302 MLS ID: SR26123408 ● Active / For Lease</p> <p><i>Courtesy of THE AGENCY</i></p>	Single Family	4/3	2,438	3,506 sqft	1998	6/8/2026 1 day	\$7,500 mo. \$3/sq ft
2	 <p>26303 W Plata Ln Calabasas, CA 91302 MLS ID: SR26125105 ● Active / For Lease</p> <p><i>Courtesy of BIG BEN REALTY</i></p>	Condo/Townhouse/Apt.	3/3	1,565	840 sqft	1981	6/8/2026 1 day	\$4,600 mo. \$3/sq ft
3	 <p>24929 Alicante Dr Calabasas, CA 91302 MLS ID: SR26121565 ● Active / For Lease</p> <p><i>Courtesy of SATORI ESTATES</i></p>	Single Family	4/4	3,537	10,737 sqft	1988	6/4/2026 5 days	\$8,999 mo. \$3/sq ft
4	 <p>25879 Chalmers Pl Calabasas, CA 91302 MLS ID: 26843479 ● Active / For Lease</p> <p><i>Courtesy of Compass</i></p>	Single Family	5/5	4,597	0.46 acres	1995	6/4/2026 5 days	\$25,500 mo. \$6/sq ft
5	 <p>22509 Jameson Dr Calabasas, CA 91302 MLS ID: WS26119349 ● Active / For Sale and For Lease</p> <p><i>Listing Courtesy of COLDWELL BANKER DYNASTY/TC</i></p>	Single Family	4/3	2,384	7,540 sqft	1978	6/4/2026 5 days	\$1,800,000 \$755/sq ft

New: 10 properties		Property Type	Beds / Baths	Living Area (sq ft)	Lot Size	Year Built	List Date / Days in RPR	List Price / \$ Per Sq Ft
6	 <p>3677 Eddingham Ave Calabasas, CA 91302 MLS ID: SR26119473 ● Active / For Lease</p> <p><i>Courtesy of COMPASS</i></p>	Single Family	6/7	4,420	0.25 acres	1970	6/2/2026 7 days	\$13,950 mo. \$3/sq ft
7	 <p>4414 Park Mallorca Calabasas, CA 91302 MLS ID: SR26119574 ● Active / For Lease</p> <p><i>Courtesy of PINNACLE ESTATE PROPERTIES, INC.</i></p>	Single Family	5/5	4,107	0.48 acres	1969	6/2/2026 7 days	\$13,750 mo. \$3/sq ft
8	 <p>25522 Colette Way Calabasas, CA 91302 MLS ID: 26840891 ● Active / For Lease</p> <p><i>Courtesy of Keller Williams Beverly Hills</i></p>	Single Family	6/7	6,782	0.4 acres	1994	6/1/2026 8 days	\$25,000 mo. \$4/sq ft
9	 <p>5704 Lyon Ct Calabasas, CA 91302 MLS ID: SR26117710 ● Active / For Lease</p> <p><i>Courtesy of COLDWELL BANKER REALTY</i></p>	Single Family	5/6	5,147	1.2 acres	2002	5/30/2026 10 days	\$20,000 mo. \$4/sq ft
10	 <p>3450 Malaga Ct Calabasas, CA 91302 MLS ID: CV26116846 ● Active / For Lease</p> <p><i>Courtesy of THE GREAT REAL ESTATE COMPANY</i></p>	Single Family	5/4	2,798	8,402 sqft	1992	5/29/2026 11 days	\$8,300 mo. \$3/sq ft

Pending

Source: Listings



Legend

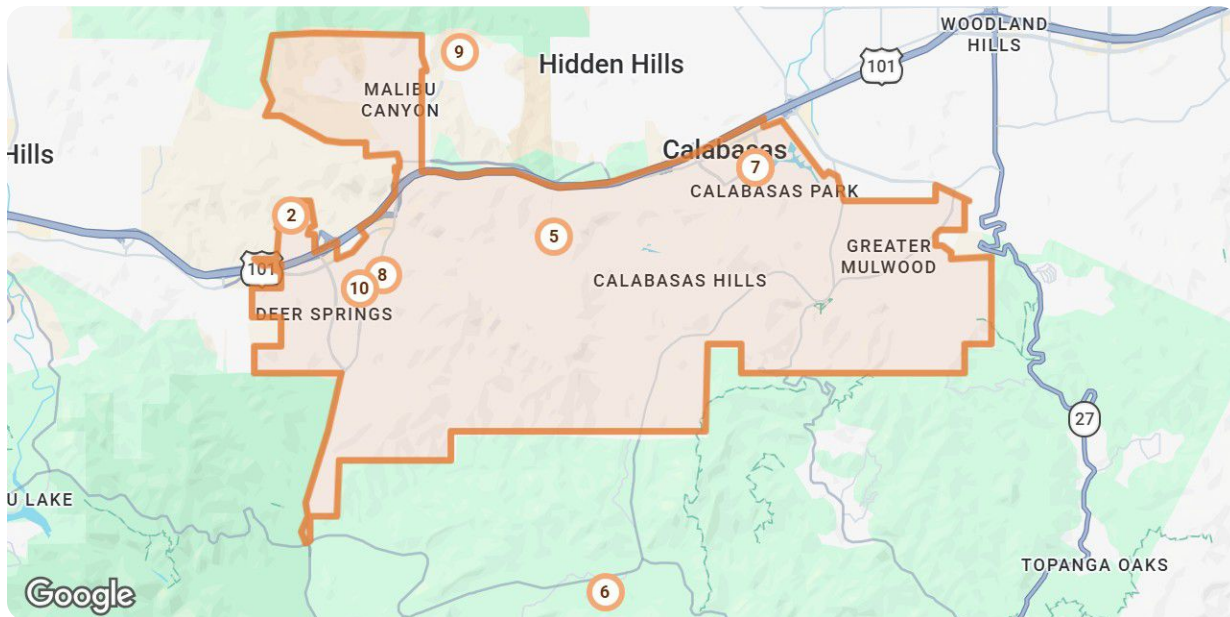
● Active For Lease




Pending: 4 properties		Property Type	Beds / Baths	Living Area (sq ft)	Lot Size / Year Built	List Date	List Price / \$ Per Sq Ft	Pending Date / Days in RPR
1	 <p>23039 Park Privado Calabasas, CA 91302 MLS ID: SR26072541 ● Pending / For Lease</p> <p><i>Courtesy of CHRISTIE'S INT. R.E SOCAL</i></p>	Condo/Townhouse/Apt.	3/3	2,416	8.22 acres / 1987	4/6/2026	\$6,650 mo. / \$3/sq ft	5/31/2026 / 55 days
2	 <p>3914 Jameson Pl Calabasas, CA 91302 MLS ID: SR26082274 ● Pending / For Lease</p> <p><i>Courtesy of BEVERLY AND COMPANY</i></p>	Single Family	4/3	2,771	0.25 acres / 1970	4/30/2026	\$5,870 mo. / \$2/sq ft	5/11/2026 / 11 days
3	 <p>4454 Paxton Pl Calabasas, CA 91302 MLS ID: 25574977 ● Pending / For Lease</p> <p><i>Courtesy of Sotheby's International Realty</i></p>	Single Family	3/3	1,768	1,768 sqft / -	8/6/2025	\$6,695 mo. / \$4/sq ft	5/6/2026 / 273 days
4	 <p>4416 Paxton Pl Calabasas, CA 91302 MLS ID: 25557427 ● Pending / For Lease</p> <p><i>Courtesy of Sotheby's International Realty</i></p>	Single Family	2/3	1,636	1,636 sqft / -	6/24/2025	\$6,450 mo. / \$4/sq ft	4/2/2026 / 282 days

Closed

Source: Public Records and Listings



Legend
● Closed

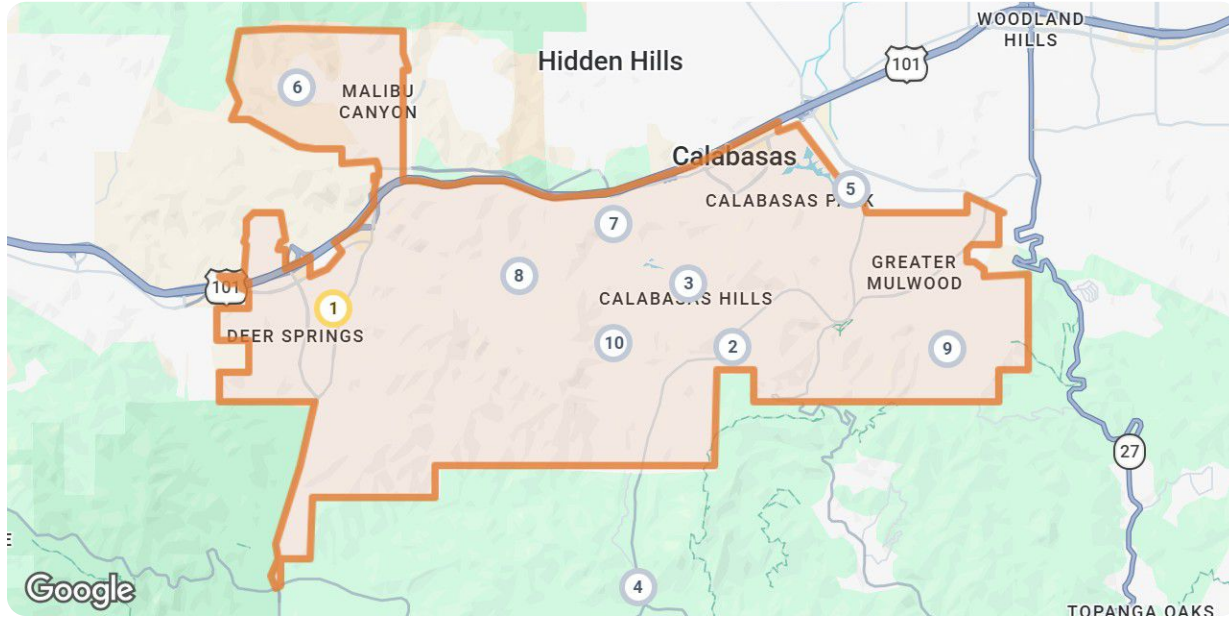
Closed: 10 properties		Property Type	Beds / Baths	Living Area (sq ft)	Lot Size / Year Built	Closed Date / Days in RPR	Closed Price / \$ Per Sq Ft	List to Sold Price %
1	 <p>23172 Park Pinta Calabasas, CA 91302 MLS ID: 226000824 ■ Closed / For Lease</p> <p><i>Courtesy of Time Realty Property Management</i></p>	Single Family	5/4	3,256	6,671 sqft / 1989	6/8/2026 / 102 days	- / \$3/sq ft	-



Closed: 10 properties		Property Type	Beds / Baths	Living Area (sq ft)	Lot Size / Year Built	Closed Date / Days in RPR	Closed Price / \$ Per Sq Ft	List to Sold Price %
	<p>23637 Park Capri, Unit 34 Calabasas, CA 91302 MLS ID: SR26104703 ■ Closed / For Lease</p> <p><i>Courtesy of RODEO REALTY</i></p>	Condo/Townhouse/Apt.	2/2	1,054	12.09 acres / 1972	6/4/2026 / 19 days	- / \$4/sq ft	-
	<p>4201 Las Virgenes Rd, Unit 121 Calabasas, CA 91302 MLS ID: SR26104700 ■ Closed / For Lease</p> <p><i>Courtesy of RE/MAX ONE</i></p>	Condo/Townhouse/Apt.	2/2	862	2.69 acres / 1992	6/3/2026 / 6 days	- / \$3/sq ft	-
	<p>24709 Via Del Llano Calabasas, CA 91302 MLS ID: SR26115895 ■ Closed / For Lease</p> <p><i>Courtesy of COLDWELL BANKER REALTY</i></p>	Single Family	4/3	1,931	3,685 sqft / 1988	6/3/2026 / 5 days	- / \$4/sq ft	-
	<p>5610 Las Virgenes Rd, Unit 50 Calabasas, CA 91302 MLS ID: SR26073351 ■ Closed / For Lease</p> <p><i>Courtesy of RE/MAX ONE</i></p>	Condo/Townhouse/Apt.	2/3	1,265	875 sqft / 1987	6/1/2026 / 32 days	- / \$3/sq ft	-
	<p>3767 Paseo Primario Calabasas, CA 91302 MLS ID: 26717419 ■ Closed / For Lease</p> <p><i>Courtesy of NDA Inc</i></p>	Single Family	5/5	3,558	0.33 acres / 1988	6/1/2026 / 49 days	- / \$3/sq ft	-
	<p>4648 Park Granada, Unit 170 Calabasas, CA 91302 MLS ID: SR26079825 ■ Closed / For Lease</p> <p><i>Courtesy of BEVERLY AND COMPANY, INC.</i></p>	Condo/Townhouse/Apt.	3/2	1,290	12.1 acres / 1972	5/30/2026 / 47 days	- / \$3/sq ft	-
	<p>5316 Ambridge Dr Calabasas, CA 91301 MLS ID: SR26072077 ■ Closed / For Lease</p> <p><i>Courtesy of EQUITY UNION</i></p>	Single Family	4/2	2,073	10,219 sqft / 1974	5/29/2026 / 46 days	- / \$3/sq ft	-
	<p>4201 Las Virgenes Rd, Unit 108 Calabasas, CA 91302 MLS ID: SR26032460 ■ Closed / For Lease</p> <p><i>Courtesy of RE/MAX ONE</i></p>	Condo/Townhouse/Apt.	2/2	862	2.69 acres / 1992	5/29/2026 / 100 days	- / \$3/sq ft	-
	<p>23663 Park Capri, Unit 135 Calabasas, CA 91302 MLS ID: SR26075993 ■ Closed / For Lease</p> <p><i>Courtesy of RODEO REALTY</i></p>	Condo/Townhouse/Apt.	1/1	774	12.09 acres / 1972	5/29/2026 / 49 days	- / \$3/sq ft	-

Distressed

Source: Public Records and Listings





Legend

● Off Market, Hold, Withdrawn, Expired, or Canceled

Distressed: 9 properties		Property Type	Beds / Baths	Living Area (sq ft)	Lot Size / Year Built	List Date / Days in RPR	List Price / \$ Per Sq Ft	Distressed Date / Type
	3539 Pansy Dr Calabasas, CA 91302 ■ Off Market / Public Record	Single Family	3/3	1,476	5,596 sqft 1980	- - days	- \$774/sq ft	5/15/2026 Notice of Default
	24745 Mulholland Hwy Calabasas, CA 91302 ■ Off Market / Public Record	Single Family	3/2	2,270	1.05 acres 1963	- - days	- \$810/sq ft	3/16/2026 Notice of Default
	5716 Lyon Ct Calabasas, CA 91302 ■ Off Market / Public Record	Single Family	5/6	4,994	10,132 sqft 2002	- - days	- \$717/sq ft	4/3/2026 Notice of Default
	24654 Cordillera Dr Calabasas, CA 91302 ■ Off Market / Public Record	Single Family	3/3	3,054	6,704 sqft 1988	- - days	- \$810/sq ft	4/22/2026 Notice of Lis Pendens
	25400 Prado De Las Peras Calabasas, CA 91302 ■ Off Market / Public Record	Single Family	4/6	4,618	0.7 acres 2006	- - days	- \$1,092/sq ft	4/9/2026 Notice of Default
	22527 Blueridge Ct Calabasas, CA 91302 ■ Off Market / Public Record	Condo/Townhouse/Apt.	2/3	2,499	6.4 acres 1990	- - days	- \$599/sq ft	4/9/2026 Notice of Default
	24941 Lorenzo Ct Calabasas, CA 91302 ■ Off Market / Public Record	Single Family	5/5	3,551	0.37 acres 1997	- - days	- \$759/sq ft	4/30/2026 Notice of Rescission



Calabasas, California

Distressed: 9 properties		Property Type	Beds / Baths	Living Area (sq ft)	Lot Size / Year Built	List Date / Days in RPR	List Price / \$ Per Sq Ft	Distressed Date / Type
8	 <p>4201 Las Virgenes Rd, Unit 121 Calabasas, CA 91302 Off Market / Public Record</p>	Condo/Townhouse/Apt.	2/2	862	2.69 acres 1992	- - days	- \$648/sq ft	3/18/2026 Notice of Default
9	 <p>22426 Paul Revere Dr Calabasas, CA 91302 Off Market / Public Record</p>	Single Family	4/3	2,428	8,131 sqft 1964	- - days	- \$737/sq ft	4/28/2026 Notice of Default

About RPR

- RPR® is the nation's largest property database, exclusively for REALTORS®. It empowers REALTORS® to help buyers and sellers make informed decisions, backed by a real estate database covering more than 160 million residential and commercial properties in the United States.
- RPR is a wholly owned subsidiary of the National Association of REALTORS® and a member benefit to REALTORS®.
- RPR's data sources range from MLSs and county-level tax and assessment offices, to the U.S. Census and FEMA, to specialty data set providers such as Esri (consumer data), Niche (school information) and Precisely (geographic boundaries).

Learn More

For more information about RPR, please visit RPR's public website: <https://blog.narrpr.com>

