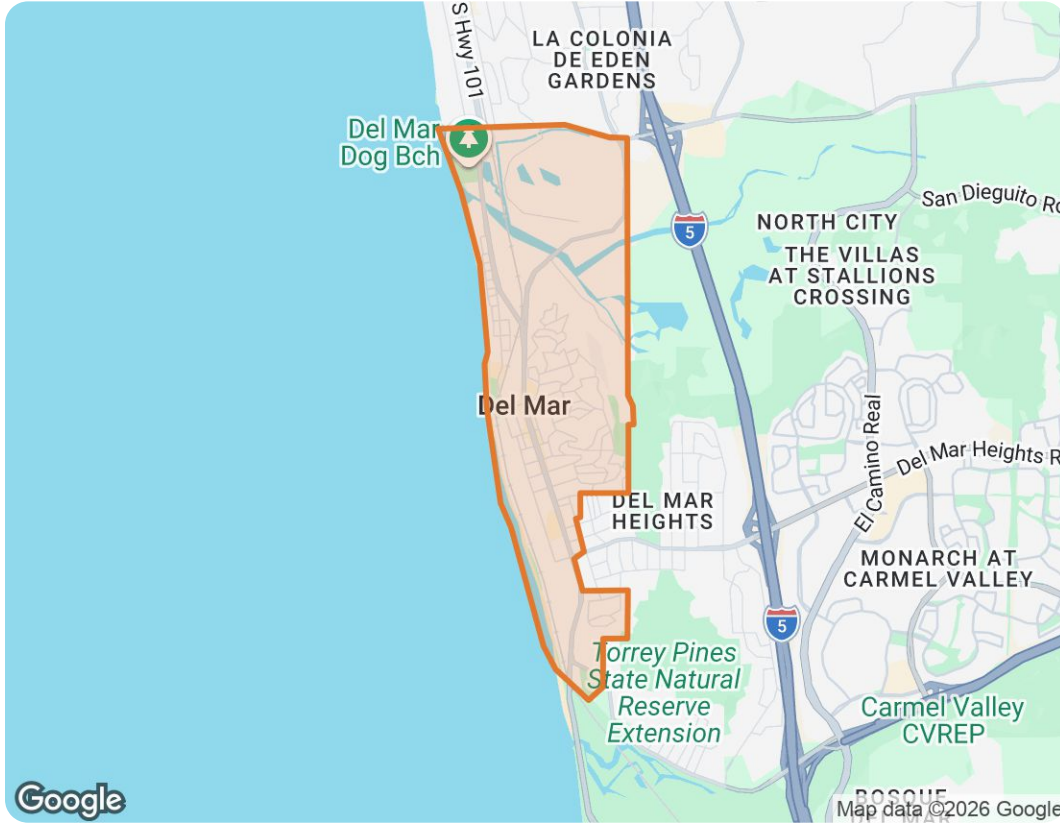


Del Mar, California



The biggest buyer rebates and lowest selling fees in real estate – without sacrificing full-service support, 7 days a week.

ShopProp Licensed CA, WA, HI, AZ, MI, TX, VA, CO

📞 Office (888) 821-0556

✉️ team@shopprop.com

🌐 www.shopprop.com

Shop|Prop

ShopProp Inc.

Market Trends

Market Trends for Del Mar, California

Single Family + Condo/Townhouse/Apt.

April 2026

Market Type

**Seller's
Market**

Balanced
Market

Buyer's
Market

Key Details

<p>Months of Inventory</p> <p>4.83</p> <p>↑ 0.21% MoM</p>	<p>Sold to List Price %</p> <p>99.9%</p> <p>↑ 2.91% MoM</p>	<p>Median Days in RPR</p> <p>10</p> <p>↓ 61.54% MoM</p>	<p>Median Sold Price</p> <p>\$2,867,000</p> <p>↓ 9.7% MoM</p>
--	--	--	--

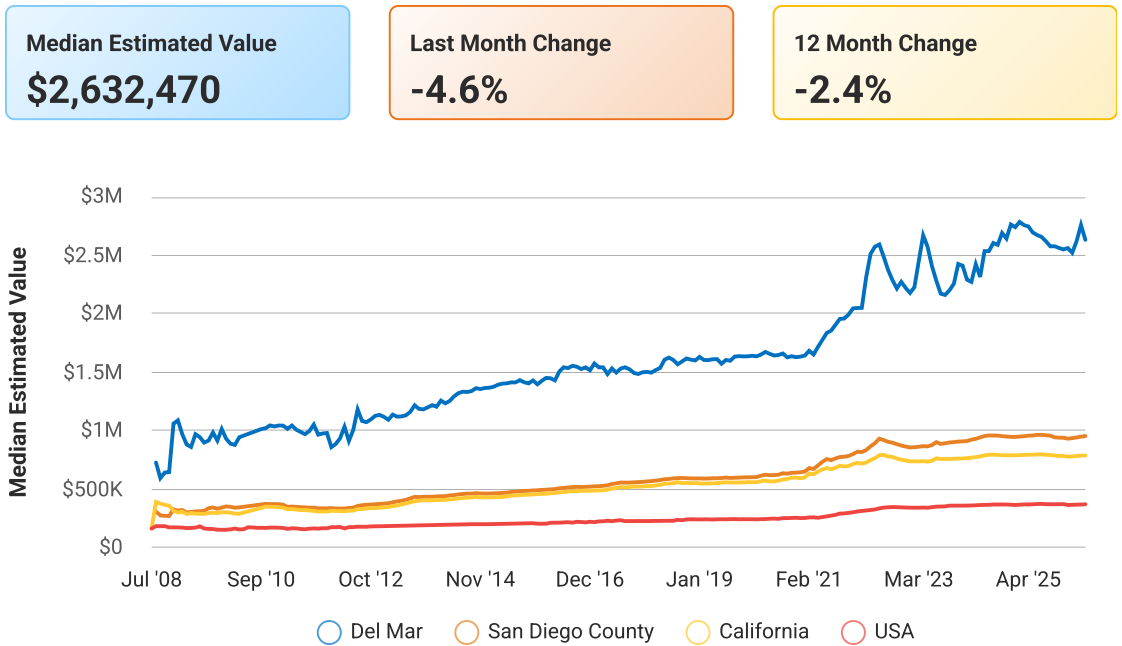
May 2026 Median Estimated Property Value

Single Family + Condo/Townhouse/Apt.

This graphic displays property estimates for a market area and a subject property, where one has been selected. Estimated property values are generated by a valuation model and are not formal appraisals.

Source: Public records, and MLS sources where licensed

Update Frequency: Monthly



Del Mar, California

April 2026 Active Listings

Del Mar, California

Single Family + Condo/Townhouse/Apt.

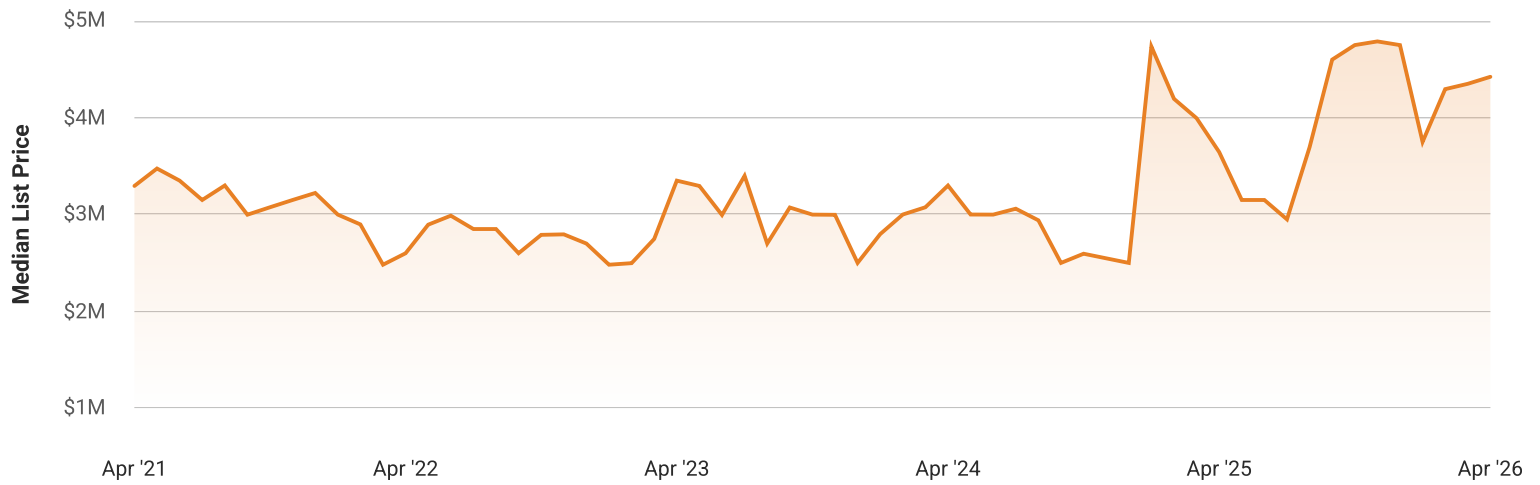
This graphic summarizes key statistics for properties that were in an active status on the last day of each month. RPR uses list date and a derived pending date to determine if the listing was active on the last day of the month. An end-of-month snapshot of active listings helps to understand inventory levels, price points and duration on the market.

Source: Listing sources

Update Frequency: Monthly

Median List Price - \$4,422,500

↑ 1.7% Month over Month



Del Mar, California

April 2026 Sold Listings

Del Mar, California

Single Family + Condo/Townhouse/Apt.

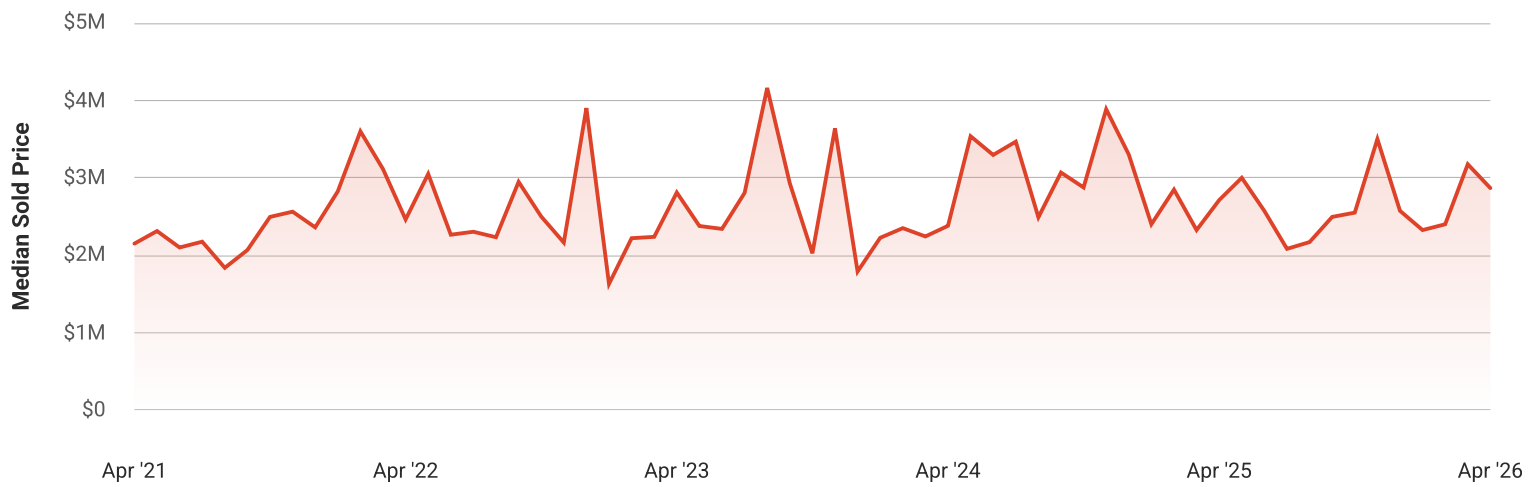
This graphic summarizes key statistics for properties that sold each month. RPR uses a derived sold date to determine when a property moved into a sold status within the given month. These statistics are important for understanding the price points on sold properties as well as the difference between the list price and sold price, which reveals whether buyers are paying over or under the asking price.

Source: Listing sources

Update Frequency: Monthly

Median Sold Price - \$2,867,000

↓ 9.7% Month over Month



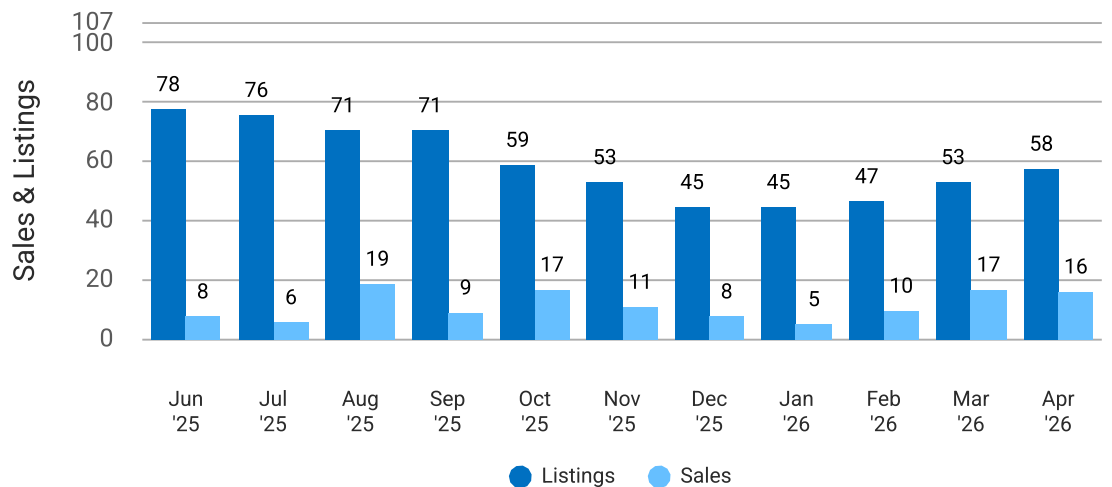
Total Sales and Active Listings in Del Mar, California

Single Family + Condo/Townhouse/Apt.

This graph compares the number of sales with the number of active listings in the local market.

Source: MLS data where licensed

Update Frequency: Monthly



Del Mar, California

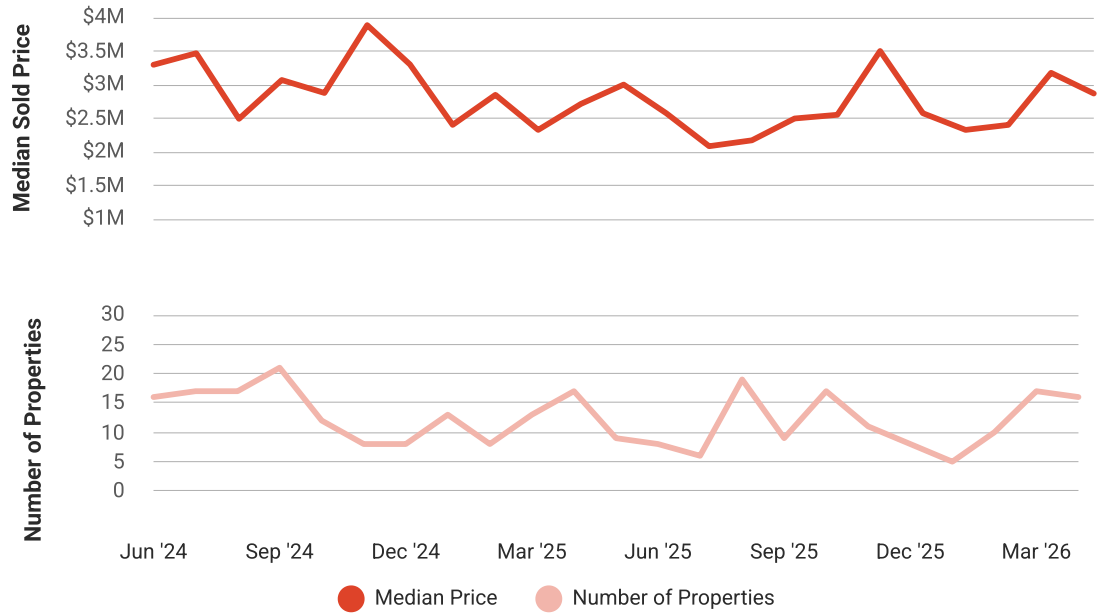
Median Sold Price vs Sold Listings in Del Mar, California

Single Family + Condo/Townhouse/Apt.

This chart compares the trend of median sold price and number of sold listings for the given location.

Source: Listing Data

Update Frequency: Monthly



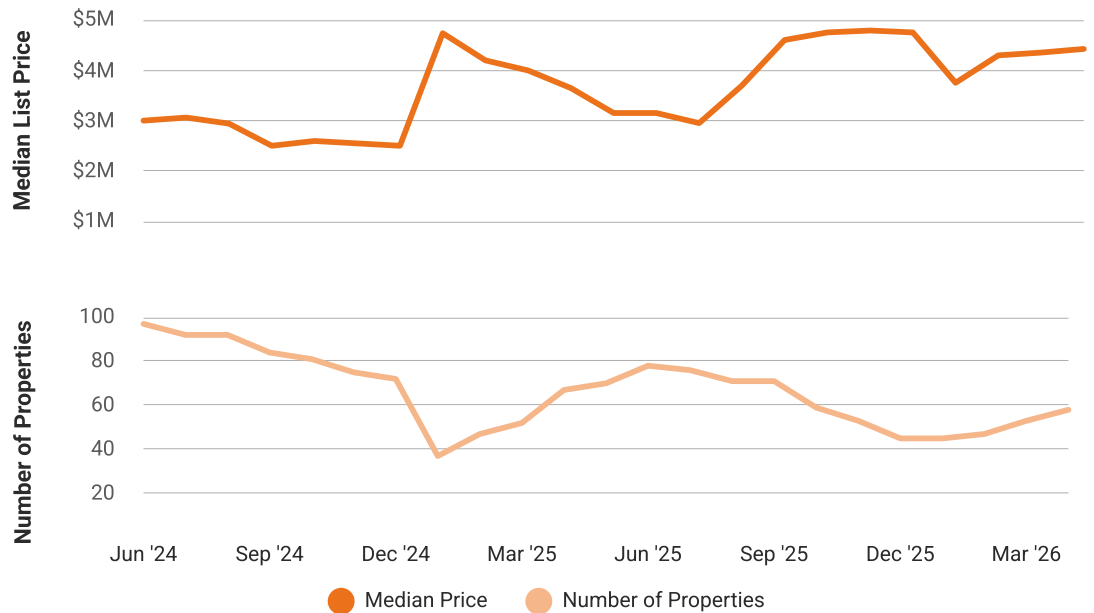
Median List Price vs Active Listings in Del Mar, California

Single Family + Condo/Townhouse/Apt.

This chart compares the trend of median list price and number of active properties for the given location.

Source: Listing Data

Update Frequency: Monthly



Market Snapshot

Value and Price Changes

	Current	Last Month	Last 3 Months	Last 12 Months	Last 24 Months	Last 36 Months
Median Est. Property Value Last Updated: 5/31/2026	\$2,632,470	\$2,759,860 -4.62%	\$2,522,000 +4.38%	\$2,695,880 -2.35%	\$2,315,660 +13.68%	\$2,574,340 +2.26%
Median Sold Price Last Updated: 4/30/2026	\$2,867,000	\$3,175,000 -9.7%	\$2,325,000 +23.31%	\$2,712,000 +5.72%	\$2,380,000 +20.46%	\$2,810,000 +2.03%
Median List Price Last Updated: 4/30/2026	\$4,422,500	\$4,350,000 +1.67%	\$3,750,000 +17.93%	\$3,645,000 +21.33%	\$3,299,500 +34.04%	\$3,350,000 +32.01%

About this Data: Because some brokerages may choose not to include their MLS listing content within the RPR platform, the analysis contained in this report may not have been created using all the available listing data within this geographical market.
 Median estimated property values are generated by a valuation model and are not formal appraisals. Valuations are based on public records and MLS data where licensed. The Metrics displayed here reflect **All Residential Single Family, Condo, Townhouse and Apartment properties** data.

Market Activity

Market Activity Filters

Sort Order: Date

Maximum Properties Per Change Type: 10

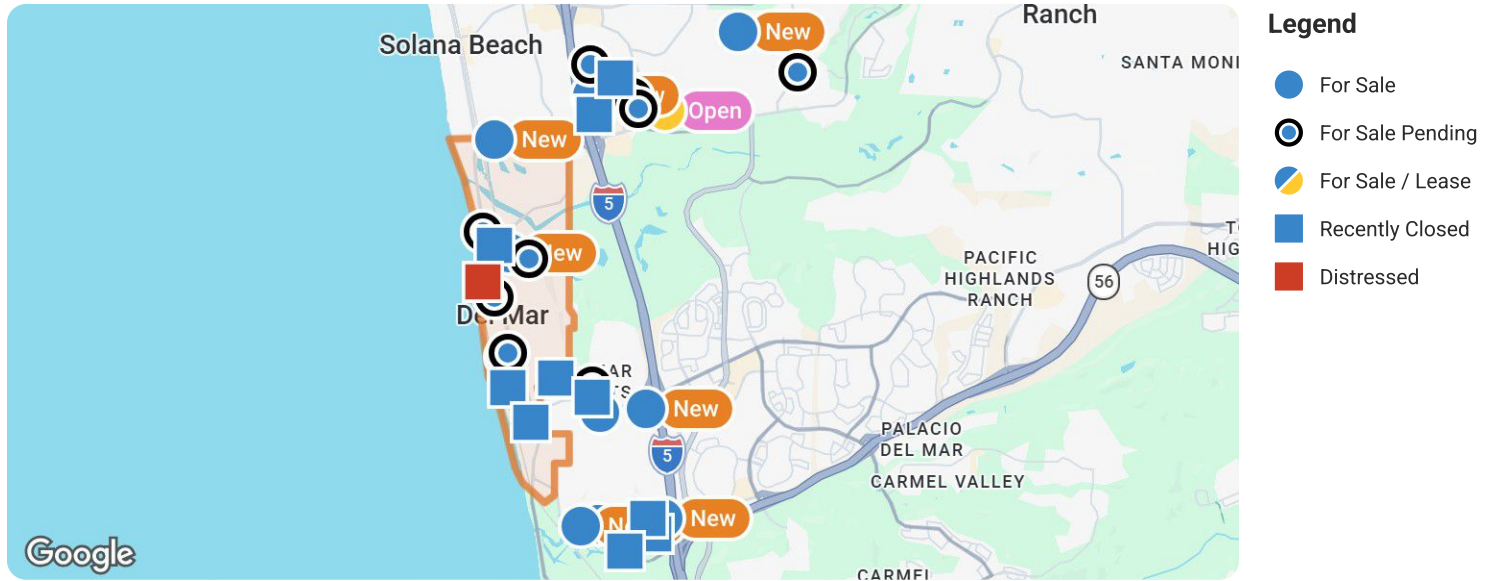
Change Types: New Listings, Pending, Closed, Distressed

Property Types: Single Family, Condo/Townhouse/Apt

Property Features: Sale Price: Any, Lease Price: Any, Beds: Any, Baths: Any, Living Area: Any, Lot Size (acre): Any, Year Built: Any

Summary

For Sale Activity in the Last 3 Months

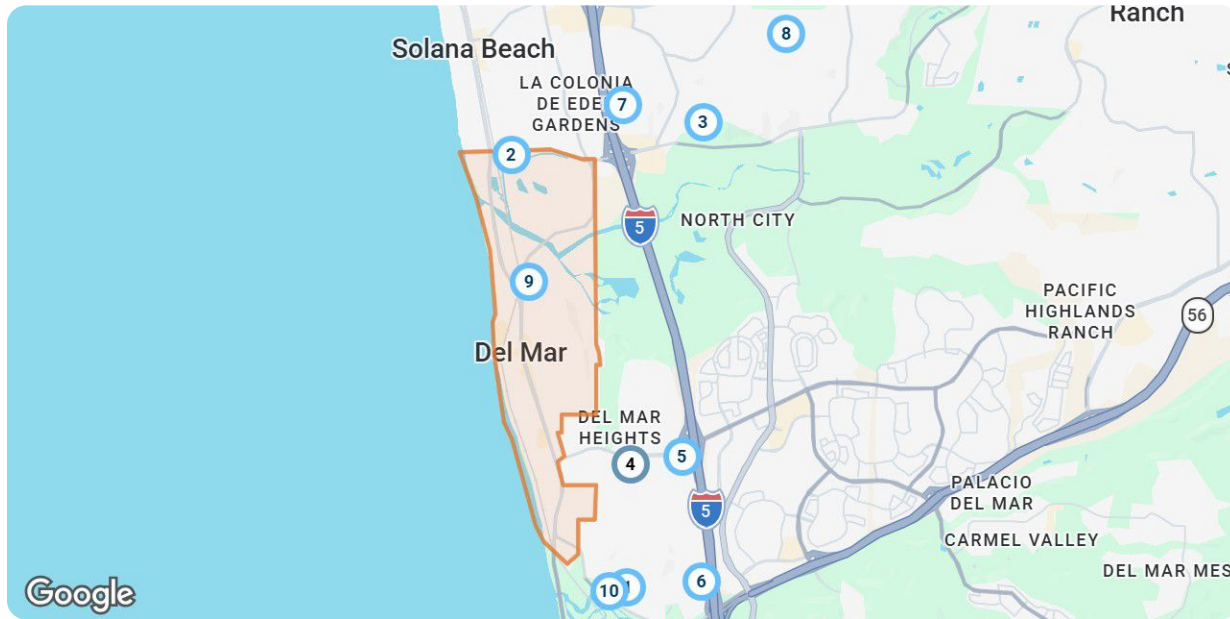


	New	Pending	Closed	Distressed
Number of Properties	10	10	10	1
Lowest Listing Price / Est.Value	\$799,000	\$2,395,000	\$900,000	\$3,848,000
Median Listing Price / Est.Value	\$2,294,450	\$4,288,000	\$3,100,000	\$3,848,000
Highest Listing Price / Est.Value	\$13,886,000	\$10,995,000	\$4,430,057	\$3,848,000
Average Price / sqft	\$1,302	\$1,589	\$1,360	\$3,505
Median Price / sqft	\$1,193	\$1,330	\$1,095	\$3,505
Average Days in RPR	7	47	20	-
Median Days in RPR	7	45	15	-
Total Volume	\$36,859,900	\$43,608,000	\$29,265,057	\$3,848,000
Source	Listings	Listings	Public Records & Listings	Public Records & Listings

Market Activity Breakdown

New






Source: Listings



Legend

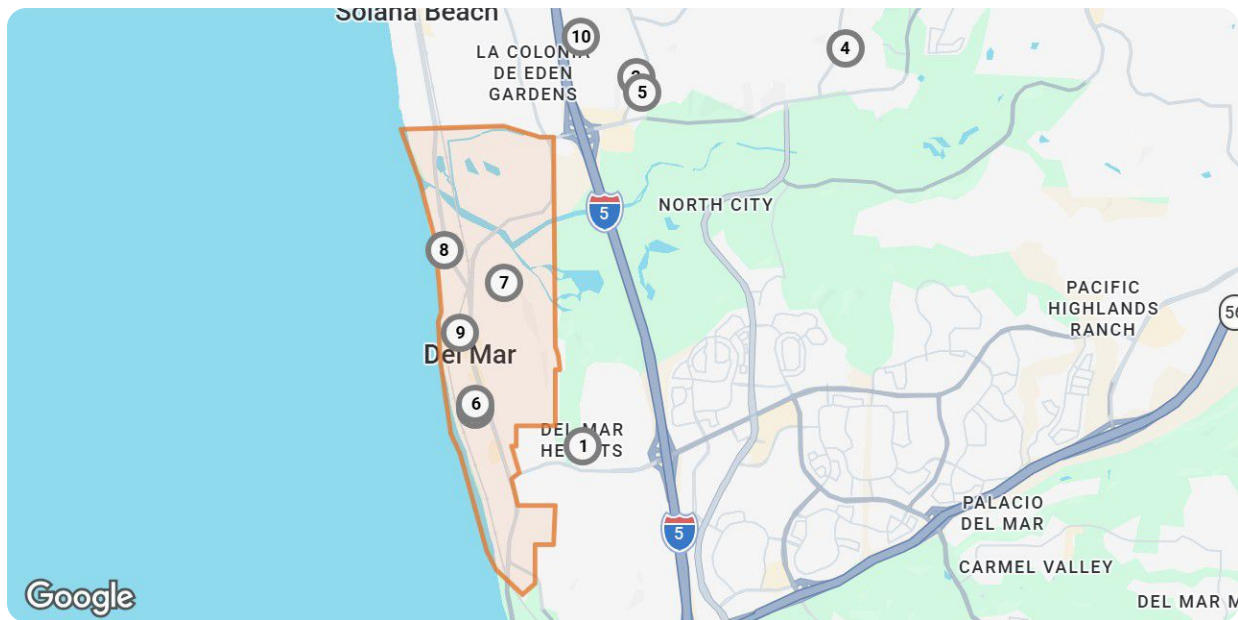
- Active For Sale
- Active Under Contract

New: 10 properties		Property Type	Beds / Baths	Living Area (sq ft)	Lot Size	Year Built	List Date / Days in RPR	List Price / \$ Per Sq Ft
1	 <p>12818 Caminito De Las Olas, #7 Del Mar, CA 92014 MLS ID: 260013592 ● Active / For Sale</p> <p><i>Listing Courtesy of Lpt Realty,inc</i></p>	Condo/Townhouse/Apt.	2/3	1,668	2,415 sqft	1974	6/4/2026 1 day	\$1,999,000 \$1,198/sq ft
2	 <p>121 Via De La Valle Del Mar, CA 92014 MLS ID: 260013605 ● Active / For Sale</p> <p><i>Listing Courtesy of Compass</i></p>	Single Family	4/5	3,980	0.41 acres	2000	6/4/2026 1 day	\$6,250,000 \$1,570/sq ft
3	 <p>3331 Caminito Cabo Viejo Del Mar, CA 92014 MLS ID: NDP2605229 ● Active / For Sale and For Lease</p> <p><i>Listing Courtesy of SEASIDE EXECUTIVES</i></p>	Condo/Townhouse/Apt.	3/3	2,525	5.32 acres	1991	6/1/2026 4 days	\$2,999,000 \$1,188/sq ft
4	 <p>13743 Recuerdo Dr Del Mar, CA 92014 MLS ID: NDP2604640 ● Active Under Contract / For Sale</p> <p><i>Listing Courtesy of EXP REALTY OF CALIFORNIA, INC</i></p>	Single Family	3/3	1,712	6,799 sqft	1973	5/13/2026 23 days	\$2,589,900 \$1,513/sq ft
5	 <p>13768 Ruelle Le Parc, Unit C Del Mar, CA 92014 MLS ID: 260013267 ● Active / For Sale</p> <p><i>Listing Courtesy of Mc Jab Realty</i></p>	Condo/Townhouse/Apt.	2/2	1,164	3.55 acres	1979	6/1/2026 4 days	\$799,000 \$686/sq ft

New: 10 properties		Property Type	Beds / Baths	Living Area (sq ft)	Lot Size	Year Built	List Date / Days in RPR	List Price / \$ Per Sq Ft
6	 <p>2747 Caminito Cedros Del Mar, CA 92014 MLS ID: 260013141 ● Active / For Sale</p> <p><i>Listing Courtesy of Pacific Shore Properties</i></p>	Condo/Townhouse/Apt.	3/3	1,472	1,413 sqft	1973	5/29/2026 7 days	\$1,459,000 \$991/sq ft
7	 <p>803 Spindrift Dr Del Mar, CA 92014 MLS ID: 260013045 ● Active / For Sale</p> <p><i>Listing Courtesy of Compass</i></p>	Condo/Townhouse/Apt.	2/3	2,023	4.59 acres	1986	5/29/2026 7 days	\$1,799,000 \$889/sq ft
8	 <p>15114 Paso Del Sol Del Mar, CA 92014 MLS ID: 260012987 ● Active / For Sale</p> <p><i>Listing Courtesy of Compass</i></p>	Single Family	4/3	3,173	1 sqft	1979	5/28/2026 8 days	\$4,164,000 \$1,312/sq ft
9	 <p>2026 Seaview Ave Del Mar, CA 92014 MLS ID: 260012887 ● Active / For Sale</p> <p><i>Listing Courtesy of Barry Estates</i></p>	Single Family	4/6	5,459	0.33 acres	2015	5/28/2026 8 days	\$13,886,000 \$2,544/sq ft
10	 <p>2252 Via Aprilia, Unit 4 Del Mar, CA 92014 MLS ID: 260012957 ● Active / For Sale</p> <p><i>Listing Courtesy of Compass</i></p>	Condo/Townhouse/Apt.	2/1	812	7,581 sqft	1972	5/28/2026 8 days	\$915,000 \$1,127/sq ft

Pending











Source: Listings



Legend

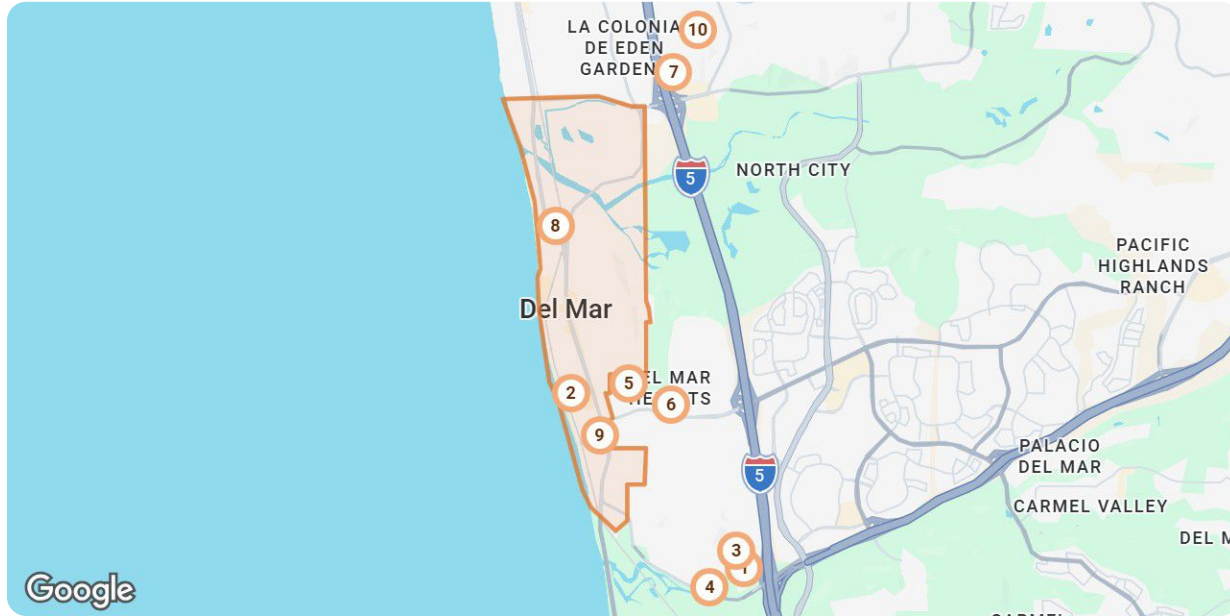
● Pending



Pending: 10 properties		Property Type	Beds / Baths	Living Area (sq ft)	Lot Size / Year Built	List Date	List Price / \$ Per Sq Ft	Pending Date / Days in RPR
1	 <p>13941 Durango Dr Del Mar, CA 92014 MLS ID: 260012062 Pending / For Sale</p> <p><i>Listing Courtesy of Del Mar Property Management</i></p>	Single Family	3/2	1,817	7,300 sqft 1976	6/5/2026	\$2,600,000 \$1,431/sq ft	6/5/2026 – days
2	 <p>15840 Caminito Cantaras Del Mar, CA 92014 MLS ID: NDP2605193 Pending / For Sale</p> <p><i>Listing Courtesy of EXP REALTY OF SOUTHERN CA</i></p>	Single Family	4/3	2,353	9,147 sqft 1997	5/29/2026	\$2,395,000 \$1,018/sq ft	6/2/2026 4 days
3	 <p>1023 Stratford Ct Del Mar, CA 92014 MLS ID: 260009224 Pending / For Sale</p> <p><i>Listing Courtesy of Pacific Sotheby's International Realty</i></p>	Single Family	5/6	4,436	7,699 sqft 2022	4/15/2026	\$10,995,000 \$2,479/sq ft	5/30/2026 45 days
4	 <p>15045 Rancho Real Del Mar, CA 92014 MLS ID: 260007994 Pending / For Sale</p> <p><i>Listing Courtesy of Berkshire Hathaway Homeservices California Properties</i></p>	Single Family	4/4	3,605	1 sqft 1980	4/6/2026	\$4,795,000 \$1,330/sq ft	5/28/2026 52 days
5	 <p>3025 Caminito Torreblanca Del Mar, CA 92014 MLS ID: 260004966 Pending / For Sale</p> <p><i>Listing Courtesy of Aare</i></p>	Single Family	5/3	3,134	5,662 sqft 1987	4/3/2026	\$2,550,000 \$814/sq ft	5/25/2026 52 days
6	 <p>219 11th St Del Mar, CA 92014 MLS ID: 260011702 Pending / For Sale</p> <p><i>Listing Courtesy of Real Broker</i></p>	Condo/Townhouse/Apt.	3/3	2,113	8,007 sqft 1980	5/13/2026	\$2,495,000 \$1,181/sq ft	5/23/2026 10 days
7	 <p>1970 Zapo St Del Mar, CA 92014 MLS ID: 260002492 Pending / For Sale</p> <p><i>Listing Courtesy of Compass</i></p>	Single Family	4/4	2,922	9,100 sqft 2019	1/29/2026	\$7,495,000 \$2,565/sq ft	5/22/2026 113 days
8	 <p>2402 Camino Del Mar Del Mar, CA 92014 MLS ID: 260009260 Pending / For Sale</p> <p><i>Listing Courtesy of Barry Estates</i></p>	Single Family	4/5	2,640	5,662 sqft 2006	4/17/2026	\$5,995,000 \$2,271/sq ft	5/19/2026 32 days
9	 <p>1562 Camino Del Mar, Unit 643 Del Mar, CA 92014 MLS ID: NDP2601305 Pending / For Sale</p> <p><i>Listing Courtesy of WINDERMERE REAL ESTATE</i></p>	Condo/Townhouse/Apt.	1/2	946	0.4 acres 1978	2/10/2026	\$1,469,000 – \$1,550,000 \$1,553/sq ft	5/14/2026 93 days
10	 <p>1056 Woodside Way Del Mar, CA 92014 MLS ID: NDP2603792 Pending / For Sale</p> <p><i>Listing Courtesy of BERKSHIRE HATHAWAY HOMESERVICE</i></p>	Single Family	4/4	3,523	0.56 acres 1991	4/21/2026	\$4,288,000 \$1,217/sq ft	5/14/2026 23 days

Closed

Source: Public Records and Listings



Legend

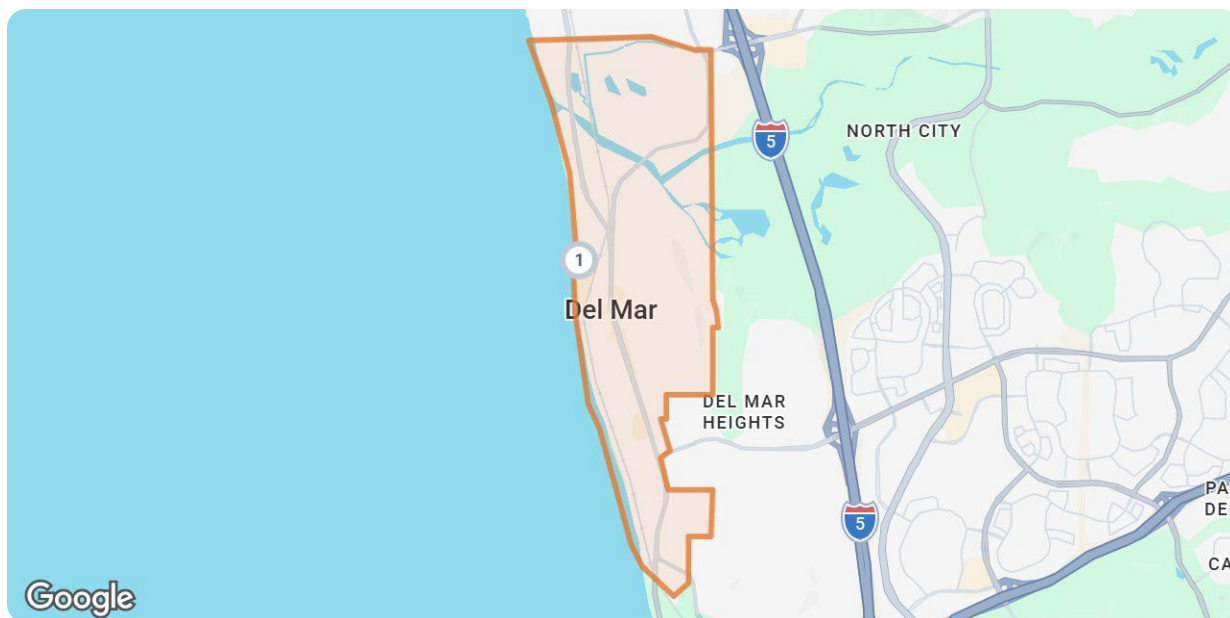
● Closed

Closed: 10 properties		Property Type	Beds / Baths	Living Area (sq ft)	Lot Size / Year Built	Closed Date / Days in RPR	Closed Price / \$ Per Sq Ft	List to Sold Price %
1	 <p>13512 Caminito Carmel Del Mar, CA 92014 MLS ID: NDP2603967 Closed / For Sale <i>Courtesy of WILLIS ALLEN REAL ESTATE</i></p>	Single Family	3/3	2,539	6,098 sqft / 1985	6/2/2026 / 9 days	\$2,335,000 / \$920/sq ft	↓ 0.64%
2	 <p>126 7th St Del Mar, CA 92014 MLS ID: 260009844 Closed / For Sale <i>Courtesy of Compass</i></p>	Single Family	3/3	2,239	7,992 sqft / 1998	6/1/2026 / 14 days	\$4,300,000 / \$1,921/sq ft	-
3	 <p>12902 Biscayne Cv Del Mar, CA 92014 MLS ID: 260006784 Closed / For Sale <i>Courtesy of Atlas Realty, Inc</i></p>	Single Family	5/3	2,729	0.9 acres / 2005	6/1/2026 / 25 days	\$3,250,000 / \$1,191/sq ft	-
4	 <p>2563 Via Pisa Del Mar, CA 92014 MLS ID: 260008047 Closed / For Sale <i>Courtesy of Coastal Premier Properties</i></p>	Single Family	4/4	3,365	7,200 sqft / 2006	6/1/2026 / 37 days	\$3,300,000 / \$981/sq ft	↓ 5.58%
5	 <p>14042 Rue Monaco Del Mar, CA 92014 MLS ID: NDP2603739 Closed / For Sale <i>Courtesy of WILLIS ALLEN REAL ESTATE</i></p>	Single Family	4/2	2,160	6,499 sqft / 1972	5/27/2026 / 5 days	\$4,430,057 / \$2,051/sq ft	↓ 0.45%

Closed: 10 properties		Property Type	Beds / Baths	Living Area (sq ft)	Lot Size / Year Built	Closed Date / Days in RPR	Closed Price / \$ Per Sq Ft	List to Sold Price %
6	 <p>13871 Durango Dr Del Mar, CA 92014 MLS ID: 260009088 Closed / For Sale</p> <p><i>Courtesy of Del Mar Property Management</i></p>	Single Family	4/3	2,714	- 1996	5/26/2026 15 days	\$2,950,000 \$1,087/sq ft	↓ 1.67%
7	 <p>917 Intrepid Ct Del Mar, CA 92014 Closed / Public Record</p>	Condo/Townhouse/Apt.	2/3	1,298	4.52 acres 1985	5/26/2026 - days	\$900,000 \$901/sq ft	-
8	 <p>231 22nd St Del Mar, CA 92014 MLS ID: NDP2602746 Closed / For Sale</p> <p><i>Courtesy of BARRY ESTATES</i></p>	Single Family	3/3	1,695	5,227 sqft 1980	5/22/2026 46 days	\$3,900,000 \$2,301/sq ft	↓ 2.38%
9	 <p>225 Sea Forest Ct, #37 Del Mar, CA 92014 MLS ID: NDP2603723 Closed / For Sale</p> <p><i>Courtesy of BERKSHIRE HATHAWAY HOMESERVICE</i></p>	Condo/Townhouse/Apt.	2/2	1,279	2.24 acres 1975	5/22/2026 8 days	\$1,400,000 \$1,095/sq ft	↑ 1.82%
10	 <p>715 Avocado Ct Del Mar, CA 92014 Closed / Public Record</p>	Single Family	3/4	-	1.03 acres 1995	5/21/2026 - days	\$2,500,000 -/sq ft	-

Distressed

Source: Public Records and Listings



Legend

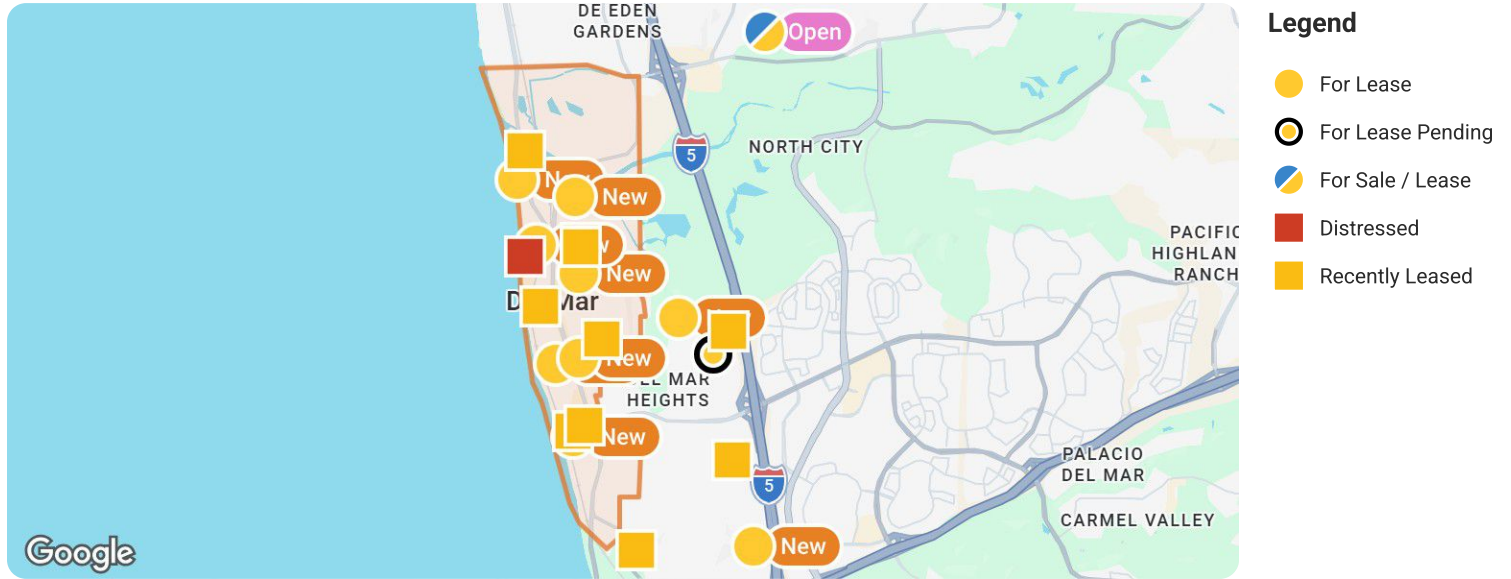
- Off Market, Hold, Withdrawn, Expired, or Canceled



Distressed: 1 properties		Property Type	Beds / Baths	Living Area (sq ft)	Lot Size / Year Built	List Date / Days in RPR	List Price / \$ Per Sq Ft	Distressed Date / Type
1	<p>1750 Ocean Front, #5 Del Mar, CA 92014</p>	Condo/Townhouse/Apt.	2/2	1,098	0.33 acres 1991	- - days	- \$3,505/sq ft	3/25/2026 Notice of Foreclosure Sale

Summary

For Lease Activity in the Last 3 Months

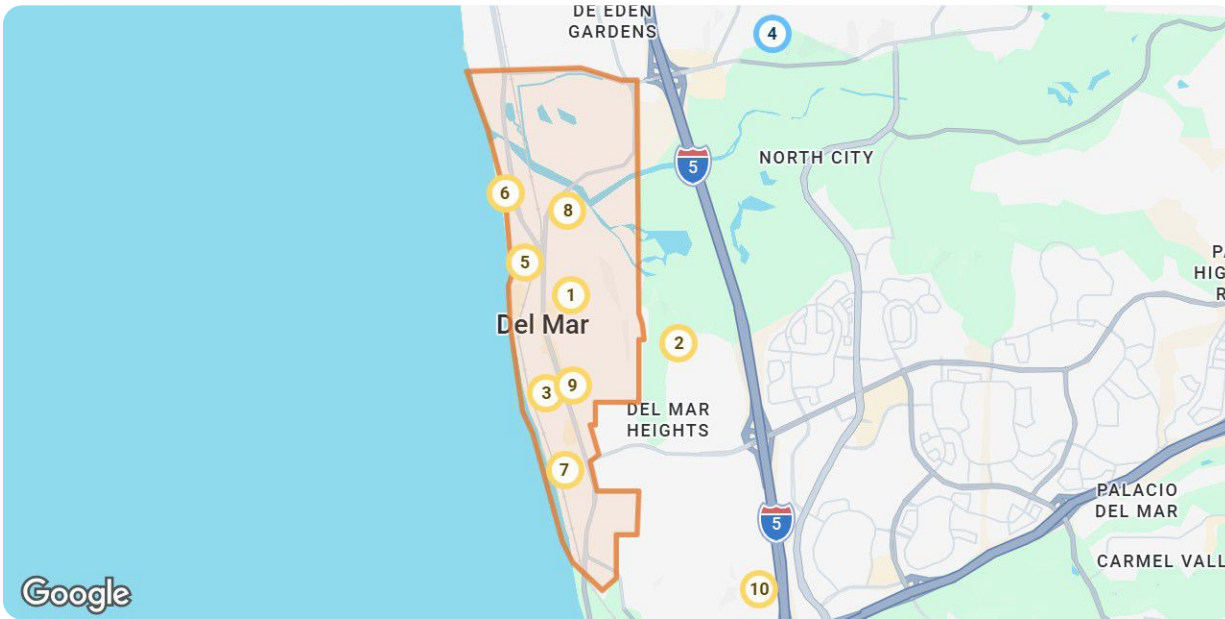


	New	Pending	Closed	Distressed
Number of Properties	10	1	10	1
Lowest Listing Price / Est.Value	\$6,500	\$11,000	\$4,650	\$3,848,000
Median Listing Price / Est.Value	\$15,750	\$11,000	\$7,450	\$3,848,000
Highest Listing Price / Est.Value	\$2,999,000	\$11,000	\$25,000	\$3,848,000
Average Price / sqft	\$127	\$4	\$6	\$3,505
Median Price / sqft	\$9	\$4	\$5	\$3,505
Average Days in RPR	9	54	39	-
Median Days in RPR	4	54	32	-
Total Volume	\$3,166,000	\$11,000	\$103,600	\$3,848,000
Source	Listings	Listings	Public Records & Listings	Public Records & Listings

Market Activity Breakdown

New

Source: Listings



Legend

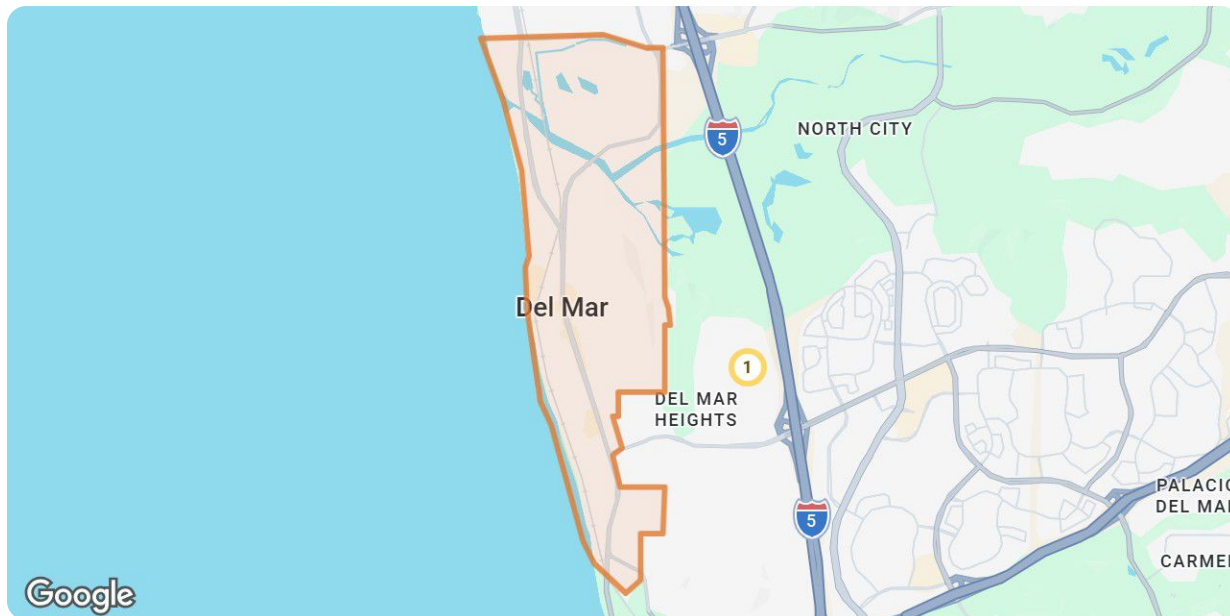
- Active For Sale
- Active For Lease

New: 10 properties		Property Type	Beds / Baths	Living Area (sq ft)	Lot Size	Year Built	List Date / Days in RPR	List Price / \$ Per Sq Ft
1	 <p>445 Avenida Primavera Del Mar, CA 92014 MLS ID: 260013627 ● Active / For Lease <i>Courtesy of Joe Carta Realty</i></p>	Single Family	4/2	1,950	10,000 sqft	1971	6/4/2026 1 day	\$12,000 mo. \$6/sq ft
2	 <p>14295 Recuerdo Dr Del Mar, CA 92014 MLS ID: NDP2605365 ● Active / For Lease <i>Courtesy of COLDWELL BANKER REALTY</i></p>	Single Family	4/4	3,050	10,798 sqft	2010	6/4/2026 1 day	\$12,500 mo. \$4/sq ft
3	 <p>950 Stratford Ct Del Mar, CA 92014 MLS ID: 260013546 ● Active / For Lease <i>Courtesy of Coastal Premier Properties</i></p>	Single Family	3/2	1,800	8,002 sqft	1985	6/4/2026 1 day	\$6,500 mo. \$4/sq ft
4	 <p>3331 Caminito Cabo Viejo Del Mar, CA 92014 MLS ID: NDP2605229 ● Active / For Sale and For Lease <i>Listing Courtesy of SEASIDE EXECUTIVES</i></p>	Condo/Townhouse/Apt.	3/3	2,525	5.32 acres	1991	6/1/2026 4 days	\$2,999,000 \$1,188/sq ft
5	 <p>1847 Coast Blvd Del Mar, CA 92014 MLS ID: 260013226 ● Active / For Lease <i>Courtesy of Coastal Premier Properties</i></p>	Single Family	3/2	1,350	4,420 sqft	1959	6/1/2026 4 days	\$12,000 mo. \$9/sq ft

New: 10 properties		Property Type	Beds / Baths	Living Area (sq ft)	Lot Size	Year Built	List Date / Days in RPR	List Price / \$ Per Sq Ft
6	 <p>2606 Ocean Front Del Mar, CA 92014 MLS ID: 260013243 ● Active / For Lease</p> <p><i>Courtesy of Pacific Sotheby's International Realty</i></p>	Single Family	2/3	1,660	1,750 sqft	1986	6/1/2026 4 days	\$45,000 mo. \$27/sq ft
7	 <p>145 4th St Del Mar, CA 92014 MLS ID: NDP2605130 ● Active / For Lease</p> <p><i>Courtesy of COASTAL PREMIER PROPERTIES</i></p>	Single Family	4/4	2,825	0.28 acres	2000	5/28/2026 8 days	\$26,000 mo. \$9/sq ft
8	 <p>2165 Balboa Ave Del Mar, CA 92014 MLS ID: NDP2604758 ● Active / For Lease</p> <p><i>Courtesy of COMPASS</i></p>	Single Family	3/2	2,308	0.42 acres	1950	5/19/2026 17 days	\$19,000 mo. \$8/sq ft
9	 <p>335 10th St Del Mar, CA 92014 MLS ID: NDP2604694 ● Active / For Lease</p> <p><i>Courtesy of COMPASS</i></p>	Single Family	3/3	2,065	8,502 sqft	1997	5/14/2026 22 days	\$25,000 mo. \$12/sq ft
10	 <p>13049 Shalimar Pl Del Mar, CA 92014 MLS ID: 260011606 ● Active / For Lease</p> <p><i>Courtesy of Brush Realty</i></p>	Single Family	4/3	2,568	7,500 sqft	1972	5/13/2026 23 days	\$9,000 mo. \$4/sq ft

Pending

Source: Listings




Legend

● Active For Lease

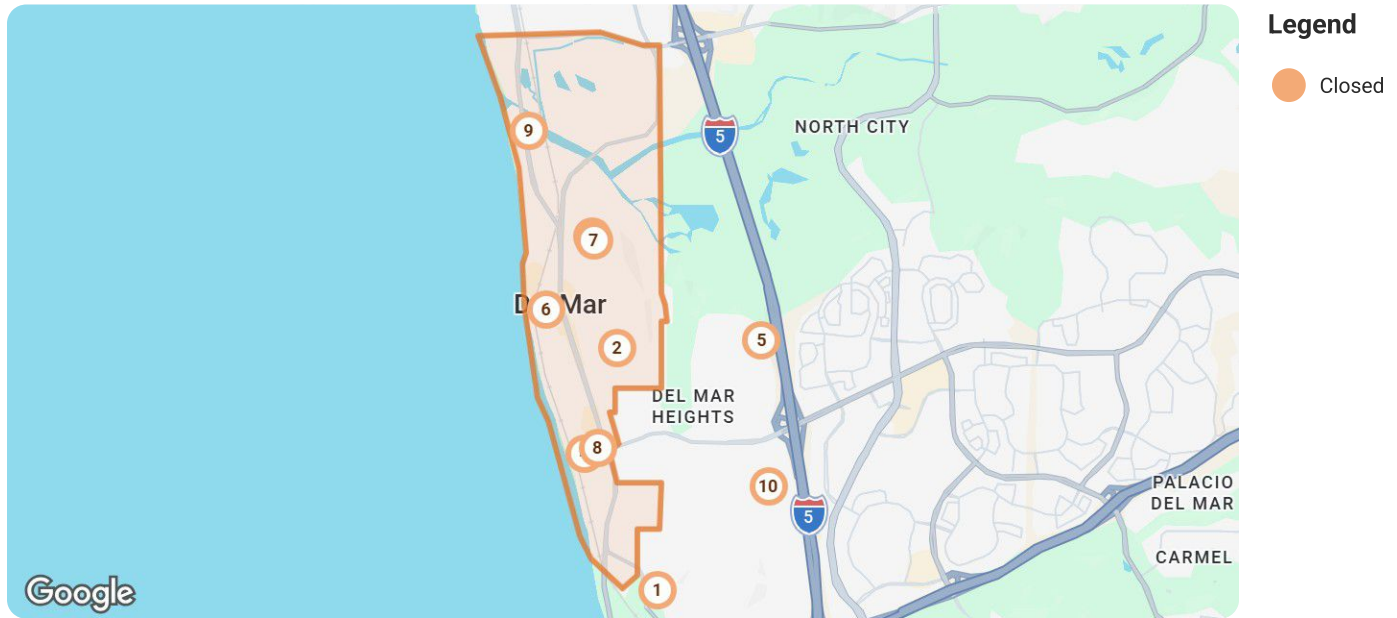


Pending: 1 properties





	Property Type	Beds / Baths	Living Area (sq ft)	Lot Size / Year Built	List Date	List Price / \$ Per Sq Ft	Pending Date / Days in RPR
 <p>1 14171 Bahama Cv Del Mar, CA 92014 MLS ID: NDP2601964 ● Pending / For Lease</p> <p><i>Courtesy of HARCOURTS JADE</i></p>	Single Family	4/3	2,500	7,501 sqft / 1987	3/2/2026	\$11,000 mo. / \$4/sq ft	4/25/2026 / 54 days

Closed

Source: Public Records and Listings



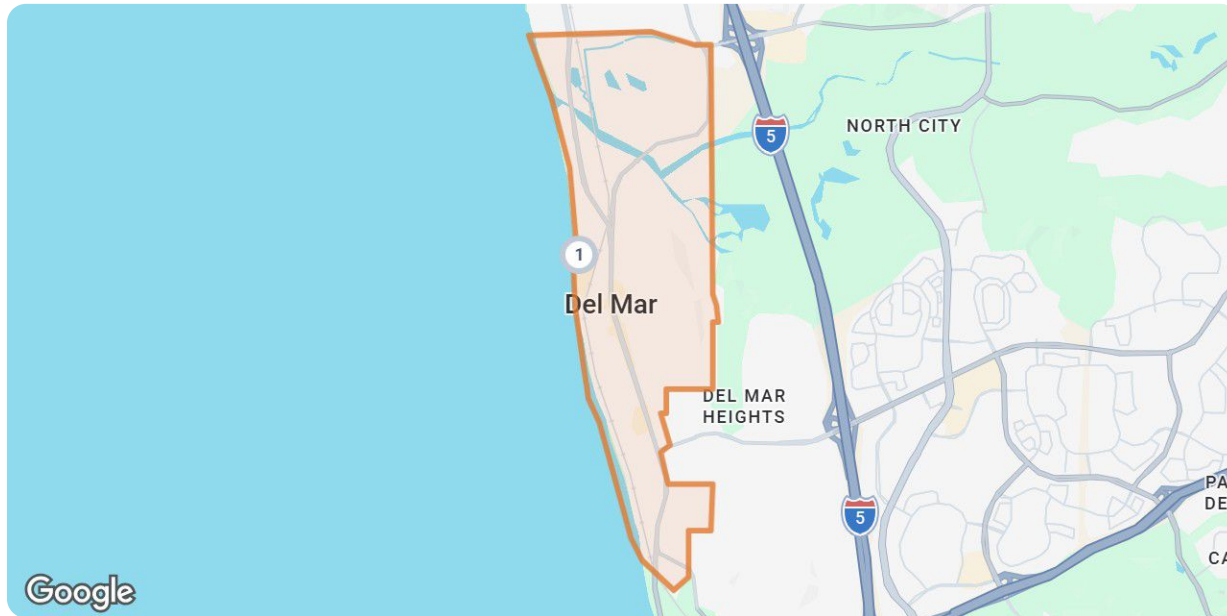
Closed: 10 properties


	Property Type	Beds / Baths	Living Area (sq ft)	Lot Size / Year Built	Closed Date / Days in RPR	Closed Price / \$ Per Sq Ft	List to Sold Price %
 <p>1 2260 Del Mar Scenic Pkwy Del Mar, CA 92014 MLS ID: NDP2603773 ■ Closed / For Lease</p> <p><i>Courtesy of EXP REALTY OF CALIFORNIA, INC</i></p>	Condo/Townhouse/Apt.	2/2	1,655	12.15 acres / 1975	6/4/2026 / 45 days	- / \$4/sq ft	-
 <p>2 573 Amphitheatre Dr Del Mar, CA 92014 MLS ID: 260002617 ■ Closed / For Lease</p> <p><i>Courtesy of Coastal Premier Properties</i></p>	Single Family	4/3	2,000	10,500 sqft / 1970	6/3/2026 / 120 days	- / \$6/sq ft	-
 <p>3 459 Culebra St Del Mar, CA 92014 MLS ID: 260012060 ■ Closed / For Lease</p> <p><i>Courtesy of Pacific Sotheby's Int'l Realty</i></p>	Single Family	3/4	2,150	8,200 sqft / 1964	6/3/2026 / 16 days	- / \$7/sq ft	-
 <p>4 156 4th St Del Mar, CA 92014 MLS ID: NDP2604272 ■ Closed / For Lease</p> <p><i>Courtesy of SIGNATURE PROPERTIES</i></p>	Condo/Townhouse/Apt.	2/1	1,050	7,405 sqft / 1964	5/21/2026 / 18 days	- / \$4/sq ft	-

Closed: 10 properties		Property Type	Beds / Baths	Living Area (sq ft)	Lot Size / Year Built	Closed Date / Days in RPR	Closed Price / \$ Per Sq Ft	List to Sold Price %	
	14243 Minorca Cv Del Mar, CA 92014 MLS ID: 260010551 Closed / For Lease	Single Family	4/2	1,609	7,300 sqft 1970	5/8/2026 11 days	- \$4/sq ft	-	
<i>Courtesy of Compass</i>									
	155 15th St, Unit 21 Del Mar, CA 92014 MLS ID: NDP2603093 Closed / For Lease	Condo/Townhouse/Apt.	1/1	870	0.64 acres 1961	5/6/2026 35 days	- \$9/sq ft	-	
<i>Courtesy of CALIFORNIA CUSTOM REALTY</i>									
	1830 Zapo St Del Mar, CA 92014 MLS ID: 260010801 Closed / For Lease	Single Family	3/3	1,805	9,900 sqft 1951	5/5/2026 - days	- \$4/sq ft	-	
<i>Courtesy of Compass</i>									
	216 4th St Del Mar, CA 92014 MLS ID: 260008289 Closed / For Lease	Single Family	2/2	1,742	2.26 acres 1981	4/13/2026 48 days	- \$4/sq ft	-	
<i>Courtesy of Coastal Premier Properties</i>									
	2923 Sandy Pointe, Unit 8 Del Mar, CA 92014 MLS ID: NDP2602238 Closed / For Lease	Condo/Townhouse/Apt.	3/3	1,725	2.51 acres 1988	4/13/2026 26 days	- \$14/sq ft	-	
<i>Courtesy of BARRY ESTATES</i>									
	13546 Mango Dr Del Mar, CA 92014 MLS ID: 260005563 Closed / For Lease	Single Family	5/3	2,297	10,600 sqft 1995	4/11/2026 32 days	- \$5/sq ft	-	
<i>Courtesy of Coldwell Banker West</i>									

Distressed

Source: Public Records and Listings



Distressed: 1 properties		Property Type	Beds / Baths	Living Area (sq ft)	Lot Size / Year Built	List Date / Days in RPR	List Price / \$ Per Sq Ft	Distressed Date / Type
1	 <p>1750 Ocean Front, #5 Del Mar, CA 92014</p> <p>Off Market / Public Record</p>	Condo/Townhouse/Apt.	2/2	1,098	0.33 acres 1991	- - days	- \$3,505/sq ft	3/25/2026 Notice of Foreclosure Sale

About RPR

- RPR® is the nation's largest property database, exclusively for REALTORS®. It empowers REALTORS® to help buyers and sellers make informed decisions, backed by a real estate database covering more than 160 million residential and commercial properties in the United States.
- RPR is a wholly owned subsidiary of the National Association of REALTORS® and a member benefit to REALTORS®.
- RPR's data sources range from MLSs and county-level tax and assessment offices, to the U.S. Census and FEMA, to specialty data set providers such as Esri (consumer data), Niche (school information) and Precisely (geographic boundaries).

Learn More

For more information about RPR, please visit RPR's public website: <https://blog.narrpr.com>

