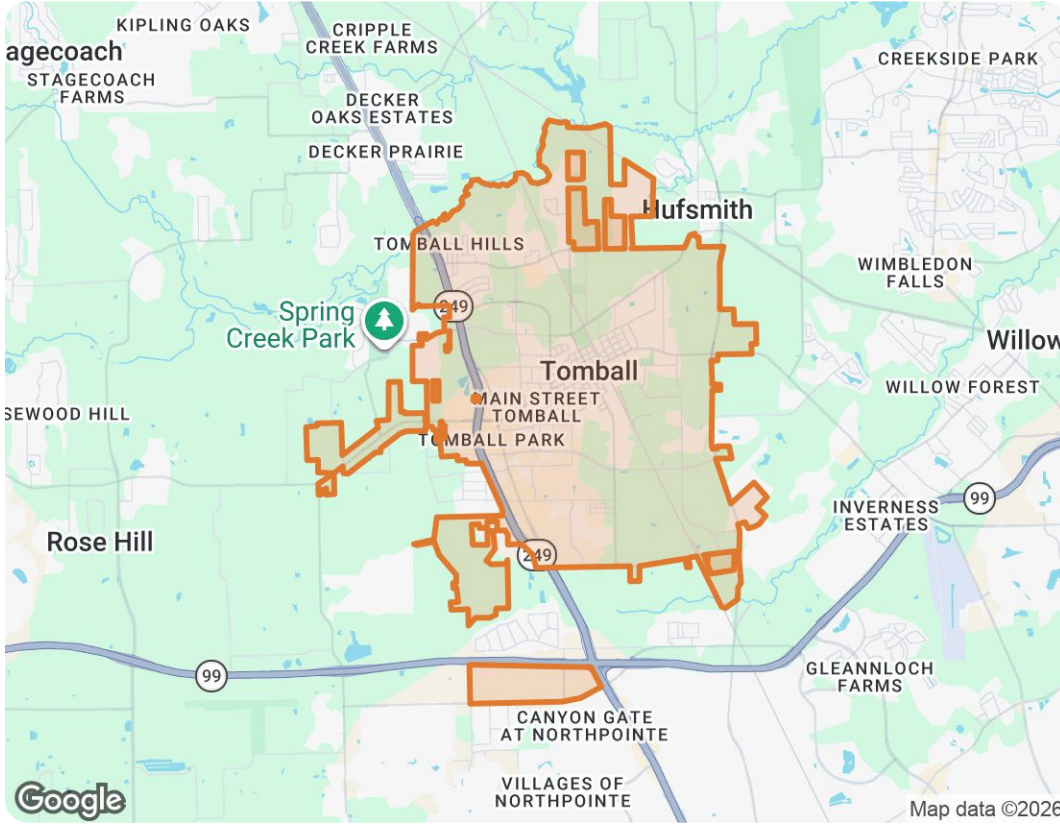


Tomball, Texas



The biggest buyer rebates and lowest selling fees in real estate – without sacrificing full-service support, 7 days a week.

ShopProp Licensed CA, WA, HI, AZ, MI, TX, VA, CO

📞 Office (888) 821-0556

✉️ team@shopprop.com

🌐 www.shopprop.com

Shop|Prop

ShopProp Inc.

Tomball, Texas

Market Trends

Market Trends for Tomball, Texas

Single Family + Condo/Townhouse/Apt.

May 2026

Market Type



Key Details

Months of Inventory	Sold to List Price %	Median Days in RPR	Median Sold Price
4.48	98%	21	\$405,000
↑ 6.41% MoM	↑ 0.44% MoM	↓ 40% MoM	↑ 11.76% MoM

This represents an estimated sale price for this property. It is not the same as the opinion of value in an appraisal developed by a licensed appraiser under the Uniform Standards of Professional Appraisal Practice.



Tomball, Texas

May 2026 Median Estimated Property Value

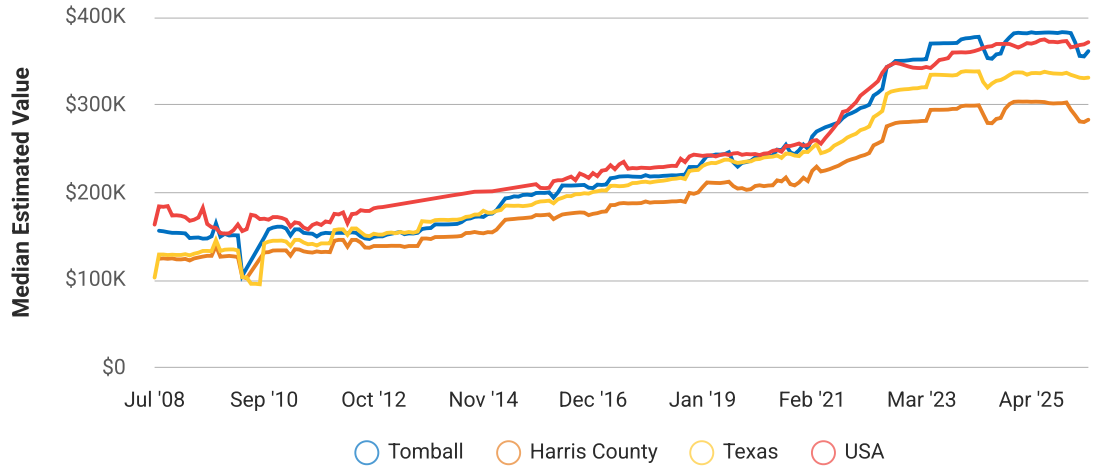
Single Family + Condo/Townhouse/Apt.

This graphic displays property estimates for a market area and a subject property, where one has been selected. Estimated property values are generated by a valuation model and are not formal appraisals.

Source: Public records, and MLS sources where licensed

Update Frequency: Monthly

Median Estimated Value \$361,220	Last Month Change +1.7%	12 Month Change -5.4%
---	--	--



May 2026 Active Listings

Tomball, Texas

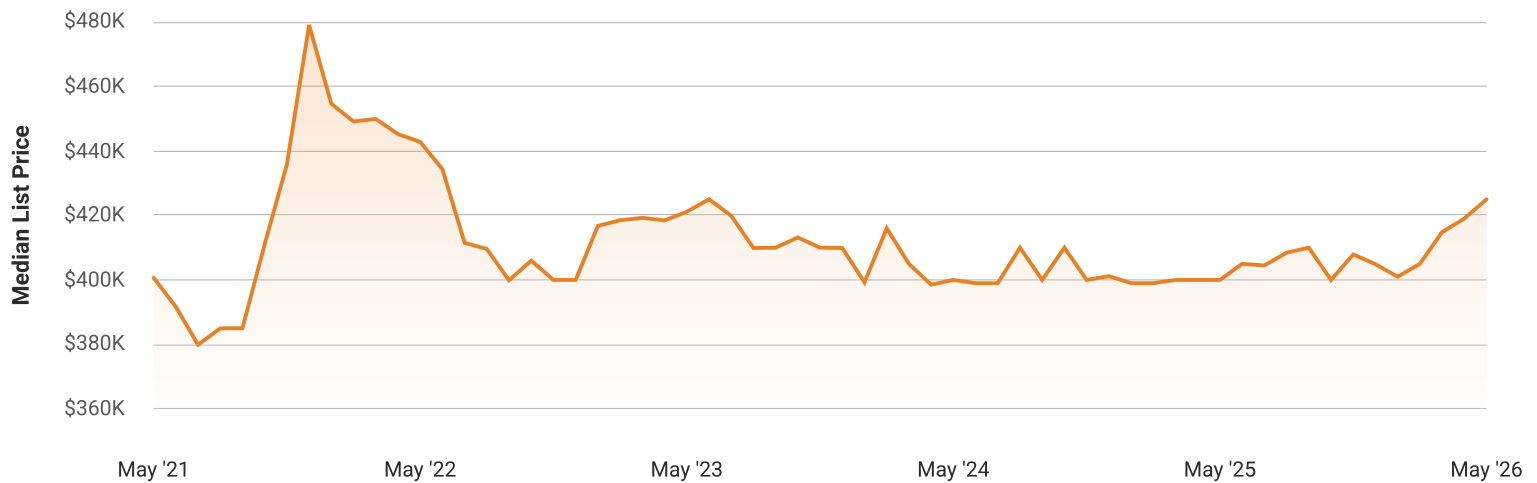
Single Family + Condo/Townhouse/Apt.

This graphic summarizes key statistics for properties that were in an active status on the last day of each month. RPR uses list date and a derived pending date to determine if the listing was active on the last day of the month. An end-of-month snapshot of active listings helps to understand inventory levels, price points and duration on the market.

Source: Listing sources

Update Frequency: Monthly

Median List Price - \$424,999 ↑ 1.4% Month over Month
--



Tomball, Texas

May 2026 Sold Listings

Tomball, Texas

Single Family + Condo/Townhouse/Apt.

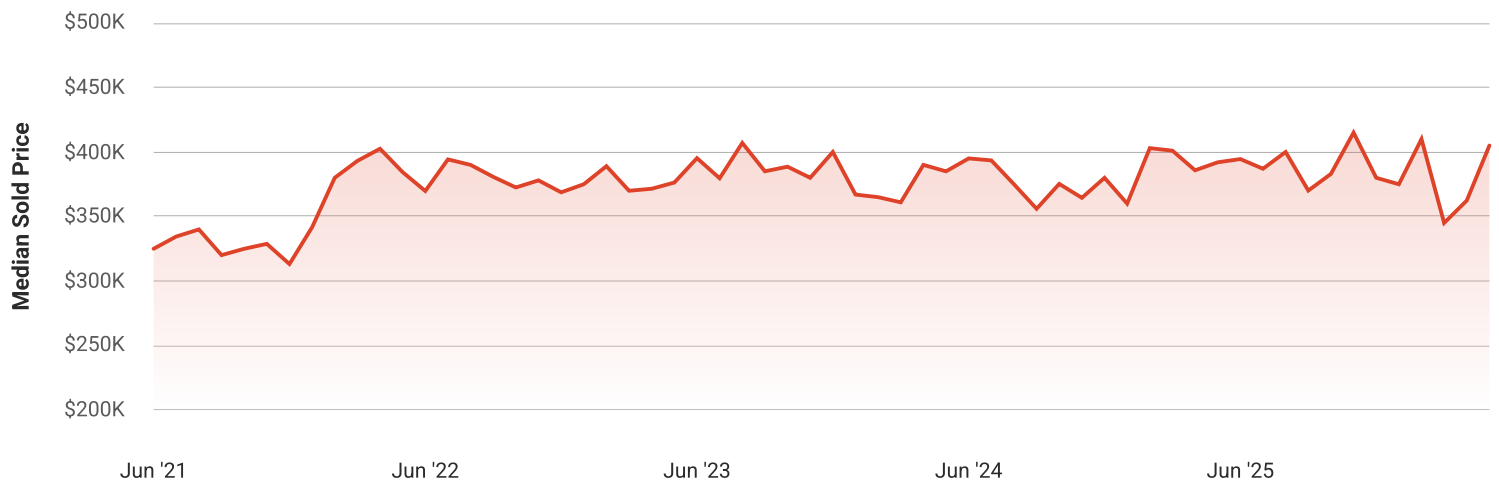
This graphic summarizes key statistics for properties that sold each month. RPR uses a derived sold date to determine when a property moved into a sold status within the given month. These statistics are important for understanding the price points on sold properties as well as the difference between the list price and sold price, which reveals whether buyers are paying over or under the asking price.

Source: Listing sources

Update Frequency: Monthly

Median Sold Price - \$405,000

↑ 11.8% Month over Month



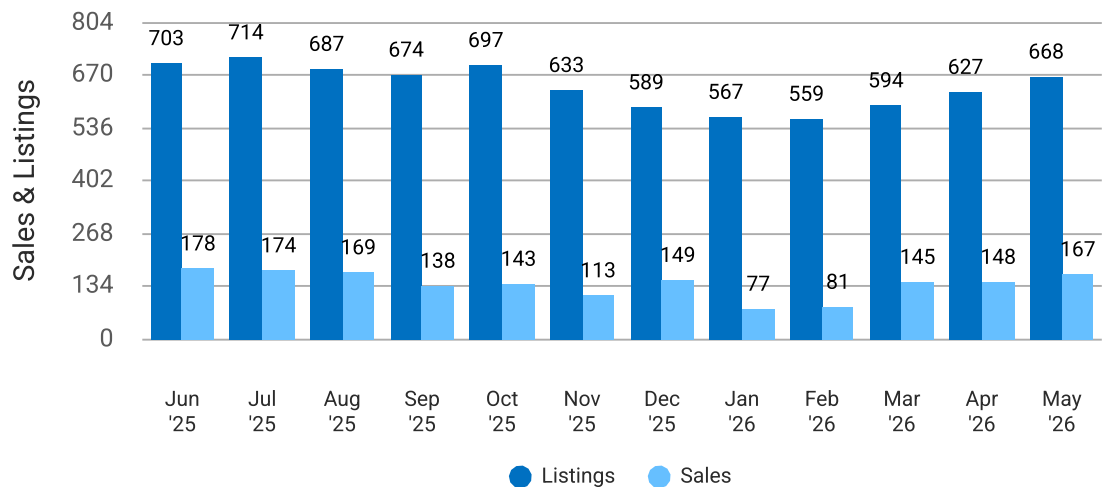
Total Sales and Active Listings in Tomball, Texas

Single Family + Condo/Townhouse/Apt.

This graph compares the number of sales with the number of active listings in the local market.

Source: MLS data where licensed

Update Frequency: Monthly



Tomball, Texas

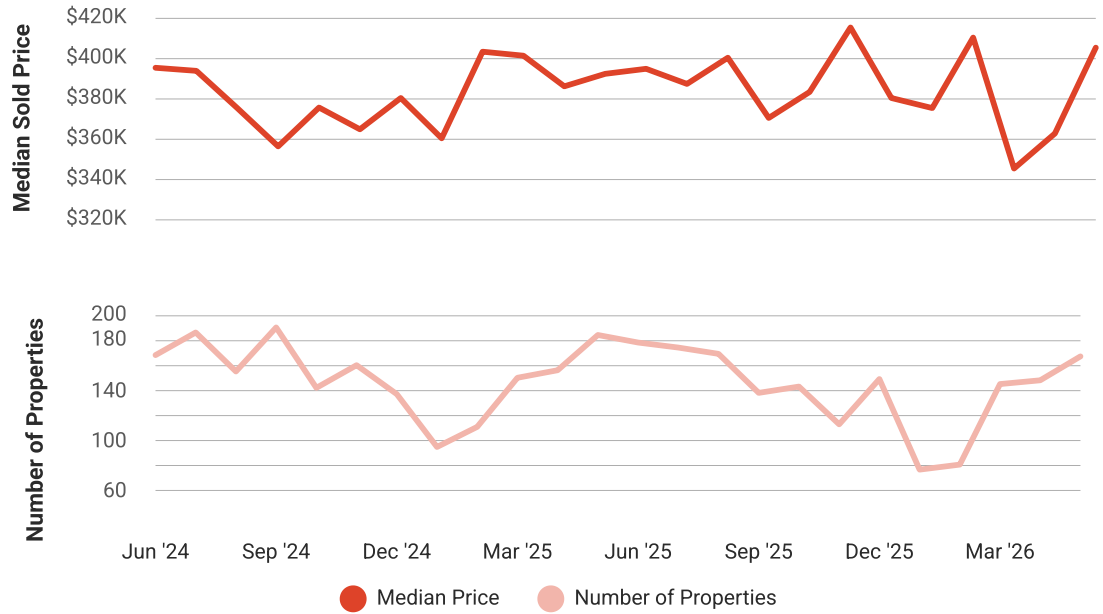
Median Sold Price vs Sold Listings in Tomball, Texas

Single Family + Condo/Townhouse/Apt.

This chart compares the trend of median sold price and number of sold listings for the given location.

Source: Listing Data

Update Frequency: Monthly



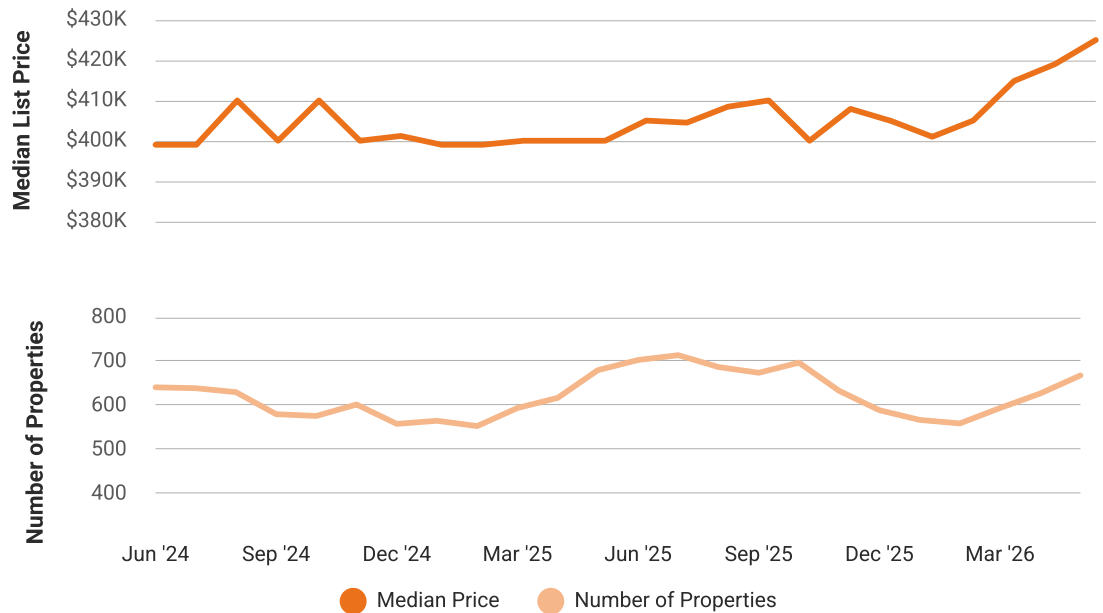
Median List Price vs Active Listings in Tomball, Texas

Single Family + Condo/Townhouse/Apt.

This chart compares the trend of median list price and number of active properties for the given location.

Source: Listing Data

Update Frequency: Monthly



Tomball, Texas

Market Snapshot

Value and Price Changes

	Current	Last Month	Last 3 Months	Last 12 Months	Last 24 Months	Last 36 Months
Median Est. Property Value Last Updated: 5/31/2026	\$361,220	\$355,190 +1.7%	\$371,070 -2.65%	\$381,890 -5.41%	\$364,850 -0.99%	\$369,850 -2.33%
Median Sold Price Last Updated: 5/31/2026	\$405,000	\$362,394 +11.76%	\$410,000 -1.22%	\$392,000 +3.32%	\$385,000 +5.19%	\$376,317 +7.62%
Median List Price Last Updated: 5/31/2026	\$424,999	\$419,000 +1.43%	\$405,000 +4.94%	\$400,000 +6.25%	\$400,000 +6.25%	\$421,115 +0.92%

About this Data: Because some brokerages may choose not to include their MLS listing content within the RPR platform, the analysis contained in this report may not have been created using all the available listing data within this geographical market. Median estimated property values are generated by a valuation model and are not formal appraisals. Valuations are based on public records and MLS data where licensed. The Metrics displayed here reflect **All Residential Single Family, Condo, Townhouse and Apartment properties** data.

Market Activity

Market Activity Filters

Sort Order: Date

Maximum Properties Per Change Type: 10

Change Types: New Listings, Pending, Closed, Distressed

Property Types: Single Family, Condo/Townhouse/Apt

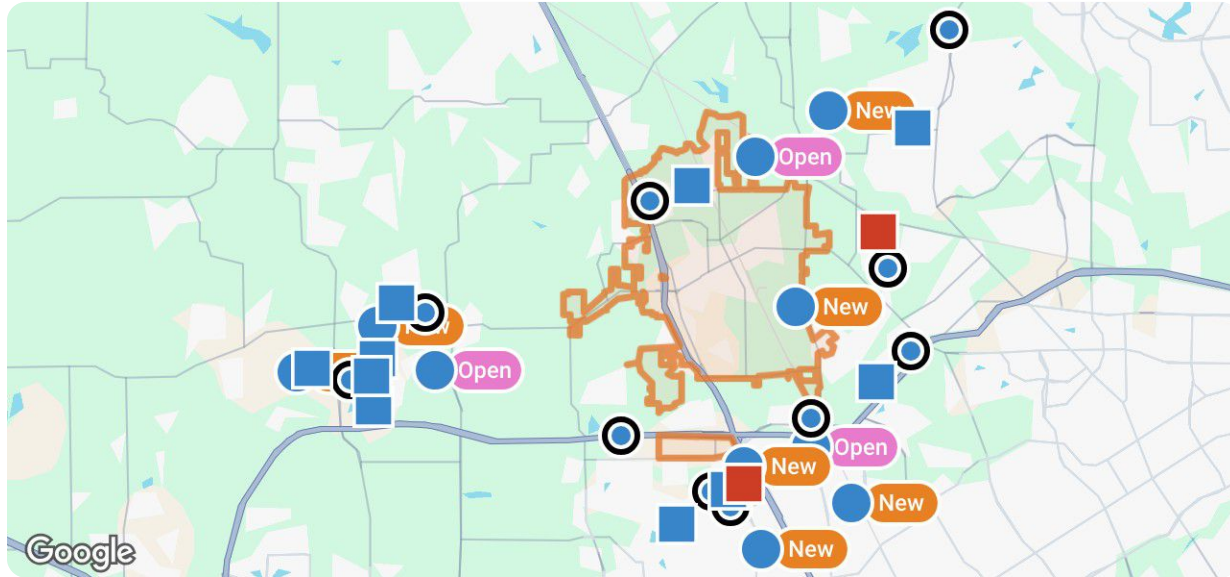
Property Features: Sale Price: Any, Lease Price: Any, Beds: Any, Baths: Any, Living Area: Any, Lot Size (acre): Any, Year Built: Any



Tomball, Texas

Summary

For Sale Activity in the Last 3 Months



Legend

- For Sale
- For Sale Pending
- Recently Closed
- Distressed

	New	Pending	Closed	Distressed
Number of Properties	10	10	10	2
Lowest Listing Price / Est.Value	\$300,000	\$265,000	\$280,000	\$152,000
Median Listing Price / Est.Value	\$419,632	\$448,275	\$382,500	\$274,950
Highest Listing Price / Est.Value	\$699,990	\$575,000	\$1,325,000	\$397,900
Average Price / sqft	\$182	\$188	\$188	\$95
Median Price / sqft	\$178	\$180	\$166	\$95
Average Days in RPR	1	38	53	-
Median Days in RPR	1	24	26	-
Total Volume	\$4,311,058	\$4,374,549	\$4,745,200	\$549,900
Source	Listings	Listings	Public Records & Listings	Public Records & Listings

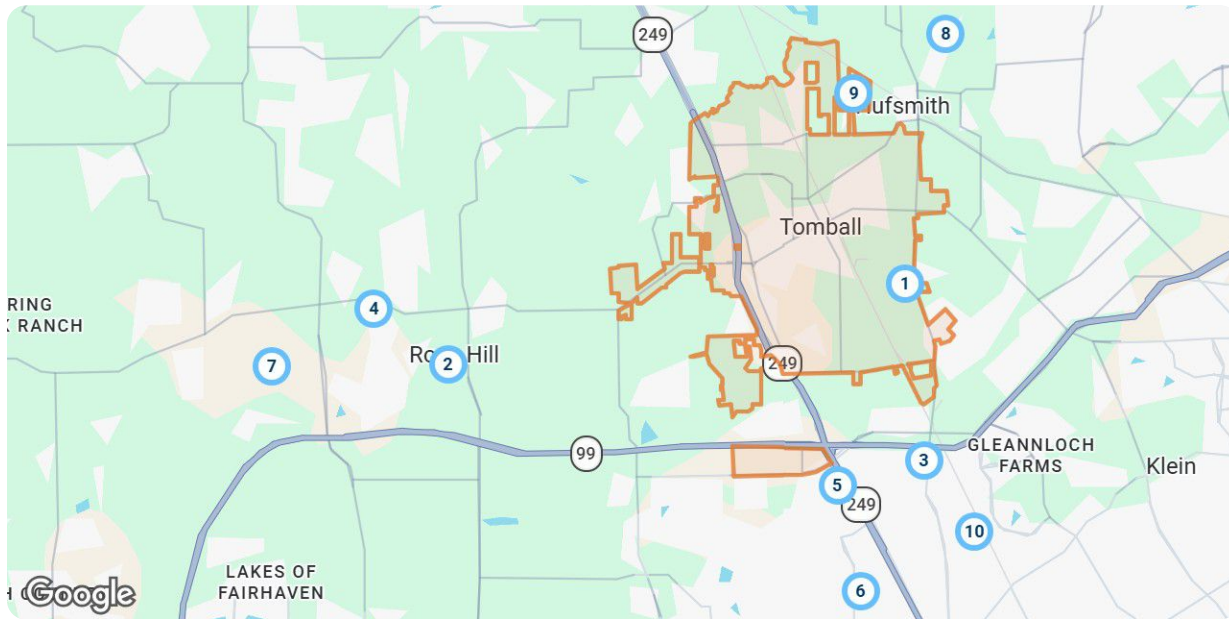


Tomball, Texas

Market Activity Breakdown






New

Source: Listings



Legend

● Active For Sale

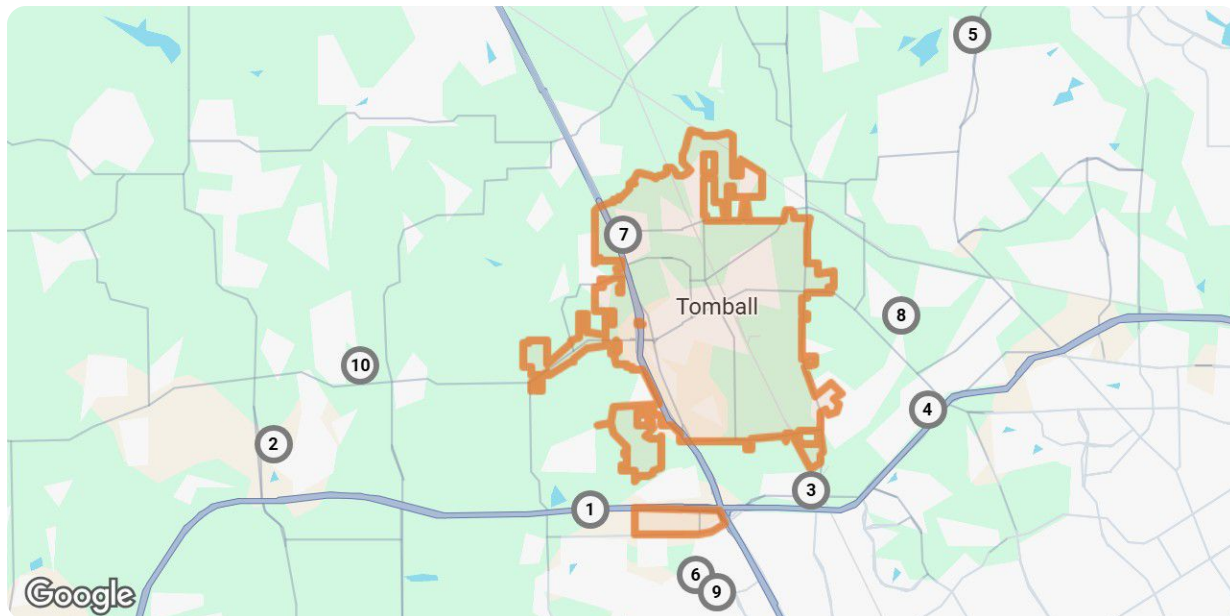
New: 10 properties		Property Type	Beds / Baths	Living Area (sq ft)	Lot Size	Year Built	List Date / Days in RPR	List Price / \$ Per Sq Ft
1	 <p>22822 Alderdale Ln Tomball, TX 77375 MLS ID: 63588879 ● Active / For Sale</p> <p><i>Listing Courtesy of Roots Brokerage</i></p>	Single Family	5/5	4,000	0.39 acres	2016	6/5/2026 1 day	\$699,990 \$175/sq ft
2	 <p>9411 Brannok Ln Tomball, TX 77375 MLS ID: 78686331 ● Active / For Sale</p> <p><i>Listing Courtesy of Grand Terra Realty</i></p>	Single Family	4/4	3,969	8,089 sqft	2014	6/5/2026 1 day	\$498,999 \$126/sq ft
3	 <p>18902 Callepine Ln Tomball, TX 77377 MLS ID: 45042854 ● Active / For Sale</p> <p><i>Listing Courtesy of Walzel Properties - Corporate Office</i></p>	Single Family	3/2	1,678	6,713 sqft	2006	6/5/2026 1 day	\$300,000 \$179/sq ft
4	 <p>12254 Cardston Ct Tomball, TX 77377 MLS ID: 43249172 ● Active / For Sale</p> <p><i>Listing Courtesy of BuyBroker</i></p>	Single Family	3/3	1,828	4,400 sqft	1995	6/5/2026 1 day	\$324,900 \$178/sq ft
5	 <p>Eagle Shores Dr Tomball, TX 77377 MLS ID: 8127560 ● Active / For Sale</p> <p><i>Listing Courtesy of Beazer Homes</i></p>	Single Family	4/4	2,572	5,767 sqft	2026	6/5/2026 1 day	\$459,831 \$179/sq ft



New: 10 properties		Property Type	Beds / Baths	Living Area (sq ft)	Lot Size	Year Built	List Date / Days in RPR	List Price / \$ Per Sq Ft
	 Eagle Shores Dr Tomball, TX 77377 MLS ID: 56807258 ● Active / For Sale <i>Listing Courtesy of Beazer Homes</i>	Single Family	3/3	1,973	5,401 sqft	2026	6/5/2026 1 day	\$404,106 \$205/sq ft
	 Eagle Shores Dr Tomball, TX 77377 MLS ID: 17141412 ● Active / For Sale <i>Listing Courtesy of Beazer Homes</i>	Single Family	3/2	1,610	5,502 sqft	2026	6/5/2026 1 day	\$372,999 \$232/sq ft
	 20323 Gray Yearling Trl Tomball, TX 77377 MLS ID: 60140706 ● Active / For Sale <i>Listing Courtesy of Core Properties</i>	Single Family	4/3	2,647	7,292 sqft	2020	6/5/2026 1 day	\$465,000 \$176/sq ft
	 21123 Iberian Magpie Trl Tomball, TX 77377 MLS ID: 47110841 ● Active / For Sale <i>Listing Courtesy of Beazer Homes</i>	Single Family	4/3	2,754	-	2026	6/5/2026 1 day	\$435,157 \$158/sq ft
	 21203 Iberian Magpie Trl Tomball, TX 77377 MLS ID: 64042492 ● Active / For Sale <i>Listing Courtesy of Beazer Homes</i>	Single Family	3/2	1,633	-	2026	6/5/2026 1 day	\$350,076 \$214/sq ft

Pending








Source: Listings



Legend

● Pending

Tomball, Texas

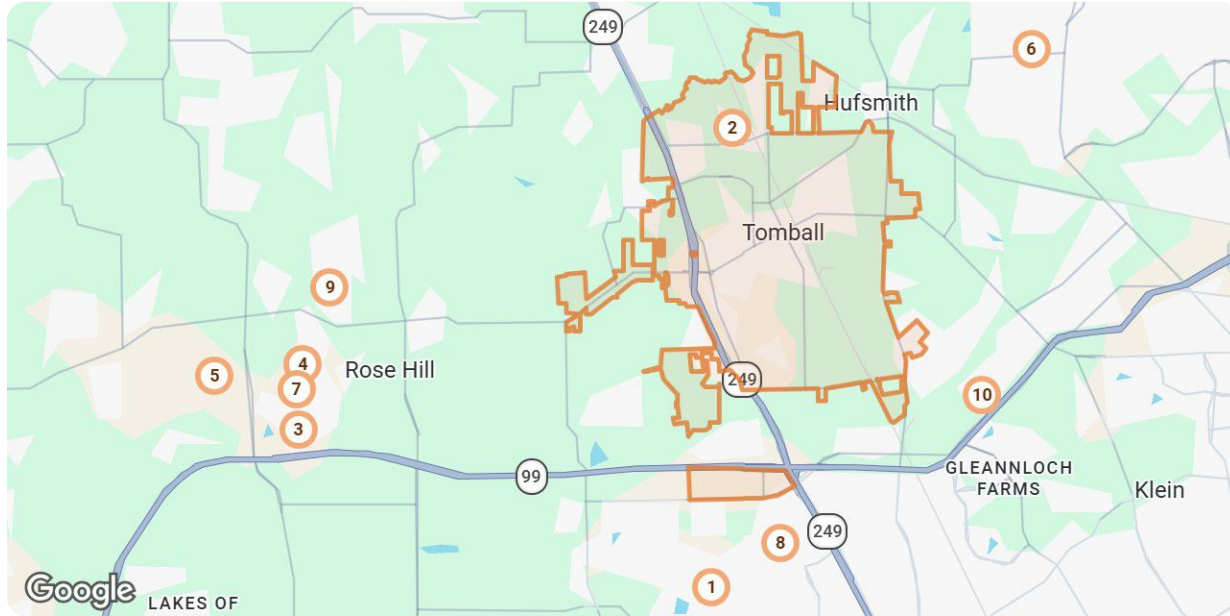
Pending: 10 properties		Property Type	Beds / Baths	Living Area (sq ft)	Lot Size / Year Built	List Date	List Price / \$ Per Sq Ft	Pending Date / Days in RPR
1	 <p>51 Handbridge Pl Tomball, TX 77375 MLS ID: 62864436 Pending / For Sale</p> <p><i>Listing Courtesy of Redfin Corporation</i></p>	Single Family	4/4	2,553	9,261 sqft 2011	3/27/2026	\$499,000 \$195/sq ft	6/5/2026 70 days
2	 <p>10619 Dawn Pine Forest Trl Tomball, TX 77375 MLS ID: 51465587 Pending / For Sale</p> <p><i>Listing Courtesy of Texas Five Star Properties, LLC</i></p>	Single Family	3/2	1,593	4,591 sqft 2018	5/9/2026	\$265,000 \$166/sq ft	6/4/2026 26 days
3	 <p>3 Pinestead Ct Tomball, TX 77375 MLS ID: 67169180 Pending / For Sale</p> <p><i>Listing Courtesy of Keller Williams Realty The Woodlands</i></p>	Single Family	3/2	2,249	9,187 sqft 2014	5/27/2026	\$565,000 \$251/sq ft	6/4/2026 8 days
4	 <p>11027 Spell Rd Tomball, TX 77375 MLS ID: 92654130 Pending / For Sale</p> <p><i>Listing Courtesy of Keller Williams Realty Professionals</i></p>	Single Family	3/3	2,158	1 acre 1997	5/7/2026	\$575,000 \$266/sq ft	6/4/2026 28 days
5	 <p>10010 Blissfull Valley Ln Tomball, TX 77375 MLS ID: 9796404 Pending / For Sale</p> <p><i>Listing Courtesy of Better Homes and Gardens Real Estate Gary Greene - Cypress</i></p>	Single Family	3/2	1,726	5,249 sqft 2010	5/29/2026	\$280,000 \$162/sq ft	6/3/2026 5 days
6	 <p>Bridle Rose Trl Tomball, TX 77377 MLS ID: 16070078 Pending / For Sale</p> <p><i>Listing Courtesy of Beazer Homes</i></p>	Single Family	4/3	2,175	5,915 sqft 2026	5/12/2026	\$421,549 \$194/sq ft	6/3/2026 22 days
7	 <p>20831 Camelot Legend Dr Tomball, TX 77375 MLS ID: 27873833 Pending / For Sale</p> <p><i>Listing Courtesy of Inc Realty</i></p>	Single Family	4/4	3,704	9,156 sqft 2015	1/9/2026	\$399,000 \$108/sq ft	6/3/2026 145 days
8	 <p>532 Carrell St Tomball, TX 77375 MLS ID: 52341173 Pending / For Sale</p> <p><i>Listing Courtesy of Martha Turner Sotheby's International Realty - The Woodlands</i></p>	Single Family	3/3	1,935	0.33 acres 2022	5/18/2026	\$495,000 \$256/sq ft	6/3/2026 16 days
9	 <p>13602 Lake Vista Dr Tomball, TX 77377 MLS ID: 61890022 Pending / For Sale</p> <p><i>Listing Courtesy of RE/MAX Integrity</i></p>	Single Family	4/3	2,810	9,139 sqft 2005	4/16/2026	\$400,000 \$142/sq ft	6/3/2026 48 days
10	 <p>17407 Longs Peek Ct Tomball, TX 77377 MLS ID: 30809287 Pending / For Sale</p> <p><i>Listing Courtesy of LPT Realty, LLC</i></p>	Single Family	5/4	3,391	7,671 sqft 2000	5/27/2026	\$475,000 \$140/sq ft	6/3/2026 7 days



Tomball, Texas

Closed

Source: Public Records and Listings



Legend

● Closed

Closed: 10 properties		Property Type	Beds / Baths	Living Area (sq ft)	Lot Size / Year Built	Closed Date / Days in RPR	Closed Price / \$ Per Sq Ft	List to Sold Price %
1	 <p>9618 Brannok Ln Tomball, TX 77375 MLS ID: 48556799 Closed / For Sale</p> <p><i>Courtesy of Vicki Oldham Realty</i></p>	Single Family	3/2	2,534	0.31 acres 2013	6/5/2026 4 days	\$418,000 \$165/sq ft	-
2	 <p>18502 Cascade Timbers Ln Tomball, TX 77377 MLS ID: 24990863 Closed / For Sale</p> <p><i>Courtesy of Better Homes and Gardens Real Estate Gary Greene - Champions</i></p>	Single Family	4/2	2,380	8,960 sqft 2005	6/5/2026 21 days	\$375,000 \$158/sq ft	↓ 3.85%
3	 <p>8911 Finnery Dr Tomball, TX 77375 MLS ID: 91235997 Closed / For Sale</p> <p><i>Courtesy of Better Homes and Gardens Real Estate Gary Greene - Champions</i></p>	Single Family	3/2	1,686	5,502 sqft 2011	6/5/2026 46 days	\$280,000 \$166/sq ft	-
4	 <p>20307 Gray Yearling Trl Tomball, TX 77377 MLS ID: 63399972 Closed / For Sale</p> <p><i>Courtesy of KSP</i></p>	Single Family	4/3	2,269	7,214 sqft 2021	6/5/2026 10 days	\$430,000 \$190/sq ft	-
5	 <p>19110 Piney Way Dr Tomball, TX 77375 MLS ID: 94343854 Closed / For Sale</p> <p><i>Courtesy of Opendoor Brokerage, LLC</i></p>	Single Family	4/2	2,269	6,839 sqft 2003	6/4/2026 21 days	\$305,200 \$135/sq ft	↑ 0.07%

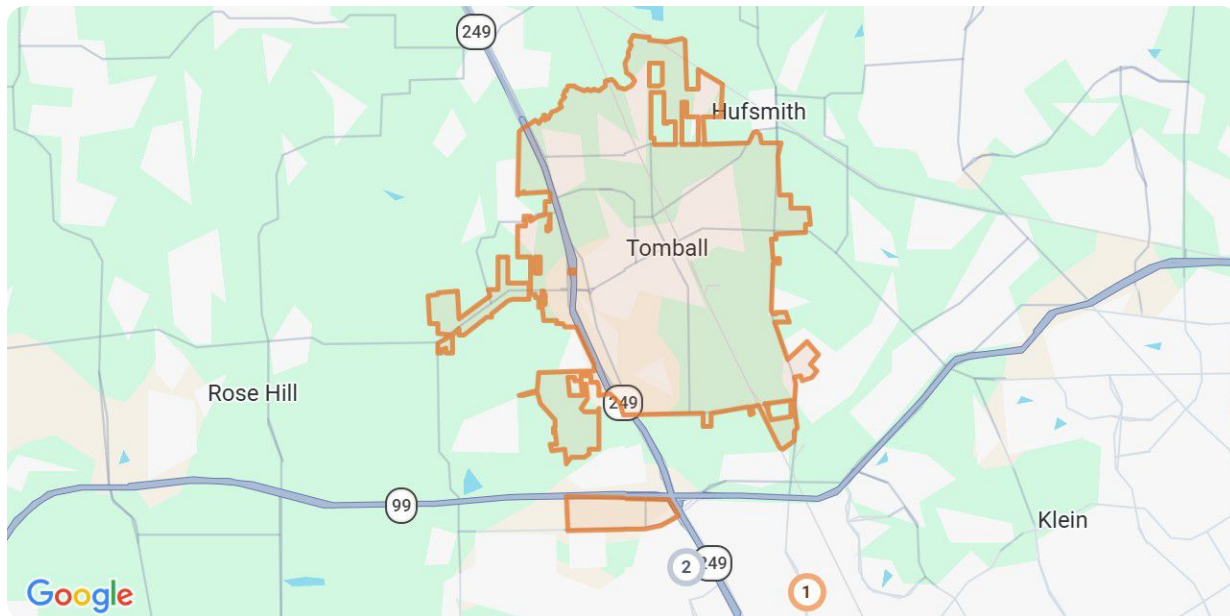


Tomball, Texas

Closed: 10 properties		Property Type	Beds / Baths	Living Area (sq ft)	Lot Size / Year Built	Closed Date / Days in RPR	Closed Price / \$ Per Sq Ft	List to Sold Price %
	 17914 Platinum Springs Dr Tomball, TX 77375 MLS ID: 56749574 Closed / For Sale <i>Courtesy of eXp Realty LLC</i>	Single Family	4/2	2,001	5,462 sqft 2003	6/4/2026 57 days	\$312,000 \$156/sq ft	↑ 4%
	 18615 Scarlet Meadow Ln Tomball, TX 77377 MLS ID: 23598695 Closed / For Sale <i>Courtesy of Jane Byrd Properties International LLC</i>	Single Family	4/2	1,783	5,419 sqft 2022	6/4/2026 76 days	\$280,000 \$157/sq ft	-
	 123 N Winter Sunrise Cir Tomball, TX 77375 MLS ID: 78836713 Closed / For Sale <i>Courtesy of Connect Realty.com</i>	Single Family	4/4	3,640	0.36 acres 2019	6/4/2026 20 days	\$1,325,000 \$364/sq ft	↓ 4.33%
	 10003 Banestone Blvd Tomball, TX 77375 MLS ID: 21744091 Closed / For Sale <i>Courtesy of Stanfield Properties</i>	Single Family	5/4	3,097	0.7 acres 2014	6/2/2026 31 days	\$630,000 \$203/sq ft	↓ 1.41%
	 31218 Gullwing Manor Dr Tomball, TX 77375 MLS ID: 18787498 Closed / For Sale <i>Courtesy of Bob Leonhardt Realty, LLC</i>	Single Family	4/2	2,118	9,043 sqft 2021	6/2/2026 248 days	\$390,000 \$184/sq ft	↓ 1.27%

Distressed

Source: Public Records and Listings





Legend

- Closed
- Off Market, Hold, Withdrawn, Expired, or Canceled

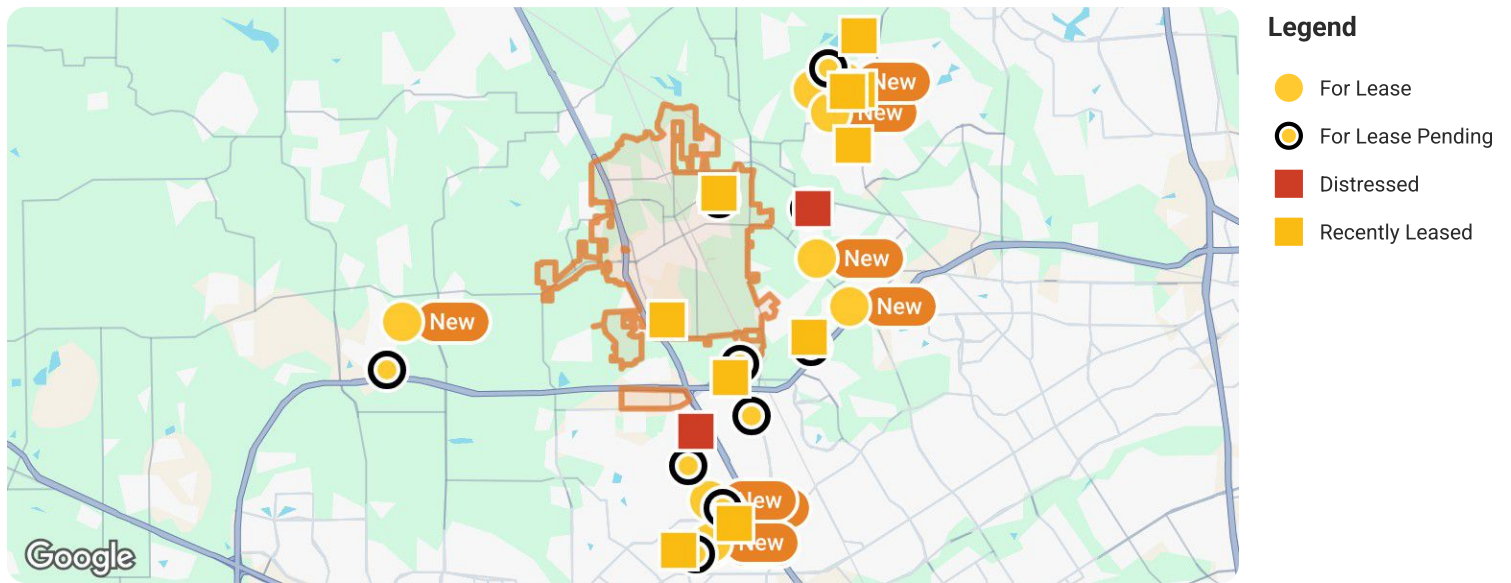


Tomball, Texas

Distressed: 2 properties		Property Type	Beds / Baths	Living Area (sq ft)	Lot Size / Year Built	List Date / Days in RPR	List Price / \$ Per Sq Ft	Distressed Date / Type
1	 <p>9903 Little Walnut Ln Tomball, TX 77375</p> <p>■ Closed / Public Record</p>	Single Family	4/2	2,084	10,250 sqft 2017	- - days	- \$145/sq ft	5/12/2026 Sold Date: 4/7/2026
2	 <p>11723 Canyon Breeze Dr Tomball, TX 77377</p> <p>■ Off Market / Public Record</p>	Single Family	4/4	3,390	9,365 sqft 1999	- - days	- \$117/sq ft	4/20/2026 Notice of Trustee Sale

Summary

For Lease Activity in the Last 3 Months



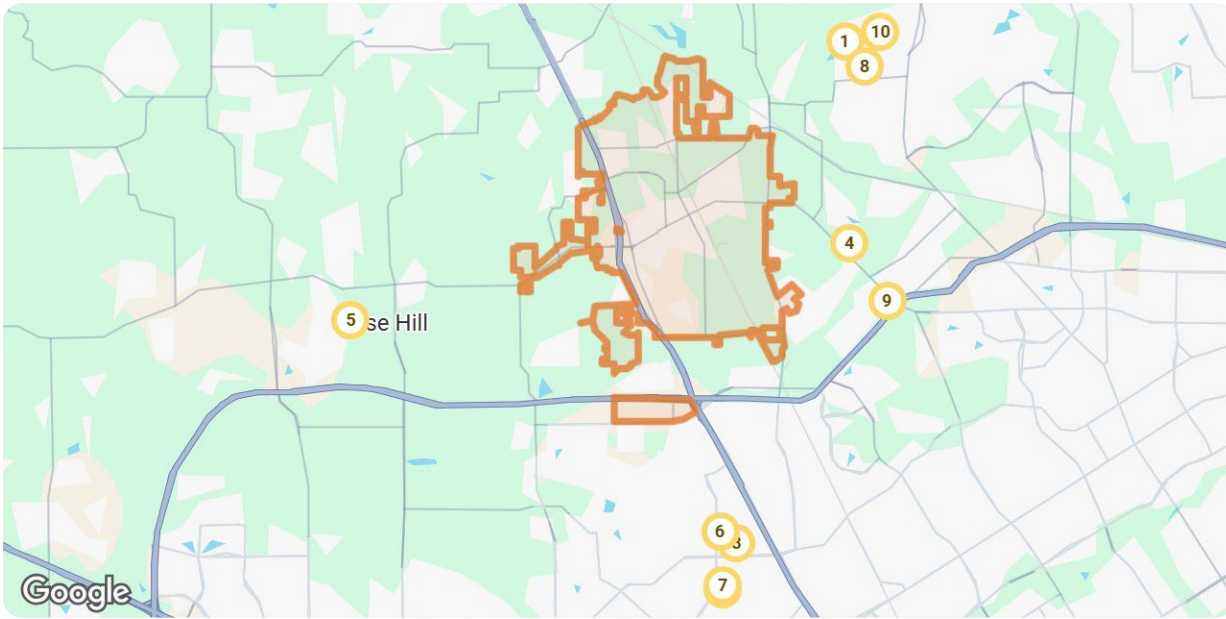
	New	Pending	Closed	Distressed
Number of Properties	10	10	10	2
Lowest Listing Price / Est.Value	\$1,995	\$1,875	\$1,750	\$152,000
Median Listing Price / Est.Value	\$2,325	\$2,470	\$2,288	\$274,950
Highest Listing Price / Est.Value	\$3,900	\$3,600	\$5,000	\$397,900
Average Price / sqft	\$1	\$1	\$1	\$95
Median Price / sqft	\$1	\$1	\$1	\$95
Average Days in RPR	1	33	77	-
Median Days in RPR	1	29	53	-
Total Volume	\$26,004	\$25,805	\$25,385	\$549,900
Source	Listings	Listings	Public Records & Listings	Public Records & Listings



Market Activity Breakdown

New

Source: Listings













Legend

● Active For Lease

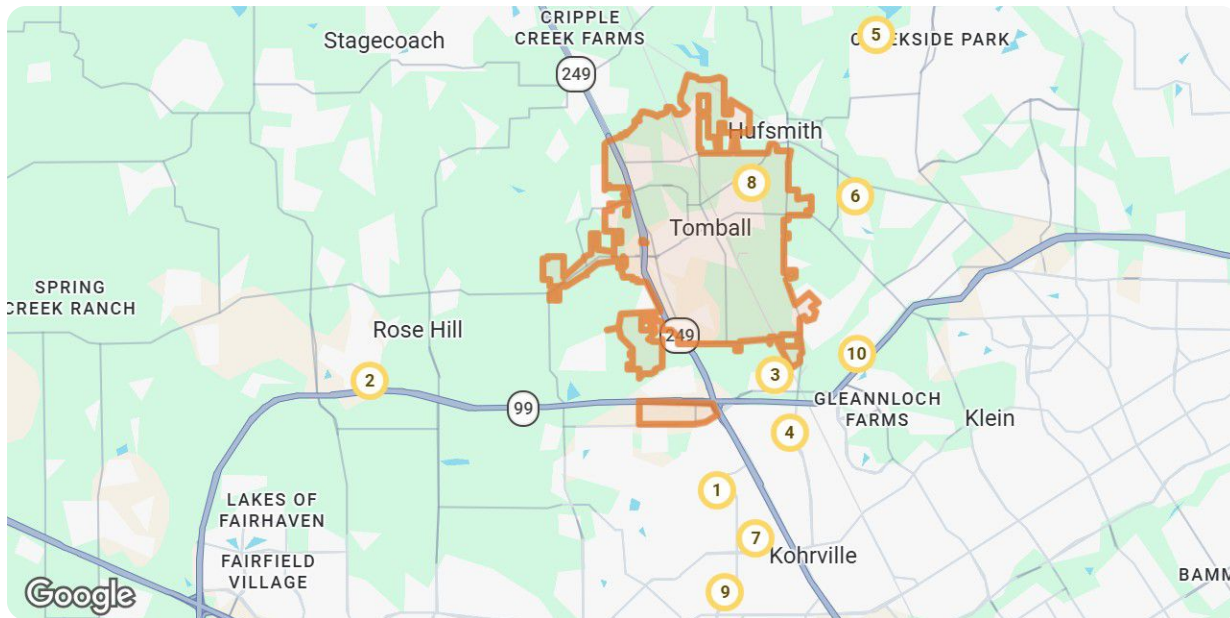
New: 10 properties		Property Type	Beds / Baths	Living Area (sq ft)	Lot Size	Year Built	List Date / Days in RPR	List Price / \$ Per Sq Ft
1	 <p>21018 Milazzo Park Trl Tomball, TX 77377 MLS ID: 45278697 ● Active / For Lease <i>Courtesy of Realm Real Estate Professionals - Katy</i></p>	Single Family	4/4	2,841	7,091 sqft	2024	6/6/2026 - days	\$3,600 mo. \$1/sq ft
2	 <p>11723 Armadale Dr Tomball, TX 77375 MLS ID: 49205315 ● Active / For Lease <i>Courtesy of Keller Williams Realty The Woodlands</i></p>	Single Family	4/3	1,628	3,510 sqft	2021	6/5/2026 1 day	\$2,350 mo. \$1/sq ft
3	 <p>12110 Bowsman Dr Tomball, TX 77377 MLS ID: 59360053 ● Active / For Lease <i>Courtesy of Walzel Properties - Corporate Office</i></p>	Single Family	3/3	1,674	4,543 sqft	2000	6/5/2026 1 day	\$2,075 mo. \$1/sq ft
4	 <p>22503 Miramar Bend Dr Tomball, TX 77375 MLS ID: 72758220 ● Active / For Lease <i>Courtesy of RE/MAX The Woodlands & Spring</i></p>	Single Family	4/4	3,072	5,998 sqft	2016	6/5/2026 1 day	\$2,800 mo. \$1/sq ft
5	 <p>8723 Rollick Dr Tomball, TX 77375 MLS ID: 7414892 ● Active / For Lease <i>Courtesy of Cowmen Group</i></p>	Single Family	3/2	1,513	5,501 sqft	2008	6/5/2026 1 day	\$2,135 mo. \$1/sq ft

Tomball, Texas

New: 10 properties		Property Type	Beds / Baths	Living Area (sq ft)	Lot Size	Year Built	List Date / Days in RPR	List Price / \$ Per Sq Ft
	 <p>9835 Willow Creek Commerce I Tomball, TX 77375 MLS ID: 38479312 ● Active / For Lease</p> <p><i>Courtesy of TAH Texas Services, LLC</i></p>	Single Family	3/3	1,667	-	2023	6/5/2026 1 day	\$2,299 mo. \$1/sq ft
	 <p>11739 Armadale Dr Tomball, TX 77375 MLS ID: 9830578 ● Active / For Lease</p> <p><i>Courtesy of Archway Real Estate Group LLC</i></p>	Single Family	4/3	2,032	3,510 sqft	2021	6/4/2026 2 days	\$2,250 mo. \$1/sq ft
	 <p>17722 Hattusas Ln Tomball, TX 77377 MLS ID: 70314184 ● Active / For Lease</p> <p><i>Courtesy of Realm Real Estate Professionals - Katy</i></p>	Single Family	5/4	2,610	7,486 sqft	2024	6/4/2026 2 days	\$2,600 mo. \$1/sq ft
	 <p>10206 N Pine Ivy Ln Tomball, TX 77375 MLS ID: 42735634 ● Active / For Lease</p> <p><i>Courtesy of Keller Williams Realty Professionals</i></p>	Single Family	3/2	1,532	5,776 sqft	2008	6/4/2026 2 days	\$1,995 mo. \$1/sq ft
	 <p>7 Whispering Thicket Pl Tomball, TX 77375 MLS ID: 47766323 ● Active / For Lease</p> <p><i>Courtesy of ELDA Realty</i></p>	Single Family	4/4	3,335	7,771 sqft	2014	6/4/2026 2 days	\$3,900 mo. \$1/sq ft

Pending











Source: Listings



Legend

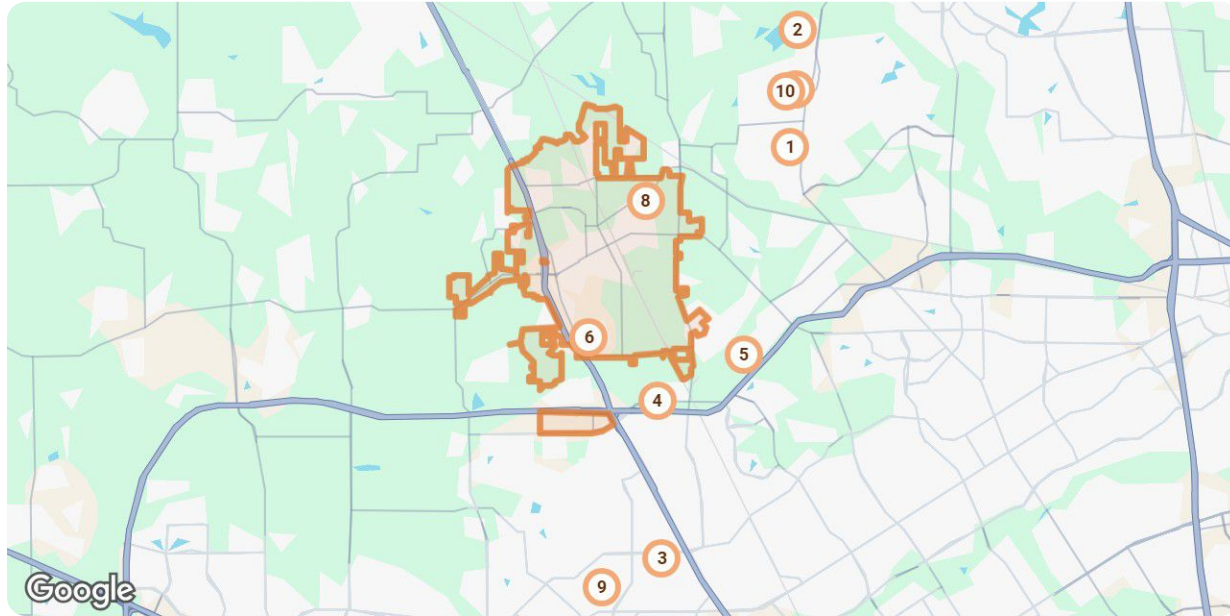
● Active For Lease



Pending: 10 properties		Property Type	Beds / Baths	Living Area (sq ft)	Lot Size / Year Built	List Date	List Price / \$ Per Sq Ft	Pending Date / Days in RPR
1	 <p>10210 Berrypatch Ln Tomball, TX 77375 MLS ID: 4012755 Pending / For Lease</p> <p><i>Courtesy of Investor Asset Management of Texas</i></p>	Single Family	3/2	1,708	5,113 sqft 2002	5/14/2026	\$1,875 mo. \$1/sq ft	6/5/2026 22 days
2	 <p>12506 Opal Valley Dr Tomball, TX 77377 MLS ID: 2181278 Pending / For Lease</p> <p><i>Courtesy of Southern Star Realty</i></p>	Single Family	4/2	2,715	8,019 sqft 2005	6/2/2026	\$2,450 mo. \$1/sq ft	6/5/2026 3 days
3	 <p>130 Cedar Hammock Trl Tomball, TX 77375 MLS ID: 44240578 Pending / For Lease</p> <p><i>Courtesy of Grand Terra Realty</i></p>	Single Family	4/4	2,376	6,591 sqft 2021	5/11/2026	\$3,600 mo. \$2/sq ft	6/4/2026 24 days
4	 <p>19807 Palomino Prairie Trl Tomball, TX 77377 MLS ID: 20847752 Pending / For Lease</p> <p><i>Courtesy of White Picket Realty LLC</i></p>	Single Family	4/2	1,766	6,072 sqft 2024	3/6/2026	\$2,490 mo. \$1/sq ft	6/4/2026 90 days
5	 <p>35 Silver Rock Dr Tomball, TX 77375 MLS ID: 256073 Pending / For Lease</p> <p><i>Courtesy of TexasRenters.com, LLC</i></p>	Condo/Townhouse/Apt.	3/3	2,062	6,642 sqft 2016	5/4/2026	\$3,200 mo. \$2/sq ft	6/4/2026 31 days
6	 <p>20430 Avelignese Way Tomball, TX 77377 MLS ID: 86684519 Pending / For Lease</p> <p><i>Courtesy of Keller Williams Realty Metropolitan</i></p>	Single Family	4/3	2,504	6,499 sqft 2022	4/21/2026	\$3,150 mo. \$1/sq ft	6/3/2026 43 days
7	 <p>19819 Palomino Prairie Trl Tomball, TX 77377 MLS ID: 39624875 Pending / For Lease</p> <p><i>Courtesy of JLA Realty</i></p>	Single Family	3/3	2,069	6,072 sqft 2024	4/28/2026	\$2,950 mo. \$1/sq ft	6/3/2026 36 days
8	 <p>23714 Shortleaf Pine Dr Tomball, TX 77375 MLS ID: 52195489 Pending / For Lease</p> <p><i>Courtesy of Vista Realty & Management LLC</i></p>	Single Family	3/2	1,688	5,501 sqft 2018	5/26/2026	\$2,195 mo. \$1/sq ft	6/3/2026 8 days
9	 <p>11831 Brantley Haven Dr Tomball, TX 77375 MLS ID: 46629409 Pending / For Lease</p> <p><i>Courtesy of Cowmen Group</i></p>	Single Family	3/3	1,803	5,593 sqft 2002	5/6/2026	\$1,895 mo. \$1/sq ft	6/2/2026 27 days
10	 <p>25803 Hickory Pecan Trl Tomball, TX 77375 MLS ID: 17184110 Pending / For Lease</p> <p><i>Courtesy of PAK Home Realty</i></p>	Single Family	3/2	1,373	5,000 sqft 2021	4/16/2026	\$2,000 mo. \$1/sq ft	6/2/2026 47 days

Closed

Source: Public Records and Listings



Legend

● Closed

Closed: 10 properties		Property Type	Beds / Baths	Living Area (sq ft)	Lot Size / Year Built	Closed Date / Days in RPR	Closed Price / \$ Per Sq Ft	List to Sold Price %
1	 <p>20211 Ray Falls Dr Tomball, TX 77375 MLS ID: 12248918 ■ Closed / For Lease <i>Courtesy of AIM Realty, INC -Rental</i></p>	Single Family	4/2	2,317	5,431 sqft 2014	6/3/2026 47 days	- \$1/sq ft	-
2	 <p>17326 Granberry Gate Dr Tomball, TX 77377 MLS ID: 92572513 ■ Closed / For Lease <i>Courtesy of Open House Texas Property Management LLC</i></p>	Single Family	3/2	2,232	6,599 sqft 1999	6/2/2026 69 days	- \$1/sq ft	-
3	 <p>11910 Amber Oak Way Tomball, TX 77375 MLS ID: 14694406 ■ Closed / For Lease <i>Courtesy of Texas Legacy Properties</i></p>	Condo/Townhouse/Apt.	3/3	1,733	5,972 sqft 2023	6/1/2026 15 days	- \$1/sq ft	-
4	 <p>18918 Bluestone Hollow Ln Tomball, TX 77377 MLS ID: 32269459 ■ Closed / For Lease <i>Courtesy of Northpoint Asset Management</i></p>	Single Family	3/2	1,585	5,327 sqft 2011	6/1/2026 1 day	- \$1/sq ft	-
5	 <p>19410 Bold River Rd Tomball, TX 77375 MLS ID: 92519749 ■ Closed / For Lease <i>Courtesy of LPT Realty, LLC</i></p>	Single Family	3/3	1,442	4,186 sqft 2006	6/1/2026 142 days	- \$1/sq ft	-

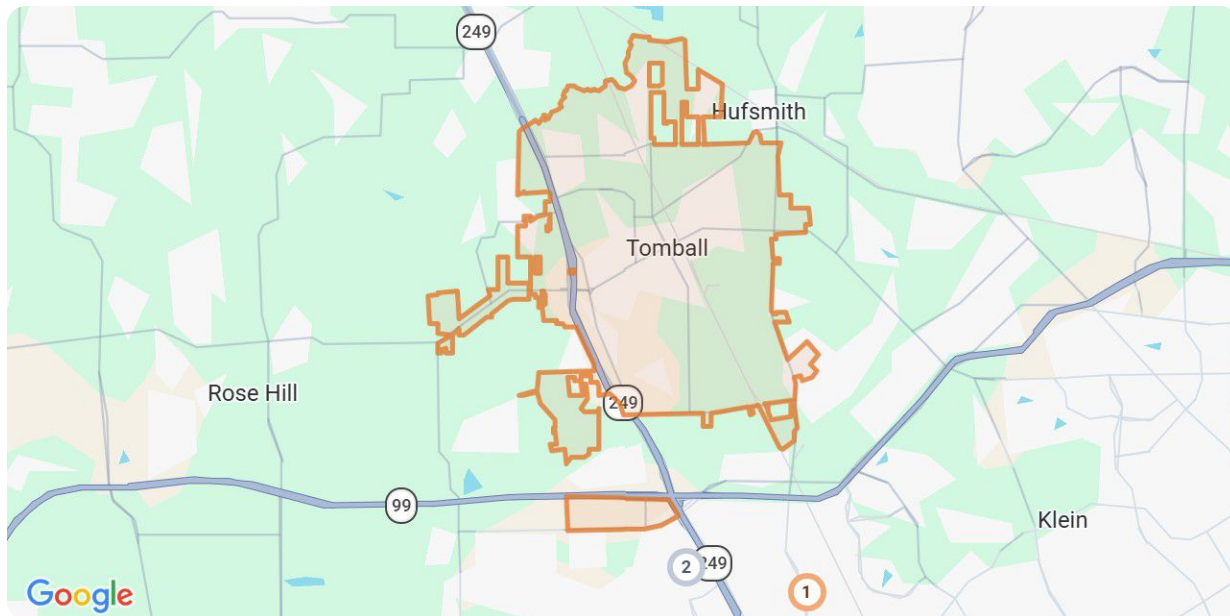


Tomball, Texas

Closed: 10 properties		Property Type	Beds / Baths	Living Area (sq ft)	Lot Size / Year Built	Closed Date / Days in RPR	Closed Price / \$ Per Sq Ft	List to Sold Price %
	 <p>73 Botanical Vista Dr Tomball, TX 77375 MLS ID: 31094620 Closed / For Lease</p> <p><i>Courtesy of Houston Homes Legacy Group LLC</i></p>	Single Family	4/4	3,276	7,416 sqft 2019	6/1/2026 170 days	- \$2/sq ft	-
	 <p>11634 Braemar Village Dr Tomball, TX 77375 MLS ID: 95154659 Closed / For Lease</p> <p><i>Courtesy of Keller Williams Memorial</i></p>	Single Family	4/3	2,626	3,410 sqft 2021	6/1/2026 20 days	- \$1/sq ft	-
	 <p>8307 Cove Timbers Ln Tomball, TX 77375 MLS ID: 20614452 Closed / For Lease</p> <p><i>Courtesy of Silberman Realty</i></p>	Single Family	3/3	2,344	6,599 sqft 2005	6/1/2026 227 days	- \$1/sq ft	-
	 <p>19111 Friesian Stallion Ln Tomball, TX 77377 MLS ID: 78745273 Closed / For Lease</p> <p><i>Courtesy of RE/MAX Universal</i></p>	Single Family	3/2	1,743	6,063 sqft 2021	6/1/2026 58 days	- \$1/sq ft	-
	 <p>55 Hearthwick Pl Tomball, TX 77375 MLS ID: 15227748 Closed / For Lease</p> <p><i>Courtesy of Real Property Management Houston</i></p>	Single Family	4/2	2,449	0.58 acres 2010	6/1/2026 16 days	- \$1/sq ft	-

Distressed

Source: Public Records and Listings





Legend

- Closed
- Off Market, Hold, Withdrawn, Expired, or Canceled



Tomball, Texas

Distressed: 2 properties		Property Type	Beds / Baths	Living Area (sq ft)	Lot Size / Year Built	List Date / Days in RPR	List Price / \$ Per Sq Ft	Distressed Date / Type
1	 <p>9903 Little Walnut Ln Tomball, TX 77375 Closed / Public Record</p>	Single Family	4/2	2,084	10,250 sqft 2017	- - days	- \$145/sq ft	5/12/2026 Sold Date: 4/7/2026
2	 <p>11723 Canyon Breeze Dr Tomball, TX 77377 Off Market / Public Record</p>	Single Family	4/4	3,390	9,365 sqft 1999	- - days	- \$117/sq ft	4/20/2026 Notice of Trustee Sale

About RPR

- RPR® is the nation's largest property database, exclusively for REALTORS®. It empowers REALTORS® to help buyers and sellers make informed decisions, backed by a real estate database covering more than 160 million residential and commercial properties in the United States.
- RPR is a wholly owned subsidiary of the National Association of REALTORS® and a member benefit to REALTORS®.
- RPR's data sources range from MLSs and county-level tax and assessment offices, to the U.S. Census and FEMA, to specialty data set providers such as Esri (consumer data), Niche (school information) and Precisely (geographic boundaries).

Learn More

For more information about RPR, please visit RPR's public website: <https://blog.narrpr.com>

