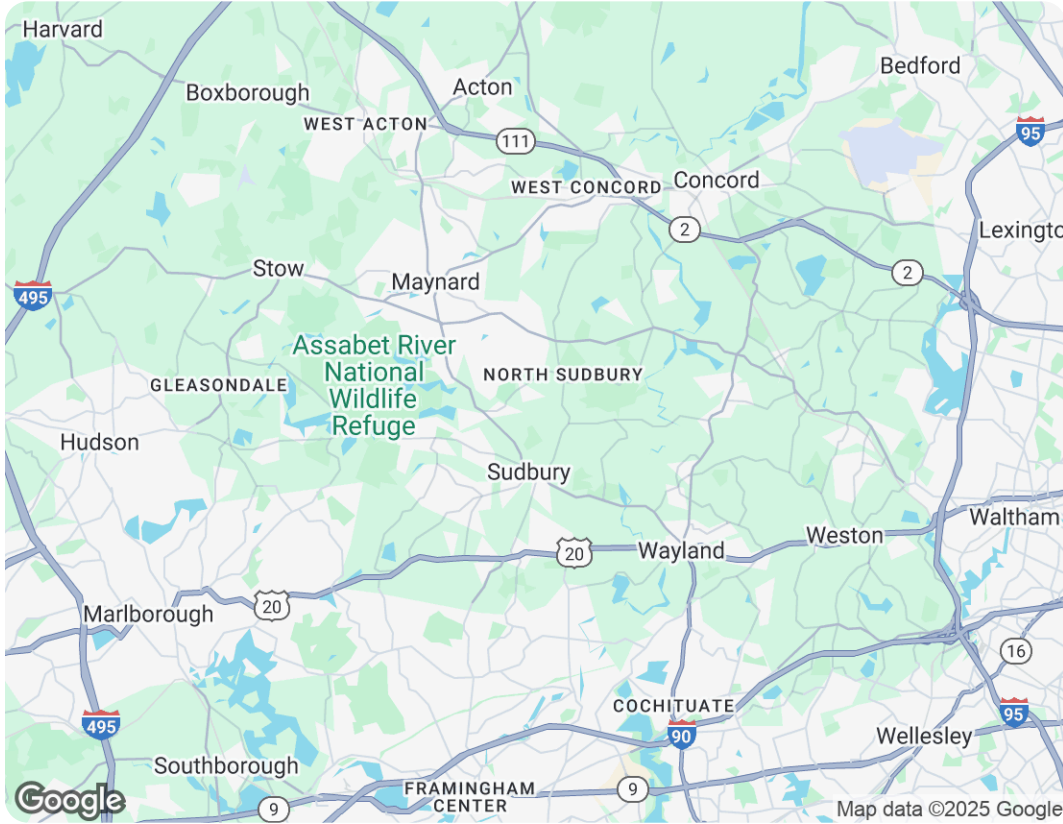


Sudbury, Massachusetts



Ted Raad

Realtor - Luxury Specialist

Massachusetts Real Estate License #9588307

📞 Mobile (508) 494-9943

✉️ ted@tedraadhomes.com

🌐 <https://tedraadhomes.com>



eXp Realty - Ted Raad Homes

361 Newbury Street

5th Floor

Boston, MA 02115

Sudbury, Massachusetts

Market Trends

Market Trends for Sudbury, Massachusetts

Single Family Residence

October 2025

Market Type

Seller's Market

Balanced Market

Buyer's Market

Key Details

Months of Inventory

1.77

↑ 6.63% MoM

Sold to List Price %

99.4%

↑ 3.27% MoM

Median Days in RPR

18

↓ 33.33% MoM

Median Sold Price

\$1,345,000

↑ 12.08% MoM

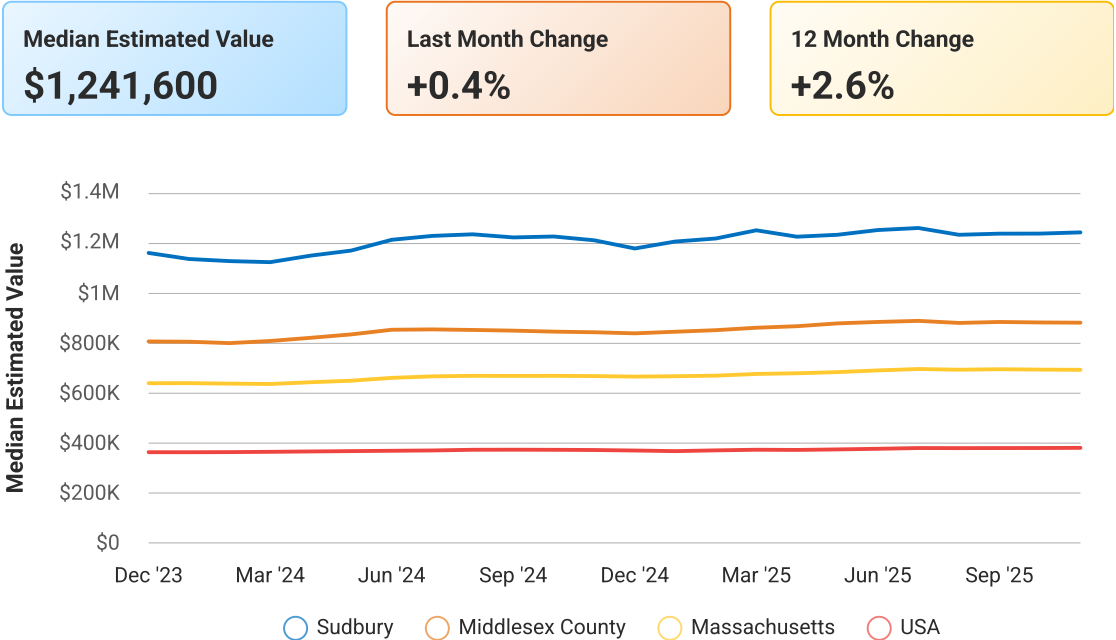
November 2025 Median Estimated Property Value

Single Family Residence

This graphic displays property estimates for a market area and a subject property, where one has been selected. Estimated property values are generated by a valuation model and are not formal appraisals.

Source: Public records, and MLS sources where licensed

Update Frequency: Monthly



Sudbury, Massachusetts

October 2025 Active Listings

Sudbury, Massachusetts

Single Family Residence

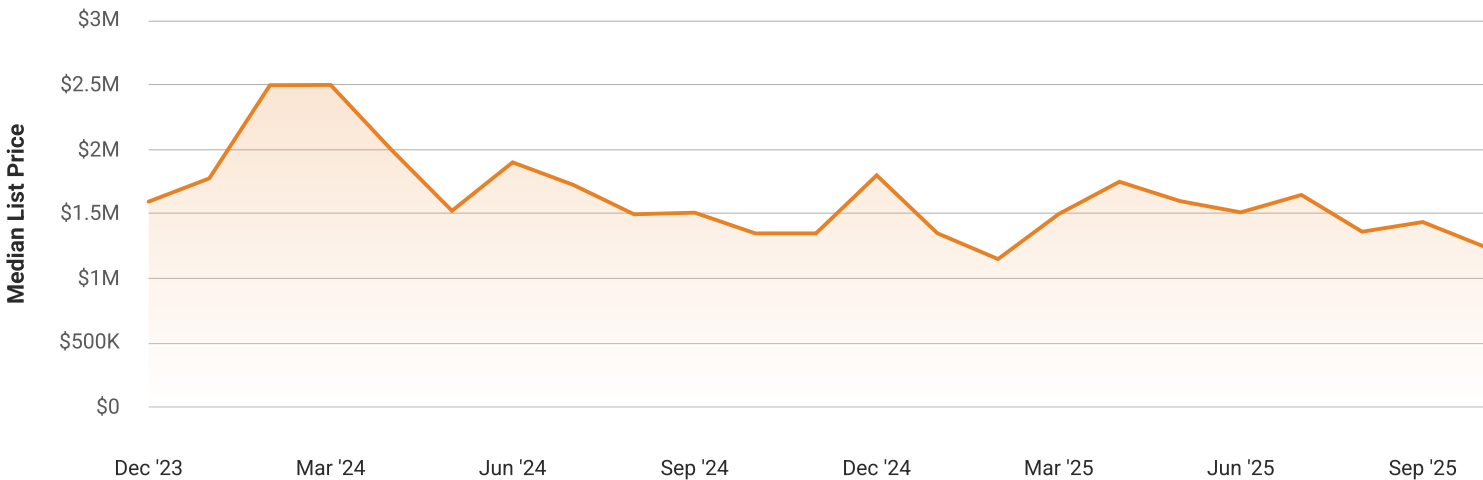
This graphic summarizes key statistics for properties that were in an active status on the last day of each month. RPR uses list date and a derived pending date to determine if the listing was active on the last day of the month. An end-of-month snapshot of active listings helps to understand inventory levels, price points and duration on the market.

Source: Listing sources

Update Frequency: Monthly

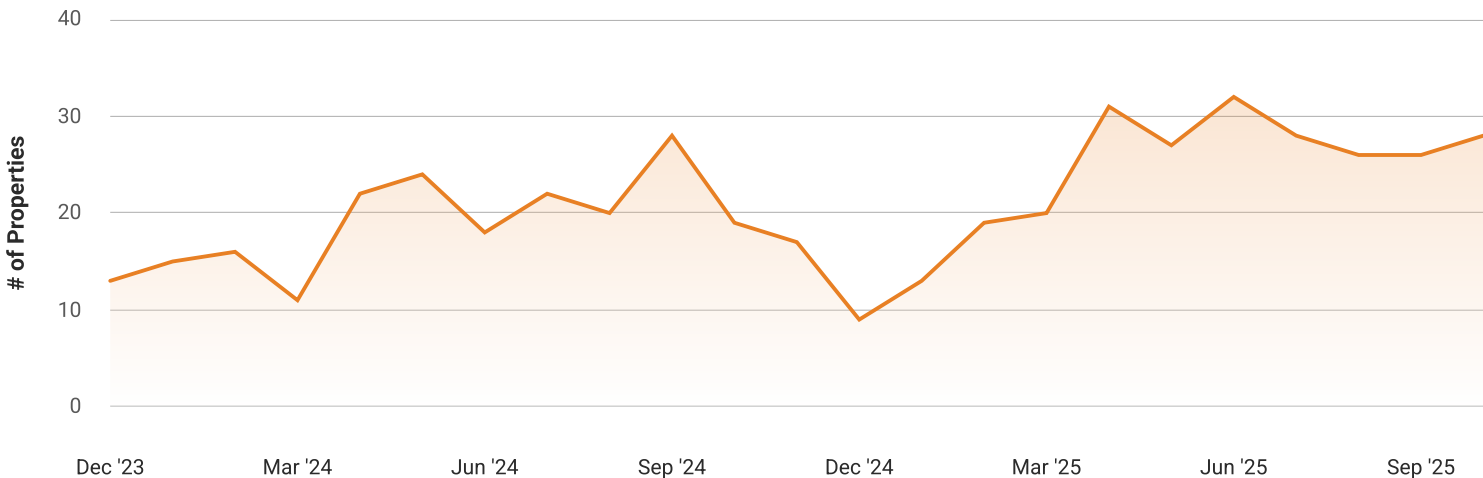
Median List Price - \$1,249,000

↓ 13.1% Month over Month



of Properties - 28

↑ 7.7% Month over Month



Sudbury, Massachusetts

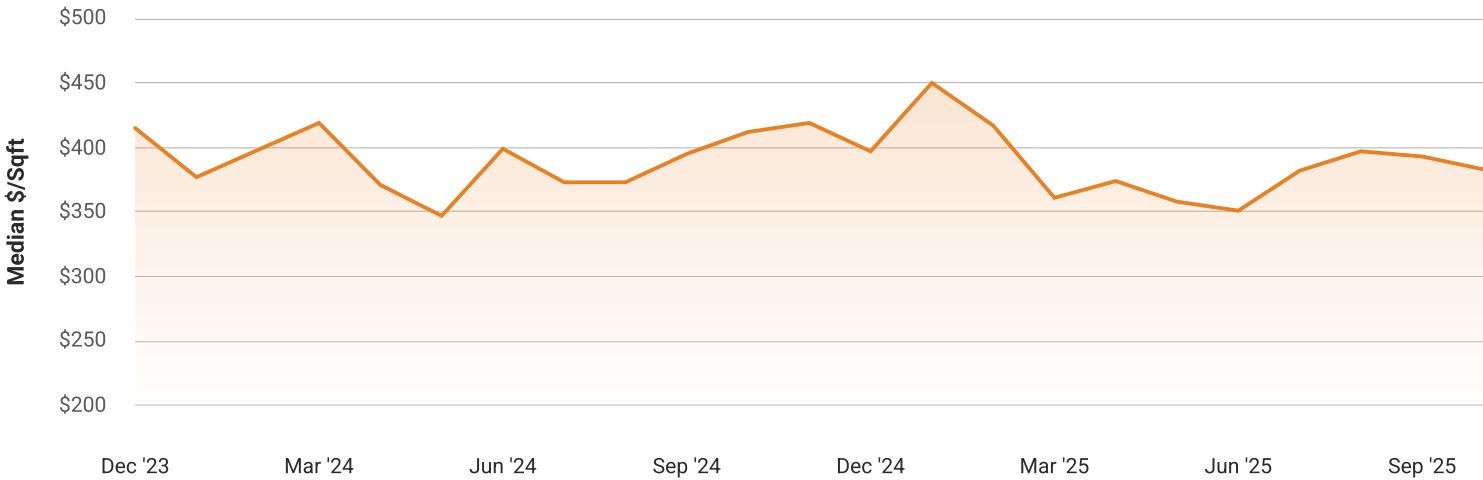
October 2025 Active Listings

Sudbury, Massachusetts

Single Family Residence

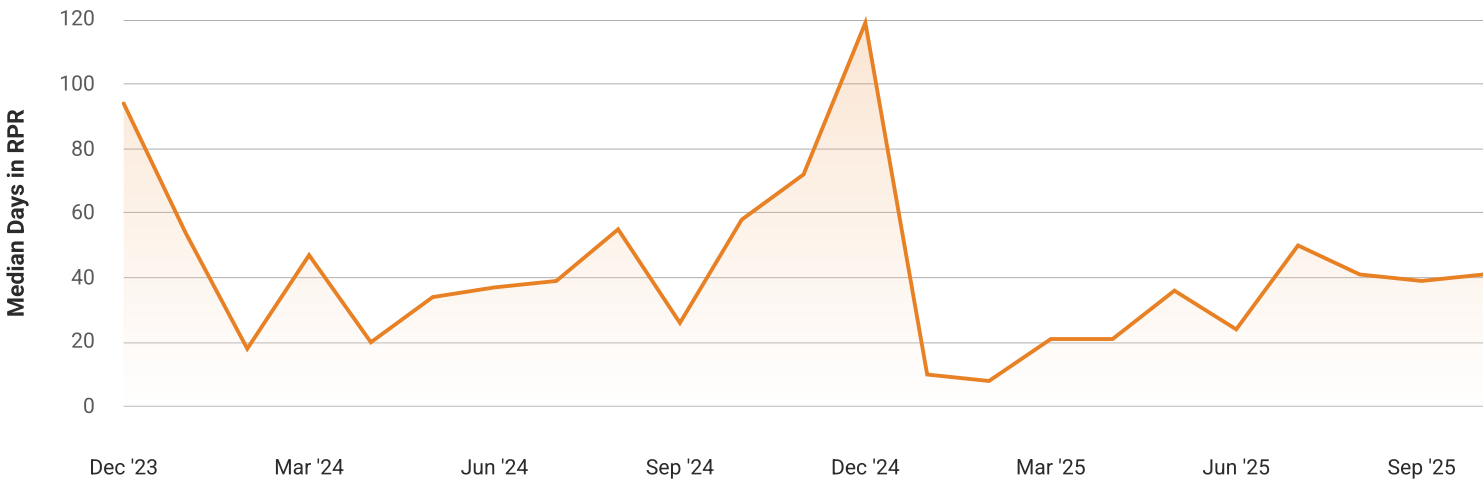
Median \$/Sqft - \$383

↓ 2.5% Month over Month



Median Days in RPR - 41

↑ 5.1% Month over Month



Sudbury, Massachusetts

October 2025 Sold Listings

Sudbury, Massachusetts

Single Family Residence

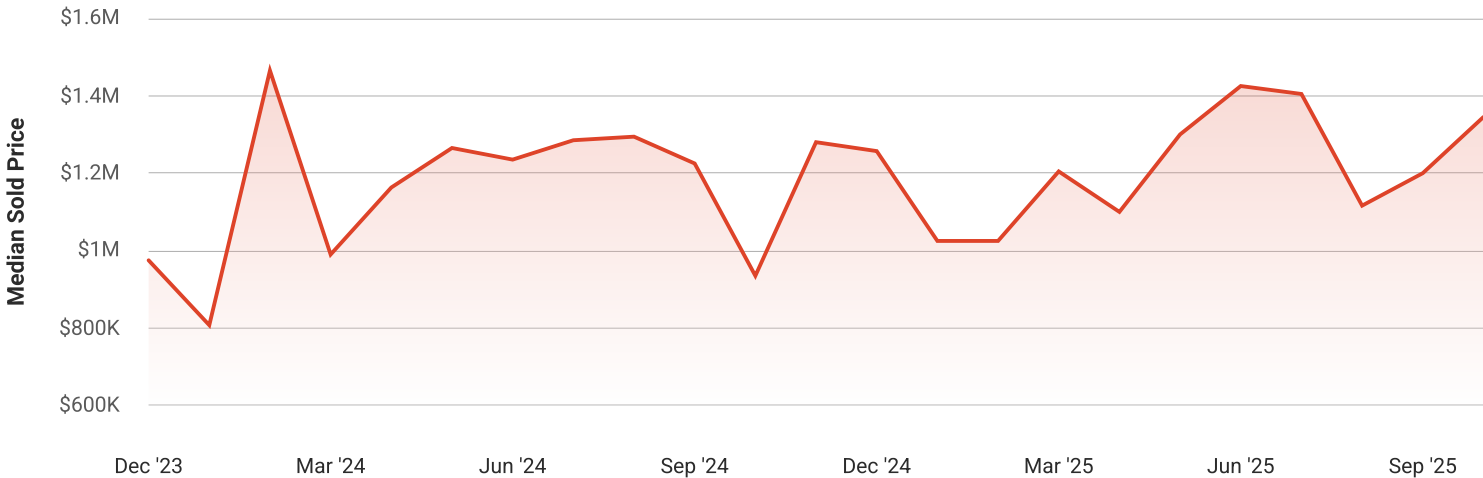
This graphic summarizes key statistics for properties that sold each month. RPR uses a derived sold date to determine when a property moved into a sold status within the given month. These statistics are important for understanding the price points on sold properties as well as the difference between the list price and sold price, which reveals whether buyers are paying over or under the asking price.

Source: Listing sources

Update Frequency: Monthly

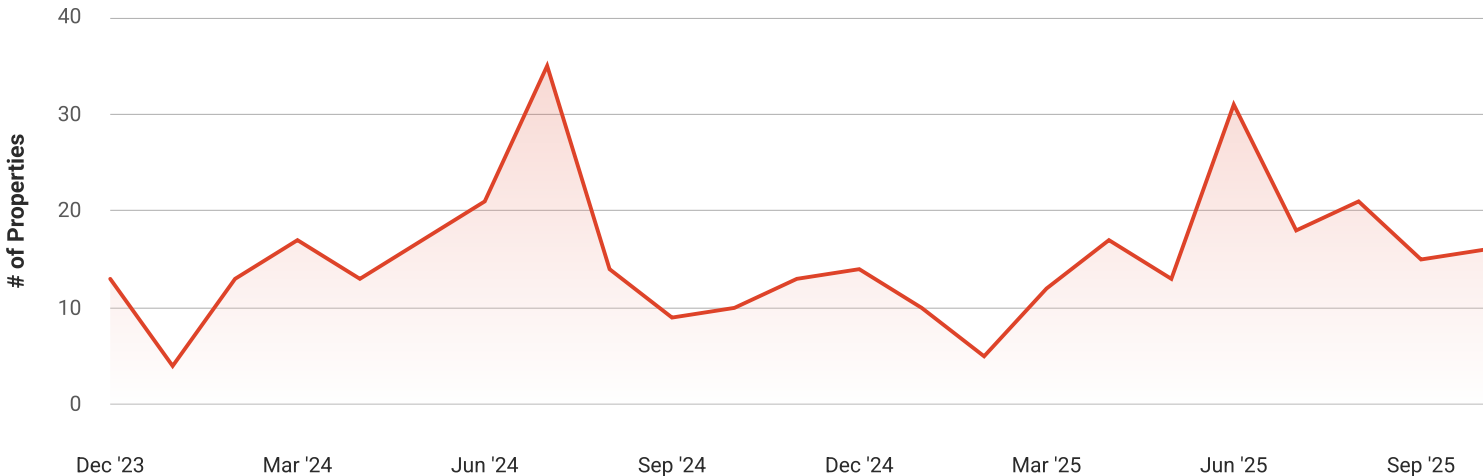
Median Sold Price - \$1,345,000

↑ 12.1% Month over Month



of Properties - 16

↑ 6.7% Month over Month



Sudbury, Massachusetts

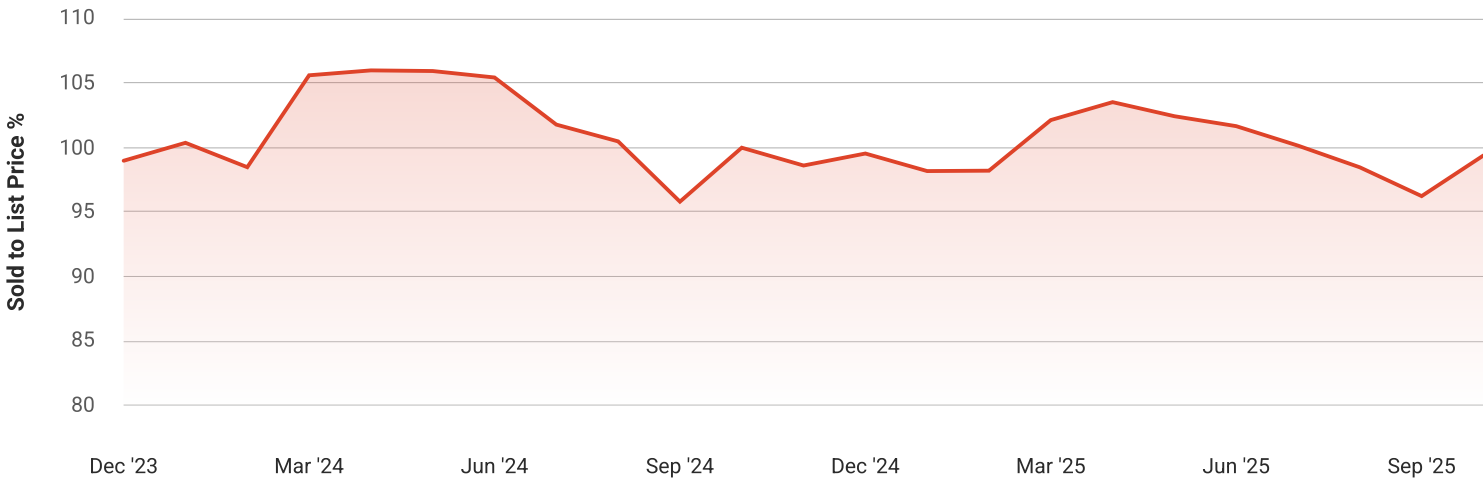
October 2025 Sold Listings

Sudbury, Massachusetts

Single Family Residence

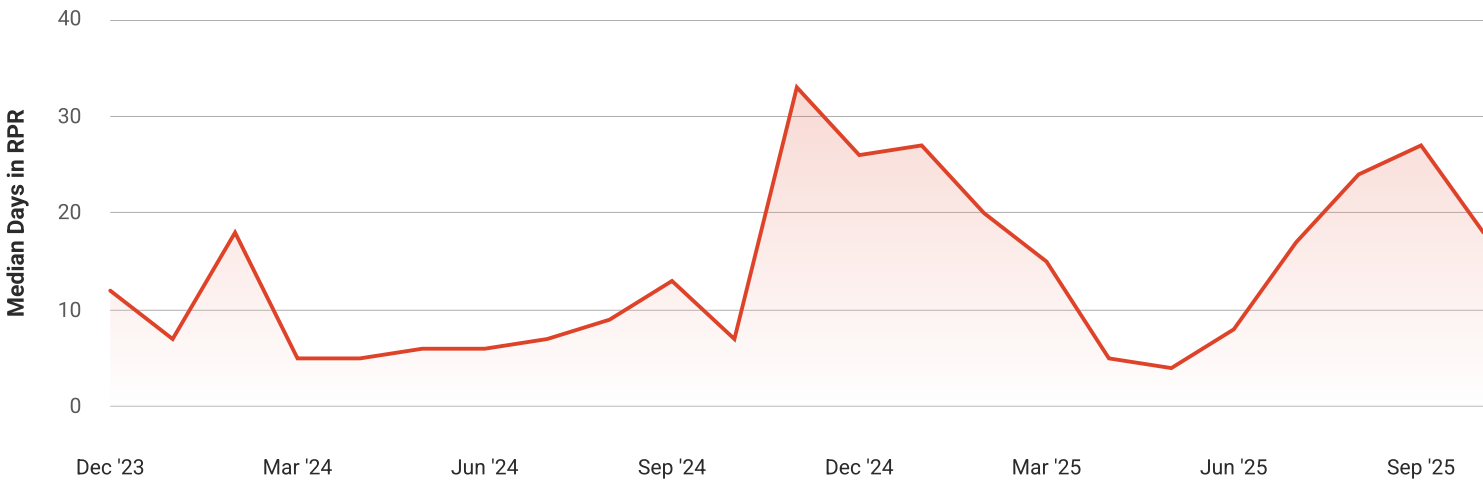
Avg. List to Sale Price % - 99.38%

↑ 3.3% Month over Month



Median Days in RPR - 18

↓ 33.3% Month over Month



Sudbury, Massachusetts

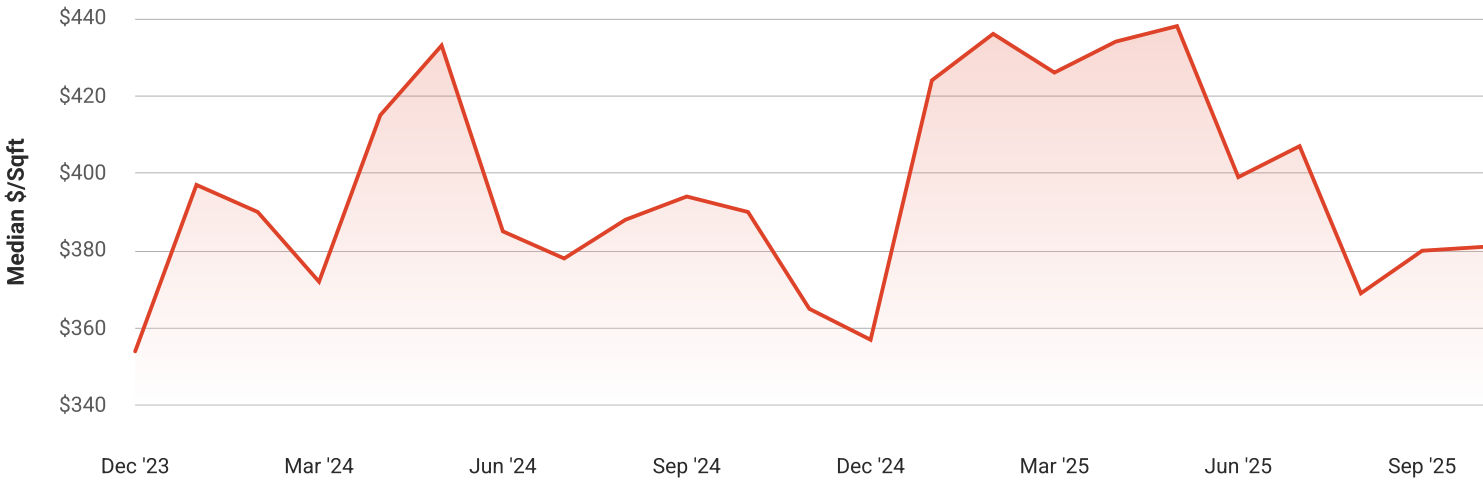
October 2025 Sold Listings

Sudbury, Massachusetts

Single Family Residence

Median \$/Sqft - \$381

↑ 0.3% Month over Month



October 2025 Months Supply of Inv.

Sudbury, Massachusetts

Single Family Residence

This graphic summarizes key statistics that describe the given month's inventory level and the percentage change in the last month and year. Months of inventory is the number of months it will take a market to absorb the inventory that's available at the end of the month, based on the number of properties that typically go into pending each month. RPR calculates months of inventory by dividing the count of listings that were active on the last day of the month by a rolling 12-month average of newly pending listings.

Source: Listing sources

Update Frequency: Monthly

Months Supply of Inv.
1.77

Last Month Change
+6.6%

12 Month Change
+51.3%



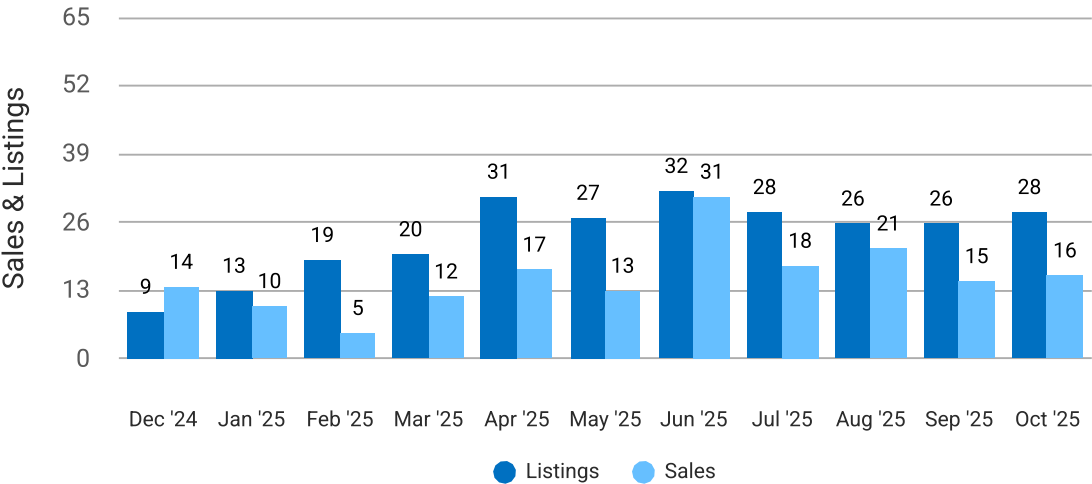
Total Sales and Active Listings

Single Family Residence

This graph compares the number of sales with the number of active listings in the local market.

Source: MLS data where licensed

Update Frequency: Monthly



Market Snapshot

Value and Price Changes

	Current	Last Month	Last 3 Months	Last 12 Months	Last 24 Months	Last 36 Months
Median Est. Property Value Last Updated: 11/30/2025	\$1,241,600	\$1,236,770 +0.39%	\$1,232,000 +0.78%	\$1,210,020 +2.61%	\$1,169,000 +6.21%	\$1,141,940 +8.73%
Median Sold Price Last Updated: 10/31/2025	\$1,345,000	\$1,200,000 +12.08%	\$1,404,500 -4.24%	\$935,000 +43.85%	\$897,500 +49.86%	\$1,110,000 +21.17%
Median List Price Last Updated: 10/31/2025	\$1,249,000	\$1,437,000 -13.08%	\$1,647,000 -24.17%	\$1,349,000 -7.41%	\$1,572,000 -20.55%	\$1,799,900 -30.61%

About this Data: Because some brokerages may choose not to include their MLS listing content within the RPR platform, the analysis contained in this report may not have been created using all the available listing data within this geographical market. Median estimated property values are generated by a valuation model and are not formal appraisals. Valuations are based on public records and MLS data where licensed. The Metrics displayed here reflect Residential Single Family properties data.

Ancillary Services

Silverline Title and Escrow

<http://exprealty.workplace.com/groups/S...>

IntroLend First Cloud

<http://exprealty.workplace.com/groups/I...>

America's Preferred Home Warranty

<http://exprealty.workplace.com/groups/A...>

NOTE: This communication is provided to you for informational purposes only and should not be relied upon by you. The real estate firm identified in this report is not a mortgage lender. You should contact the identified mortgage company directly to learn more about its mortgage products and your eligibility for such products.

Ancillary Services

Express Offers



<http://exprealty.workplace.com/groups/E...>

Currencies Direct



<http://exprealty.workplace.com/groups/C...>

eXp 360 Tours



<http://exprealty.workplace.com/groups/e...>

The CE Shop



<http://exprealty.workplace.com/groups/T...>

NOTE: This communication is provided to you for informational purposes only and should not be relied upon by you. The real estate firm identified in this report is not a mortgage lender. You should contact the identified mortgage company directly to learn more about its mortgage products and your eligibility for such products.