Las Vegas, NV 89110

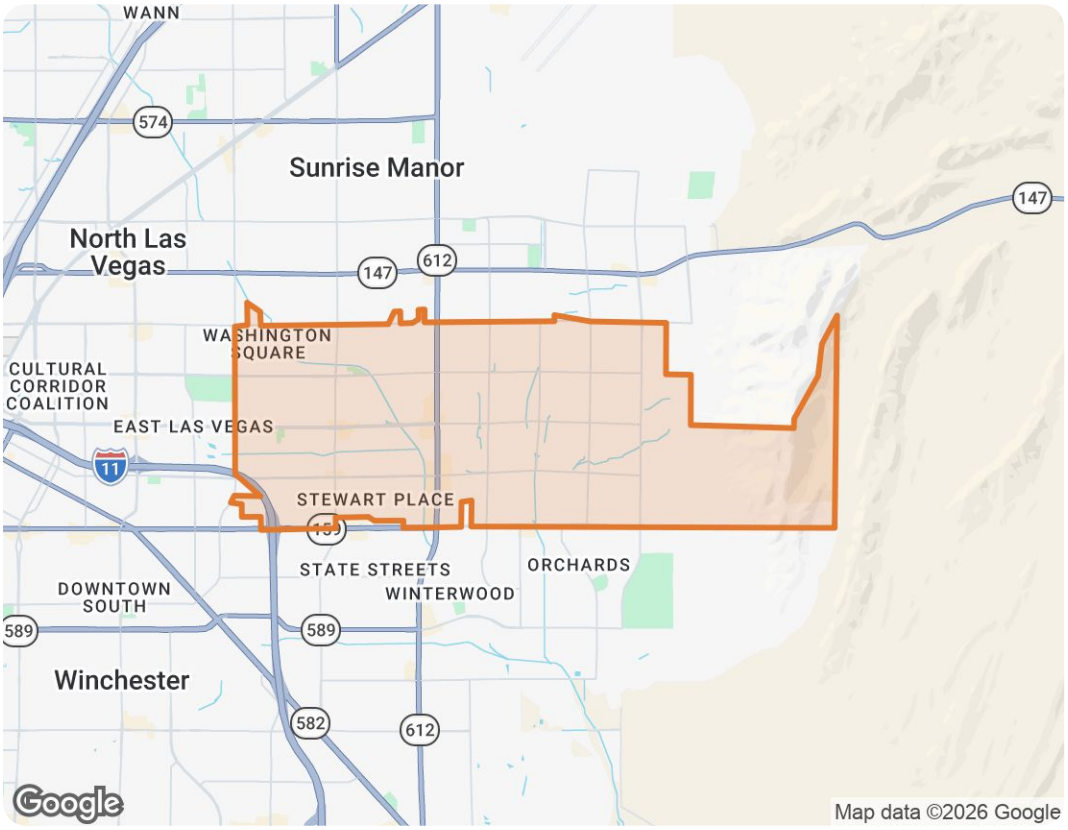

Realtor Rick Goretski

Realtor

Nevada Real Estate License #0199279

Work (702) 200-1023 | Mobile (725) 900-0404

rick@realtorricklasvegas.com

www.RealtorRickLasVegas.com

Las Vegas, NV - Russell Road

9205 W. Russell Road, Suite 240

Las Vegas, NV 89148

Copyright 2026 Realtors Property Resource® LLC. All Rights Reserved.
Information is not guaranteed. Equal Housing Opportunity.

Las Vegas, NV 89110

Market Trends

Market Trends for Las Vegas, NV 89110

Single Family + Condo/Townhouse/Apt.

October 2026

Market Type

Seller's Market | Balanced Market | Buyer's Market

Key Details

Months of Inventory	Sold to List Price %	Median Days in RPR	Median Sold Price
4.34	99.2%	32	$319,000
↓ 1.59% MoM	↓ 0.57% MoM	↓ 25.58% MoM	↓ 17.25% MoM

October 2026 Median Estimated Property Value

Single Family + Condo/Townhouse/Apt.

This graphic displays property estimates for a market area and a subject property, where one has been selected. Estimated property values are generated by a valuation model and are not formal appraisals.

Source: Public records, and MLS sources where licensed

Update Frequency: Monthly

Median Estimated Value	Last Month Change	12 Month Change
$379,450	-0.2%	-1.6%

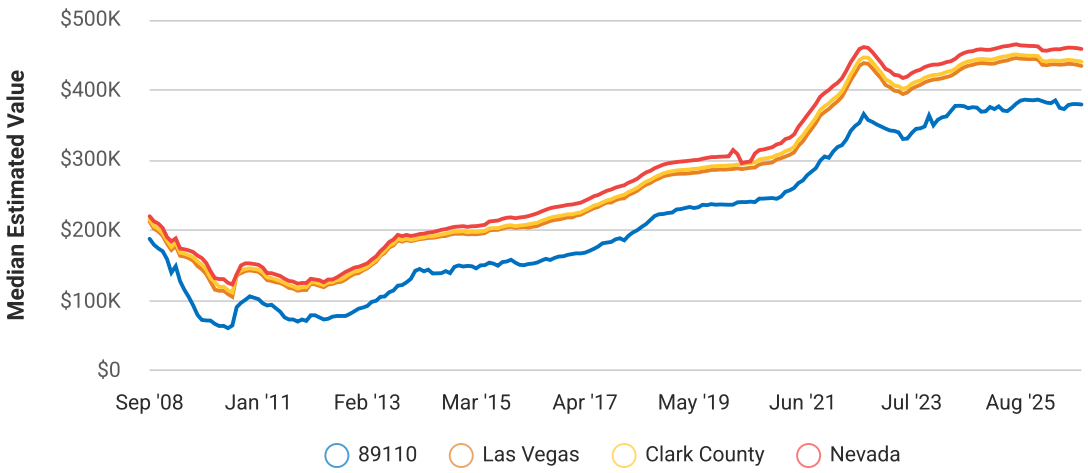

Copyright 2026 Realtors Property Resource® LLC. All Rights Reserved.
Information is not guaranteed. Equal Housing Opportunity.

Las Vegas, NV 89110

October 2026 Active Listings

Las Vegas, NV 89110

Single Family + Condo/Townhouse/Apt.

This graphic summarizes key statistics for properties that were in an active status on the last day of each month. RPR uses list date and a derived pending date to determine if the listing was active on the last day of the month. An end-of-month snapshot of active listings helps to understand inventory levels, price points and duration on the market.

Source: Listing sources

Update Frequency: Monthly

Median List Price - $372,500

↑ 0.9% Month over Month

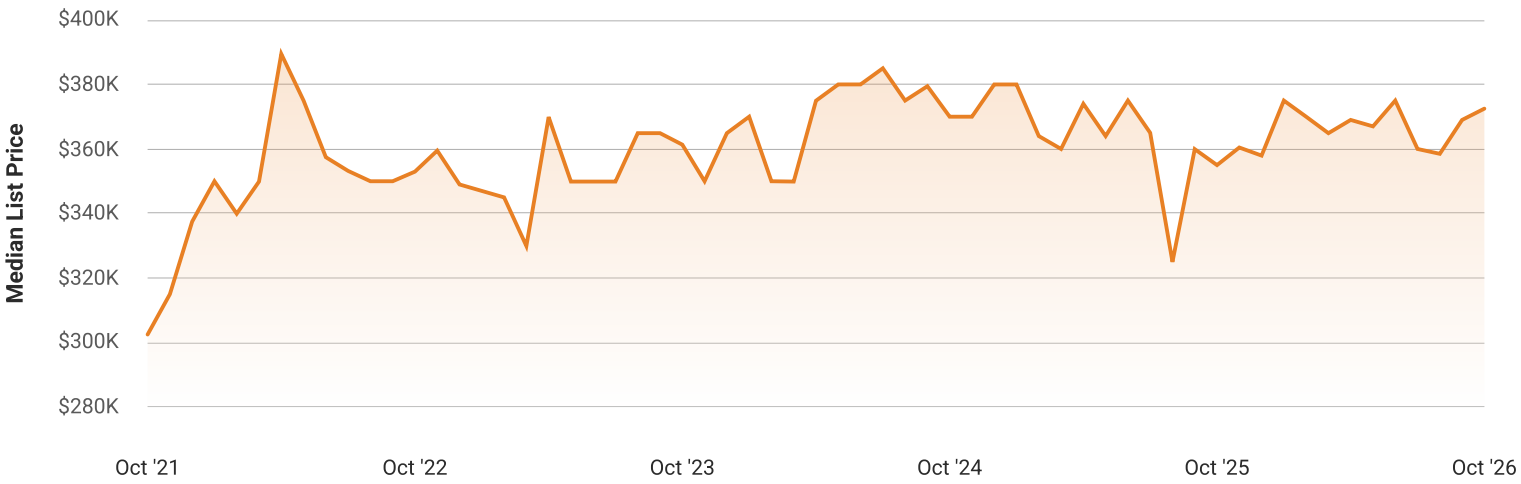

Copyright 2026 Realtors Property Resource® LLC. All Rights Reserved.
Information is not guaranteed. Equal Housing Opportunity.

Las Vegas, NV 89110

October 2026 Sold Listings

Las Vegas, NV 89110

Single Family + Condo/Townhouse/Apt.

This graphic summarizes key statistics for properties that sold each month. RPR uses a derived sold date to determine when a property moved into a sold status within the given month. These statistics are important for understanding the price points on sold properties as well as the difference between the list price and sold price, which reveals whether buyers are paying over or under the asking price.

Source: Listing sources

Update Frequency: Monthly

Median Sold Price - $319,000

↓ 17.3% Month over Month

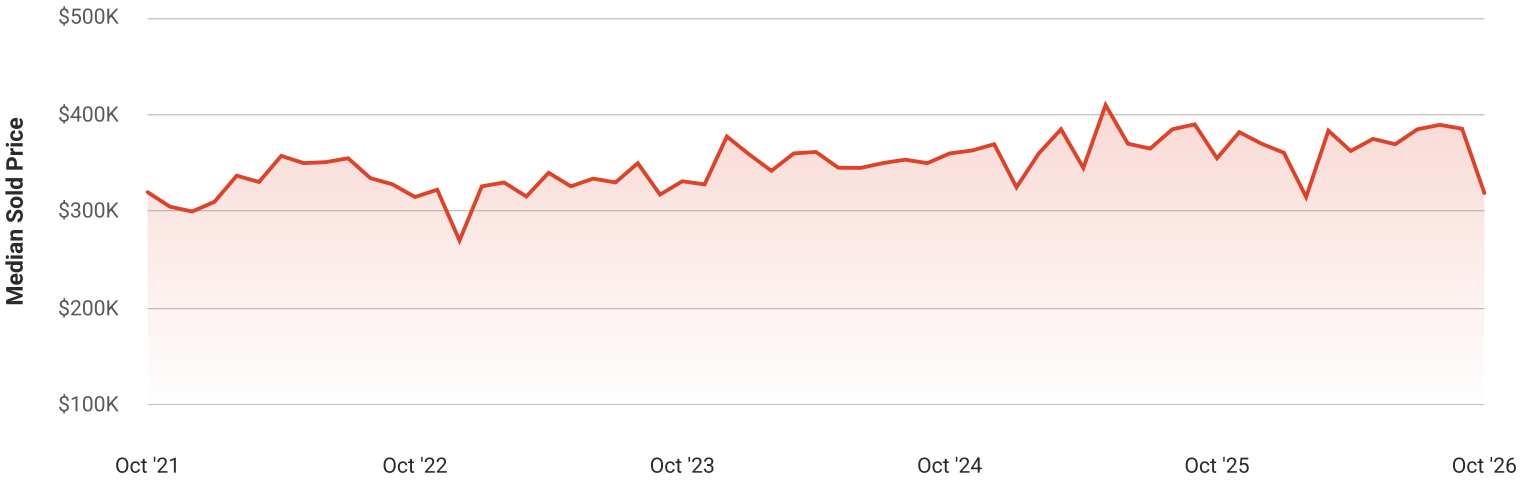

Total Sales and Active Listings in Las Vegas, NV 89110

Single Family + Condo/Townhouse/Apt.

This graph compares the number of sales with the number of active listings in the local market.

Source: MLS data where licensed

Update Frequency: Monthly

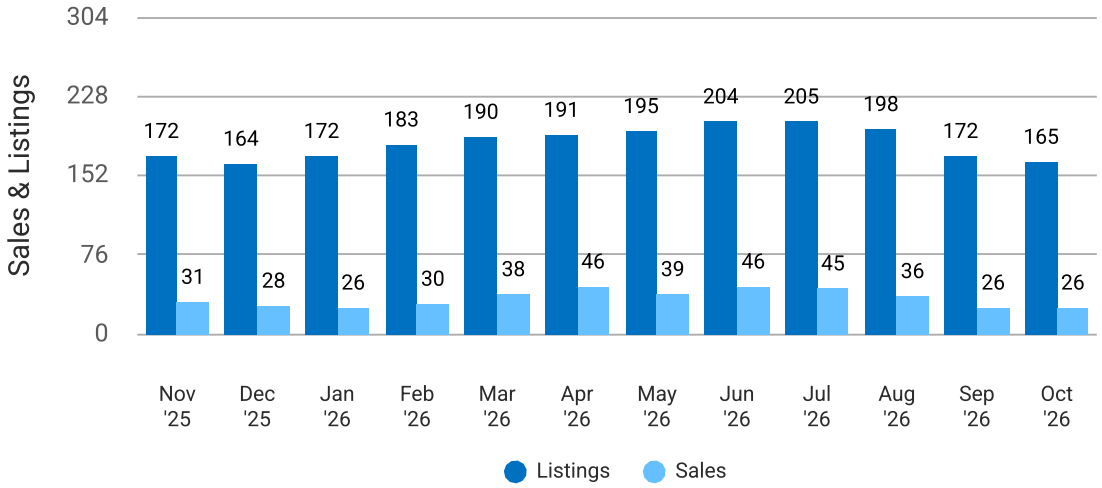

Copyright 2026 Realtors Property Resource® LLC. All Rights Reserved.
Information is not guaranteed. Equal Housing Opportunity.

Las Vegas, NV 89110

Median Sold Price vs Sold Listings in Las Vegas, NV 89110

Single Family + Condo/Townhouse/Apt.

This chart compares the trend of median sold price and number of sold listings for the given location.

Source: Listing Data

Update Frequency: Monthly

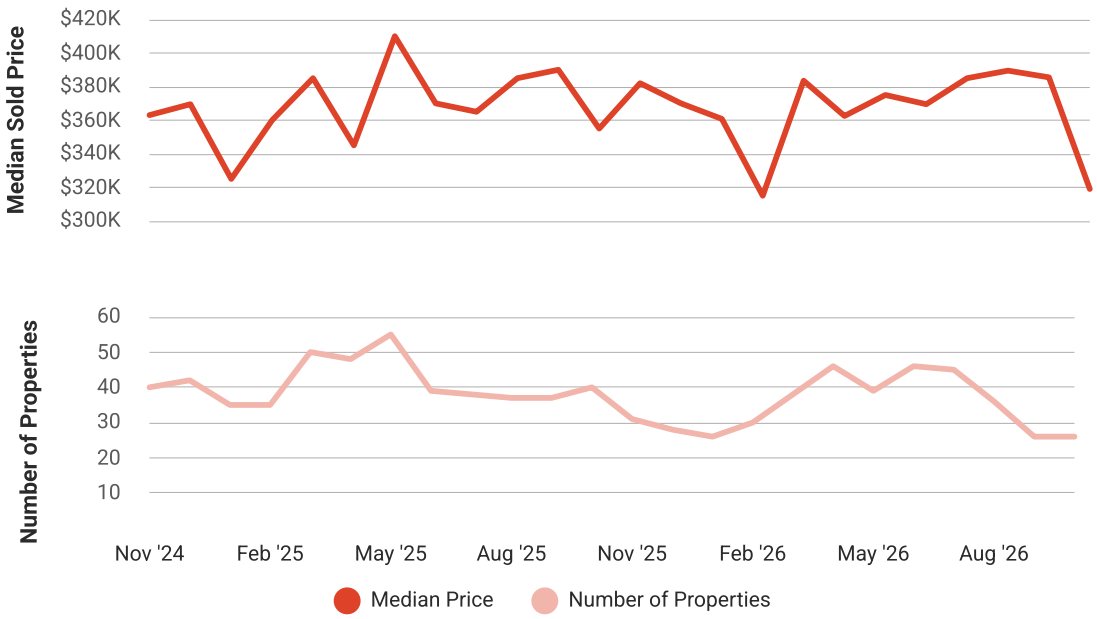

Median List Price vs Active Listings in Las Vegas, NV 89110

Single Family + Condo/Townhouse/Apt.

This chart compares the trend of median list price and number of active properties for the given location.

Source: Listing Data

Update Frequency: Monthly

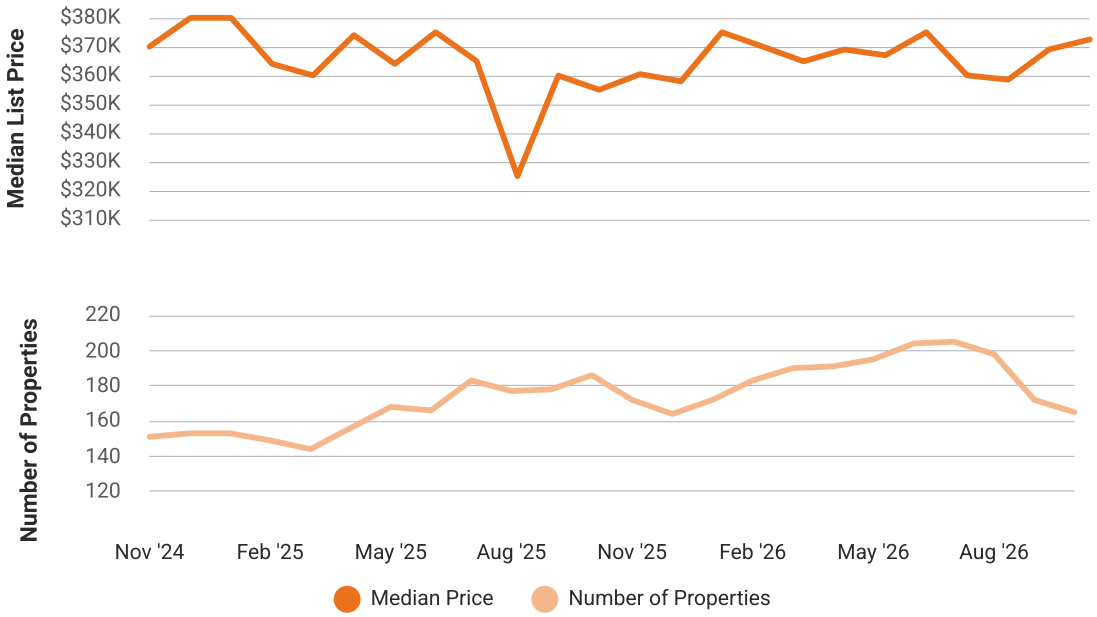

Copyright 2026 Realtors Property Resource® LLC. All Rights Reserved.
Information is not guaranteed. Equal Housing Opportunity.

Las Vegas, NV 89110

Market Snapshot

Value and Price Changes

	Current	Last Month	Last 3 Months	Last 12 Months	Last 24 Months	Last 36 Months
Median Est. Property Value Last Updated: 10/31/2026	$379,450	$380,070 -0.16%	$378,750 +0.18%	$385,770 -1.64%	$374,980 +1.19%	$348,150 +8.99%
Median Sold Price Last Updated: 10/31/2026	$319,000	$385,500 -17.25%	$385,000 -17.14%	$355,000 -10.14%	$360,000 -11.39%	$331,250 -3.7%
Median List Price Last Updated: 10/31/2026	$372,500	$369,000 +0.95%	$359,999 +3.47%	$355,000 +4.93%	$370,000 +0.68%	$361,338 +3.09%

About this Data: Because some brokerages may choose not to include their MLS listing content within the RPR platform, the analysis contained in this report may not have been created using all the available listing data within this geographical market.
Median estimated property values are generated by a valuation model and are not formal appraisals. Valuations are based on public records and MLS data where licensed. The Metrics displayed here reflect **All Residential Single Family, Condo, Townhouse and Apartment properties** data.

Market Activity

Market Activity Filters

Sort Order: Recently updated
Maximum Properties Per Change Type: 10
Change Types: New Listings, Distressed, Pending, Closed
Property Types: Single Family, Condo/Townhouse/Apt, CoOp
Property Features: Sale Price: Any, Lease Price: Any, Beds: Any, Baths: Any, Living Area: Any, Lot Size: Any, Year Built: Any

Copyright 2026 Realtors Property Resource® LLC. All Rights Reserved.
Information is not guaranteed. Equal Housing Opportunity.

Las Vegas, NV 89110

Summary

For Sale Activity in the Last 3 Months

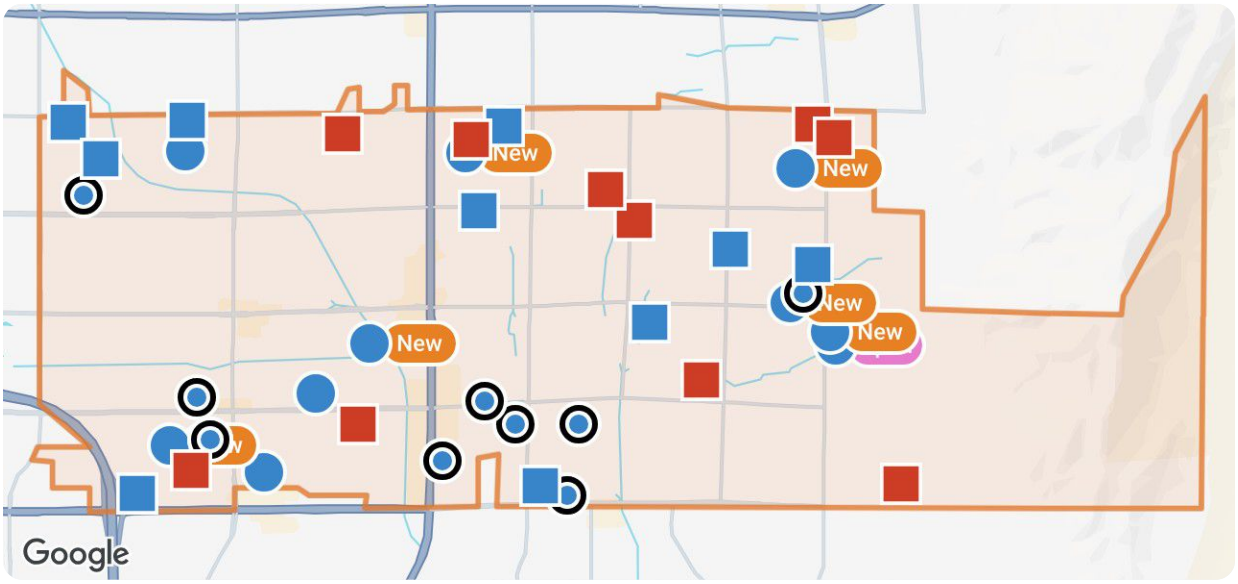

Legend

- For Sale Pending
- For Sale / Lease
- Recently Closed
- Distressed

	New	Pending	Closed	Distressed
Number of Properties	10	10	10	10
Lowest Listing Price / Est.Value	$332,000	$154,800	$200,000	$346,350
Median Listing Price / Est.Value	$375,000	$292,500	$346,000	$416,285
Highest Listing Price / Est.Value	$719,000	$675,000	$640,000	$768,270
Average Price / sqft	$254	$205	$233	$241
Median Price / sqft	$257	$204	$205	$256
Average Days in RPR	20	31	69	–
Median Days in RPR	16	9	43	–
Total Volume	$4,118,999	$3,336,300	$3,580,500	$4,788,600
Source	Listings	Listings	Public Records & Listings	Public Records & Listings

Copyright 2026 Realtors Property Resource® LLC. All Rights Reserved.
Information is not guaranteed. Equal Housing Opportunity.

Las Vegas, NV 89110

Market Activity Breakdown

New

Source: Listings

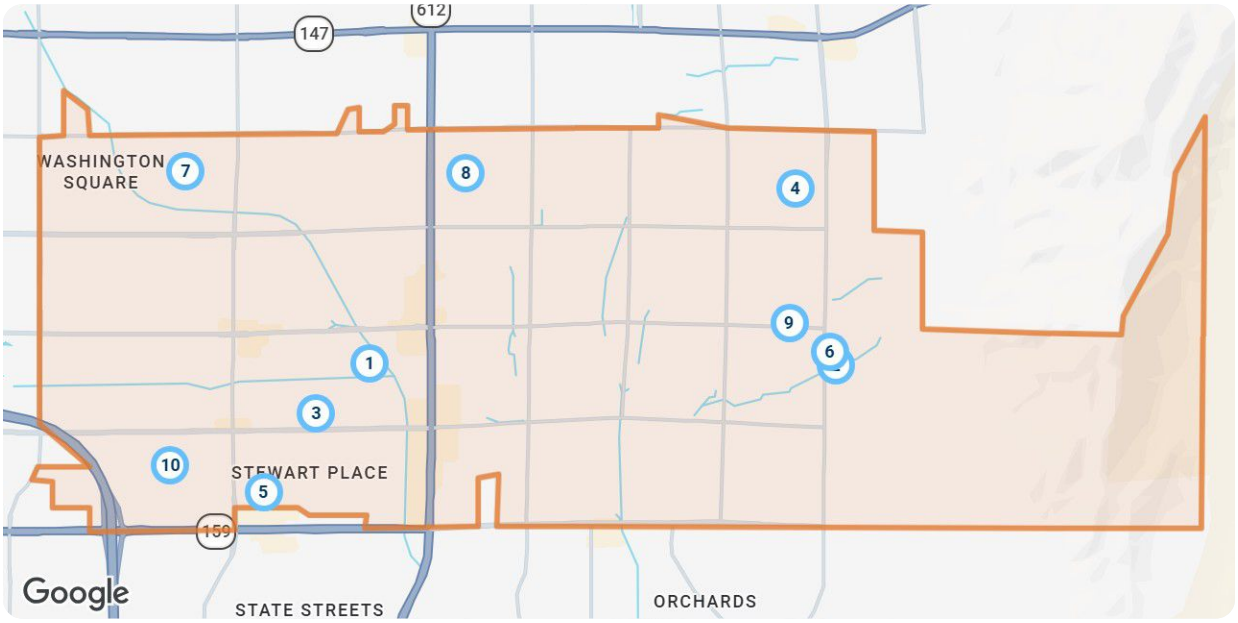

Legend

Active For Sale

New: 10 properties	Property Type	Beds / Baths	Living Area (sq ft)	Lot Size	Year Built	List Date / Days in RPR	List Price / $ Per Sq Ft
1  **79 N Christy Ln** **Las Vegas, NV 89110** MLS ID: 2829433 Active / For Sale and For Lease *Listing Courtesy of Radio Real Estate of Nevada*	Single Family	3/2	1,226	4,356 sqft	1981	10/24/2026 28 days	$335,000 $273/sq ft
2  **4932 Harris Ave** **Las Vegas, NV 89110** MLS ID: 2832423 Active / For Sale and For Lease *Listing Courtesy of Realty of America LLC*	Single Family	4/2	2,049	6,970 sqft	1979	11/5/2026 16 days	$385,000 $188/sq ft
3  **220 Ea Ea Prince Ln** **Las Vegas, NV 89110** MLS ID: 2835250 Active / For Sale and For Lease *Listing Courtesy of Compass Realty & Management*	Single Family	4/3	1,130	8,276 sqft	1963	11/18/2026 3 days	$360,000 $319/sq ft
4  **4231 Galaxy Gaze Ave** **Las Vegas, NV 89110** MLS ID: 2835639 Active / For Sale and For Lease *Listing Courtesy of TB Realty Las Vegas LLC*	Condo/Townhouse/Apt.	4/3	1,727	2,178 sqft	2026	11/19/2026 2 days	$332,000 $192/sq ft
5  **828 Market Crest Dr** **Las Vegas, NV 89110** MLS ID: 2835342 Active / For Sale and For Lease *Listing Courtesy of Richards Hadley, LLC*	Single Family	3/3	2,701	0.46 acres	1999	11/17/2026 4 days	$719,000 $266/sq ft

Copyright 2026 Realtors Property Resource® LLC. All Rights Reserved.
Information is not guaranteed. Equal Housing Opportunity.

Las Vegas, NV 89110

	New: 10 properties	Property Type	Beds / Baths	Living Area (sq ft)	Lot Size	Year Built	List Date / Days in RPR	List Price / $ Per Sq Ft
6	 **29 Tierra Buena Dr** **Las Vegas, NV 89110** MLS ID: 2832894 Active / For Sale and For Lease *Listing Courtesy of Perla Herrera Realty*	Single Family	3/2	1,472	6,098 sqft	1982	11/5/2026 16 days	$365,000 $248/sq ft
7	 **204 Samantha St** **Las Vegas, NV 89110** MLS ID: 2829495 Active / For Sale and For Lease *Listing Courtesy of United Realty Group*	Single Family	5/3	1,938	6,534 sqft	1978	10/24/2026 28 days	$463,000 $239/sq ft
8	 **5828 Sunny Orchard Ln** **Las Vegas, NV 89110** MLS ID: 2817211 Active / For Sale and For Lease *Listing Courtesy of Huntington & Ellis, A Real Est*	Single Family	3/2	1,495	6,970 sqft	1996	9/11/2026 71 days	$420,000 $281/sq ft
9	 **201 Hancock St** **Las Vegas, NV 89110** MLS ID: 2827445 Active / For Sale and For Lease *Listing Courtesy of The Highlands RE Group LLC*	Single Family	3/2	1,180	6,098 sqft	1973	10/20/2026 32 days	$394,999 $335/sq ft
10	 **4237 Galaxy Gaze Ave** **Las Vegas, NV 89110** MLS ID: 2835825 Active / For Sale and For Lease *Listing Courtesy of TB Realty Las Vegas LLC*	Condo/Townhouse/Apt.	3/3	1,727	2,178 sqft	2026	11/20/2026 1 day	$345,000 $200/sq ft

Pending

Source: Listings

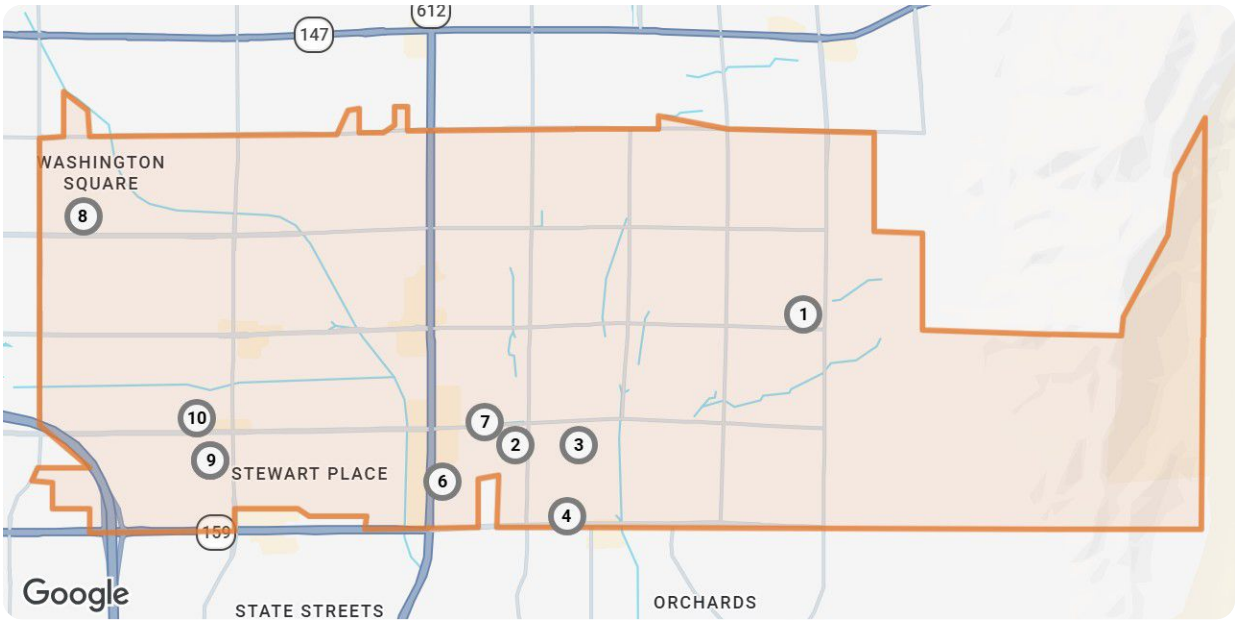

Legend

Pending

Copyright 2026 Realtors Property Resource® LLC. All Rights Reserved.
Information is not guaranteed. Equal Housing Opportunity.

Las Vegas, NV 89110

	Pending: 10 properties	Property Type	Beds / Baths	Living Area (sq ft)	Lot Size / Year Built	List Date	List Price / $ Per Sq Ft	Pending Date / Days in RPR
1	 **428 Bolsa Dr** **Las Vegas, NV 89110** MLS ID: 2820693 Pending / For Sale and For Lease *Listing Courtesy of Platinum Real Estate Prof*	Single Family	4/2	1,731	6,534 sqft 1972	9/21/2026	$300,000 $173/sq ft	11/12/2026 52 days
2	 **3721 Lighthouse Ave** **Las Vegas, NV 89110** MLS ID: 2831751 Pending / For Sale and For Lease *Listing Courtesy of Simply Vegas*	Single Family	4/3	1,876	6,534 sqft 1977	11/4/2026	$275,000 $147/sq ft	11/12/2026 8 days
3	 **904 Hunnicut St** **Las Vegas, NV 89110** MLS ID: 2832850 Pending / For Sale and For Lease *Listing Courtesy of Simply Vegas*	Single Family	3/3	1,323	3,485 sqft 1999	11/7/2026	$285,000 $215/sq ft	11/12/2026 5 days
4	 **830 N Sloan Ln, Apt 202** **Las Vegas, NV 89110** MLS ID: 2820836 Pending / For Sale and For Lease *Listing Courtesy of Keller Williams MarketPlace*	Condo/Townhouse/Apt.	2/2	900	940 sqft 1988	9/24/2026	$170,000 $189/sq ft	11/9/2026 46 days
5	 **852 Betty Ln** **Las Vegas, NV 89110** MLS ID: 2833548 Pending / For Sale and For Lease *Listing Courtesy of Realty of America LLC*	Single Family	4/2	1,581	0.45 acres 1971	11/10/2026	$385,000 $244/sq ft	11/10/2026 – days
6	 **5536 Big Sea St** **Las Vegas, NV 89110** MLS ID: 2829848 Pending / For Sale and For Lease *Listing Courtesy of Lyons Share Real Estate*	Single Family	4/3	1,747	4,356 sqft 1983	10/26/2026	$383,000 $219/sq ft	11/3/2026 8 days
7	 **3957 Danny Melamed Ave, Unit** **Las Vegas, NV 89110** MLS ID: 2811556 Pending / For Sale *Listing Courtesy of LPT Realty, LLC*	Condo/Townhouse/Apt.	2/2	895	2,243 sqft 1999	8/24/2026	$154,800 $173/sq ft	10/16/2026 53 days
8	 **4213 Essex Green Ct** **Las Vegas, NV 89110** MLS ID: 2794485 Pending / For Sale *Listing Courtesy of Keller Williams MarketPlace*	Condo/Townhouse/Apt.	2/2	1,185	2,614 sqft 1979	6/24/2026	$229,000 $193/sq ft	9/24/2026 92 days
9	 **5741 Fonchester Ct** **Las Vegas, NV 89110** MLS ID: 2830947 Pending / For Sale and For Lease *Listing Courtesy of Alchemy Investments RE*	Single Family	3/3	1,938	7,841 sqft 1983	11/4/2026	$479,500 $247/sq ft	11/8/2026 4 days
10	 **1301 N Gateway Rd** **Las Vegas, NV 89110** MLS ID: 2830237 Pending / For Sale and For Lease *Listing Courtesy of Realty of America LLC*	Single Family	5/3	2,748	0.48 acres 1956	10/28/2026	$675,000 $246/sq ft	11/6/2026 9 days

Copyright 2026 Realtors Property Resource® LLC. All Rights Reserved.
Information is not guaranteed. Equal Housing Opportunity.

Las Vegas, NV 89110

Closed

Source: Public Records and Listings

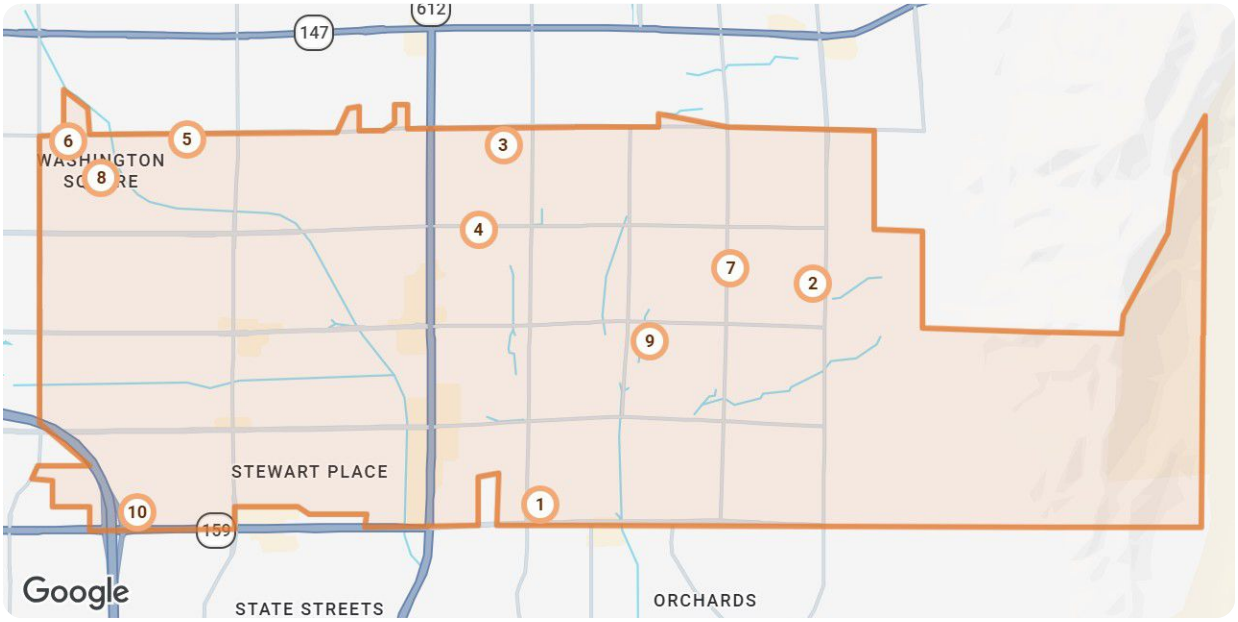

Legend

Closed

	Closed: 10 properties	Property Type	Beds / Baths	Living Area (sq ft)	Lot Size / Year Built	Closed Date / Days in RPR	Closed Price / $ Per Sq Ft	List to Sold Price %
1	 **1096 N Sloan Ln** **Las Vegas, NV 89110** MLS ID: 2786241 **Closed / For Sale and For Lease** *Courtesy of Compass Realty & Management*	Single Family	4/3	2,510	7,405 sqft 2001	11/20/2026 177 days	$433,000 $173/sq ft	↓ 1.14%
2	 **45 Sabino Cir** **Las Vegas, NV 89110** MLS ID: 2809183 **Closed / For Sale and For Lease** *Courtesy of The Right Choice Realty*	Single Family	3/1	979	6,534 sqft 1977	11/20/2026 98 days	$325,000 $332/sq ft	↑ 3.17%
3	 **61 Lafaette St** **Las Vegas, NV 89110** MLS ID: 2824834 **Closed / For Sale and For Lease** *Courtesy of BHHS Nevada Properties*	Single Family	4/2	1,202	6,534 sqft 1977	11/19/2026 41 days	$350,000 $291/sq ft	–
4	 **31 Hickory St** **Las Vegas, NV 89110** **Closed / Public Record**	Condo/Townhouse/Apt.	3/1	1,128	5,663 sqft 1978	11/5/2026 – days	$200,000 $262/sq ft	–
5	 **5240 E Monroe Ave** **Las Vegas, NV 89110** **Closed / Public Record**	Single Family	5/3	3,123	0.5 acres 1990	11/6/2026 – days	$640,000 $216/sq ft	–
6	 **6249 Seagirt Cir** **Las Vegas, NV 89110** MLS ID: 2824853 **Closed / For Sale and For Lease** *Courtesy of Listing Masters LLC*	Single Family	3/2	1,565	0.25 acres 1996	11/17/2026 39 days	$430,000 $275/sq ft	↓ 2.25%

Copyright 2026 Realtors Property Resource® LLC. All Rights Reserved.
Information is not guaranteed. Equal Housing Opportunity.

Las Vegas, NV 89110

Closed: 10 properties	Property Type	Beds / Baths	Living Area (sq ft)	Lot Size / Year Built	Closed Date / Days in RPR	Closed Price / $ Per Sq Ft	List to Sold Price %
7  **253 Sir Phillip St** **Las Vegas, NV 89110** MLS ID: 2823841 Closed / For Sale and For Lease *Courtesy of Alchemy Investments RE*	Single Family	4/2	1,632	6,970 sqft 1973	11/16/2026 45 days	$268,000 $164/sq ft	↑ 3.28%
8  **4200 E Ogden Ave** **Las Vegas, NV 89110** Closed / Public Record	Single Family	3/2	1,130	6,534 sqft 1963	11/3/2026 – days	$223,500 $298/sq ft	–
9  **5212 Jeff Dr** **Las Vegas, NV 89110** MLS ID: 2823464 Closed / For Sale and For Lease *Courtesy of BHHS Nevada Properties*	Single Family	3/2	1,196	8,276 sqft 1979	11/13/2026 12 days	$342,000 $286/sq ft	↑ 0.62%
10  **4219 Galaxy Gaze Ave** **Las Vegas, NV 89110** Closed / Public Record	Single Family	–/–	–	2,653 sqft –	10/23/2026 – days	$369,000 –/sq ft	–

Distressed

Source: Public Records and Listings

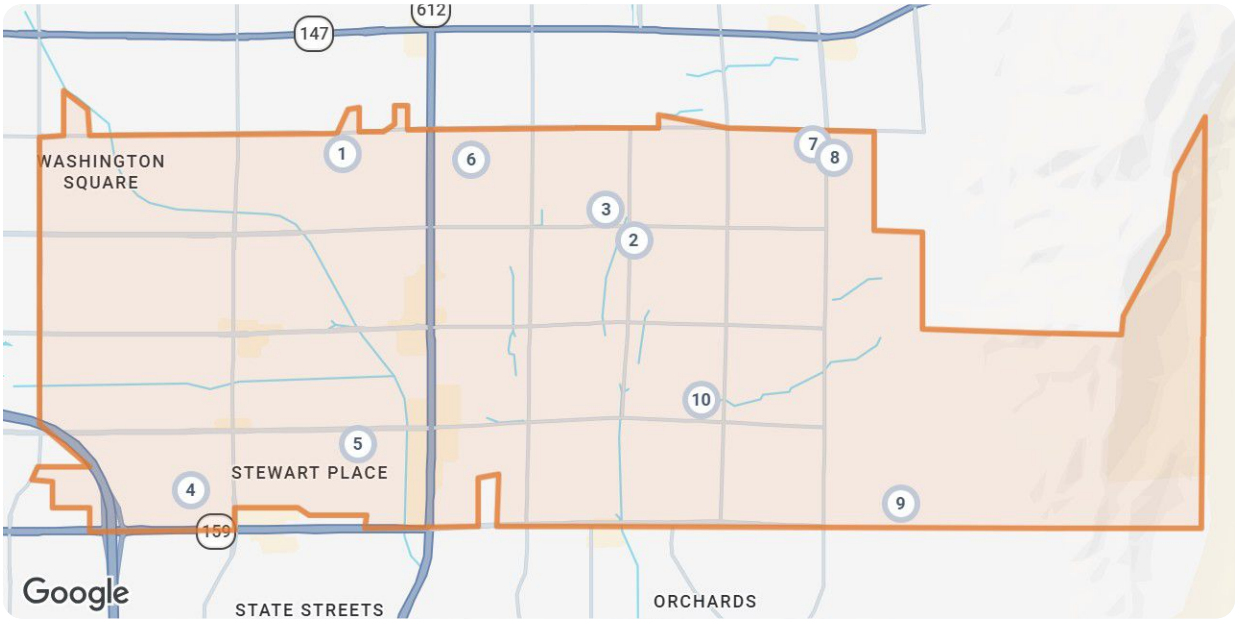

Legend

Off Market, Hold, Withdrawn, Expired, or Canceled

Distressed: 10 properties	Property Type	Beds / Baths	Living Area (sq ft)	Lot Size / Year Built	List Date / Days in RPR	List Price / $ Per Sq Ft	Distressed Date / Type
1  **4056 Abrams Ave** **Las Vegas, NV 89110** Off Market / Public Record	Single Family	3/3	1,323	3,485 sqft 2000	– – days	– $269/sq ft	11/9/2026 Notice of Default

Copyright 2026 Realtors Property Resource® LLC. All Rights Reserved.
Information is not guaranteed. Equal Housing Opportunity.

Las Vegas, NV 89110

	Distressed: 10 properties	Property Type	Beds / Baths	Living Area (sq ft)	Lot Size / Year Built	List Date / Days in RPR	List Price / $ Per Sq Ft	Distressed Date / Type
2	 **875 Palmerston St** **Las Vegas, NV 89110** Off Market / Public Record	Single Family	3/2	1,416	6,970 sqft 1980	– – days	– $278/sq ft	11/5/2026 Notice of Foreclosure Sale
3	 **4210 Wales Green Ln** **Las Vegas, NV 89110** Off Market / Public Record	Single Family	3/3	2,083	5,362 sqft 2023	– – days	– $227/sq ft	8/27/2026 Notice of Foreclosure Sale
4	 **554 Airshire Ct** **Las Vegas, NV 89110** Off Market / Public Record	Single Family	4/2	1,800	6,970 sqft 1979	– – days	– $225/sq ft	9/30/2026 Notice of Lis Pendens
5	 **5712 Allegro Ave** **Las Vegas, NV 89110** Off Market / Public Record	Single Family	3/2	1,179	3,920 sqft 1987	– – days	– $303/sq ft	11/2/2026 Notice of Foreclosure Sale
6	 **1405 Blazing Sand St** **Las Vegas, NV 89110** Off Market / Public Record	Single Family	5/3	3,862	7,841 sqft 1996	– – days	– $139/sq ft	10/13/2026 Notice of Default
7	 **6641 Blue Hawaii Ave** **Las Vegas, NV 89110** Off Market / Public Record	Single Family	5/3	4,298	10,454 sqft 2006	– – days	– $179/sq ft	9/1/2026 Notice of Lis Pendens
8	 **1273 Clagett Ln** **Las Vegas, NV 89110** Off Market / Public Record	Single Family	3/3	1,692	5,227 sqft 1987	– – days	– $252/sq ft	9/16/2026 Notice of Default
9	 **3600 Diamond Head Dr** **Las Vegas, NV 89110** Off Market / Public Record	Single Family	3/2	1,232	6,534 sqft 1980	– – days	– $281/sq ft	9/29/2026 Notice of Default
10	 **706 N Hollywood Blvd** **Las Vegas, NV 89110** Off Market / Public Record	Single Family	5/4	2,792	0.48 acres 1974	– – days	– $260/sq ft	10/15/2026 Notice of Foreclosure Sale

Copyright 2026 Realtors Property Resource® LLC. All Rights Reserved.
Information is not guaranteed. Equal Housing Opportunity.

Las Vegas, NV 89110

Summary

For Lease Activity in the Last 3 Months

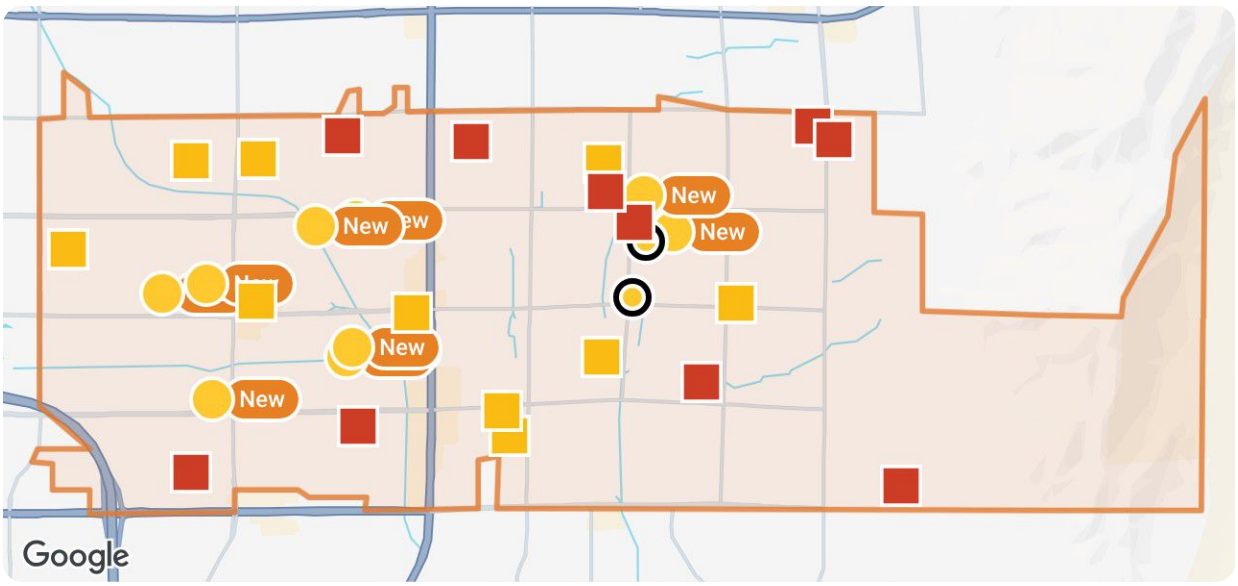

Legend

- For Sale Pending
- For Sale / Lease
- Recently Closed
- Distressed
- Recently Leased

	New	Pending	Closed	Distressed
Number of Properties	10	10	10	10
Lowest Listing Price / Est.Value	$332,000	$160,000	$1,595	$346,350
Median Listing Price / Est.Value	$375,000	$341,500	$296,500	$416,285
Highest Listing Price / Est.Value	$719,000	$699,000	$433,000	$768,270
Average Price / sqft	$254	$209	$166	$241
Median Price / sqft	$257	$217	$168	$256
Average Days in RPR	20	21	62	–
Median Days in RPR	16	9	40	–
Total Volume	$4,118,999	$3,811,500	$2,354,790	$4,788,600
Source	Listings	Listings	Public Records & Listings	Public Records & Listings

Copyright 2026 Realtors Property Resource® LLC. All Rights Reserved.
Information is not guaranteed. Equal Housing Opportunity.

Las Vegas, NV 89110

Market Activity Breakdown

New

Source: Listings

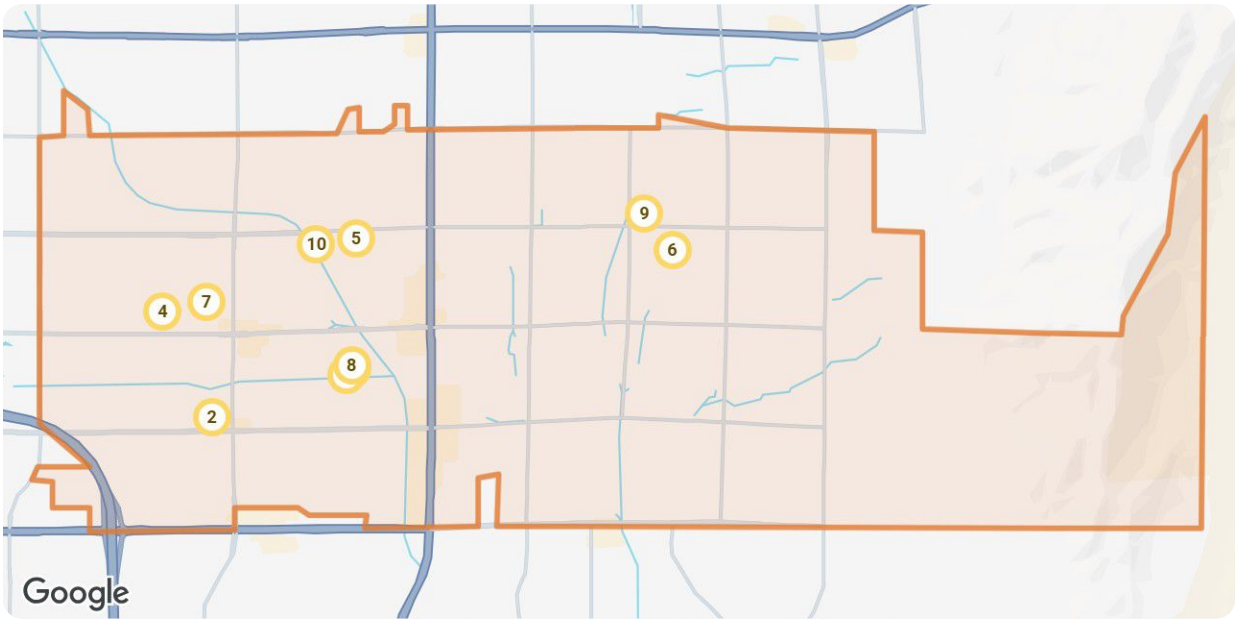

Legend

Active For Sale

New: 10 properties	Property Type	Beds / Baths	Living Area (sq ft)	Lot Size	Year Built	List Date / Days in RPR	List Price / $ Per Sq Ft
1  **79 N Christy Ln** **Las Vegas, NV 89110** MLS ID: 2829433 Active / For Sale and For Lease *Listing Courtesy of Radio Real Estate of Nevada*	Single Family	3/2	1,226	4,356 sqft	1981	10/24/2026 28 days	$335,000 $273/sq ft
2  **4932 Harris Ave** **Las Vegas, NV 89110** MLS ID: 2832423 Active / For Sale and For Lease *Listing Courtesy of Realty of America LLC*	Single Family	4/2	2,049	6,970 sqft	1979	11/5/2026 16 days	$385,000 $188/sq ft
3  **220 Ea Ea Prince Ln** **Las Vegas, NV 89110** MLS ID: 2835250 Active / For Sale and For Lease *Listing Courtesy of Compass Realty & Management*	Single Family	4/3	1,130	8,276 sqft	1963	11/18/2026 3 days	$360,000 $319/sq ft
4  **4231 Galaxy Gaze Ave** **Las Vegas, NV 89110** MLS ID: 2835639 Active / For Sale and For Lease *Listing Courtesy of TB Realty Las Vegas LLC*	Condo/Townhouse/Apt.	4/3	1,727	2,178 sqft	2026	11/19/2026 2 days	$332,000 $192/sq ft
5  **828 Market Crest Dr** **Las Vegas, NV 89110** MLS ID: 2835342 Active / For Sale and For Lease *Listing Courtesy of Richards Hadley, LLC*	Single Family	3/3	2,701	0.46 acres	1999	11/17/2026 4 days	$719,000 $266/sq ft

Copyright 2026 Realtors Property Resource® LLC. All Rights Reserved.
Information is not guaranteed. Equal Housing Opportunity.

Las Vegas, NV 89110

New: 10 properties	Property Type	Beds / Baths	Living Area (sq ft)	Lot Size	Year Built	List Date / Days in RPR	List Price / $ Per Sq Ft
6  **29 Tierra Buena Dr** **Las Vegas, NV 89110** MLS ID: 2832894 Active / For Sale and For Lease *Listing Courtesy of Perla Herrera Realty*	Single Family	3/2	1,472	6,098 sqft	1982	11/5/2026 16 days	$365,000 $248/sq ft
7  **204 Samantha St** **Las Vegas, NV 89110** MLS ID: 2829495 Active / For Sale and For Lease *Listing Courtesy of United Realty Group*	Single Family	5/3	1,938	6,534 sqft	1978	10/24/2026 28 days	$463,000 $239/sq ft
8  **5828 Sunny Orchard Ln** **Las Vegas, NV 89110** MLS ID: 2817211 Active / For Sale and For Lease *Listing Courtesy of Huntington & Ellis, A Real Est*	Single Family	3/2	1,495	6,970 sqft	1996	9/11/2026 71 days	$420,000 $281/sq ft
9  **201 Hancock St** **Las Vegas, NV 89110** MLS ID: 2827445 Active / For Sale and For Lease *Listing Courtesy of The Highlands RE Group LLC*	Single Family	3/2	1,180	6,098 sqft	1973	10/20/2026 32 days	$394,999 $335/sq ft
10  **4237 Galaxy Gaze Ave** **Las Vegas, NV 89110** MLS ID: 2835825 Active / For Sale and For Lease *Listing Courtesy of TB Realty Las Vegas LLC*	Condo/Townhouse/Apt.	3/3	1,727	2,178 sqft	2026	11/20/2026 1 day	$345,000 $200/sq ft

Pending

Source: Listings

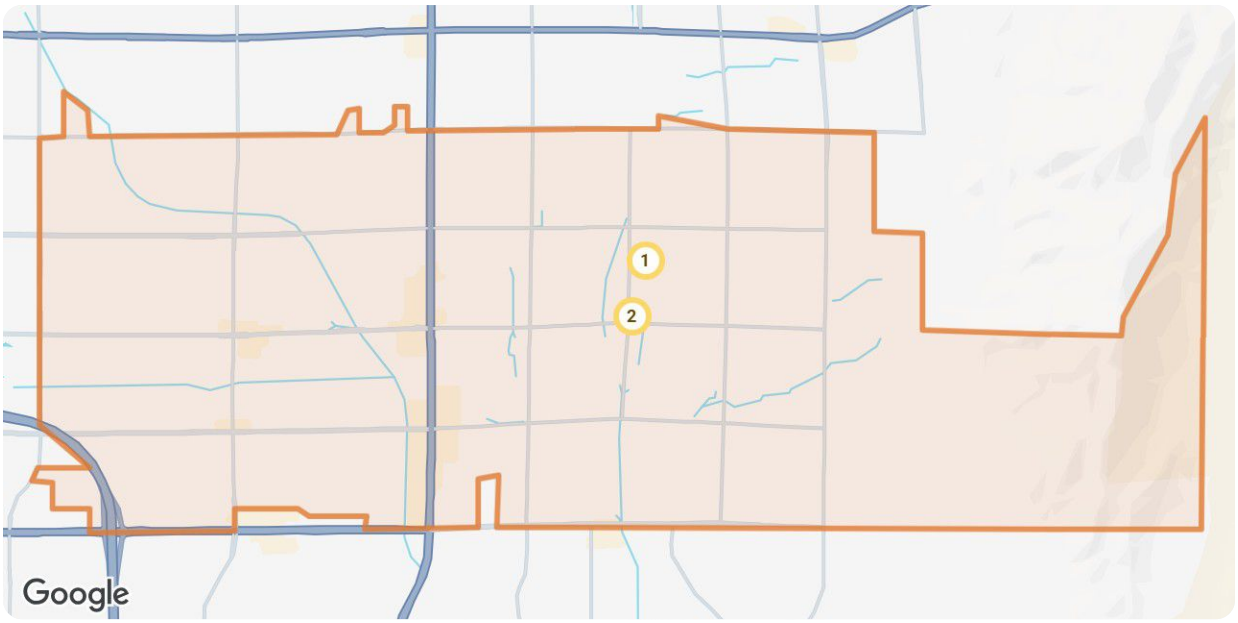

Legend

Pending

Copyright 2026 Realtors Property Resource® LLC. All Rights Reserved.
Information is not guaranteed. Equal Housing Opportunity.

Las Vegas, NV 89110

	Pending: 10 properties	Property Type	Beds / Baths	Living Area (sq ft)	Lot Size / Year Built	List Date	List Price / $ Per Sq Ft	Pending Date / Days in RPR
1	 **428 Bolsa Dr** **Las Vegas, NV 89110** MLS ID: 2820693 Pending / For Sale and For Lease *Listing Courtesy of Platinum Real Estate Prof*	Single Family	4/2	1,731	6,534 sqft 1972	9/21/2026	$300,000 $173/sq ft	11/12/2026 52 days
2	 **3721 Lighthouse Ave** **Las Vegas, NV 89110** MLS ID: 2831751 Pending / For Sale and For Lease *Listing Courtesy of Simply Vegas*	Single Family	4/3	1,876	6,534 sqft 1977	11/4/2026	$275,000 $147/sq ft	11/12/2026 8 days
3	 **904 Hunnicut St** **Las Vegas, NV 89110** MLS ID: 2832850 Pending / For Sale and For Lease *Listing Courtesy of Simply Vegas*	Single Family	3/3	1,323	3,485 sqft 1999	11/7/2026	$285,000 $215/sq ft	11/12/2026 5 days
4	 **830 N Sloan Ln, Apt 202** **Las Vegas, NV 89110** MLS ID: 2820836 Pending / For Sale and For Lease *Listing Courtesy of Keller Williams MarketPlace*	Condo/Townhouse/Apt.	2/2	900	940 sqft 1988	9/24/2026	$170,000 $189/sq ft	11/9/2026 46 days
5	 **852 Betty Ln** **Las Vegas, NV 89110** MLS ID: 2833548 Pending / For Sale and For Lease *Listing Courtesy of Realty of America LLC*	Single Family	4/2	1,581	0.45 acres 1971	11/10/2026	$385,000 $244/sq ft	11/10/2026 – days
6	 **5536 Big Sea St** **Las Vegas, NV 89110** MLS ID: 2829848 Pending / For Sale and For Lease *Listing Courtesy of Lyons Share Real Estate*	Single Family	4/3	1,747	4,356 sqft 1983	10/26/2026	$383,000 $219/sq ft	11/3/2026 8 days
7	 **5741 Fonchester Ct** **Las Vegas, NV 89110** MLS ID: 2830947 Pending / For Sale and For Lease *Listing Courtesy of Alchemy Investments RE*	Single Family	3/3	1,938	7,841 sqft 1983	11/4/2026	$479,500 $247/sq ft	11/8/2026 4 days
8	 **1301 N Gateway Rd** **Las Vegas, NV 89110** MLS ID: 2830237 Pending / For Sale and For Lease *Listing Courtesy of Realty of America LLC*	Single Family	5/3	2,748	0.48 acres 1956	10/28/2026	$675,000 $246/sq ft	11/6/2026 9 days
9	 **706 N Hollywood Blvd** **Las Vegas, NV 89110** MLS ID: 2830320 Pending / For Sale and For Lease *Listing Courtesy of BHHS Nevada Properties*	Single Family	5/4	2,792	0.48 acres 1974	10/28/2026	$699,000 $250/sq ft	11/10/2026 13 days
10	 **213 N Lamb Blvd, Unit E** **Las Vegas, NV 89110** MLS ID: 2817272 Pending / For Sale and For Lease *Listing Courtesy of Realty of America LLC*	Condo/Townhouse/Apt.	2/2	978	1,307 sqft 1988	9/9/2026	$160,000 $164/sq ft	10/27/2026 48 days

Copyright 2026 Realtors Property Resource® LLC. All Rights Reserved.
Information is not guaranteed. Equal Housing Opportunity.

Las Vegas, NV 89110

Closed

Source: Public Records and Listings

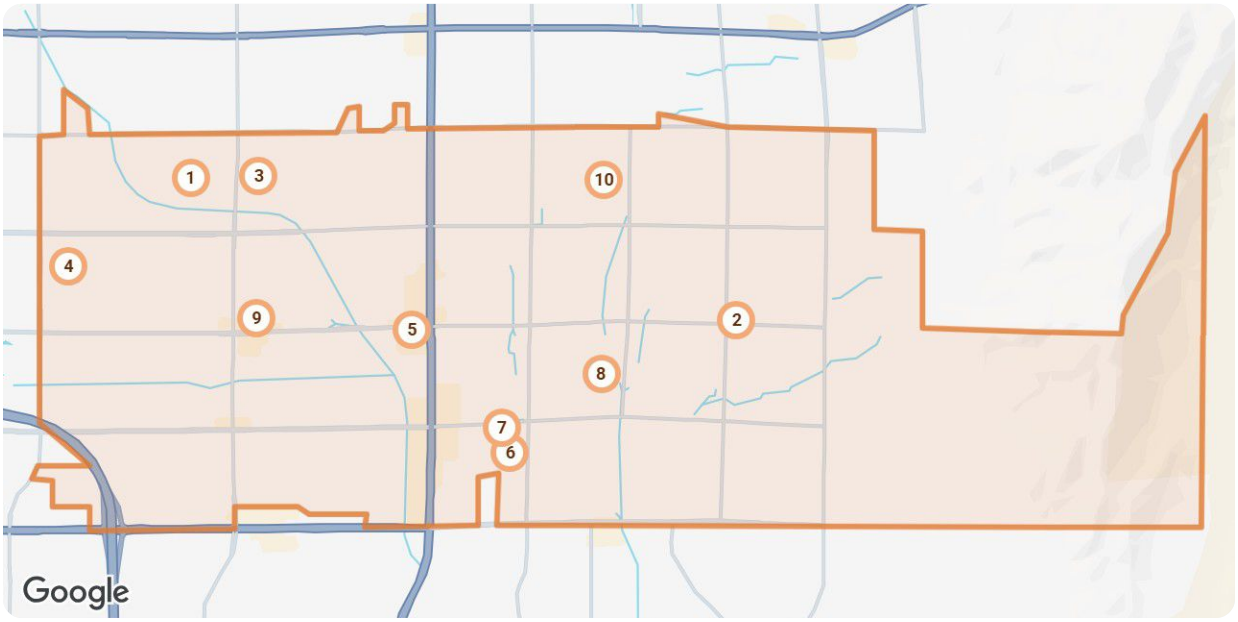

Legend

Closed

Closed: 10 properties	Property Type	Beds / Baths	Living Area (sq ft)	Lot Size / Year Built	Closed Date / Days in RPR	Closed Price / $ Per Sq Ft	List to Sold Price %
1  **1096 N Sloan Ln** **Las Vegas, NV 89110** MLS ID: 2786241 Closed / For Sale and For Lease *Courtesy of Compass Realty & Management*	Single Family	4/3	2,510	7,405 sqft 2001	11/20/2026 177 days	$433,000 $173/sq ft	↓ 1.14%
2  **45 Sabino Cir** **Las Vegas, NV 89110** MLS ID: 2809183 Closed / For Sale and For Lease *Courtesy of The Right Choice Realty*	Single Family	3/1	979	6,534 sqft 1977	11/20/2026 98 days	$325,000 $332/sq ft	↑ 3.17%
3  **61 Lafaette St** **Las Vegas, NV 89110** MLS ID: 2824834 Closed / For Sale and For Lease *Courtesy of BHHS Nevada Properties*	Single Family	4/2	1,202	6,534 sqft 1977	11/19/2026 41 days	$350,000 $291/sq ft	–
4  **6249 Seagirt Cir** **Las Vegas, NV 89110** MLS ID: 2824853 Closed / For Sale and For Lease *Courtesy of Listing Masters LLC*	Single Family	3/2	1,565	0.25 acres 1996	11/17/2026 39 days	$430,000 $275/sq ft	↓ 2.25%
5  **253 Sir Phillip St** **Las Vegas, NV 89110** MLS ID: 2823841 Closed / For Sale and For Lease *Courtesy of Alchemy Investments RE*	Single Family	4/2	1,632	6,970 sqft 1973	11/16/2026 45 days	$268,000 $164/sq ft	↑ 3.28%

Copyright 2026 Realtors Property Resource® LLC. All Rights Reserved.
Information is not guaranteed. Equal Housing Opportunity.

Las Vegas, NV 89110

	Closed: 10 properties	Property Type	Beds / Baths	Living Area (sq ft)	Lot Size / Year Built	Closed Date / Days in RPR	Closed Price / $ Per Sq Ft	List to Sold Price %
6	 **5212 Jeff Dr** **Las Vegas, NV 89110** MLS ID: 2823464 Closed / For Sale and For Lease *Courtesy of BHHS Nevada Properties*	Single Family	3/2	1,196	8,276 sqft 1979	11/13/2026 12 days	$342,000 $286/sq ft	↑ 0.62%
7	 **5174 Olga Manor Ave** **Las Vegas, NV 89110** MLS ID: 2802830 Closed / For Lease *Courtesy of Seven Hills Real Estate*	Single Family	3/3	1,787	3,485 sqft –	8/28/2026 21 days	– $1/sq ft	–
8	 **1081 Colgate Ln** **Las Vegas, NV 89110** MLS ID: 2815992 Closed / For Lease *Courtesy of Nevada Real Estate Corp*	Single Family	5/3	2,021	5,663 sqft 2001	10/16/2026 34 days	– $1/sq ft	–
9	 **167 Sir George Dr** **Las Vegas, NV 89110** MLS ID: 2829047 Closed / For Sale and For Lease *Courtesy of BHHS Nevada Properties*	Single Family	3/2	1,440	7,405 sqft 1988	11/6/2026 7 days	$200,000 $139/sq ft	↓ 9.09%
10	 **5374 N Sir Richard Dr** **Las Vegas, NV 89110** MLS ID: 2777123 Closed / For Lease *Courtesy of Blue Diamond Realty LLC*	Single Family	5/2	1,500	6,534 sqft 1973	9/24/2026 149 days	– $1/sq ft	–

Distressed

Source: Public Records and Listings

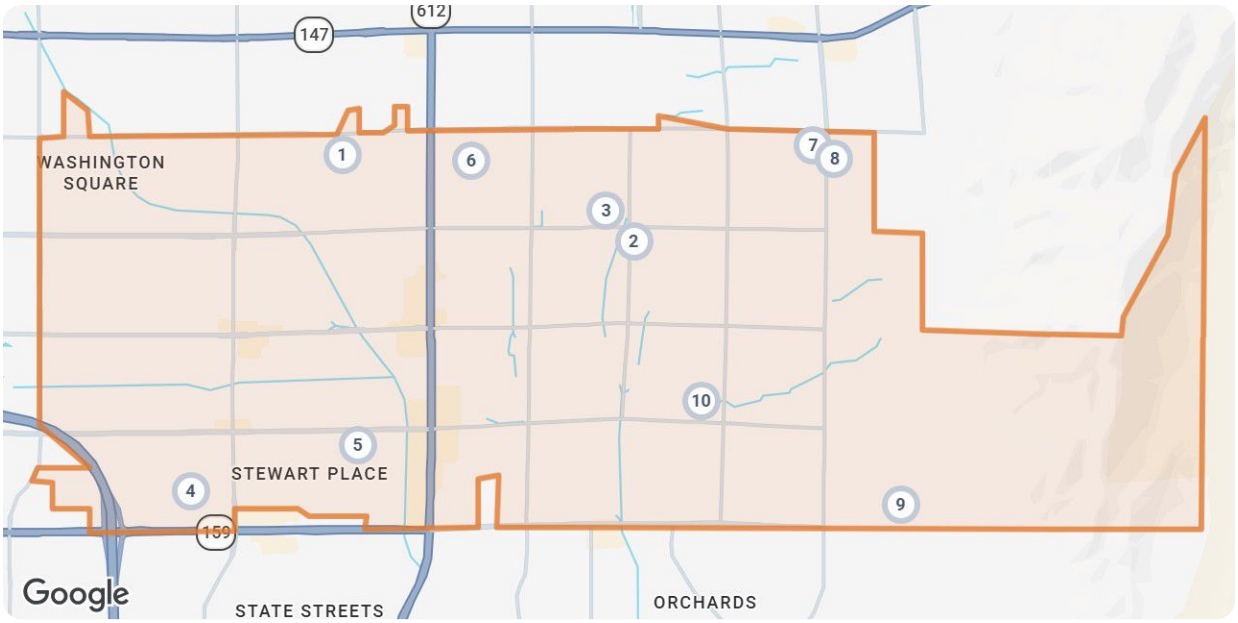

Legend

Off Market, Hold, Withdrawn, Expired, or Canceled

Copyright 2026 Realtors Property Resource® LLC. All Rights Reserved.
Information is not guaranteed. Equal Housing Opportunity.

Las Vegas, NV 89110

	Distressed: 10 properties	Property Type	Beds / Baths	Living Area (sq ft)	Lot Size / Year Built	List Date / Days in RPR	List Price / $ Per Sq Ft	Distressed Date / Type
1	 **4056 Abrams Ave** **Las Vegas, NV 89110** Off Market / Public Record	Single Family	3/3	1,323	3,485 sqft 2000	– – days	– $269/sq ft	11/9/2026 Notice of Default
2	 **875 Palmerston St** **Las Vegas, NV 89110** Off Market / Public Record	Single Family	3/2	1,416	6,970 sqft 1980	– – days	– $278/sq ft	11/5/2026 Notice of Foreclosure Sale
3	 **4210 Wales Green Ln** **Las Vegas, NV 89110** Off Market / Public Record	Single Family	3/3	2,083	5,362 sqft 2023	– – days	– $227/sq ft	8/27/2026 Notice of Foreclosure Sale
4	 **554 Airshire Ct** **Las Vegas, NV 89110** Off Market / Public Record	Single Family	4/2	1,800	6,970 sqft 1979	– – days	– $225/sq ft	9/30/2026 Notice of Lis Pendens
5	 **5712 Allegro Ave** **Las Vegas, NV 89110** Off Market / Public Record	Single Family	3/2	1,179	3,920 sqft 1987	– – days	– $303/sq ft	11/2/2026 Notice of Foreclosure Sale
6	 **1405 Blazing Sand St** **Las Vegas, NV 89110** Off Market / Public Record	Single Family	5/3	3,862	7,841 sqft 1996	– – days	– $139/sq ft	10/13/2026 Notice of Default
7	 **6641 Blue Hawaii Ave** **Las Vegas, NV 89110** Off Market / Public Record	Single Family	5/3	4,298	10,454 sqft 2006	– – days	– $179/sq ft	9/1/2026 Notice of Lis Pendens
8	 **1273 Clagett Ln** **Las Vegas, NV 89110** Off Market / Public Record	Single Family	3/3	1,692	5,227 sqft 1987	– – days	– $252/sq ft	9/16/2026 Notice of Default
9	 **3600 Diamond Head Dr** **Las Vegas, NV 89110** Off Market / Public Record	Single Family	3/2	1,232	6,534 sqft 1980	– – days	– $281/sq ft	9/29/2026 Notice of Default
10	 **706 N Hollywood Blvd** **Las Vegas, NV 89110** Off Market / Public Record	Single Family	5/4	2,792	0.48 acres 1974	– – days	– $260/sq ft	10/15/2026 Notice of Foreclosure Sale

Copyright 2026 Realtors Property Resource® LLC. All Rights Reserved.
Information is not guaranteed. Equal Housing Opportunity.

Las Vegas, NV 89110

About RPR

- RPR® is the nation's largest property database, exclusively for REALTORS®. It empowers REALTORS® to help buyers and sellers make informed decisions, backed by a real estate database covering more than 160 million residential and commercial properties in the United States.
- RPR is a wholly owned subsidiary of the National Association of REALTORS® and a member benefit to REALTORS®.
- RPR's data sources range from MLSs and county-level tax and assessment offices, to the U.S. Census and FEMA, to specialty data set providers such as Esri (consumer data), Niche (school information) and Precisely (geographic boundaries).

Learn More

For more information about RPR, please visit RPR's public website: **https://blog.narrpr.com**

Copyright 2026 Realtors Property Resource® LLC. All Rights Reserved.
Information is not guaranteed. Equal Housing Opportunity.