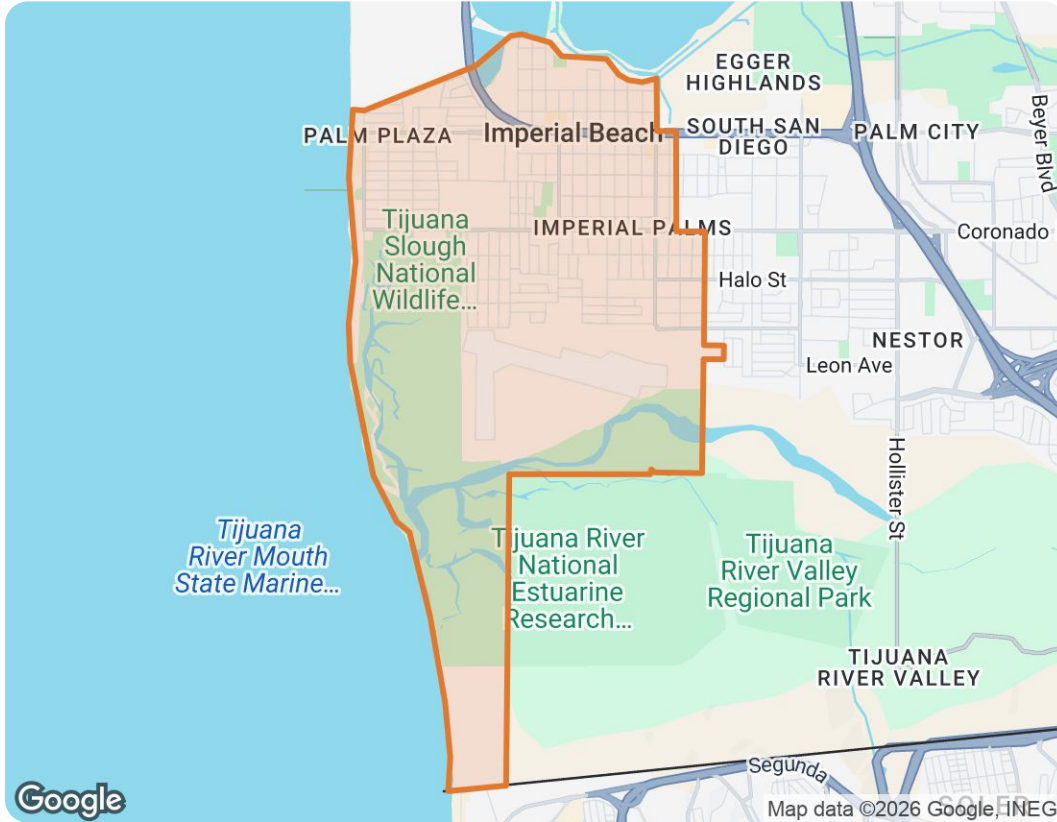


Imperial Beach, California



The biggest buyer rebates and lowest selling fees in real estate – without sacrificing full-service support, 7 days a week.

ShopProp Licensed CA, WA, HI, AZ, MI, TX, VA, CO

📞 Office (888) 821-0556

✉️ team@shopprop.com

🌐 www.shopprop.com

Shop|Prop

ShopProp Inc.

Market Trends

Market Trends for Imperial Beach, California

Single Family + Condo/Townhouse/Apt.

April 2026

Market Type

Seller's
Market

**Balanced
Market**

Buyer's
Market

Key Details

Months of Inventory	Sold to List Price %	Median Days in RPR	Median Sold Price
5.75	98.3%	32	\$845,000
↑ 11.22% MoM	↑ 1.56% MoM	↑ 28% MoM	↑ 7.1% MoM

May 2026 Median Estimated Property Value

Single Family + Condo/Townhouse/Apt.

This graphic displays property estimates for a market area and a subject property, where one has been selected. Estimated property values are generated by a valuation model and are not formal appraisals.

Source: Public records, and MLS sources where licensed

Update Frequency: Monthly

Median Estimated Value

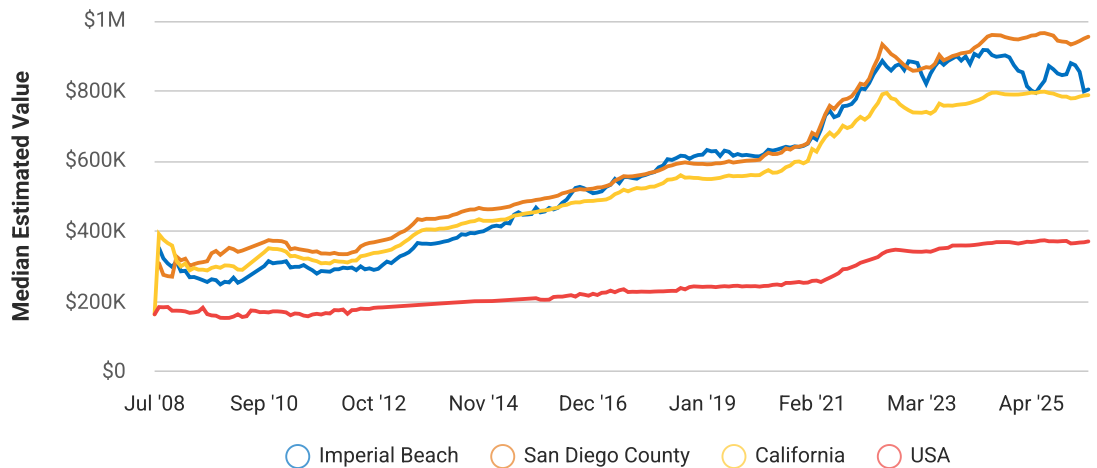
\$804,710

Last Month Change

+0.7%

12 Month Change

+1.2%



Imperial Beach, California

April 2026 Active Listings

Imperial Beach, California

Single Family + Condo/Townhouse/Apt.

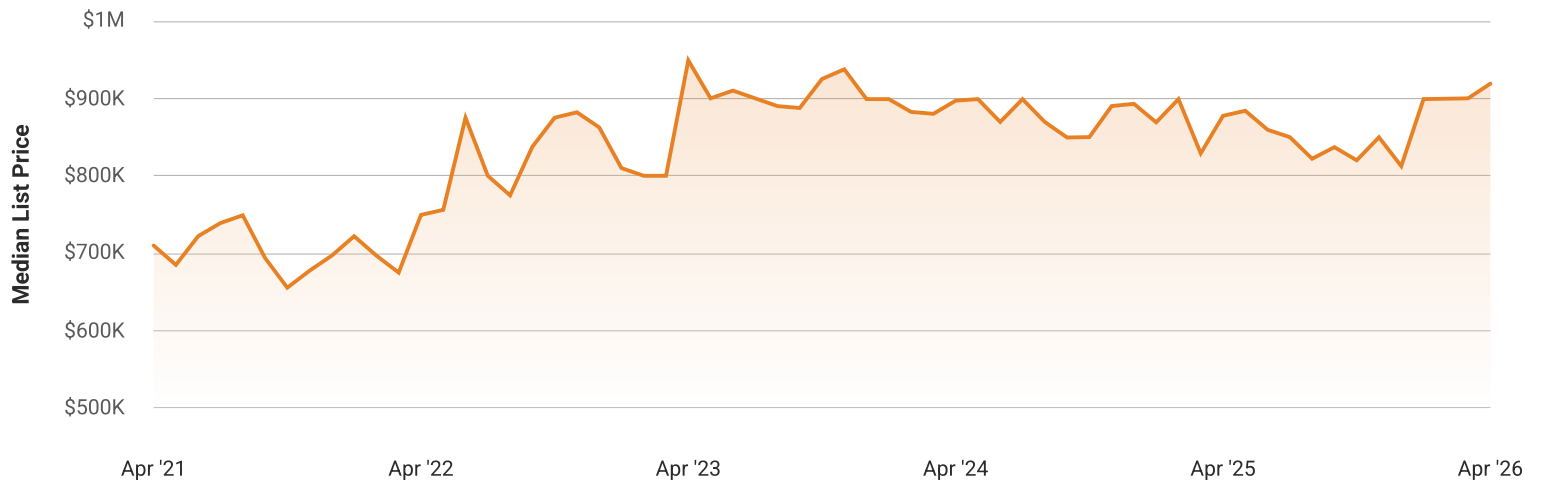
This graphic summarizes key statistics for properties that were in an active status on the last day of each month. RPR uses list date and a derived pending date to determine if the listing was active on the last day of the month. An end-of-month snapshot of active listings helps to understand inventory levels, price points and duration on the market.

Source: Listing sources

Update Frequency: Monthly

Median List Price - \$919,000

↑ 2.1% Month over Month



Imperial Beach, California

April 2026 Sold Listings

Imperial Beach, California

Single Family + Condo/Townhouse/Apt.

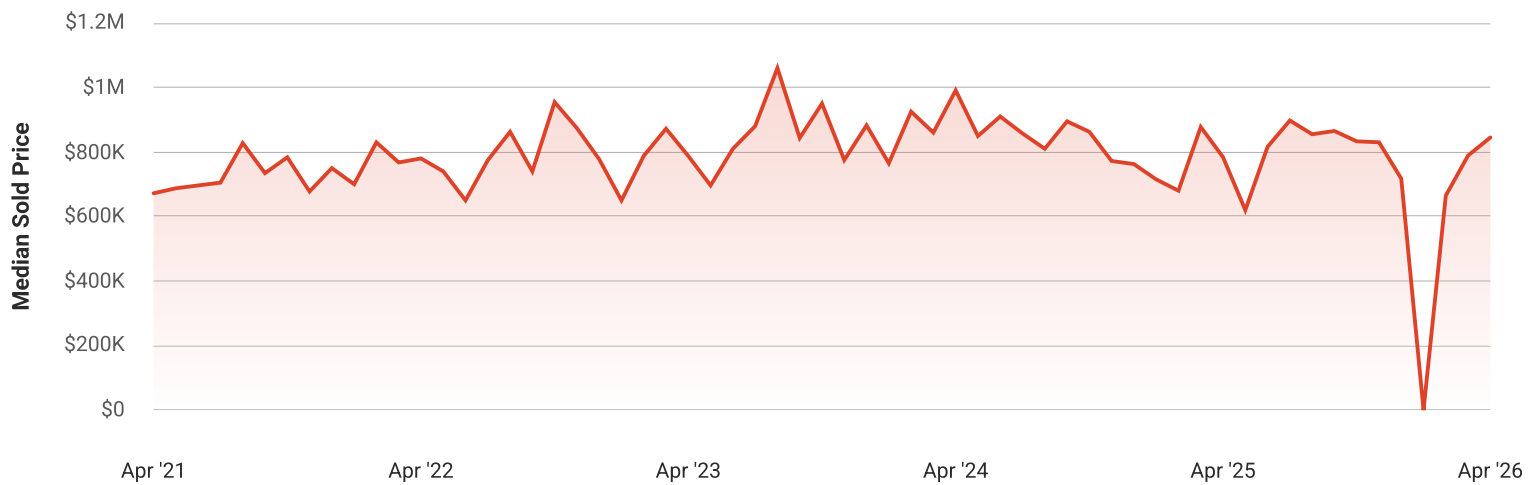
This graphic summarizes key statistics for properties that sold each month. RPR uses a derived sold date to determine when a property moved into a sold status within the given month. These statistics are important for understanding the price points on sold properties as well as the difference between the list price and sold price, which reveals whether buyers are paying over or under the asking price.

Source: Listing sources

Update Frequency: Monthly

Median Sold Price - \$845,000

↑ 7.1% Month over Month



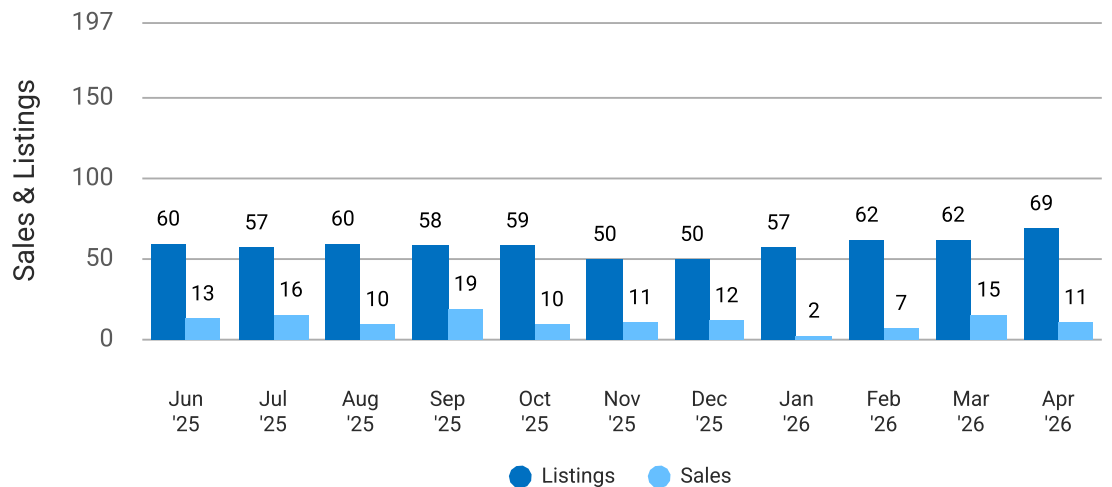
Total Sales and Active Listings in Imperial Beach, California

Single Family + Condo/Townhouse/Apt.

This graph compares the number of sales with the number of active listings in the local market.

Source: MLS data where licensed

Update Frequency: Monthly



Imperial Beach, California

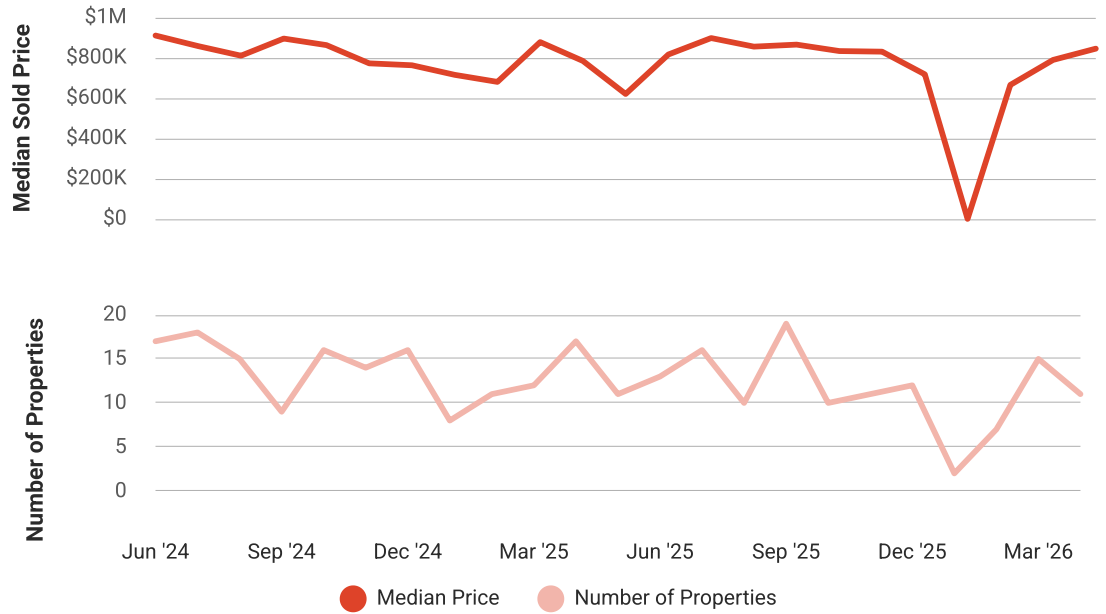
Median Sold Price vs Sold Listings in Imperial Beach, California

Single Family + Condo/Townhouse/Apt.

This chart compares the trend of median sold price and number of sold listings for the given location.

Source: Listing Data

Update Frequency: Monthly



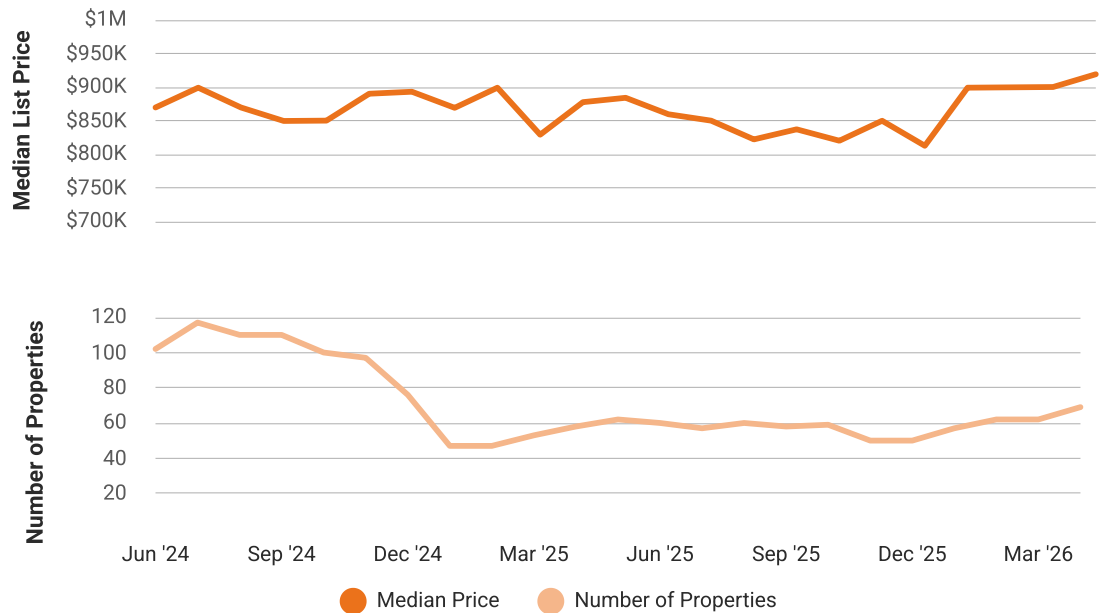
Median List Price vs Active Listings in Imperial Beach, California

Single Family + Condo/Townhouse/Apt.

This chart compares the trend of median list price and number of active properties for the given location.

Source: Listing Data

Update Frequency: Monthly



Market Snapshot

Value and Price Changes

	Current	Last Month	Last 3 Months	Last 12 Months	Last 24 Months	Last 36 Months
Median Est. Property Value Last Updated: 5/31/2026	\$804,710	\$799,150 +0.7%	\$873,700 -7.9%	\$795,000 +1.22%	\$917,220 -12.27%	\$849,820 -5.31%
Median Sold Price Last Updated: 4/30/2026	\$845,000	\$789,000 +7.1%	-	\$784,000 +7.78%	\$991,000 -14.73%	\$787,500 +7.3%
Median List Price Last Updated: 4/30/2026	\$919,000	\$900,000 +2.11%	\$899,000 +2.22%	\$877,450 +4.74%	\$897,000 +2.45%	\$949,000 -3.16%

About this Data: Because some brokerages may choose not to include their MLS listing content within the RPR platform, the analysis contained in this report may not have been created using all the available listing data within this geographical market. Median estimated property values are generated by a valuation model and are not formal appraisals. Valuations are based on public records and MLS data where licensed. The Metrics displayed here reflect **All Residential Single Family, Condo, Townhouse and Apartment properties** data.

Market Activity

Market Activity Filters

Sort Order: Date

Maximum Properties Per Change Type: 10

Change Types: New Listings, Pending, Closed, Distressed

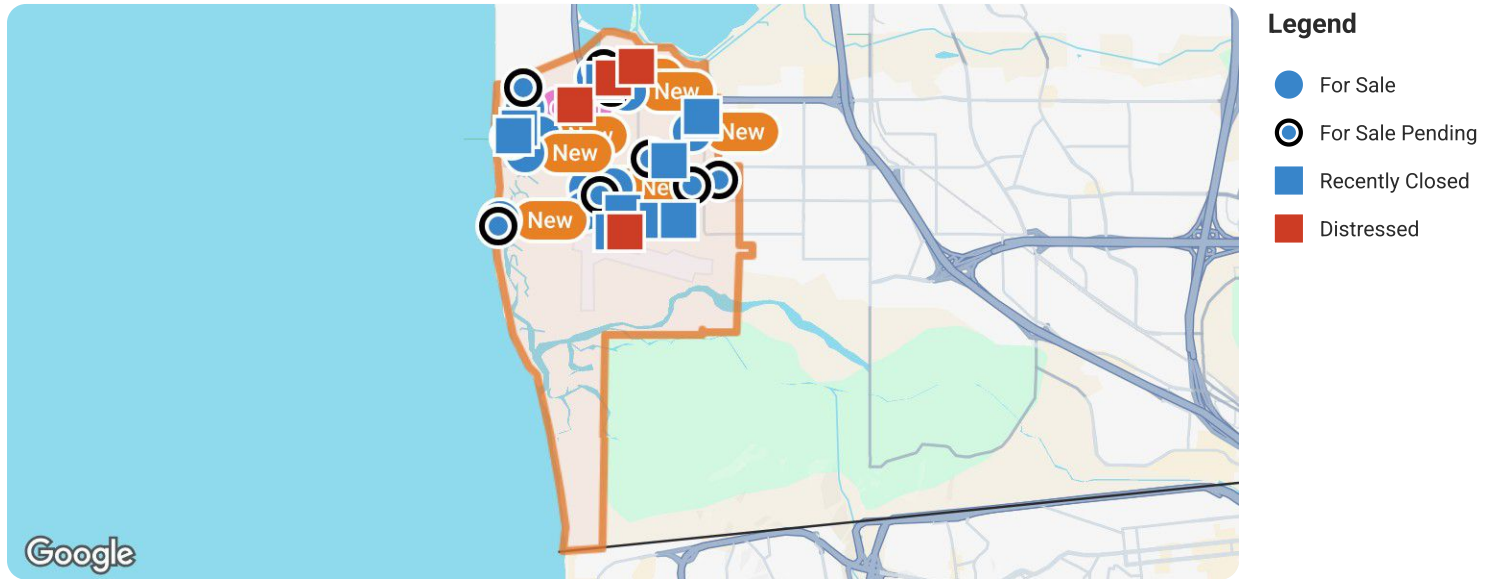
Property Types: Single Family, Condo/Townhouse/Apt

Property Features: Sale Price: Any, Lease Price: Any, Beds: Any, Baths: Any, Living Area: Any, Lot Size (acre): Any, Year Built: Any

Imperial Beach, California

Summary

For Sale Activity in the Last 3 Months

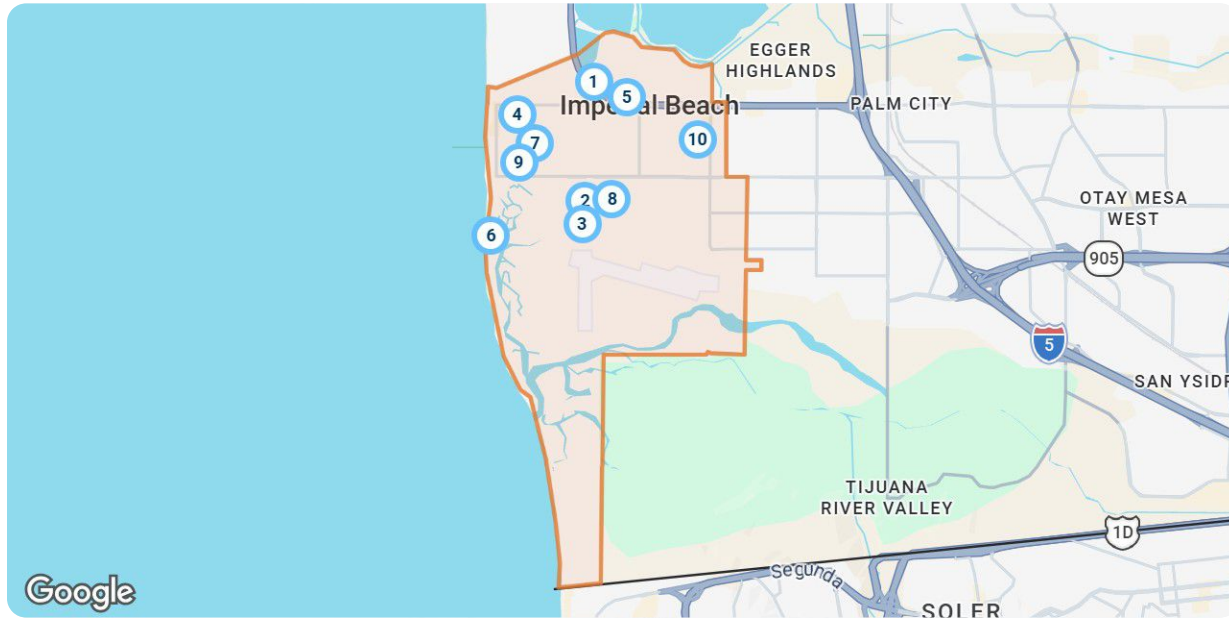


	New	Pending	Closed	Distressed
Number of Properties	10	10	10	4
Lowest Listing Price / Est.Value	\$448,000	\$489,000	\$550,000	\$471,770
Median Listing Price / Est.Value	\$999,000	\$812,000	\$736,000	\$839,410
Highest Listing Price / Est.Value	\$1,329,000	\$1,199,000	\$1,245,000	\$955,530
Average Price / sqft	\$653	\$606	\$620	\$618
Median Price / sqft	\$645	\$569	\$605	\$540
Average Days in RPR	6	44	11	-
Median Days in RPR	6	39	10	-
Total Volume	\$9,536,990	\$8,358,900	\$7,826,000	\$3,106,120
Source	Listings	Listings	Public Records & Listings	Public Records & Listings

Market Activity Breakdown

New

Source: Listings



Legend

● Active For Sale

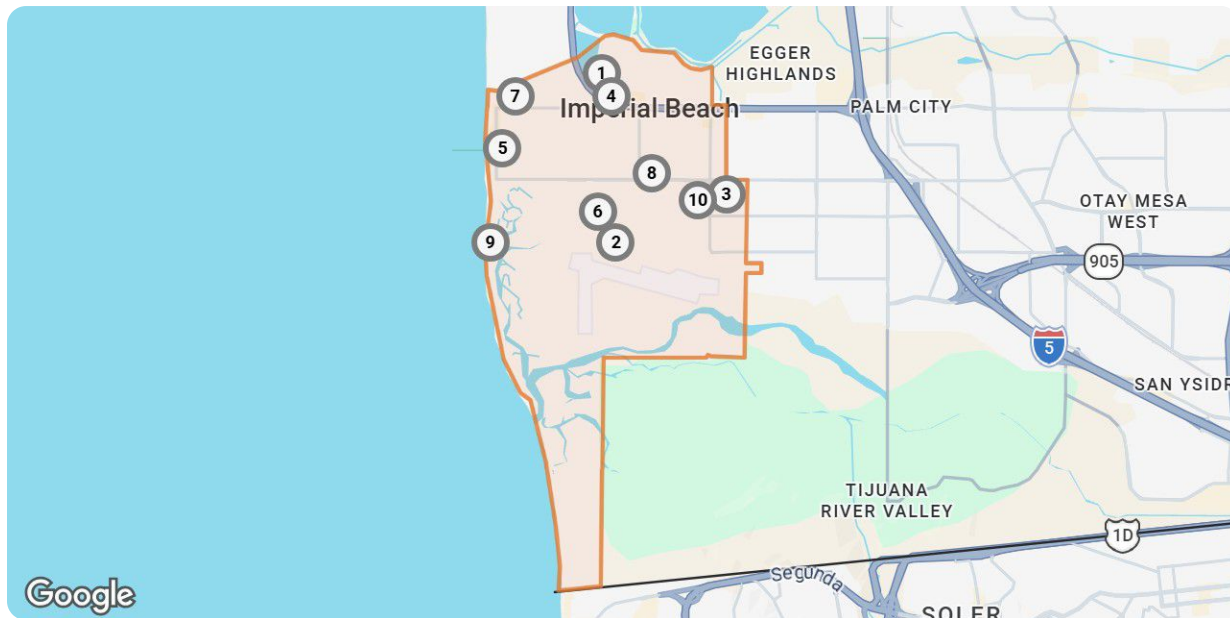
New: 10 properties		Property Type	Beds / Baths	Living Area (sq ft)	Lot Size	Year Built	List Date / Days in RPR	List Price / \$ Per Sq Ft
1	 <p>502 Shorebird Way Imperial Beach, CA 91932 MLS ID: 260013648 ● Active / For Sale</p> <p><i>Listing Courtesy of Brookshire Real Estate</i></p>	Condo/Townhouse/Apt.	3/3	1,485	-	2018	6/5/2026 - days	\$879,990 \$593/sq ft
2	 <p>1224 Louden Ln Imperial Beach, CA 91932 MLS ID: 260013474 ● Active / For Sale</p> <p><i>Listing Courtesy of Lpt Realty,inc</i></p>	Single Family	3/2	1,353	6,534 sqft	1990	6/3/2026 2 days	\$1,075,000 \$795/sq ft
3	 <p>1361 California St Imperial Beach, CA 91932 MLS ID: 260013190 ● Active / For Sale</p> <p><i>Listing Courtesy of Douglas Elliman Of California, Inc.</i></p>	Single Family	3/2	1,590	6,534 sqft	1973	5/31/2026 5 days	\$1,199,000 \$754/sq ft
4	 <p>211 Dahlia Ave, Apt M Imperial Beach, CA 91932 MLS ID: PTP2604168 ● Active / For Sale</p> <p><i>Listing Courtesy of SPIRIT REALTY, INC.</i></p>	Condo/Townhouse/Apt.	2/3	1,116	0.36 acres	1991	5/31/2026 5 days	\$699,000 \$626/sq ft
5	 <p>634 8th St, Apt 4 Imperial Beach, CA 91932 MLS ID: PTP2604148 ● Active / For Sale</p> <p><i>Listing Courtesy of MASTER PROPERTY REALTY</i></p>	Condo/Townhouse/Apt.	2/2	931	0.54 acres	1980	5/30/2026 6 days	\$448,000 \$481/sq ft

Imperial Beach, California

New: 10 properties		Property Type	Beds / Baths	Living Area (sq ft)	Lot Size	Year Built	List Date / Days in RPR	List Price / \$ Per Sq Ft
6	 <p>1442 Seacoast Dr, Unit 7 Imperial Beach, CA 91932 MLS ID: 260013148 ● Active / For Sale</p> <p><i>Listing Courtesy of Exp Realty Of Southern California, Inc.</i></p>	Condo/Townhouse/Apt.	3/2	1,699	0.25 acres	1992	5/30/2026 6 days	\$1,329,000 \$782/sq ft
7	 <p>315 Elm Ave Imperial Beach, CA 91932 MLS ID: 260012799 ● Active / For Sale</p> <p><i>Listing Courtesy of Frank Carpenter Real Estate</i></p>	Single Family	3/2	1,336	6,098 sqft	1949	5/29/2026 7 days	\$1,180,000 \$883/sq ft
8	 <p>1243 7th St Imperial Beach, CA 91932 MLS ID: 260012884 ● Active / For Sale</p> <p><i>Listing Courtesy of Costa Modern Properties</i></p>	Single Family	4/2	1,510	6,300 sqft	1953	5/28/2026 8 days	\$999,000 \$662/sq ft
9	 <p>207 Elkwood Ave, Unit 1 Imperial Beach, CA 91932 MLS ID: PTP2604028 ● Active / For Sale</p> <p><i>Listing Courtesy of COLDWELL BANKER WEST</i></p>	Condo/Townhouse/Apt.	3/2	1,160	0.32 acres	1991	5/27/2026 9 days	\$729,000 \$628/sq ft
10	 <p>1249 Elm Ave Imperial Beach, CA 91932 MLS ID: PTP2604008 ● Active / For Sale</p> <p><i>Listing Courtesy of EQUITY PACIFIC COAST</i></p>	Single Family	3/3	3,026	10,454 sqft	2007	5/26/2026 10 days	\$999,000 \$330/sq ft

Pending











Source: Listings



Legend

● Pending

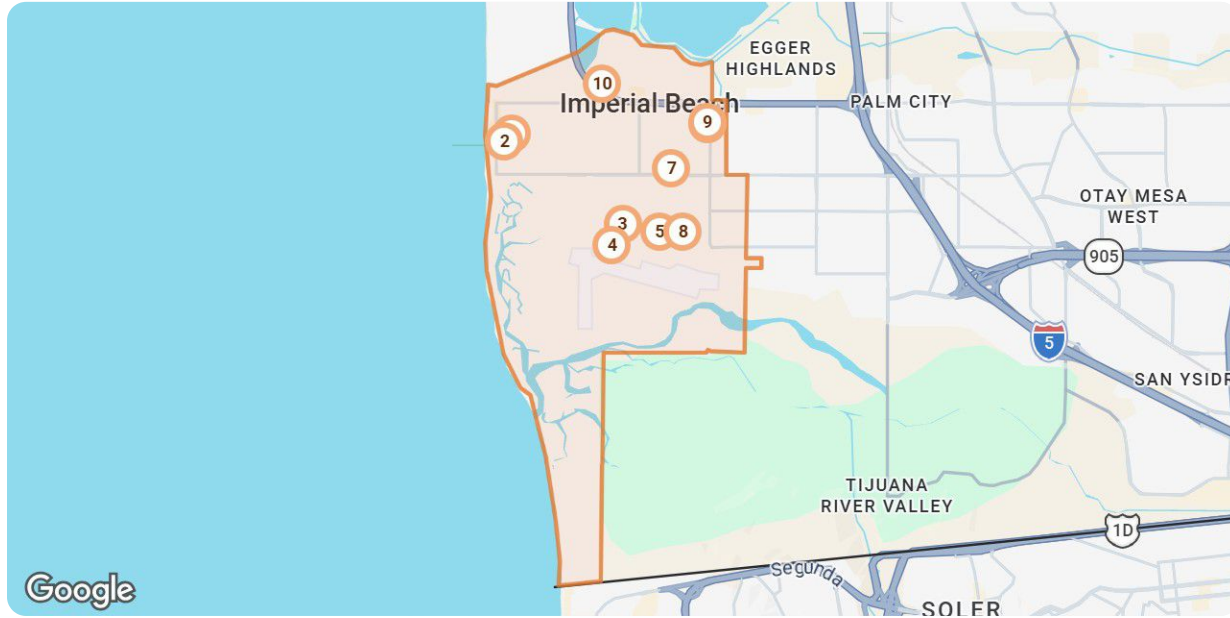


Pending: 10 properties		Property Type	Beds / Baths	Living Area (sq ft)	Lot Size / Year Built	List Date	List Price / \$ Per Sq Ft	Pending Date / Days in RPR
1	 <p>502 Surfbird Ln Imperial Beach, CA 91932 MLS ID: 260005848 🕒 Pending / For Sale</p> <p><i>Listing Courtesy of One Percent Listing Group, Inc</i></p>	Condo/Townhouse/Apt.	3/3	1,646	5,227 sqft 2018	3/12/2026	\$909,000 \$552/sq ft	6/5/2026 85 days
2	 <p>737 Hemlock Ave Imperial Beach, CA 91932 MLS ID: PTP2603903 🕒 Pending / For Sale</p> <p><i>Listing Courtesy of EXP REALTY OF CALIFORNIA, INC.</i></p>	Single Family	3/2	1,590	6,534 sqft 1960	5/21/2026	\$900,000 \$566/sq ft	6/4/2026 14 days
3	 <p>1178 14th St Imperial Beach, CA 91932 MLS ID: 260011446 🕒 Pending / For Sale</p> <p><i>Listing Courtesy of Costa Modern Properties</i></p>	Single Family	3/2	1,219	6,098 sqft 1957	5/12/2026	\$799,000 \$655/sq ft	6/2/2026 21 days
4	 <p>631 7th St, Apt 13 Imperial Beach, CA 91932 MLS ID: 260006963 🕒 Pending / For Sale</p> <p><i>Listing Courtesy of Costa Modern Properties</i></p>	Condo/Townhouse/Apt.	2/1	1,003	0.33 acres 1991	3/25/2026	\$489,000 \$488/sq ft	6/2/2026 69 days
5	 <p>130 Evergreen Ave, Unit 3 Imperial Beach, CA 91932 MLS ID: 260007907 🕒 Pending / For Sale</p> <p><i>Listing Courtesy of Berkshire Hathaway Homeservices California Properties</i></p>	Condo/Townhouse/Apt.	2/3	1,176	9,744 sqft 1984	4/3/2026	\$690,000 \$587/sq ft	5/29/2026 56 days
6	 <p>1245 East Ln Imperial Beach, CA 91932 MLS ID: 260008860 🕒 Pending / For Sale</p> <p><i>Listing Courtesy of Costa Modern Properties</i></p>	Single Family	3/3	1,920	4,400 sqft 2009	4/15/2026	\$1,099,000 \$572/sq ft	5/28/2026 43 days
7	 <p>205 Calla Ave Imperial Beach, CA 91932 MLS ID: 260012053 🕒 Pending / For Sale</p> <p><i>Listing Courtesy of Exp Realty Of California, Inc.</i></p>	Single Family	4/2	1,623	5,200 sqft 1954	5/18/2026	\$1,199,000 \$739/sq ft	5/26/2026 8 days
8	 <p>1053 Emory St Imperial Beach, CA 91932 MLS ID: 260004050 🕒 Pending / For Sale</p> <p><i>Listing Courtesy of Douglas Elliman Of California, Inc.</i></p>	Single Family	3/2	1,660	0.27 acres 1953	2/19/2026	\$825,000 \$497/sq ft	5/22/2026 92 days
9	 <p>1460 Seacoast Dr, Unit 9 Imperial Beach, CA 91932 MLS ID: PTP2602903 🕒 Pending / For Sale</p> <p><i>Listing Courtesy of SPIRIT REALTY, INC.</i></p>	Condo/Townhouse/Apt.	2/2	823	0.25 acres 1973	4/17/2026	\$799,000 \$971/sq ft	5/22/2026 35 days
10	 <p>1208 Florence St Imperial Beach, CA 91932 MLS ID: PTP2603514 🕒 Pending / For Sale</p> <p><i>Listing Courtesy of COLDWELL BANKER WEST</i></p>	Single Family	3/2	1,512	6,969 sqft 1991	5/7/2026	\$649,900 \$430/sq ft	5/21/2026 14 days

Imperial Beach, California

Closed

Source: Public Records and Listings



Legend

● Closed

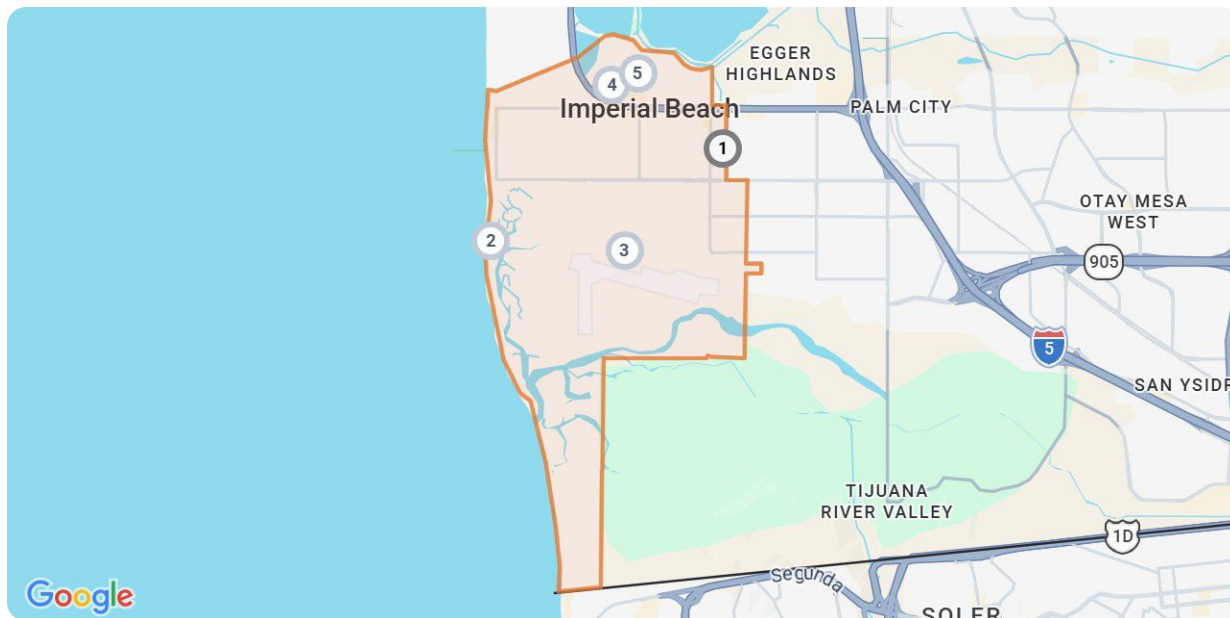
Closed: 10 properties		Property Type	Beds / Baths	Living Area (sq ft)	Lot Size / Year Built	Closed Date / Days in RPR	Closed Price / \$ Per Sq Ft	List to Sold Price %
1	 <p>183 Date Ave, Apt 3 Imperial Beach, CA 91932 MLS ID: 260009484</p> <p>Closed / For Sale</p> <p><i>Courtesy of Billionaires Row</i></p>	Condo/Townhouse/Apt.	3/3	1,773	4,767 sqft / 1990	6/1/2026 / 30 days	\$699,000 / \$394/sq ft	-
2	 <p>147 Elm Ave Imperial Beach, CA 91932 MLS ID: PTP2604260</p> <p>Closed / For Sale</p> <p><i>Courtesy of PACIFIC REALTY PROPERTY SALES</i></p>	Single Family	3/2	1,392	4,769 sqft / 1988	6/1/2026 / -2 days	\$1,245,000 / \$894/sq ft	-
3	 <p>817 Holly Ave Imperial Beach, CA 91932 MLS ID: 260011558</p> <p>Closed / For Sale</p> <p><i>Courtesy of Premier Realty Associates</i></p>	Single Family	3/2	1,032	6,000 sqft / 1959	5/28/2026 / 6 days	\$685,000 / \$664/sq ft	-
4	 <p>731 Iris Ave Imperial Beach, CA 91932 MLS ID: NDP2604106</p> <p>Closed / For Sale</p> <p><i>Courtesy of S3 REALTY</i></p>	Single Family	4/2	1,702	6,298 sqft / 1966	5/27/2026 / 3 days	\$895,000 / \$526/sq ft	↑ 5.29%
5	 <p>1005 Oneonta Ave Imperial Beach, CA 91932 MLS ID: 260010016</p> <p>Closed / For Sale</p> <p><i>Courtesy of Costa Modern Properties</i></p>	Single Family	3/2	1,440	- / 1970	5/27/2026 / 14 days	\$932,000 / \$647/sq ft	↑ 3.67%



Closed: 10 properties		Property Type	Beds / Baths	Living Area (sq ft)	Lot Size / Year Built	Closed Date / Days in RPR	Closed Price / \$ Per Sq Ft	List to Sold Price %
	 832 13th St, Unit G Imperial Beach, CA 91932 MLS ID: 260010175 ■ Closed / For Sale <i>Courtesy of Exp Realty Of California, Inc.</i>	Condo/Townhouse/Apt.	2/2	952	- / 1982	5/26/2026 / 6 days	\$580,000 / \$609/sq ft	↓ 0.85%
	 1055 11th St Imperial Beach, CA 91932 MLS ID: 260008298 ■ Closed / For Sale <i>Courtesy of Exp Realty Of Southern California, Inc.</i>	Single Family	2/1	875	6,969 sqft / 1954	5/22/2026 / 20 days	\$767,000 / \$877/sq ft	↓ 6.35%
	 1119 Oneonta Ave Imperial Beach, CA 91932 ■ Closed / Public Record	Single Family	3/2	1,008	6,100 sqft / 1959	5/22/2026 / - days	\$550,000 / \$733/sq ft	-
	 1289 Donax Ave Imperial Beach, CA 91932 ■ Closed / Public Record	Condo/Townhouse/Apt.	3/3	1,734	- / 2019	5/20/2026 / - days	\$768,000 / \$529/sq ft	-
	 510 Finch Ln Imperial Beach, CA 91932 MLS ID: 260009617 ■ Closed / For Sale <i>Courtesy of Costa Modern Properties</i>	Condo/Townhouse/Apt.	2/3	1,172	- / 2018	5/18/2026 / 14 days	\$705,000 / \$602/sq ft	↑ 0.71%

Distressed





Source: Public Records and Listings



Legend

- Off Market, Hold, Withdrawn, Expired, or Canceled

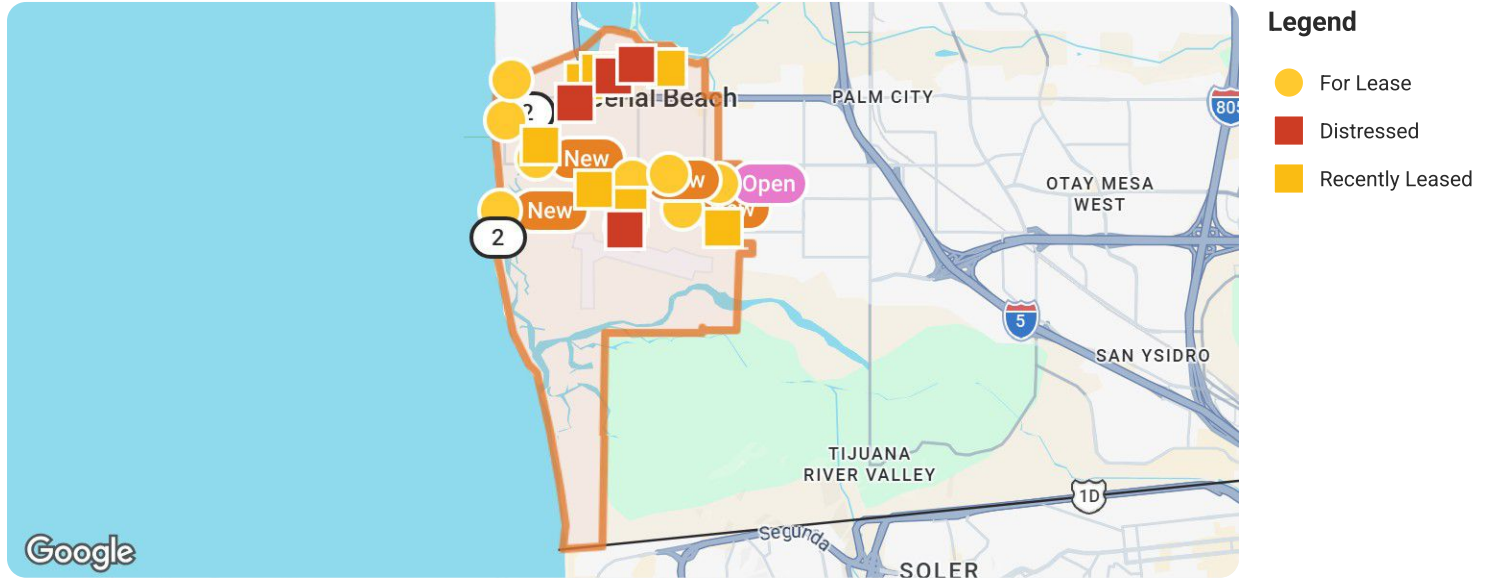
Imperial Beach, California

Distressed: 4 properties		Property Type	Beds / Baths	Living Area (sq ft)	Lot Size / Year Built	List Date / Days in RPR	List Price / \$ Per Sq Ft	Distressed Date / Type
1	 <p>718 5th St Imperial Beach, CA 91932 Off Market / Public Record</p>	Single Family	2/1	924	0.29 acres 1949	- - days	- \$956/sq ft	5/26/2026 Notice of Default
2	 <p>819 Iris Ave Imperial Beach, CA 91932 Off Market / Public Record</p>	Single Family	3/2	2,184	6,100 sqft 1960	- - days	- \$438/sq ft	3/17/2026 Notice of Foreclosure Sale
3	 <p>575 7th St, #2 Imperial Beach, CA 91932 Off Market / Public Record</p>	Condo/Townhouse/Apt.	2/1	950	0.33 acres 2007	- - days	- \$497/sq ft	4/13/2026 Notice of Default
4	 <p>534 9th St Imperial Beach, CA 91932 Off Market / Public Record</p>	Single Family	3/2	1,364	8,178 sqft 1969	- - days	- \$583/sq ft	4/7/2026 Notice of Foreclosure Sale

Imperial Beach, California

Summary

For Lease Activity in the Last 3 Months

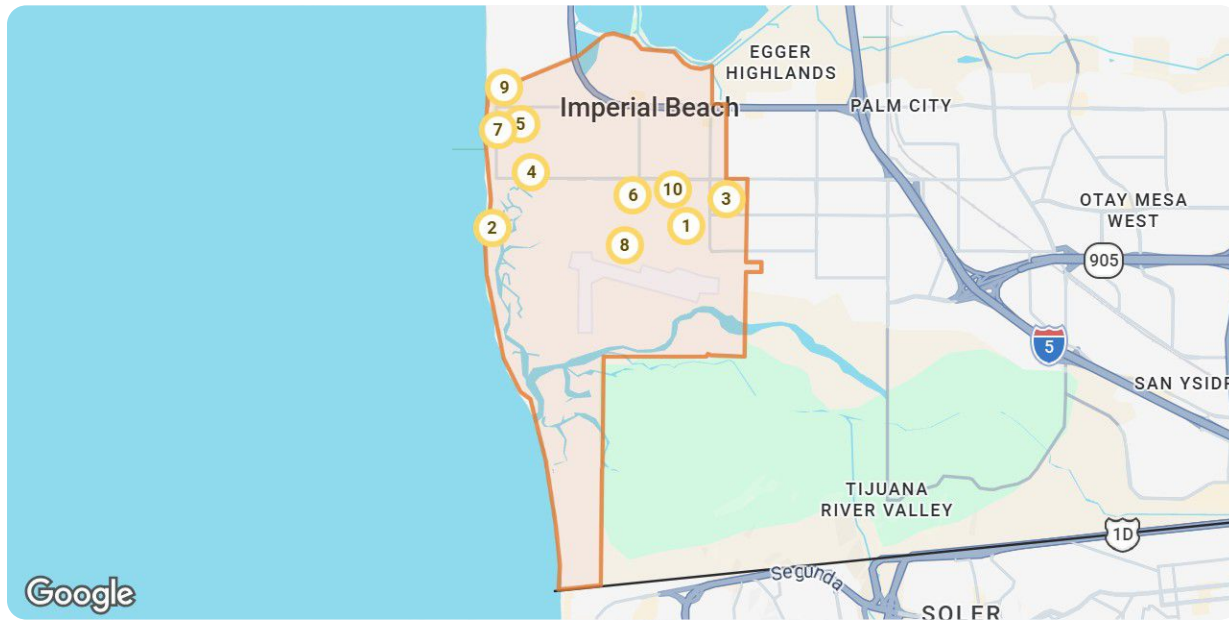


	New	Closed	Distressed
Number of Properties	10	10	4
Lowest Listing Price / Est.Value	\$2,100	\$2,450	\$471,770
Median Listing Price / Est.Value	\$3,850	\$3,575	\$839,410
Highest Listing Price / Est.Value	\$5,900	\$5,175	\$955,530
Average Price / sqft	\$3	\$3	\$618
Median Price / sqft	\$3	\$3	\$540
Average Days in RPR	23	36	-
Median Days in RPR	19	23	-
Total Volume	\$37,390	\$36,475	\$3,106,120
Source	Listings	Public Records & Listings	Public Records & Listings

Market Activity Breakdown

New

Source: Listings



Legend

● Active For Lease

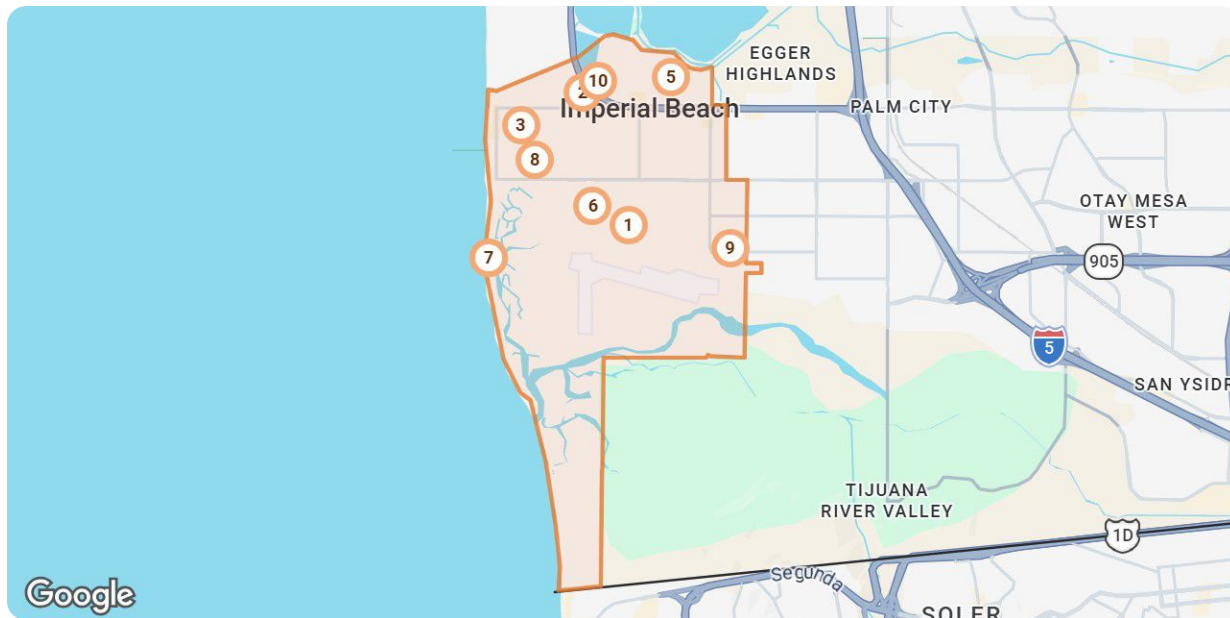
New: 10 properties		Property Type	Beds / Baths	Living Area (sq ft)	Lot Size	Year Built	List Date / Days in RPR	List Price / \$ Per Sq Ft
1	 <p>1166 Holly Ave, Apt 7 Imperial Beach, CA 91932 MLS ID: 260013172 ● Active / For Lease</p> <p><i>Courtesy of Omega Elite California Realty</i></p>	Single Family	3/3	1,892	-	2021	5/30/2026 6 days	\$4,200 mo. \$2/sq ft
2	 <p>1398 Seacoast Dr Imperial Beach, CA 91932 MLS ID: SW26117485 ● Active / For Lease</p> <p><i>Courtesy of SL REALTY SERVICE, INC.</i></p>	Condo/Townhouse/Apt.	1/1	1,100	5,227 sqft	1965	5/30/2026 6 days	\$4,500 mo. \$4/sq ft
3	 <p>1393 Fern Ave Imperial Beach, CA 91932 MLS ID: OC26114898 ● Active / For Lease</p> <p><i>Courtesy of HPT REALTY</i></p>	Single Family	4/3	1,359	6,534 sqft	1954	5/27/2026 9 days	\$4,200 mo. \$3/sq ft
4	 <p>1044 3rd St Imperial Beach, CA 91932 MLS ID: 260012384 ● Active / For Lease</p> <p><i>Courtesy of Del Coronado Realty</i></p>	Single Family	1/1	475	-	2025	5/21/2026 15 days	\$2,500 mo. \$5/sq ft
5	 <p>221 Donax Ave, Unit 11 Imperial Beach, CA 91932 MLS ID: 260012397 ● Active / For Lease</p> <p><i>Courtesy of Bowes Home Team</i></p>	Condo/Townhouse/Apt.	3/3	1,353	0.44 acres	1991	5/21/2026 15 days	\$3,500 mo. \$3/sq ft

Imperial Beach, California

New: 10 properties		Property Type	Beds / Baths	Living Area (sq ft)	Lot Size	Year Built	List Date / Days in RPR	List Price / \$ Per Sq Ft
	 <p>1219 Downing St Imperial Beach, CA 91932 MLS ID: 260011752 ● Active / For Lease</p> <p><i>Courtesy of Del Coronado Realty</i></p>	Single Family	3/1	895	6,300 sqft	1954	5/13/2026 23 days	\$3,500 mo. \$4/sq ft
	 <p>107 Daisy Ave Imperial Beach, CA 91932 MLS ID: 260010845 ● Active / For Lease</p> <p><i>Courtesy of Colwell Realty Ib Inc</i></p>	Single Family	3/4	2,700	-	2026	5/5/2026 31 days	\$5,900 mo. \$2/sq ft
	 <p>820 Iris Ave Imperial Beach, CA 91932 MLS ID: OC26092491 ● Active / For Lease</p> <p><i>Courtesy of EDWARD URENO, BROKER</i></p>	Single Family	3/2	1,500	7,100 sqft	1960	4/29/2026 37 days	\$4,495 mo. \$3/sq ft
	 <p>137 Carnation Ave Imperial Beach, CA 91932 MLS ID: PTP2603066 ● Active / For Lease</p> <p><i>Courtesy of SPIRIT REALTY, INC.</i></p>	Condo/Townhouse/Apt.	2/1	360	7,300 sqft	1947	4/23/2026 43 days	\$2,100 mo. \$6/sq ft
	 <p>1150 11th St, #76 Imperial Beach, CA 91932 MLS ID: 260009598 ● Active / For Lease</p> <p><i>Courtesy of Pacific Coast Executive Realty</i></p>	Condo/Townhouse/Apt.	2/2	1,000	0.37 acres	2003	4/22/2026 44 days	\$2,495 mo. \$2/sq ft











Closed

Source: Public Records and Listings



Legend

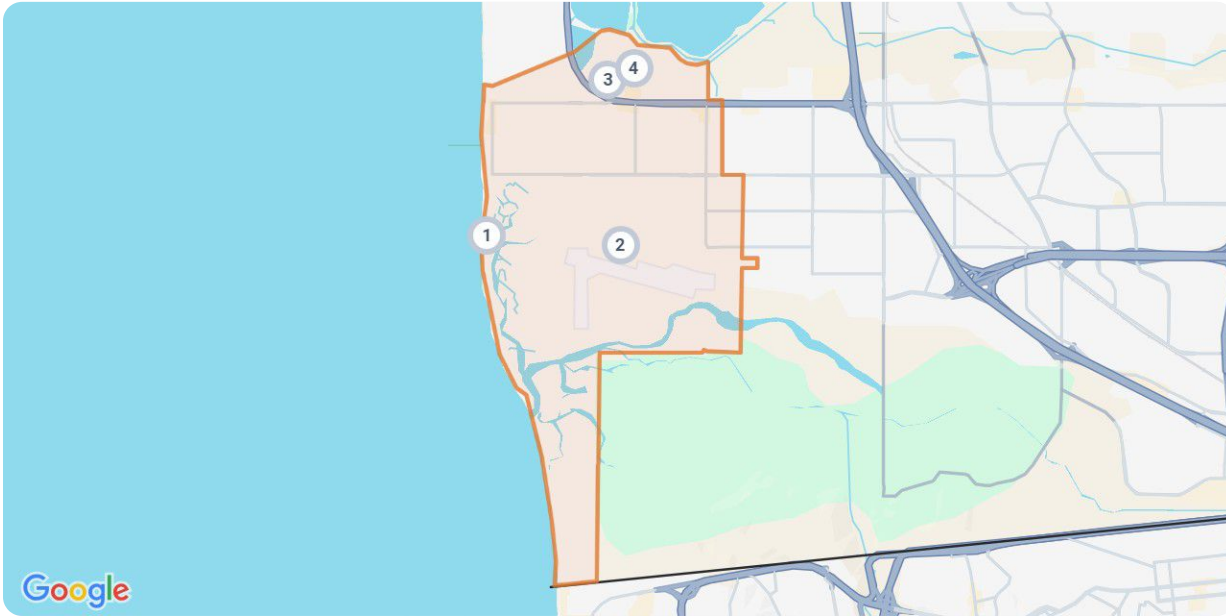
 Closed

Closed: 10 properties		Property Type	Beds / Baths	Living Area (sq ft)	Lot Size / Year Built	Closed Date / Days in RPR	Closed Price / \$ Per Sq Ft	List to Sold Price %
1	 <p>834 Holly Ave Imperial Beach, CA 91932 MLS ID: PTP2603539 Closed / For Lease</p> <p><i>Courtesy of HOME SOLUTIONS GROUP-REalty</i></p>	Single Family	3/2	1,700	6,499 sqft 1959	5/31/2026 23 days	- \$3/sq ft	-
2	 <p>571 Calla Ave Imperial Beach, CA 91932 MLS ID: 260011967 Closed / For Lease</p> <p><i>Courtesy of Compass</i></p>	Single Family	4/2	1,104	6,000 sqft 1953	5/26/2026 10 days	- \$4/sq ft	-
3	 <p>221 Donax Ave, Unit 11 Imperial Beach, CA 91932 MLS ID: 260011557 Closed / For Lease</p> <p><i>Courtesy of Bowes Home Team</i></p>	Condo/Townhouse/Apt.	3/3	1,353	0.44 acres 1991	5/20/2026 9 days	- \$3/sq ft	-
4	 <p>1550 Seacoast Dr Imperial Beach, CA 91932 MLS ID: PTP2602078 Closed / For Lease</p> <p><i>Courtesy of TEAM Z REALTY</i></p>	Condo/Townhouse/Apt.	2/1	800	10,031 sqft 1965	5/19/2026 61 days	- \$4/sq ft	-
5	 <p>551 11th St Imperial Beach, CA 91932 MLS ID: PTP2602938 Closed / For Lease</p> <p><i>Courtesy of CORONADO SHORES COMPANY, INC</i></p>	Condo/Townhouse/Apt.	3/2	1,200	2,905 sqft 1972	5/5/2026 15 days	- \$3/sq ft	-
6	 <p>1230 East Ln Imperial Beach, CA 91932 MLS ID: 260008754 Closed / For Lease</p> <p><i>Courtesy of Coldwell Banker Realty</i></p>	Single Family	4/3	1,950	8,800 sqft 1977	5/4/2026 20 days	- \$2/sq ft	-
7	 <p>1550 Seacoast Dr, Unit B Imperial Beach, CA 91932 MLS ID: PTP2602079 Closed / For Lease</p> <p><i>Courtesy of TEAM Z REALTY</i></p>	Condo/Townhouse/Apt.	2/1	800	10,031 sqft 1965	5/1/2026 43 days	- \$3/sq ft	-
8	 <p>311 Elder Ave Imperial Beach, CA 91932 MLS ID: 260006740 Closed / For Lease</p> <p><i>Courtesy of Coronado Premier Properties</i></p>	Single Family	2/1	1,176	6,100 sqft 1949	4/13/2026 22 days	- \$3/sq ft	-
9	 <p>1477 14th St Imperial Beach, CA 91932 MLS ID: PTP2600823 Closed / For Lease</p> <p><i>Courtesy of BERKSHIRE HATHAWAY HOMESERVICE</i></p>	Condo/Townhouse/Apt.	2/2	950	6,551 sqft 1955	4/2/2026 59 days	- \$3/sq ft	-
10	 <p>524 Turnstone Ln Imperial Beach, CA 91932 MLS ID: 250046131 Closed / For Lease</p> <p><i>Courtesy of Downtown Condo Guys, Inc.</i></p>	Condo/Townhouse/Apt.	4/3	1,760	- 2017	4/1/2026 98 days	- \$2/sq ft	-

Imperial Beach, California





Distressed

Source: Public Records and Listings



Legend

● Off Market, Hold, Withdrawn, Expired, or Canceled

Distressed: 4 properties		Property Type	Beds / Baths	Living Area (sq ft)	Lot Size / Year Built	List Date / Days in RPR	List Price / \$ Per Sq Ft	Distressed Date / Type
1	 <p>718 5th St Imperial Beach, CA 91932 ■ Off Market / Public Record</p>	Single Family	2/1	924	0.29 acres 1949	- - days	- \$956/sq ft	5/26/2026 Notice of Default
2	 <p>819 Iris Ave Imperial Beach, CA 91932 ■ Off Market / Public Record</p>	Single Family	3/2	2,184	6,100 sqft 1960	- - days	- \$438/sq ft	3/17/2026 Notice of Foreclosure Sale
3	 <p>575 7th St, #2 Imperial Beach, CA 91932 ■ Off Market / Public Record</p>	Condo/Townhouse/Apt.	2/1	950	0.33 acres 2007	- - days	- \$497/sq ft	4/13/2026 Notice of Default
4	 <p>534 9th St Imperial Beach, CA 91932 ■ Off Market / Public Record</p>	Single Family	3/2	1,364	8,178 sqft 1969	- - days	- \$583/sq ft	4/7/2026 Notice of Foreclosure Sale



Imperial Beach, California

About RPR

- RPR® is the nation's largest property database, exclusively for REALTORS®. It empowers REALTORS® to help buyers and sellers make informed decisions, backed by a real estate database covering more than 160 million residential and commercial properties in the United States.
- RPR is a wholly owned subsidiary of the National Association of REALTORS® and a member benefit to REALTORS®.
- RPR's data sources range from MLSs and county-level tax and assessment offices, to the U.S. Census and FEMA, to specialty data set providers such as Esri (consumer data), Niche (school information) and Precisely (geographic boundaries).

Learn More

For more information about RPR, please visit RPR's public website: <https://blog.narrpr.com>



RPR®

