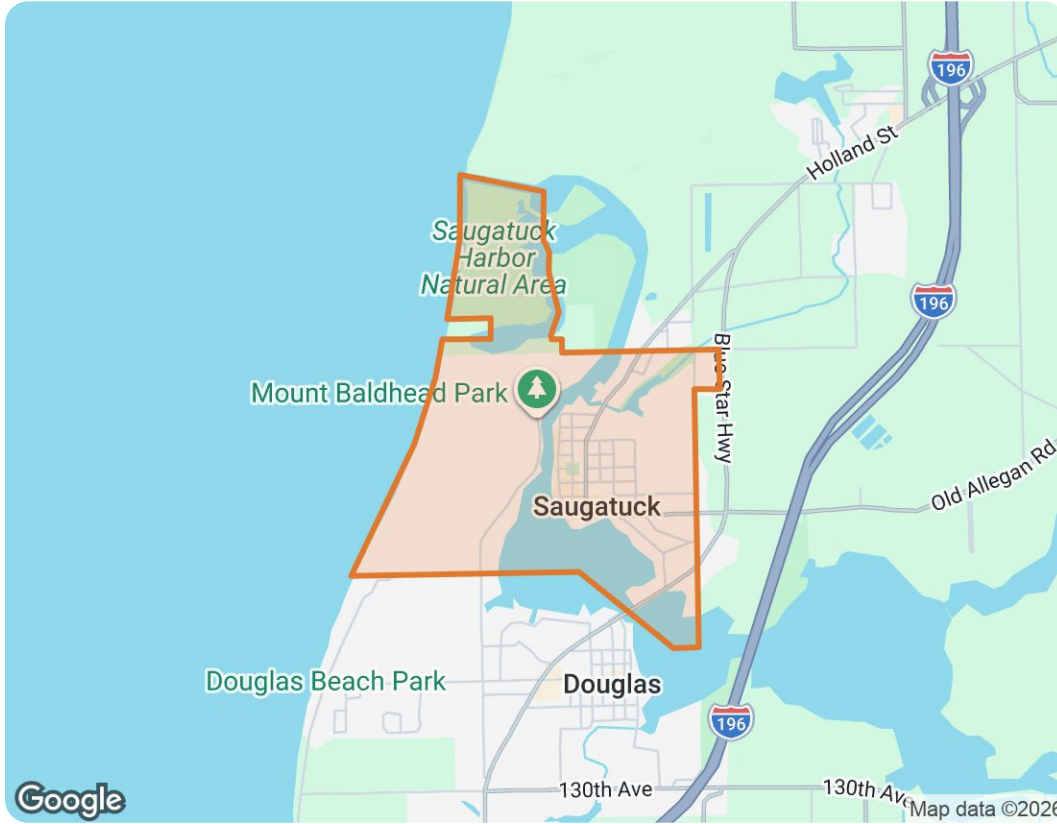


Saugatuck, Michigan



The biggest buyer rebates and lowest selling fees in real estate – without sacrificing full-service support, 7 days a week.

ShopProp Licensed CA, WA, HI, AZ, MI, TX, VA, CO

📞 Office (888) 821-0556

✉️ team@shopprop.com

🌐 www.shopprop.com

Shop|Prop

ShopProp Inc.

Saugatuck, Michigan

Market Trends

Market Trends for Saugatuck, Michigan

Single Family + Condo/Townhouse/Apt.

May 2026

Market Type

Seller's Market

Balanced Market

Buyer's Market

Key Details

<p>Months of Inventory</p> <p>4.43</p> <p>↑ 10.75% MoM</p>	<p>Sold to List Price %</p> <p>98.6%</p> <p>↑ 1.87% MoM</p>	<p>Median Days in RPR</p> <p>15</p>	<p>Median Sold Price</p> <p>\$695,000</p> <p>↑ 23.01% MoM</p>
---	--	--	--

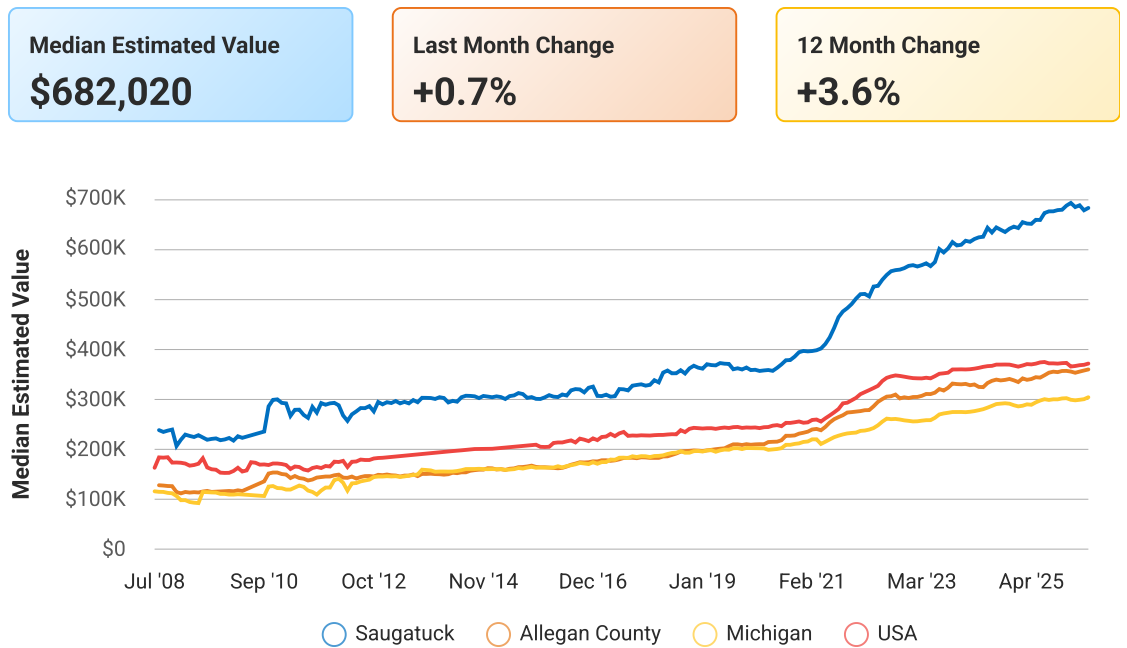
May 2026 Median Estimated Property Value

Single Family + Condo/Townhouse/Apt.

This graphic displays property estimates for a market area and a subject property, where one has been selected. Estimated property values are generated by a valuation model and are not formal appraisals.

Source: Public records, and MLS sources where licensed

Update Frequency: Monthly



Saugatuck, Michigan

May 2026 Active Listings

Saugatuck, Michigan

Single Family + Condo/Townhouse/Apt.

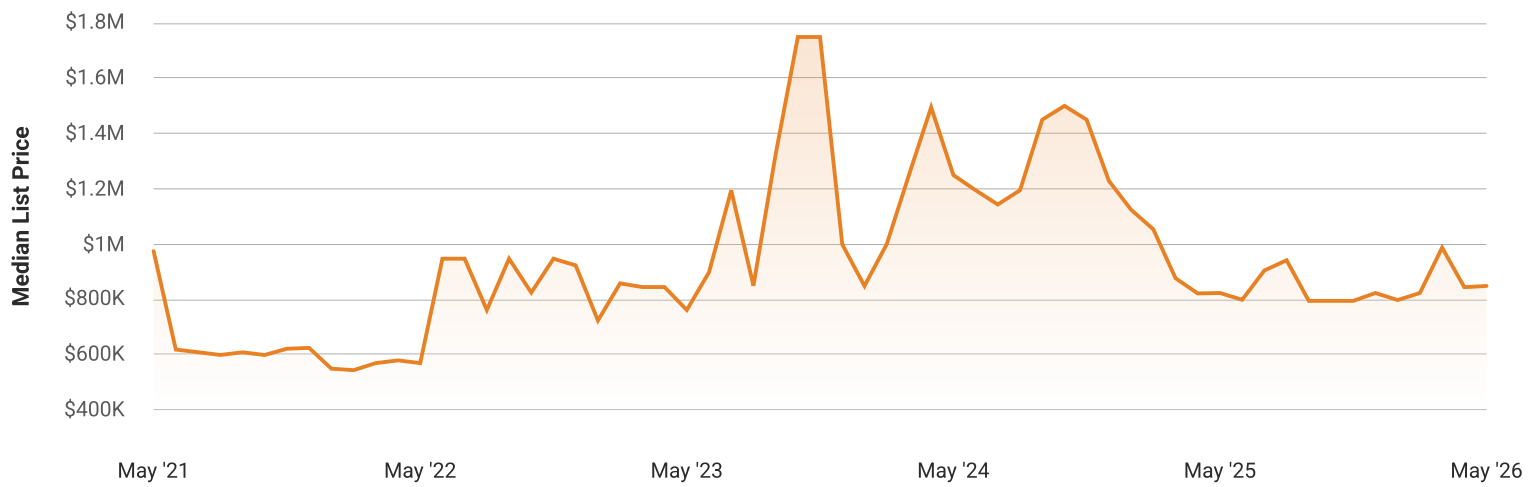
This graphic summarizes key statistics for properties that were in an active status on the last day of each month. RPR uses list date and a derived pending date to determine if the listing was active on the last day of the month. An end-of-month snapshot of active listings helps to understand inventory levels, price points and duration on the market.

Source: Listing sources

Update Frequency: Monthly

Median List Price - \$849,000

↑ 0.5% Month over Month



Saugatuck, Michigan

May 2026 Sold Listings

Saugatuck, Michigan

Single Family + Condo/Townhouse/Apt.

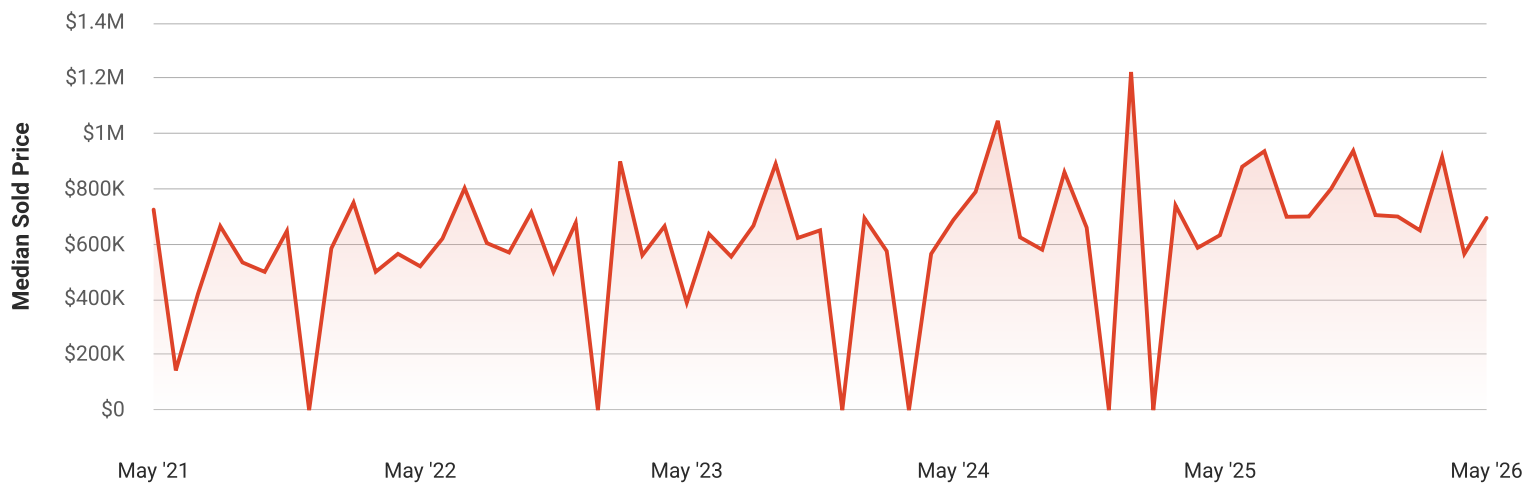
This graphic summarizes key statistics for properties that sold each month. RPR uses a derived sold date to determine when a property moved into a sold status within the given month. These statistics are important for understanding the price points on sold properties as well as the difference between the list price and sold price, which reveals whether buyers are paying over or under the asking price.

Source: Listing sources

Update Frequency: Monthly

Median Sold Price - \$695,000

↑ 23% Month over Month



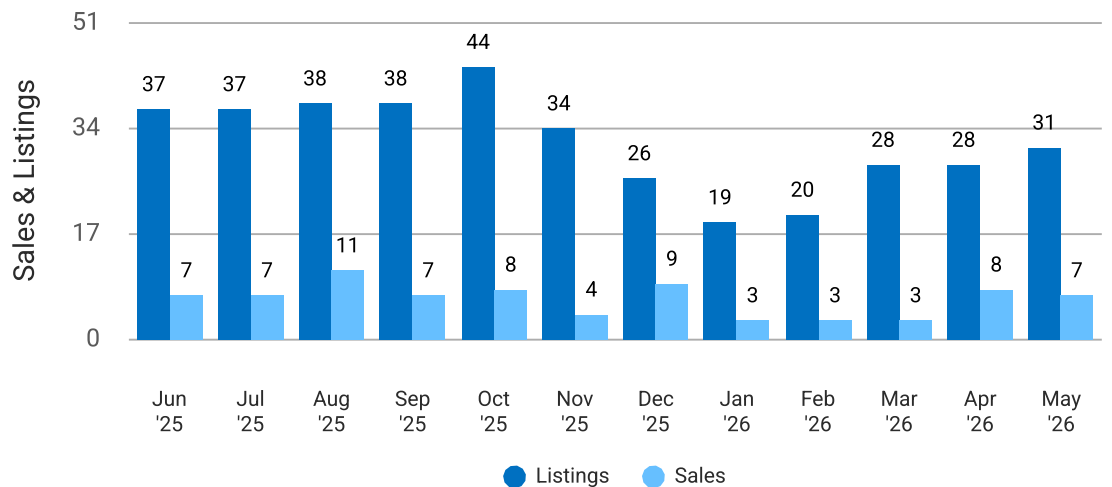
Total Sales and Active Listings in Saugatuck, Michigan

Single Family + Condo/Townhouse/Apt.

This graph compares the number of sales with the number of active listings in the local market.

Source: MLS data where licensed

Update Frequency: Monthly



Saugatuck, Michigan

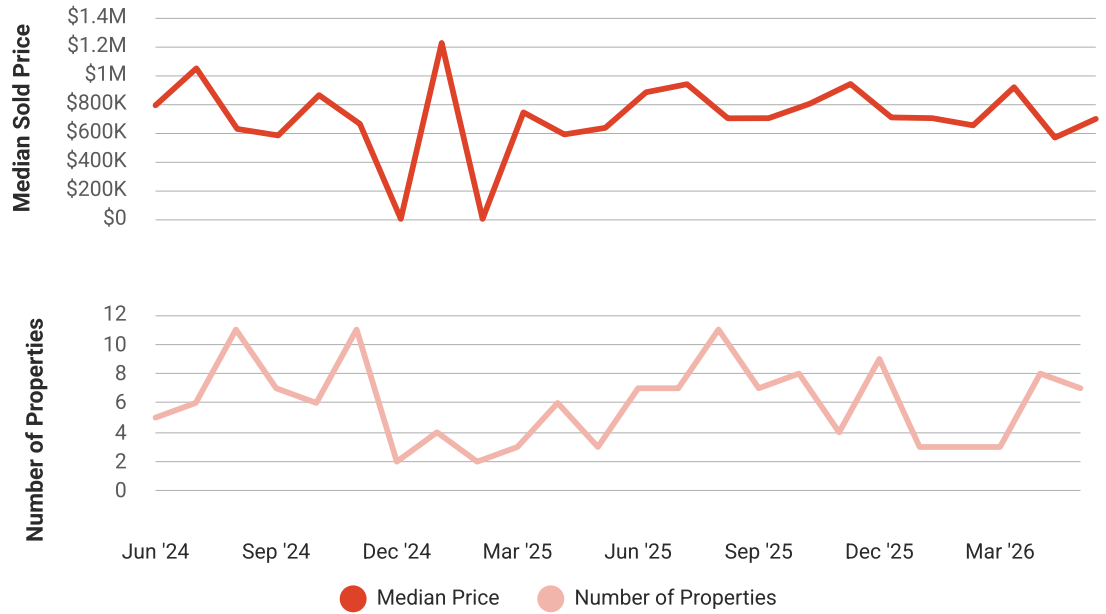
Median Sold Price vs Sold Listings in Saugatuck, Michigan

Single Family + Condo/Townhouse/Apt.

This chart compares the trend of median sold price and number of sold listings for the given location.

Source: Listing Data

Update Frequency: Monthly



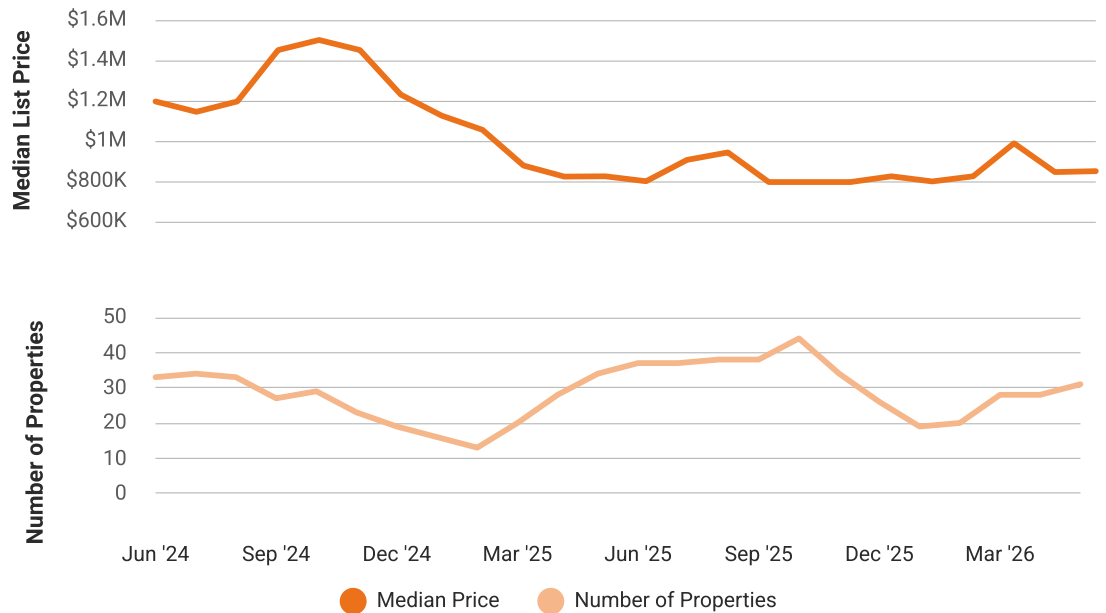
Median List Price vs Active Listings in Saugatuck, Michigan

Single Family + Condo/Townhouse/Apt.

This chart compares the trend of median list price and number of active properties for the given location.

Source: Listing Data

Update Frequency: Monthly



Market Snapshot

Value and Price Changes

	Current	Last Month	Last 3 Months	Last 12 Months	Last 24 Months	Last 36 Months
Median Est. Property Value Last Updated: 5/31/2026	\$682,020	\$677,290 +0.7%	\$683,710 -0.25%	\$658,260 +3.61%	\$624,480 +9.21%	\$565,850 +20.53%
Median Sold Price Last Updated: 5/31/2026	\$695,000	\$565,000 +23.01%	\$650,000 +6.92%	\$632,500 +9.88%	\$687,500 +1.09%	\$388,500 +78.89%
Median List Price Last Updated: 5/31/2026	\$849,000	\$844,450 +0.54%	\$823,500 +3.1%	\$823,500 +3.1%	\$1,250,000 -32.08%	\$762,000 +11.42%

About this Data: Because some brokerages may choose not to include their MLS listing content within the RPR platform, the analysis contained in this report may not have been created using all the available listing data within this geographical market. Median estimated property values are generated by a valuation model and are not formal appraisals. Valuations are based on public records and MLS data where licensed. The Metrics displayed here reflect **All Residential Single Family, Condo, Townhouse and Apartment properties** data.

Market Activity

Market Activity Filters

Sort Order: Date

Maximum Properties Per Change Type: 10

Change Types: New Listings, Pending, Closed, Distressed

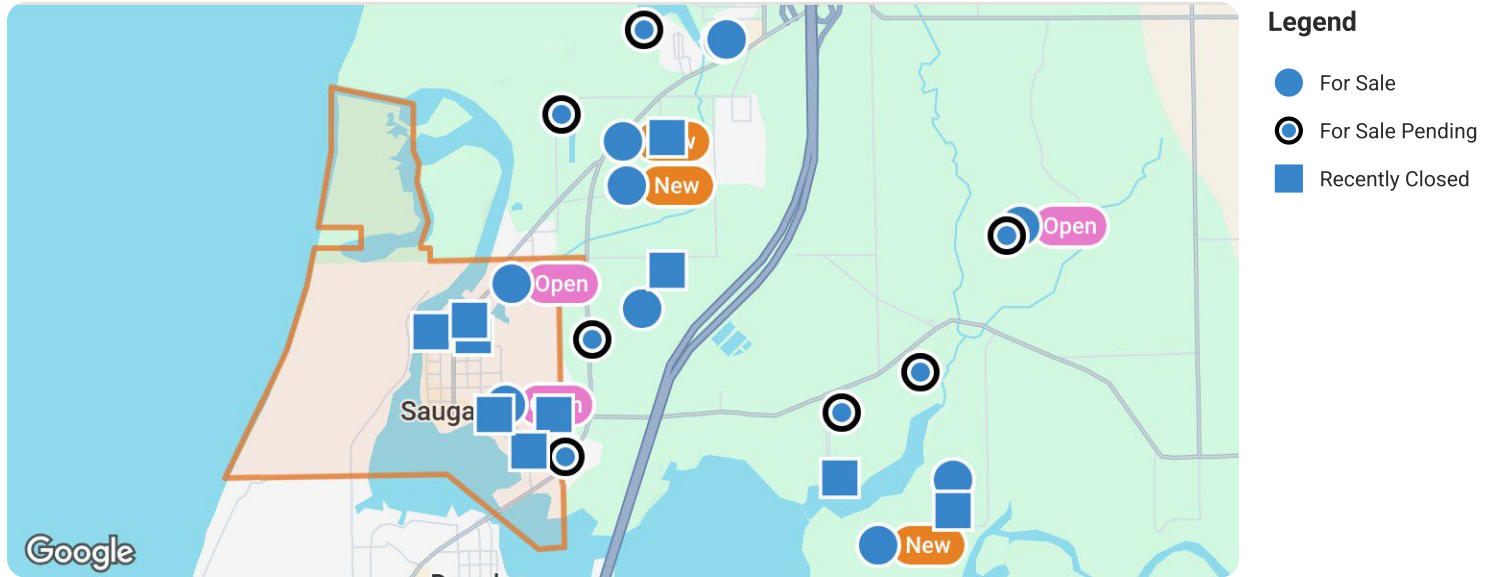
Property Types: Single Family, Condo/Townhouse/Apt

Property Features: Sale Price: Any, Lease Price: Any, Beds: Any, Baths: Any, Living Area: Any, Lot Size (acre): Any, Year Built: Any

Saugatuck, Michigan

Summary

For Sale Activity in the Last 3 Months

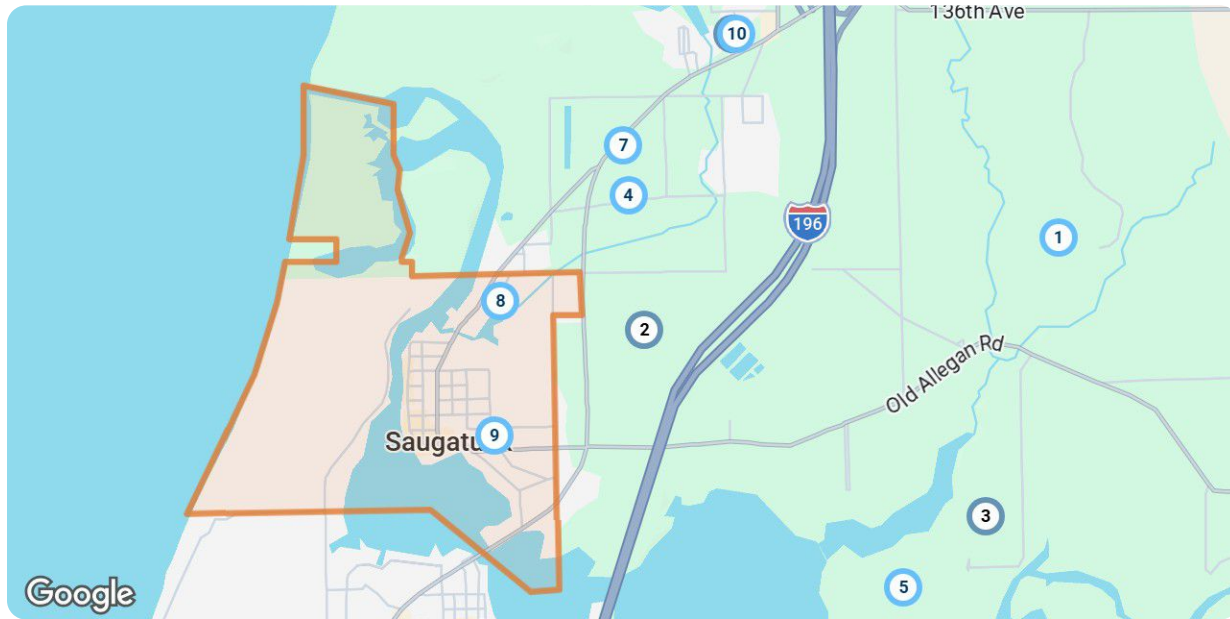


	New	Pending	Closed
Number of Properties	10	7	10
Lowest Listing Price / Est.Value	\$330,000	\$375,000	\$125,000
Median Listing Price / Est.Value	\$787,000	\$929,900	\$625,000
Highest Listing Price / Est.Value	\$2,240,000	\$3,100,000	\$2,450,000
Average Price / sqft	\$431	\$581	\$440
Median Price / sqft	\$431	\$523	\$434
Average Days in RPR	24	94	-
Median Days in RPR	25	19	-
Total Volume	\$10,366,800	\$7,984,800	\$9,019,950
Source	Listings	Listings	Public Records & Listings

Market Activity Breakdown

New

Source: Listings








Legend

- Active For Sale
- Active Under Contract

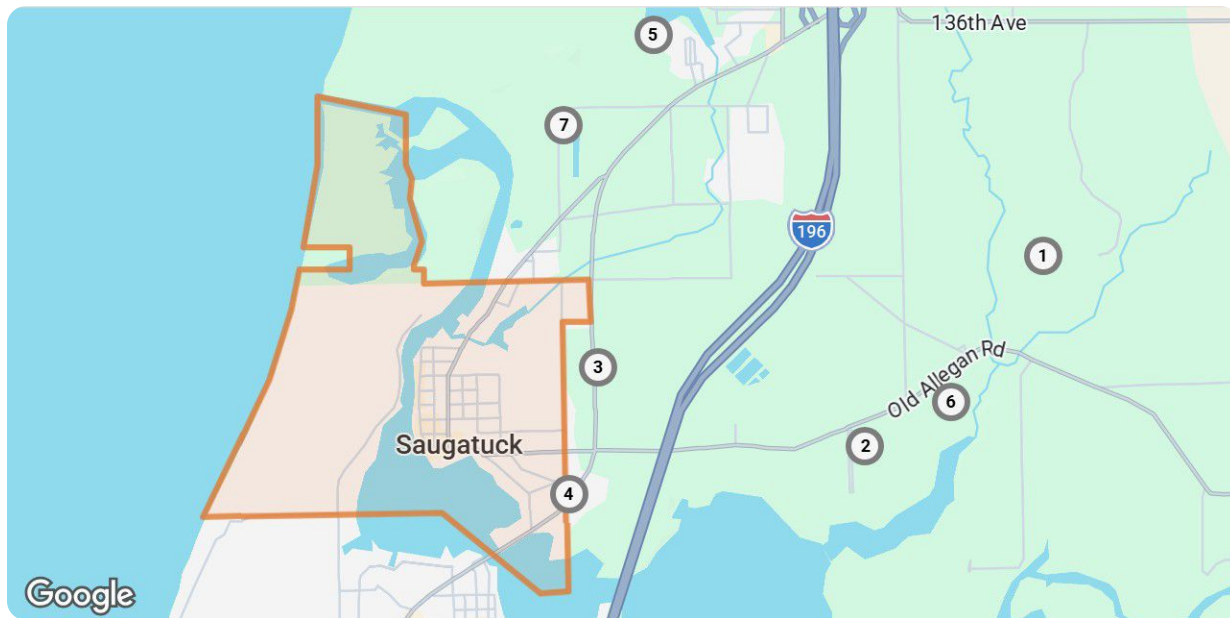
New: 10 properties		Property Type	Beds / Baths	Living Area (sq ft)	Lot Size	Year Built	List Date / Days in RPR	List Price / \$ Per Sq Ft
1	 <p>3365 Palmer Dr Saugatuck, MI 49453 MLS ID: 26027013 ● Active / For Sale</p> <p><i>Listing Courtesy of West Edge Real Estate LLC</i></p>	Single Family	4/5	3,622	2.14 acres	2026	6/4/2026 4 days	\$2,240,000 \$618/sq ft
2	 <p>3359 Gaslight Ln Saugatuck, MI 49453 MLS ID: 26025287 ● Active Under Contract / For Sale</p> <p><i>Listing Courtesy of HomeRealty Holland</i></p>	Single Family	4/3	1,890	0.47 acres	2007	5/28/2026 11 days	\$855,000 \$452/sq ft
3	 <p>3190 Light House Way Saugatuck, MI 49453 MLS ID: 26023393 ● Active Under Contract / For Sale</p> <p><i>Listing Courtesy of CENTURY 21 Affiliated</i></p>	Single Family	4/3	2,108	0.55 acres	2019	5/19/2026 20 days	\$1,150,000 \$546/sq ft
4	 <p>6533 Clearbrook Dr Saugatuck, MI 49453 MLS ID: 26024669 ● Active / For Sale</p> <p><i>Listing Courtesy of Mill Pond Realty</i></p>	Single Family	5/2	2,179	1.86 acres	1966	5/23/2026 16 days	\$699,900 \$321/sq ft
5	 <p>6312 Silver Lake Dr Saugatuck, MI 49453 MLS ID: 26024250 ● Active / For Sale</p> <p><i>Listing Courtesy of Mill Pond Realty</i></p>	Single Family	5/6	3,037	1.87 acres	2000	5/21/2026 18 days	\$1,245,000 \$410/sq ft

Saugatuck, Michigan

New: 10 properties		Property Type	Beds / Baths	Living Area (sq ft)	Lot Size	Year Built	List Date / Days in RPR	List Price / \$ Per Sq Ft
6	 <p>3569 Kingfisher Cove Dr Saugatuck, MI 49453 MLS ID: 26020151 ● Active Under Contract / For Sale</p> <p><i>Listing Courtesy of CENTURY 21 Affiliated</i></p>	Single Family	3/3	1,764	2,004 sqft	2014	5/6/2026 33 days	\$689,000 \$391/sq ft
7	 <p>6563 Sanctuary Trl, #1 Saugatuck, MI 49453 MLS ID: 26021137 ● Active / For Sale</p> <p><i>Listing Courtesy of 616 Realty LLC</i></p>	Single Family	3/2	1,912	7,013 sqft	2017	5/9/2026 30 days	\$539,900 \$282/sq ft
8	 <p>1005 Elizabeth St Saugatuck, MI 49453 MLS ID: 26020884 ● Active / For Sale</p> <p><i>Listing Courtesy of Five Star Real Estate-Holland</i></p>	Single Family	3/3	1,564	0.26 acres	1913	5/8/2026 31 days	\$719,000 \$460/sq ft
9	 <p>153 Elizabeth St Saugatuck, MI 49453 MLS ID: 26020041 ● Active / For Sale</p> <p><i>Listing Courtesy of Coldwell Banker Woodland Schmidt</i></p>	Single Family	6/4	2,948	6,534 sqft	2017	5/5/2026 34 days	\$1,899,000 \$644/sq ft
10	 <p>3583 Cattail Ct Saugatuck, MI 49453 MLS ID: 26019209 ● Active / For Sale</p> <p><i>Listing Courtesy of CENTURY 21 Affiliated</i></p>	Condo/Townhouse/Apt.	3/2	1,764	2,000 sqft	2006	5/1/2026 38 days	\$330,000 \$187/sq ft

Pending








Source: Listings



Legend

● Pending

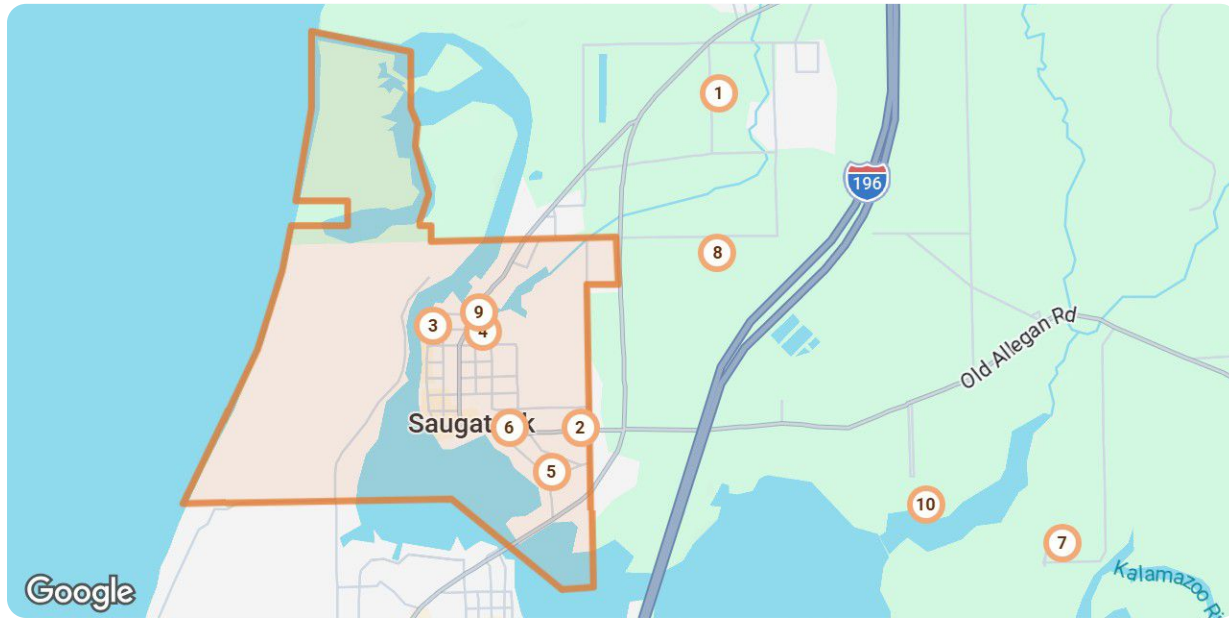


Pending: 7 properties		Property Type	Beds / Baths	Living Area (sq ft)	Lot Size / Year Built	List Date	List Price / \$ Per Sq Ft	Pending Date / Days in RPR
1	 <p>3355 Palmer Dr Saugatuck, MI 49453 MLS ID: 26022340 Pending / For Sale</p> <p><i>Listing Courtesy of Coldwell Banker Woodland Schmidt</i></p>	Single Family	6/4	2,736	1.83 acres 2018	5/14/2026	\$929,900 \$340/sq ft	6/2/2026 19 days
2	 <p>3255 Lake Trail Dr Saugatuck, MI 49453 MLS ID: 26022292 Pending / For Sale</p> <p><i>Listing Courtesy of Coldwell Banker Woodland Schmidt</i></p>	Single Family	3/3	1,884	1.22 acres 2005	5/14/2026	\$985,000 \$523/sq ft	6/1/2026 18 days
3	 <p>3323 Blue Star Hwy Saugatuck, MI 49453 MLS ID: 26019621 Pending / For Sale</p> <p><i>Listing Courtesy of Five Star Real Estate-Holland</i></p>	Single Family	2/1	840	0.34 acres 1950	5/3/2025	\$375,000 \$446/sq ft	5/28/2026 390 days
4	 <p>445 S Maple St Saugatuck, MI 49453 MLS ID: 25055676 Pending / For Sale</p> <p><i>Listing Courtesy of BHG Connections</i></p>	Single Family	4/2	1,100	0.51 acres 1910	10/29/2025	\$699,000 \$635/sq ft	5/20/2026 203 days
5	 <p>6525 Goshorn Way, #10 Saugatuck, MI 49453 MLS ID: 26022144 Pending / For Sale</p> <p><i>Listing Courtesy of Keller Williams Lakeshore</i></p>	Condo/Townhouse/Apt.	4/3	1,650	1 acre 2005	5/14/2026	\$695,900 \$422/sq ft	5/15/2026 1 day
6	 <p>3293 Timberidge Trl Saugatuck, MI 49453 MLS ID: 26012043 Pending / For Sale</p> <p><i>Listing Courtesy of CENTURY 21 Affiliated</i></p>	Single Family	5/4	2,940	9.3 acres 2010	3/26/2026	\$3,100,000 \$1,054/sq ft	4/14/2026 19 days
7	 <p>3531 66th St, #Lot 3 Saugatuck, MI 49453 MLS ID: 26009349 Pending / For Sale</p> <p><i>Listing Courtesy of West Edge Real Estate LLC</i></p>	Single Family	5/5	1,864	1.09 acres 2026	3/11/2026	\$1,200,000 \$644/sq ft	3/20/2026 9 days

Saugatuck, Michigan

Closed

Source: Public Records and Listings









Legend

● Closed

Closed: 10 properties		Property Type	Beds / Baths	Living Area (sq ft)	Lot Size / Year Built	Closed Date / Days in RPR	Closed Price / \$ Per Sq Ft	List to Sold Price %
1	 <p>3505 65th St Saugatuck, MI 49453 Closed / Public Record</p>	Single Family	-/-	-	0.72 acres -	5/22/2026 - days	\$125,000 -/sq ft	-
2	 <p>1010 Allegan St Saugatuck, MI 49453 Closed / Public Record</p>	Single Family	2/2	1,610	0.25 acres -	5/22/2026 - days	\$549,950 \$338/sq ft	-
3	 <p>717 Water St, Unit 4 Saugatuck, MI 49453 Closed / Public Record</p>	Condo/Townhouse/Apt.	3/4	1,603	- 2000	5/15/2026 - days	\$695,000 \$430/sq ft	-
4	 <p>431 Spear St Saugatuck, MI 49453 Closed / Public Record</p>	Single Family	-/2	2,221	0.4 acres 1965	5/12/2026 - days	\$1,550,000 \$692/sq ft	-
5	 <p>790 Lake St Saugatuck, MI 49453 Closed / Public Record</p>	Single Family	5/3	2,842	0.64 acres 1870	5/11/2026 - days	\$1,250,000 \$436/sq ft	-
6	 <p>124 Elizabeth St, #9 Saugatuck, MI 49453 Closed / Public Record</p>	Condo/Townhouse/Apt.	2/2	1,216	- 1986	5/8/2026 - days	\$525,000 \$431/sq ft	-
7	 <p>3175 Light House Way Saugatuck, MI 49453 Closed / Public Record</p>	Single Family	4/4	1,873	0.69 acres 2016	5/4/2026 - days	\$965,000 \$515/sq ft	-



Saugatuck, Michigan

Closed: 10 properties		Property Type	Beds / Baths	Living Area (sq ft)	Lot Size / Year Built	Closed Date / Days in RPR	Closed Price / \$ Per Sq Ft	List to Sold Price %
	3386 Clearbrook Grn Saugatuck, MI 49453  Closed / Public Record	Condo/Townhouse/Apt.	2/3	1,570	- / 1998	5/1/2026 - days	\$555,000 \$351/sq ft	-
	821 Holland St Saugatuck, MI 49453  Closed / Public Record	Single Family	4/2	1,195	5,140 sqft / 1867	4/27/2026 - days	\$355,000 \$317/sq ft	-
	3192 Beach Trail Dr Saugatuck, MI 49453  Closed / Public Record	Condo/Townhouse/Apt.	-/4	5,474	0.37 acres / 2008	4/13/2026 - days	\$2,450,000 \$450/sq ft	-

About RPR

- RPR® is the nation's largest property database, exclusively for REALTORS®. It empowers REALTORS® to help buyers and sellers make informed decisions, backed by a real estate database covering more than 160 million residential and commercial properties in the United States.
- RPR is a wholly owned subsidiary of the National Association of REALTORS® and a member benefit to REALTORS®.
- RPR's data sources range from MLSs and county-level tax and assessment offices, to the U.S. Census and FEMA, to specialty data set providers such as Esri (consumer data), Niche (school information) and Precisely (geographic boundaries).

Learn More

For more information about RPR, please visit RPR's public website: <https://blog.narrpr.com>

