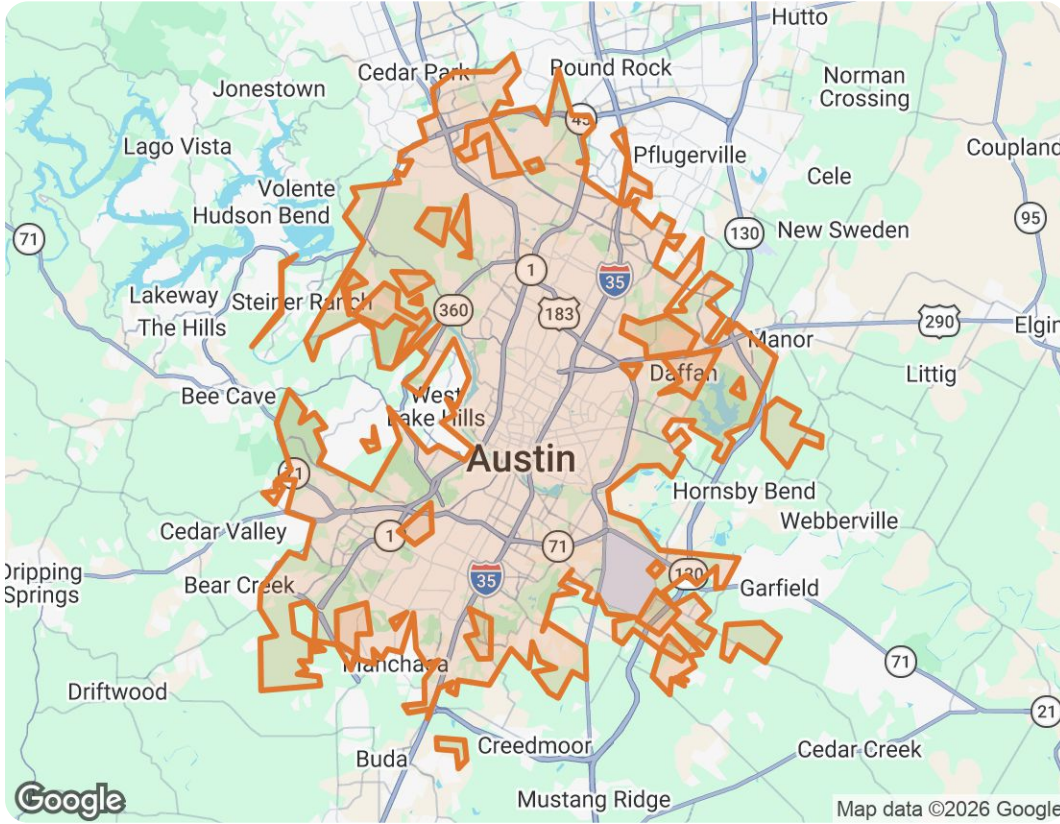


Austin, Texas



The biggest buyer rebates and lowest selling fees in real estate – without sacrificing full-service support, 7 days a week.

ShopProp Licensed CA, WA, HI, AZ, MI, TX, VA, CO

📞 Office (888) 821-0556

✉️ team@shopprop.com

🌐 www.shopprop.com

Shop|Prop

ShopProp Inc.

Austin, Texas


Market Trends

Market Trends for Austin, Texas

Single Family + Condo/Townhouse/Apt.

May 2026

Market Type



Key Details

Months of Inventory	Sold to List Price %	Median Days in RPR	Median Sold Price
5.33 ↑ 3.9% MoM	97.7% ↑ 0.3% MoM	24	\$586,000 ↑ 6.16% MoM

This represents an estimated sale price for this property. It is not the same as the opinion of value in an appraisal developed by a licensed appraiser under the Uniform Standards of Professional Appraisal Practice.



Austin, Texas

May 2026 Median Estimated Property Value

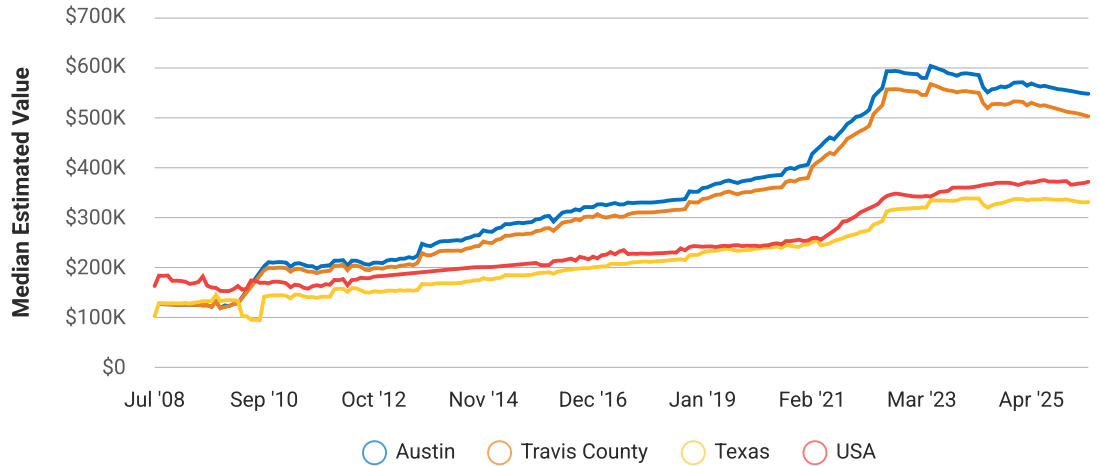
Single Family + Condo/Townhouse/Apt.

This graphic displays property estimates for a market area and a subject property, where one has been selected. Estimated property values are generated by a valuation model and are not formal appraisals.

Source: Public records, and MLS sources where licensed

Update Frequency: Monthly

Median Estimated Value \$547,000	Last Month Change -0.1%	12 Month Change -3%
---	--	--------------------------------------



May 2026 Active Listings

Austin, Texas

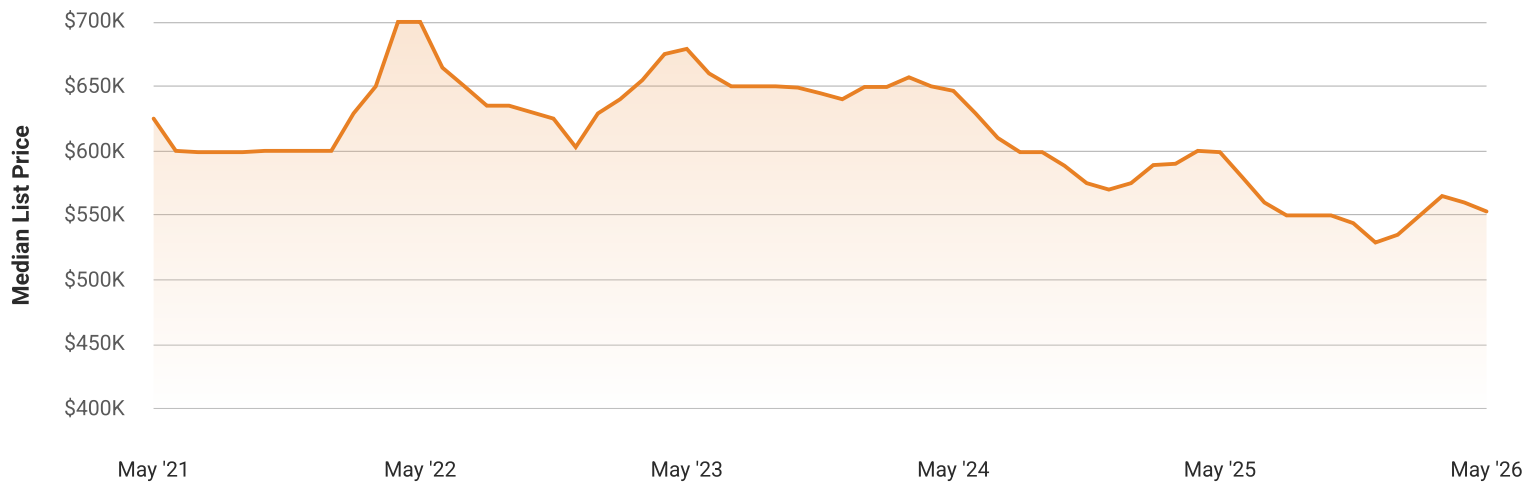
Single Family + Condo/Townhouse/Apt.

This graphic summarizes key statistics for properties that were in an active status on the last day of each month. RPR uses list date and a derived pending date to determine if the listing was active on the last day of the month. An end-of-month snapshot of active listings helps to understand inventory levels, price points and duration on the market.

Source: Listing sources

Update Frequency: Monthly

Median List Price - \$553,060 ↓ 1.2% Month over Month



Austin, Texas

May 2026 Sold Listings

Austin, Texas

Single Family + Condo/Townhouse/Apt.

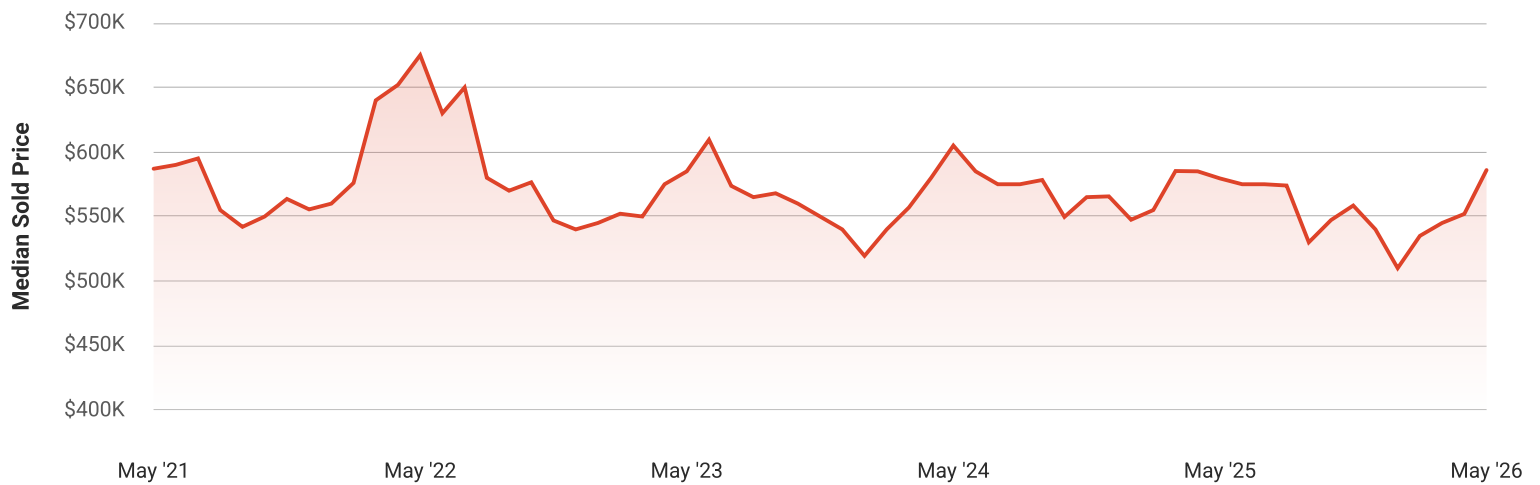
This graphic summarizes key statistics for properties that sold each month. RPR uses a derived sold date to determine when a property moved into a sold status within the given month. These statistics are important for understanding the price points on sold properties as well as the difference between the list price and sold price, which reveals whether buyers are paying over or under the asking price.

Source: Listing sources

Update Frequency: Monthly

Median Sold Price - \$586,000

↑ 6.2% Month over Month



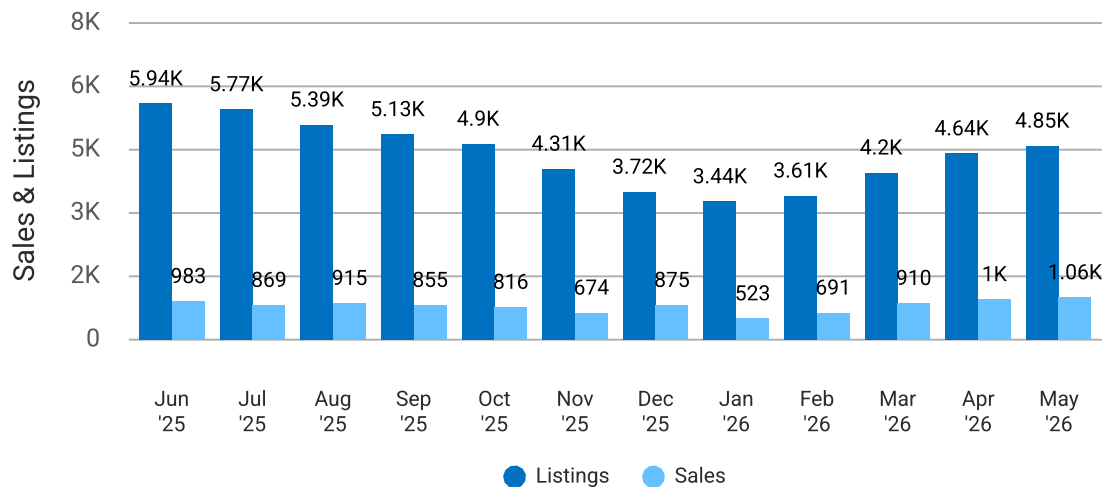
Total Sales and Active Listings in Austin, Texas

Single Family + Condo/Townhouse/Apt.

This graph compares the number of sales with the number of active listings in the local market.

Source: MLS data where licensed

Update Frequency: Monthly



Austin, Texas

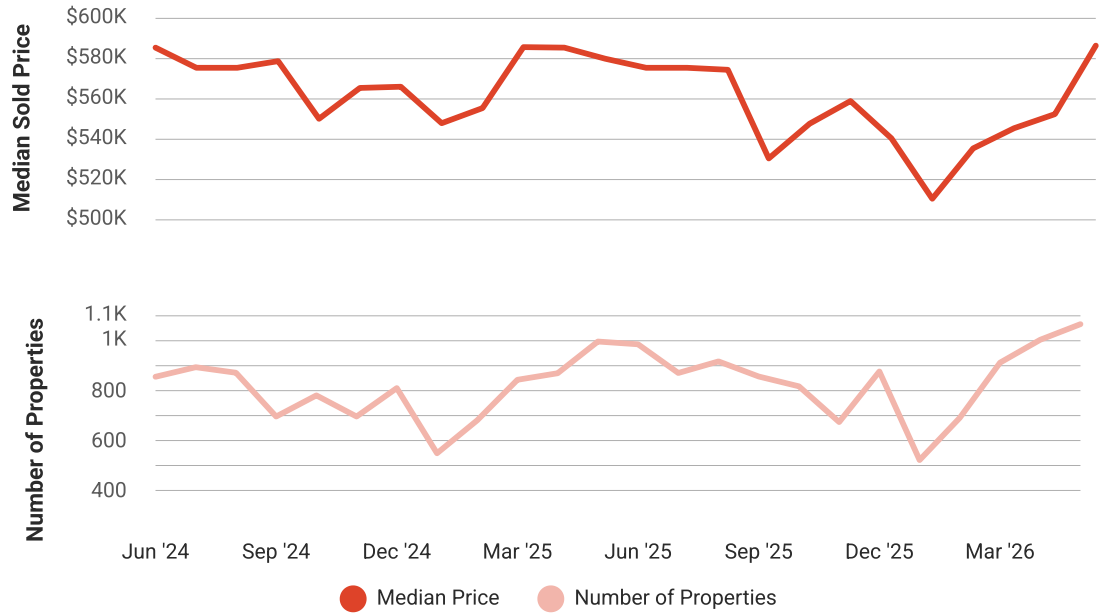
Median Sold Price vs Sold Listings in Austin, Texas

Single Family + Condo/Townhouse/Apt.

This chart compares the trend of median sold price and number of sold listings for the given location.

Source: Listing Data

Update Frequency: Monthly



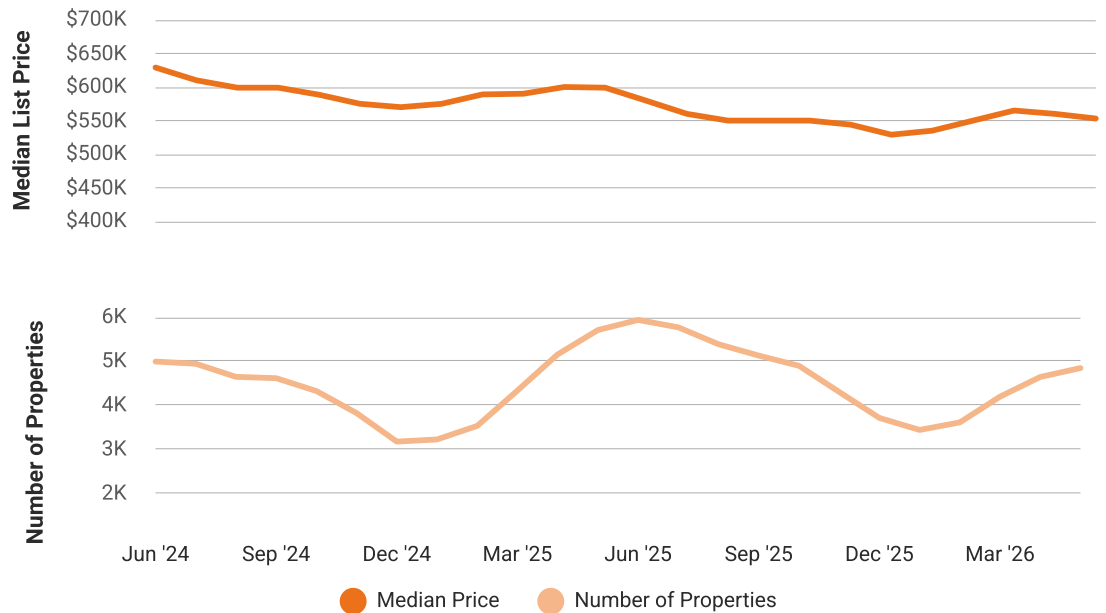
Median List Price vs Active Listings in Austin, Texas

Single Family + Condo/Townhouse/Apt.

This chart compares the trend of median list price and number of active properties for the given location.

Source: Listing Data

Update Frequency: Monthly



Austin, Texas

Market Snapshot

Value and Price Changes

	Current	Last Month	Last 3 Months	Last 12 Months	Last 24 Months	Last 36 Months
Median Est. Property Value Last Updated: 5/31/2026	\$547,000	\$547,800 -0.15%	\$551,000 -0.73%	\$564,000 -3.01%	\$560,000 -2.32%	\$602,450 -9.2%
Median Sold Price Last Updated: 5/31/2026	\$586,000	\$552,000 +6.16%	\$535,000 +9.53%	\$579,500 +1.12%	\$604,993 -3.14%	\$585,000 +0.17%
Median List Price Last Updated: 5/31/2026	\$553,060	\$560,000 -1.24%	\$549,999 +0.56%	\$599,000 -7.67%	\$646,500 -14.45%	\$679,000 -18.55%

About this Data: Because some brokerages may choose not to include their MLS listing content within the RPR platform, the analysis contained in this report may not have been created using all the available listing data within this geographical market. Median estimated property values are generated by a valuation model and are not formal appraisals. Valuations are based on public records and MLS data where licensed. The Metrics displayed here reflect **All Residential Single Family, Condo, Townhouse and Apartment properties** data.

Market Activity

Market Activity Filters

Sort Order: Date

Maximum Properties Per Change Type: 10

Change Types: New Listings, Pending, Closed, Distressed

Property Types: Single Family, Condo/Townhouse/Apt

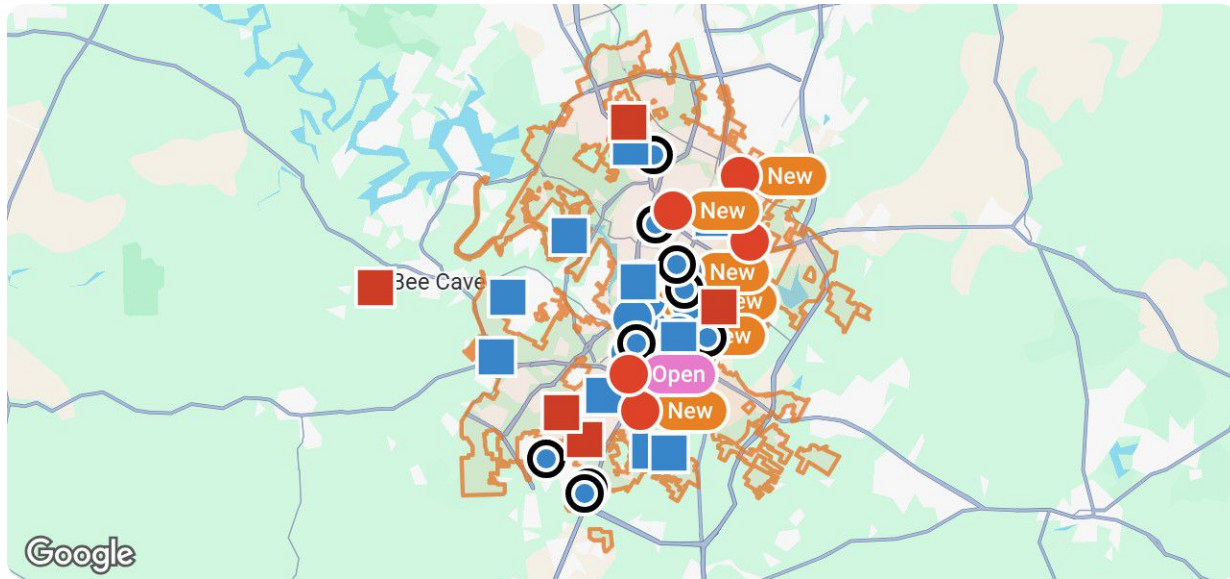
Property Features: Sale Price: Any, Lease Price: Any, Beds: Any, Baths: Any, Living Area: Any, Lot Size (acre): Any, Year Built: Any



Austin, Texas

Summary

For Sale Activity in the Last 3 Months



Legend

- For Sale
- For Sale Pending
- Distressed For Sale or Lease
- Recently Closed
- Distressed

	New	Pending	Closed	Distressed
Number of Properties	10	10	10	10
Lowest Listing Price / Est.Value	\$123,900	\$335,990	\$230,000	\$99,000
Median Listing Price / Est.Value	\$629,950	\$837,000	\$447,000	\$324,400
Highest Listing Price / Est.Value	\$997,700	\$2,350,000	\$2,440,000	\$1,400,000
Average Price / sqft	\$308	\$490	\$368	\$248
Median Price / sqft	\$313	\$341	\$342	\$196
Average Days in RPR	17	50	44	29
Median Days in RPR	11	35	35	18
Total Volume	\$6,033,500	\$10,553,990	\$7,939,000	\$3,862,298
Source	Listings	Listings	Public Records & Listings	Public Records & Listings

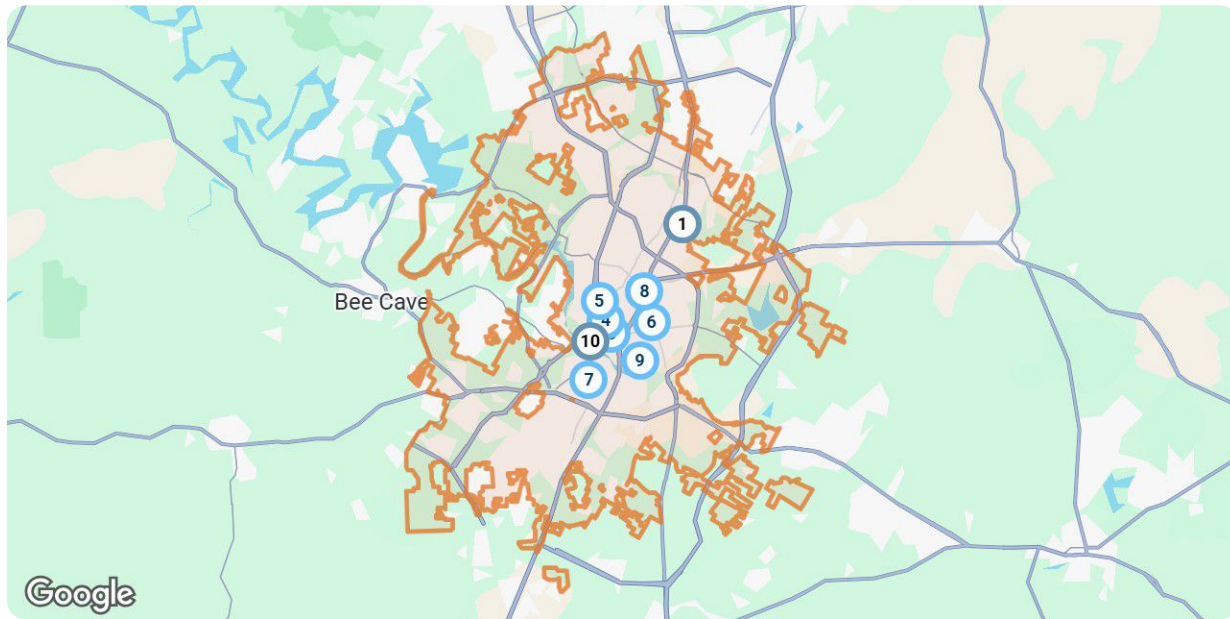


Austin, Texas

Market Activity Breakdown



New

Source: Listings




Legend

- Active For Sale
- Active Under Contract

New: 10 properties		Property Type	Beds / Baths	Living Area (sq ft)	Lot Size	Year Built	List Date / Days in RPR	List Price / \$ Per Sq Ft
1	 <p>5800 Anselm Ct Austin, TX 78739 MLS ID: 6886818</p> <p>● Active Under Contract / For Sale</p> <p><i>Listing Courtesy of Magnolia Realty Austin Hill Co</i></p>	Single Family	4/4	3,114	0.36 acres	2000	5/28/2026 11 days	\$949,000 \$305/sq ft
2	 <p>201 Antigua Way Austin, TX 78738 MLS ID: 6853594</p> <p>● Active / For Sale</p> <p><i>Listing Courtesy of eXp Realty, LLC</i></p>	Single Family	4/3	2,842	8,189 sqft	2014	6/8/2026 - days	\$650,000 \$229/sq ft
3	 <p>204 Belforte Ave Austin, TX 78734 MLS ID: 2349366</p> <p>● Active Under Contract / For Sale</p> <p><i>Listing Courtesy of Coldwell Banker Realty</i></p>	Condo/Townhouse/Apt.	3/3	2,530	10,332 sqft	2015	4/8/2026 61 days	\$815,000 \$322/sq ft
4	 <p>2500 Burleson Rd, Apt 716 Austin, TX 78741 MLS ID: 4919081</p> <p>● Active / For Sale</p> <p><i>Listing Courtesy of NorthMax Realty</i></p>	Condo/Townhouse/Apt.	1/1	499	971 sqft	1983	6/8/2026 - days	\$123,900 \$248/sq ft
5	 <p>7310 Carver Ave Austin, TX 78752 MLS ID: 6773869</p> <p>● Active / For Sale</p> <p><i>Listing Courtesy of Kifer Sparks Agency, LLC</i></p>	Condo/Townhouse/Apt.	3/3	1,535	8,272 sqft	2026	6/8/2026 - days	\$515,000 \$336/sq ft

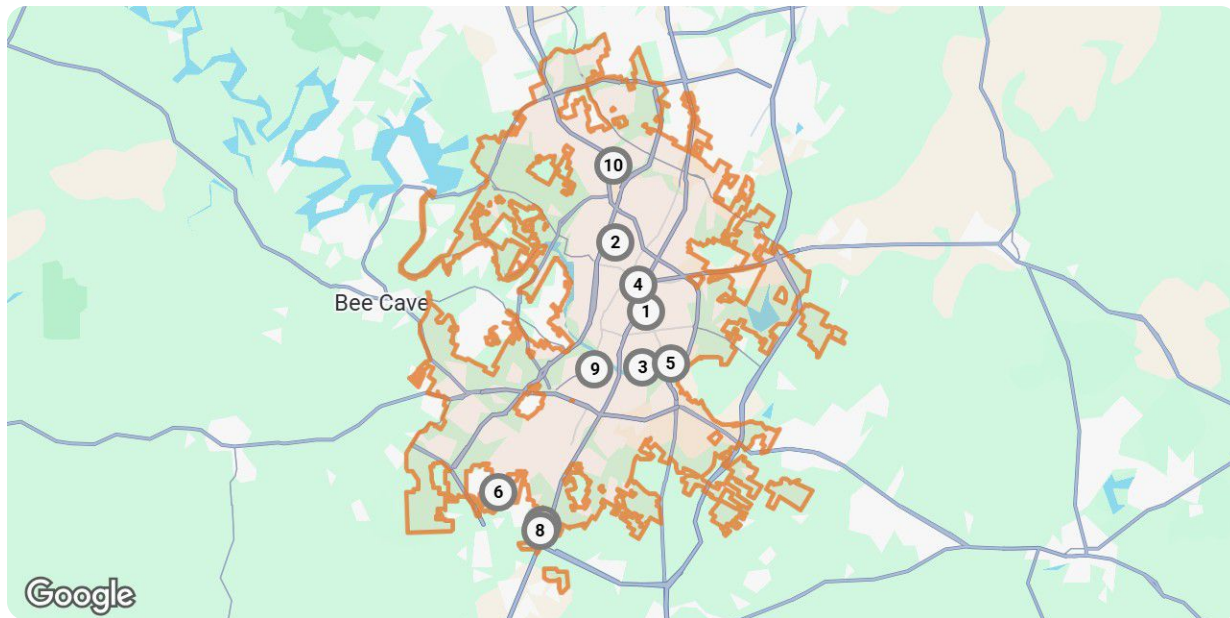


Austin, Texas

New: 10 properties		Property Type	Beds / Baths	Living Area (sq ft)	Lot Size	Year Built	List Date / Days in RPR	List Price / \$ Per Sq Ft
6	 <p>2316 Forsam Bnd Austin, TX 78725 MLS ID: 4555900 ● Active / For Sale</p> <p><i>Listing Courtesy of eXp Realty, LLC</i></p>	Single Family	3/3	2,071	10,838 sqft	2017	6/8/2026 - days	\$598,000 \$289/sq ft
7	 <p>2450 Wickersham Ln, Apt 801 Austin, TX 78741 MLS ID: 9243409 ● Active Under Contract / For Sale</p> <p><i>Listing Courtesy of Compass RE Texas, LLC</i></p>	Condo/Townhouse/Apt.	1/2	965	2,818 sqft	1985	5/28/2026 11 days	\$125,000 \$130/sq ft
8	 <p>1707 Woodwind Ln Austin, TX 78758 MLS ID: 8426630 ● Active Under Contract / For Sale</p> <p><i>Listing Courtesy of Compass RE Texas, LLC</i></p>	Single Family	3/2	1,854	8,098 sqft	1983	5/22/2026 17 days	\$650,000 \$351/sq ft
9	 <p>12017 Wycliff Ln Austin, TX 78727 MLS ID: 1370285 ● Active Under Contract / For Sale</p> <p><i>Listing Courtesy of Coldwell Banker Realty</i></p>	Single Family	3/2	1,823	9,927 sqft	1978	6/5/2026 3 days	\$609,900 \$335/sq ft
10	 <p>1205 E 9th St Austin, TX 78702 MLS ID: 8704011 ● Active / For Sale</p> <p><i>Listing Courtesy of StarPointe Realty CTX, LLC</i></p>	Single Family	3/2	1,858	2,004 sqft	1919	6/7/2026 1 day	\$997,700 \$537/sq ft

Pending

Source: Listings



Legend

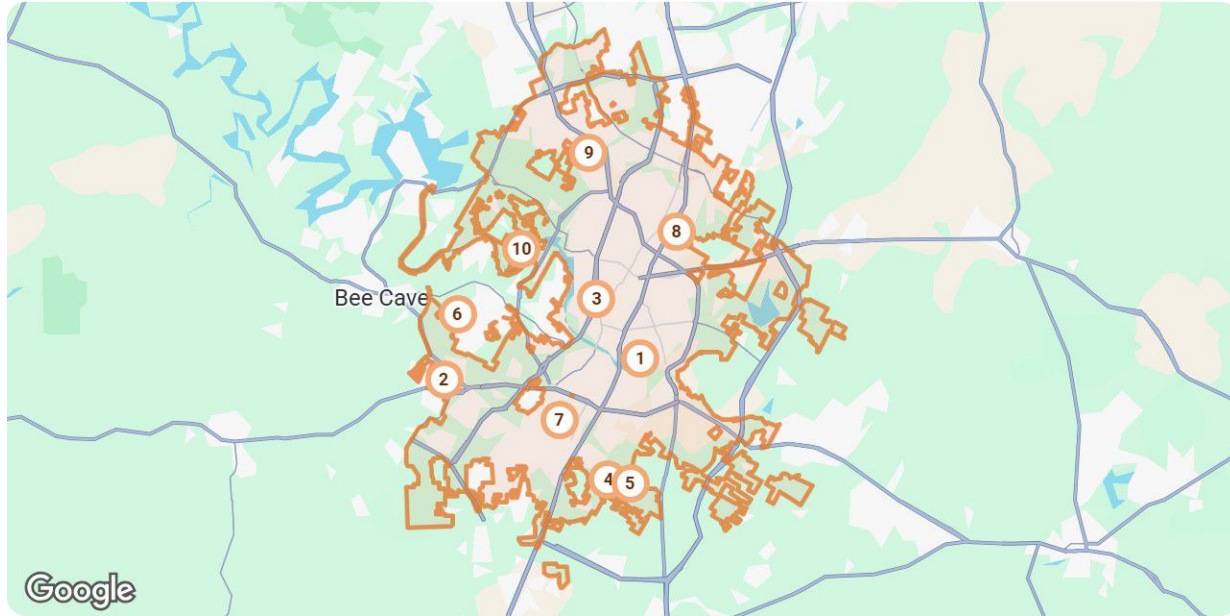
● Pending



Pending: 10 properties		Property Type	Beds / Baths	Living Area (sq ft)	Lot Size / Year Built	List Date	List Price / \$ Per Sq Ft	Pending Date / Days in RPR
1	 <p>12621 Cinchring Ln Austin, TX 78727 MLS ID: 5457778 🕒 Pending / For Sale</p> <p><i>Listing Courtesy of Sandy Goodwin & Company</i></p>	Single Family	4/3	2,542	6,665 sqft 1993	4/30/2026	\$539,000 \$212/sq ft	6/8/2026 39 days
2	 <p>2003 Dexter St Austin, TX 78704 MLS ID: 2641582 🕒 Pending / For Sale</p> <p><i>Listing Courtesy of Gottesman Residential R.E.</i></p>	Single Family	3/2	1,958	9,840 sqft 1959	5/14/2026	\$1,675,000 \$855/sq ft	6/8/2026 25 days
3	 <p>2214 Lear Ln Austin, TX 78745 MLS ID: 2608436 🕒 Pending / For Sale</p> <p><i>Listing Courtesy of JPAR Round Rock</i></p>	Single Family	3/2	1,665	7,322 sqft 1980	1/15/2026	\$575,000 \$345/sq ft	6/8/2026 144 days
4	 <p>4909 Woodview Ave Austin, TX 78756 MLS ID: 3295337 🕒 Pending / For Sale</p> <p><i>Listing Courtesy of Gottesman Residential R.E.</i></p>	Single Family	4/3	2,457	10,707 sqft 1947	5/14/2026	\$1,695,000 \$690/sq ft	6/8/2026 25 days
5	 <p>1012 Brickell Loop, Unit A Austin, TX 78744 MLS ID: 2263950 🕒 Pending / For Sale</p> <p><i>Listing Courtesy of David Weekley Homes</i></p>	Condo/Townhouse/Apt.	3/3	1,487	2,409 sqft 2026	5/22/2026	\$335,990 \$226/sq ft	6/7/2026 16 days
6	 <p>712 Crestone Stream Dr Austin, TX 78738 MLS ID: 7706186 🕒 Pending / For Sale</p> <p><i>Listing Courtesy of Compass RE Texas, LLC</i></p>	Single Family	5/4	3,412	0.26 acres 2014	5/7/2026	\$1,150,000 \$337/sq ft	6/7/2026 31 days
7	 <p>5410 Duval St, #2 Austin, TX 78751 MLS ID: 8660644 🕒 Pending / For Sale</p> <p><i>Listing Courtesy of Central Metro Realty</i></p>	Single Family	3/3	1,228	2,296 sqft 2026	6/5/2026	\$799,000 \$651/sq ft	6/7/2026 2 days
8	 <p>44 East Ave, Unit 4201 Austin, TX 78701 MLS ID: 6556972 🕒 Pending / For Sale</p> <p><i>Listing Courtesy of Kuper Sotheby's Int'l Realty</i></p>	Condo/Townhouse/Apt.	3/4	2,118	166 sqft 2022	3/17/2026	\$2,350,000 \$1,110/sq ft	6/7/2026 82 days
9	 <p>15009 General Williamson Dr Austin, TX 78734 MLS ID: 5931204 🕒 Pending / For Sale</p> <p><i>Listing Courtesy of KnM Realty</i></p>	Single Family	4/3	2,300	9,980 sqft 2005	3/4/2026	\$560,000 \$243/sq ft	6/7/2026 95 days
10	 <p>17700 Hattie Trce Austin, TX 78738 MLS ID: 2872832 🕒 Pending / For Sale</p> <p><i>Listing Courtesy of Compass RE Texas, LLC</i></p>	Single Family	5/5	3,729	6,395 sqft 2024	4/30/2026	\$875,000 \$235/sq ft	6/7/2026 38 days

Closed

Source: Public Records and Listings



Legend

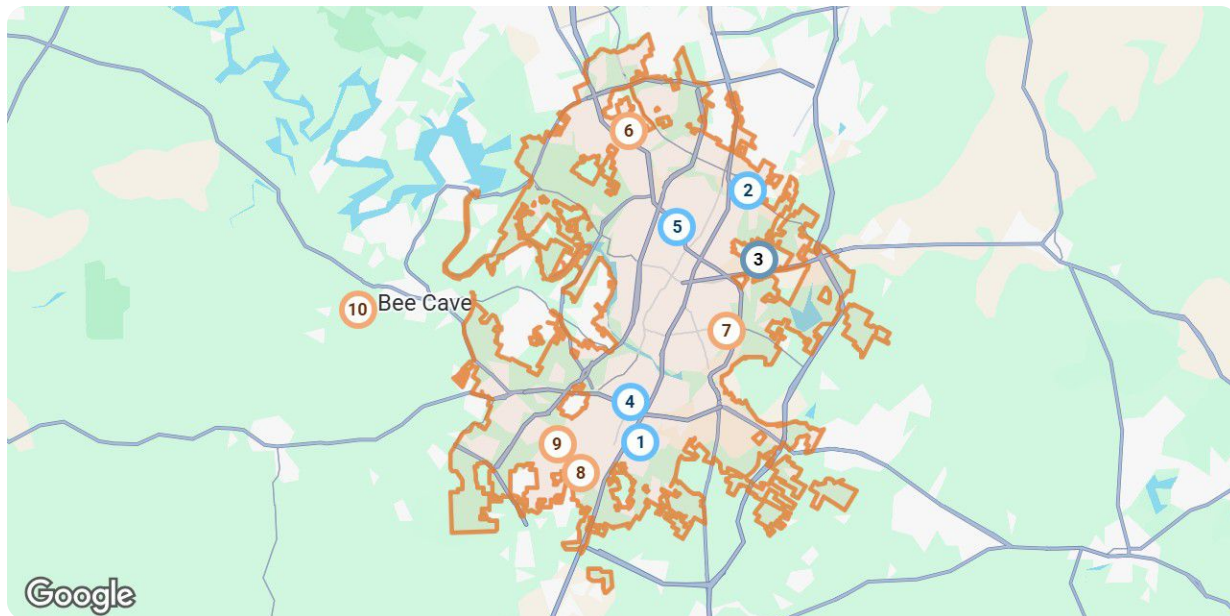
● Closed

Closed: 10 properties		Property Type	Beds / Baths	Living Area (sq ft)	Lot Size / Year Built	Closed Date / Days in RPR	Closed Price / \$ Per Sq Ft	List to Sold Price %
1	 <p>2700 E 12th St Austin, TX 78702 MLS ID: 1854962</p> <p>■ Closed / For Sale</p> <p><i>Courtesy of Compass RE Texas, LLC</i></p>	Single Family	3/3	2,333	3,916 sqft 2016	6/5/2026 34 days	\$1,250,000 \$536/sq ft	-
2	 <p>706 W 22nd St, Apt 206 Austin, TX 78705 MLS ID: 1268230</p> <p>■ Closed / For Sale</p> <p><i>Courtesy of Metro 512 Realty</i></p>	Condo/Townhouse/Apt.	1/1	607	653 sqft 1982	6/5/2026 39 days	\$230,000 \$379/sq ft	↓ 8%
3	 <p>2500 E 3rd St, #B Austin, TX 78702 MLS ID: 8467387</p> <p>■ Closed / For Sale</p> <p><i>Courtesy of Keller Williams Realty</i></p>	Single Family	2/1	850	3,136 sqft 2014	6/5/2026 34 days	\$485,000 \$571/sq ft	↓ 3%
4	 <p>8411 Bargamin Dr Austin, TX 78736 MLS ID: 5749633</p> <p>■ Closed / For Sale</p> <p><i>Courtesy of Resident Realty, LTD.</i></p>	Single Family	4/2	1,469	6,273 sqft 1984	6/5/2026 50 days	\$409,000 \$278/sq ft	↓ 2.62%
5	 <p>3107 Beverly Rd Austin, TX 78703 MLS ID: 6362317</p> <p>■ Closed / For Sale</p> <p><i>Courtesy of Compass RE Texas, LLC</i></p>	Single Family	5/3	3,964	0.29 acres 1940	6/5/2026 35 days	\$2,440,000 \$616/sq ft	↓ 2.4%

Closed: 10 properties		Property Type	Beds / Baths	Living Area (sq ft)	Lot Size / Year Built	Closed Date / Days in RPR	Closed Price / \$ Per Sq Ft	List to Sold Price %
	 7812 Bixler Dr Austin, TX 78744 MLS ID: 4658029 Closed / For Sale <i>Courtesy of Keller Williams Realty</i>	Single Family	3/2	1,035	8,272 sqft / 1982	6/5/2026 / 25 days	\$315,000 / \$304/sq ft	↑ 0.8%
	 9513 Boathouse Dr Austin, TX 78744 MLS ID: 3129784 Closed / For Sale <i>Courtesy of Alexander Properties</i>	Single Family	5/5	3,187	5,998 sqft / 2026	6/5/2026 / 130 days	\$575,000 / \$180/sq ft	↓ 7.89%
	 7504 Chesapeake Rail Ln Austin, TX 78744 MLS ID: 4381123 Closed / For Sale <i>Courtesy of Keller Williams Realty</i>	Single Family	3/3	2,016	5,319 sqft / 2020	6/5/2026 / 13 days	\$385,000 / \$191/sq ft	-
	 2907 Creeks Edge Pkwy Austin, TX 78733 MLS ID: 5262598 Closed / For Sale <i>Courtesy of Compass RE Texas, LLC</i>	Single Family	5/3	3,200	0.31 acres / 1990	6/5/2026 / 35 days	\$1,500,000 / \$469/sq ft	↓ 5.96%
	 7233 Crestone Rd Austin, TX 78744 MLS ID: 8666419 Closed / For Sale <i>Courtesy of Christies Intl Real Estate Lone Star</i>	Single Family	4/3	2,240	5,140 sqft / 2013	6/5/2026 / - days	\$350,000 / \$156/sq ft	↓ 1.41%











Distressed

Source: Public Records and Listings



Legend

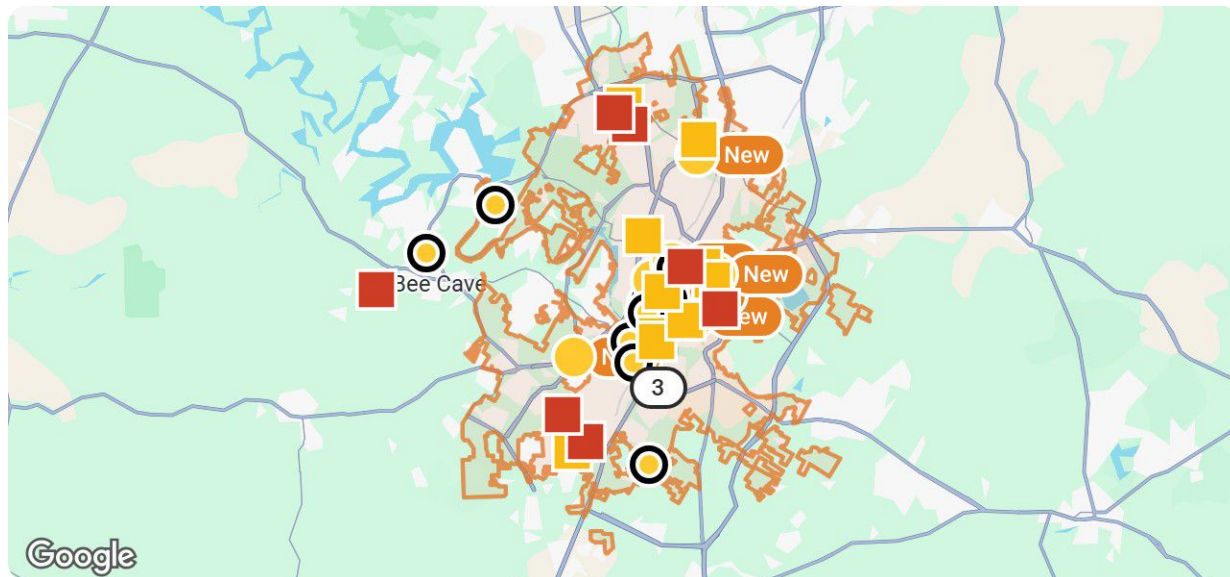
- Active For Sale
- Active Under Contract
- Closed

Distressed: 10 properties		Property Type	Beds / Baths	Living Area (sq ft)	Lot Size / Year Built	List Date / Days in RPR	List Price / \$ Per Sq Ft	Distressed Date / Type
1	 <p>5610 Tallow Tree Dr Austin, TX 78744 MLS ID: 1380420 ● Active / For Sale</p> <p><i>Listing Courtesy of Kuper Sotheby's Int'l Realty</i></p>	Single Family	4/2	1,513	7,065 sqft 1975	5/31/2026 8 days	\$299,000 \$198/sq ft	5/8/2026 Notice of Foreclosure Sale
2	 <p>12406 Thompkins Dr Austin, TX 78753 MLS ID: 3337891 ● Active / For Sale</p> <p><i>Listing Courtesy of Modern Door Realty</i></p>	Single Family	3/2	1,459	7,218 sqft 1985	5/27/2026 12 days	\$349,799 \$240/sq ft	4/30/2026 Notice of Foreclosure Sale
3	 <p>9609 Magna Carta Loop, #194 Austin, TX 78754 MLS ID: 8564153 ● Active Under Contract / For Sale</p> <p><i>Listing Courtesy of Pure Realty</i></p>	Single Family	3/2	1,613	9,374 sqft 2004	3/11/2026 89 days	\$270,000 \$167/sq ft	4/23/2026 Notice of Trustee Sale
4	 <p>219 Lessin Ln, Bldg 6 Austin, TX 78704 MLS ID: 7367883 ● Active / For Sale</p> <p><i>Listing Courtesy of Compass RE Texas, LLC</i></p>	Condo/Townhouse/Apt.	3/3	1,934	1.47 acres 2024	5/21/2026 18 days	\$919,000 \$475/sq ft	4/14/2026 Notice of Trustee Sale
5	 <p>8605 Putnam Dr, Apt 102 Austin, TX 78757 MLS ID: 3887091 ● Active / For Sale</p> <p><i>Listing Courtesy of Coldwell Banker Realty</i></p>	Condo/Townhouse/Apt.	2/1	896	2,322 sqft 1972	5/21/2026 18 days	\$99,000 \$110/sq ft	3/12/2026 Notice of Foreclosure Sale
6	 <p>12325 Los Indios Trl, Unit 14 Austin, TX 78729 ● Closed / Public Record</p>	Condo/Townhouse/Apt.	-/-	860	- 1986	- - days	- \$266/sq ft	5/19/2026 Sold Date: 5/19/2026
7	 <p>5205 Stone Gate Dr Austin, TX 78721 ● Closed / Public Record</p>	Single Family	-/2	1,870	9,200 sqft 1968	- - days	- \$278/sq ft	5/19/2026 Notice of Trustee Sale
8	 <p>9704 Tall Tree Ln, #131 Austin, TX 78748 ● Closed / Public Record</p>	Condo/Townhouse/Apt.	3/2	1,284	6,020 sqft 2016	- - days	- \$278/sq ft	5/18/2026 Sold Date: 5/18/2026
9	 <p>8601 W Gate Blvd, Apt 8204 Austin, TX 78745 ● Closed / Public Record</p>	Condo/Townhouse/Apt.	-/-	869	3,354 sqft 2022	- - days	- \$245/sq ft	5/13/2026 Notice of Trustee Sale
10	 <p>7100 Destiny Hills Dr Austin, TX 78738 ● Closed / Public Record</p>	Single Family	3/3	3,399	4.21 acres 2011	- - days	- \$363/sq ft	5/12/2026 Sold Date: 5/12/2026

Austin, Texas

Summary

For Lease Activity in the Last 3 Months



Legend

- For Lease
- For Lease Pending
- Distressed
- Recently Leased

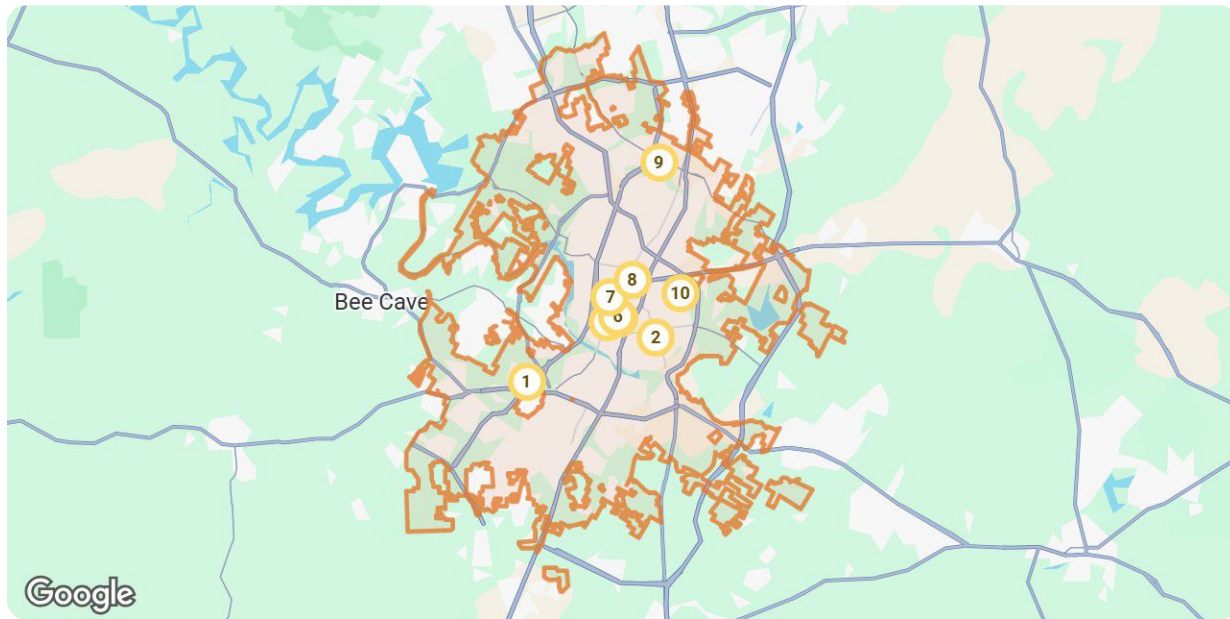
	New	Pending	Closed	Distressed
Number of Properties	10	10	10	10
Lowest Listing Price / Est.Value	\$1,280	\$1,425	\$1,160	\$135,000
Median Listing Price / Est.Value	\$2,398	\$2,650	\$2,285	\$161,500
Highest Listing Price / Est.Value	\$3,750	\$4,200	\$4,200	\$1,400,000
Average Price / sqft	\$2	\$2	\$2	\$190
Median Price / sqft	\$2	\$2	\$1	\$186
Average Days in RPR	1	45	35	-
Median Days in RPR	1	20	18	-
Total Volume	\$22,786	\$26,974	\$23,853	\$2,605,999
Source	Listings	Listings	Public Records & Listings	Public Records & Listings



Market Activity Breakdown

New

Source: Listings



Legend

● Active For Lease

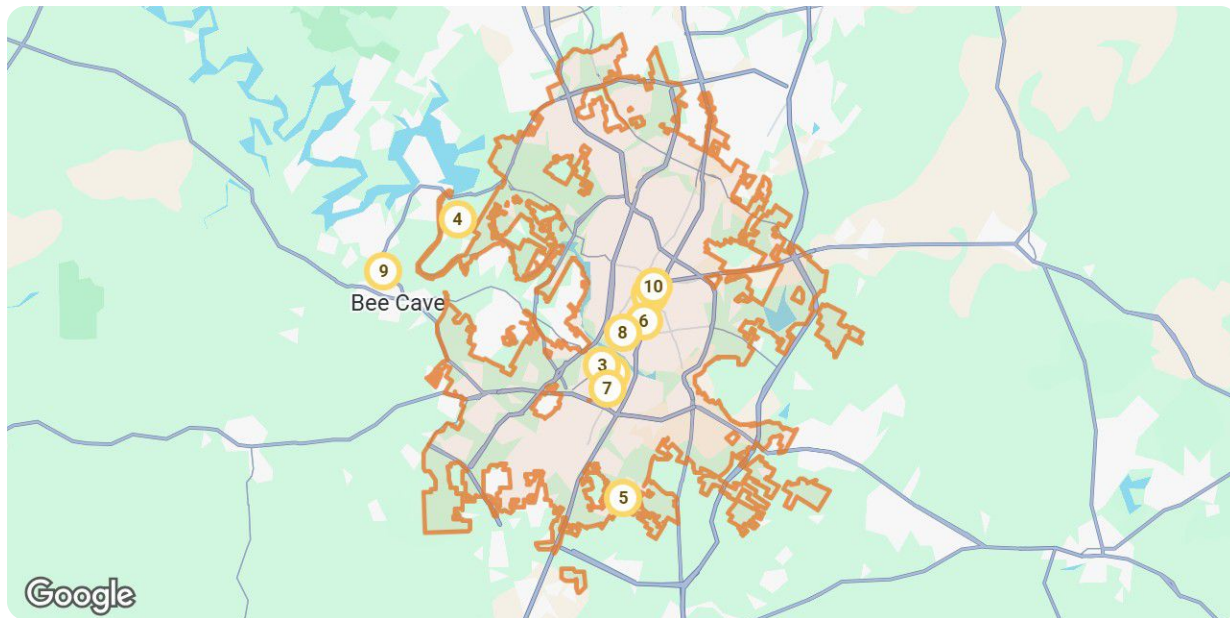
New: 10 properties		Property Type	Beds / Baths	Living Area (sq ft)	Lot Size	Year Built	List Date / Days in RPR	List Price / \$ Per Sq Ft
1	 <p>12101 Dessau Rd, Apt 1412 Austin, TX 78754 MLS ID: 9998950 ● Active / For Lease</p> <p><i>Courtesy of KX Realty PLLC</i></p>	Condo/Townhouse/Apt.	1/1	802	22.87 acres	2006	6/8/2026 - days	\$1,280 mo. \$2/sq ft
2	 <p>12101 Dessau Rd, Apt 1412 Austin, TX 78754 MLS ID: 21294864 ● Active / For Lease</p> <p><i>Courtesy of KX Realty PLLC</i></p>	Condo/Townhouse/Apt.	1/1	802	22.87 acres	2006	6/8/2026 - days	\$1,280 mo. \$2/sq ft
3	 <p>12101 Dessau Rd, Apt 1412 Austin, TX 78754 MLS ID: 1973647 ● Active / For Lease</p> <p><i>Courtesy of KX Realty PLLC</i></p>	Condo/Townhouse/Apt.	1/1	802	-	2006	6/8/2026 - days	\$1,280 mo. \$2/sq ft
4	 <p>12101 Dessau Rd, Apt 1506 Austin, TX 78754 MLS ID: 21294848 ● Active / For Lease</p> <p><i>Courtesy of KX Realty PLLC</i></p>	Condo/Townhouse/Apt.	3/2	1,521	22.87 acres	2006	6/8/2026 - days	\$2,051 mo. \$1/sq ft
5	 <p>11805 Harpster Bnd Austin, TX 78717 MLS ID: 6884380 ● Active / For Lease</p> <p><i>Courtesy of Dreamz Realty LLC</i></p>	Single Family	3/2	1,865	-	2017	6/8/2026 - days	\$2,500 mo. \$1/sq ft

Austin, Texas

New: 10 properties		Property Type	Beds / Baths	Living Area (sq ft)	Lot Size	Year Built	List Date / Days in RPR	List Price / \$ Per Sq Ft
6	 <p>2610 Marcus Abrams Blvd Austin, TX 78748 MLS ID: 8705079 ● Active / For Lease</p> <p><i>Courtesy of Eanes Properties</i></p>	Single Family	4/3	1,909	5,314 sqft	2005	6/8/2026 – days	\$2,650 mo. \$1/sq ft
7	 <p>7302 Sevilla Dr Austin, TX 78752 MLS ID: 4999081 ● Active / For Lease</p> <p><i>Courtesy of Texcella LLC</i></p>	Single Family	4/2	2,076	8,799 sqft	1968	6/8/2026 – days	\$2,600 mo. \$1/sq ft
8	 <p>1919 W 40th St Austin, TX 78731 MLS ID: 4187020 ● Active / For Lease</p> <p><i>Courtesy of Holby Homes, LLC</i></p>	Single Family	3/2	1,284	9,247 sqft	1953	6/7/2026 1 day	\$3,750 mo. \$3/sq ft
9	 <p>2401 E 6th St, Apt 6094 Austin, TX 78702 MLS ID: 3175932 ● Active / For Lease</p> <p><i>Courtesy of Casa Dulce Realty</i></p>	Condo/Townhouse/Apt.	1/2	1,190	1,873 sqft	2005	6/7/2026 1 day	\$2,295 mo. \$2/sq ft
10	 <p>5406 Bennett Ave, #1 Austin, TX 78751 MLS ID: 14064844 ● Active / For Lease</p> <p><i>Courtesy of Central Metro Realty</i></p>	Condo/Townhouse/Apt.	3/3	1,552	3,881 sqft	2010	6/7/2026 1 day	\$3,100 mo. \$2/sq ft

Pending











Source: Listings



Legend

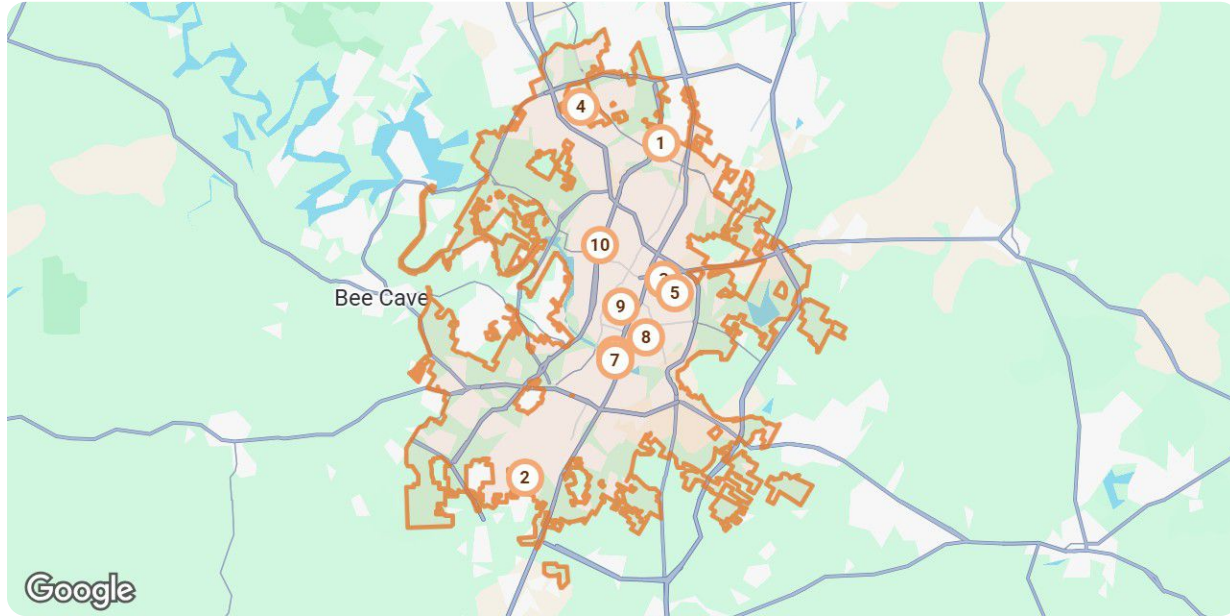
● Active For Lease



Pending: 10 properties		Property Type	Beds / Baths	Living Area (sq ft)	Lot Size / Year Built	List Date	List Price / \$ Per Sq Ft	Pending Date / Days in RPR
1	 <p>1307 Berkshire Dr Austin, TX 78723 MLS ID: 5013645 Pending / For Lease</p> <p><i>Courtesy of Keyrenter Property Management</i></p>	Single Family	4/3	2,132	7,405 sqft 1955	5/30/2026	\$2,800 mo. \$1/sq ft	6/8/2026 9 days
2	 <p>8506 Bisbee Ct Austin, TX 78745 MLS ID: 5218537 Pending / For Lease</p> <p><i>Courtesy of Mile Realty LLC</i></p>	Single Family	4/3	1,789	4,782 sqft 1993	5/18/2026	\$2,500 mo. \$1/sq ft	6/8/2026 21 days
3	 <p>13205 Bourbon St Austin, TX 78727 MLS ID: 7239650 Pending / For Lease</p> <p><i>Courtesy of Vince Young Realty PartnersLLC</i></p>	Single Family	4/2	1,387	7,335 sqft 1980	3/28/2026	\$2,499 mo. \$2/sq ft	6/8/2026 72 days
4	 <p>1500 Elton Ln, Apt 7 Austin, TX 78703 MLS ID: 1082729 Pending / For Lease</p> <p><i>Courtesy of Harrison-Pearson Assoc. Inc</i></p>	Condo/Townhouse/Apt.	2/3	1,800	0.44 acres 1964	5/5/2026	\$2,850 mo. \$2/sq ft	6/8/2026 34 days
5	 <p>5504 Kings Hwy Austin, TX 78745 MLS ID: 6935784 Pending / For Lease</p> <p><i>Courtesy of Christies Intl Real Estate Lone Star</i></p>	Single Family	3/2	1,800	0.25 acres 1966	3/18/2026	\$3,850 mo. \$2/sq ft	6/8/2026 82 days
6	 <p>10322 Maydelle Dr, #127 Austin, TX 78748 MLS ID: 6497109 Pending / For Lease</p> <p><i>Courtesy of Central Metro Realty</i></p>	Condo/Townhouse/Apt.	3/3	1,474	9,736 sqft 2007	5/20/2026	\$1,950 mo. \$1/sq ft	6/8/2026 19 days
7	 <p>4705 Menchaca Rd Austin, TX 78745 MLS ID: 3085408 Pending / For Lease</p> <p><i>Courtesy of Keller Williams Realty</i></p>	Single Family	3/1	1,083	9,191 sqft 1958	5/22/2026	\$2,100 mo. \$2/sq ft	6/8/2026 17 days
8	 <p>5615 Taylorcrest Dr Austin, TX 78749 MLS ID: 2104261 Pending / For Lease</p> <p><i>Courtesy of Bella Real Estate</i></p>	Single Family	3/2	1,723	6,751 sqft 2001	6/2/2026	\$2,800 mo. \$2/sq ft	6/8/2026 6 days
9	 <p>924 E 51st St, Apt 106 Austin, TX 78751 MLS ID: 9420489 Pending / For Lease</p> <p><i>Courtesy of AustinVestors</i></p>	Condo/Townhouse/Apt.	1/1	698	0.62 acres 2014	12/20/2025	\$1,425 mo. \$2/sq ft	6/7/2026 169 days
10	 <p>4301 Berkman Dr, Unit A Austin, TX 78723 MLS ID: 3880396 Pending / For Lease</p> <p><i>Courtesy of RE/MAX Fine Properties</i></p>	Condo/Townhouse/Apt.	3/3	1,848	2,805 sqft 2018	5/21/2026	\$4,200 mo. \$2/sq ft	6/7/2026 17 days

Closed

Source: Public Records and Listings



Legend

● Closed

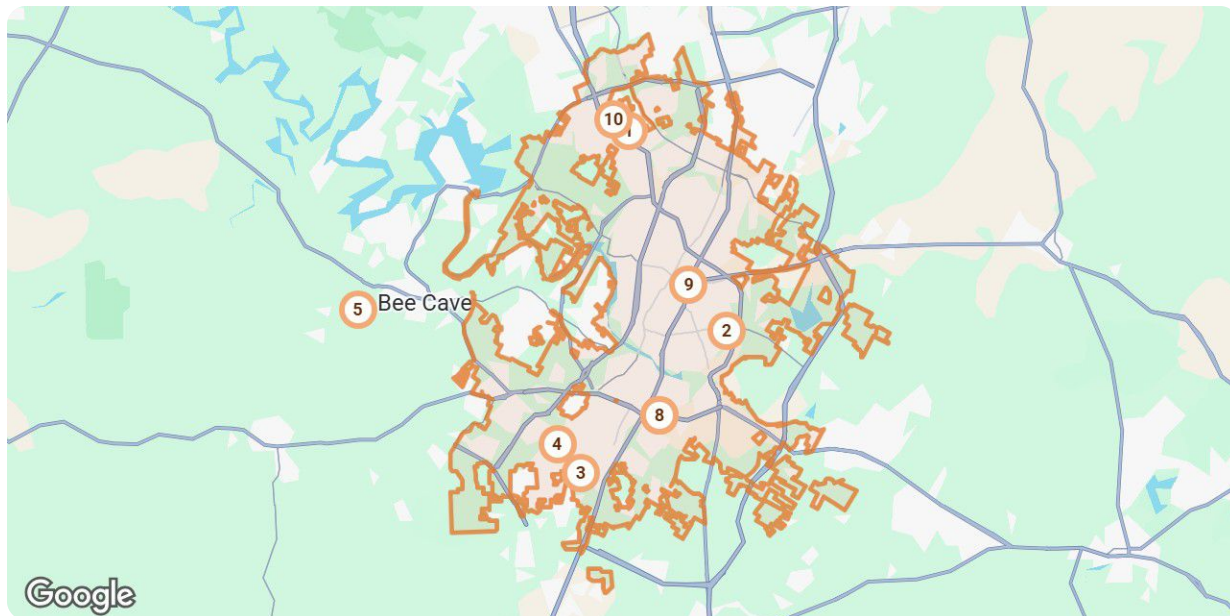
Closed: 10 properties		Property Type	Beds / Baths	Living Area (sq ft)	Lot Size / Year Built	Closed Date / Days in RPR	Closed Price / \$ Per Sq Ft	List to Sold Price %
1	 <p>11711 Three Oaks Trl Austin, TX 78759 MLS ID: 7862444 ■ Closed / For Lease</p> <p><i>Courtesy of Compass RE Texas, LLC</i></p>	Single Family	3/2	1,421	9,513 sqft 1974	6/8/2026 14 days	- \$2/sq ft	-
2	 <p>6013 Abilene Trl Austin, TX 78749 MLS ID: 7007773 ■ Closed / For Lease</p> <p><i>Courtesy of Berkshire Hathaway TX Realty</i></p>	Single Family	3/4	2,621	8,929 sqft 1990	6/7/2026 4 days	- \$1/sq ft	-
3	 <p>12101 Dessau Rd, Apt 206 Austin, TX 78754 MLS ID: 6403101 ■ Closed / For Lease</p> <p><i>Courtesy of KX Realty PLLC</i></p>	Condo/Townhouse/Apt.	3/2	1,521	- 2008	6/7/2026 77 days	- \$1/sq ft	-
4	 <p>12101 Dessau Rd, #1092 Austin, TX 78754 MLS ID: 7783307 ■ Closed / For Lease</p> <p><i>Courtesy of KX Realty PLLC</i></p>	Condo/Townhouse/Apt.	1/1	802	- 2008	6/7/2026 145 days	- \$1/sq ft	-
5	 <p>12101 Dessau Rd, Apt 1411 Austin, TX 78754 MLS ID: 3115892 ■ Closed / For Lease</p> <p><i>Courtesy of KX Realty PLLC</i></p>	Condo/Townhouse/Apt.	2/2	1,107	22.87 acres 2008	6/7/2026 34 days	- \$1/sq ft	-

Austin, Texas

Closed: 10 properties		Property Type	Beds / Baths	Living Area (sq ft)	Lot Size / Year Built	Closed Date / Days in RPR	Closed Price / \$ Per Sq Ft	List to Sold Price %
	 <p>12101 Dessau Rd Austin, TX 78754 MLS ID: 21258741 Closed / For Lease</p> <p><i>Courtesy of KX Realty PLLC</i></p>	Condo/Townhouse/Apt.	3/2	1,521	22.87 acres 2008	6/7/2026 35 days	- \$1/sq ft	-
	 <p>44 East Ave, Unit 1603 Austin, TX 78701 MLS ID: 1702251 Closed / For Lease</p> <p><i>Courtesy of Urbanspace</i></p>	Condo/Townhouse/Apt.	1/1	618	48 sqft 2022	6/7/2026 15 days	- \$5/sq ft	-
	 <p>14309 Eucalyptus Bnd Austin, TX 78717 MLS ID: 4131832 Closed / For Lease</p> <p><i>Courtesy of All City Real Estate Ltd. Co</i></p>	Single Family	4/3	2,482	5,706 sqft 2020	6/7/2026 2 days	- \$1/sq ft	-
	 <p>6925 Larue Belle Cv Austin, TX 78739 MLS ID: 7301242 Closed / For Lease</p> <p><i>Courtesy of Womack Real Estate LLC</i></p>	Single Family	5/4	3,569	9,016 sqft 2004	6/7/2026 7 days	- \$1/sq ft	-
	 <p>3204 Menchaca Rd, Apt 601 Austin, TX 78704 MLS ID: 7972678 Closed / For Lease</p> <p><i>Courtesy of JNJ REAL ESTATE INVESTMENT LLC</i></p>	Condo/Townhouse/Apt.	2/2	900	2,591 sqft 1985	6/7/2026 21 days	- \$2/sq ft	-

Distressed

Source: Public Records and Listings



Legend

 Closed



Distressed: 10 properties		Property Type	Beds / Baths	Living Area (sq ft)	Lot Size / Year Built	List Date / Days in RPR	List Price / \$ Per Sq Ft	Distressed Date / Type
	 12325 Los Indios Trl, Unit 14 Austin, TX 78729 Closed / Public Record	Condo/Townhouse/Apt.	-/-	860	- / 1986	- / - days	- / \$266/sq ft	5/19/2026 Sold Date: 5/19/2026
	 5205 Stone Gate Dr Austin, TX 78721 Closed / Public Record	Single Family	-/2	1,870	9,200 sqft / 1968	- / - days	- / \$278/sq ft	5/19/2026 Notice of Trustee Sale
	 9704 Tall Tree Ln, #131 Austin, TX 78748 Closed / Public Record	Condo/Townhouse/Apt.	3/2	1,284	6,020 sqft / 2016	- / - days	- / \$278/sq ft	5/18/2026 Sold Date: 5/18/2026
	 8601 W Gate Blvd, Apt 8204 Austin, TX 78745 Closed / Public Record	Condo/Townhouse/Apt.	-/-	869	3,354 sqft / 2022	- / - days	- / \$245/sq ft	5/13/2026 Notice of Trustee Sale
	 7100 Destiny Hills Dr Austin, TX 78738 Closed / Public Record	Single Family	3/3	3,399	4.21 acres / 2011	- / - days	- / \$363/sq ft	5/12/2026 Sold Date: 5/12/2026
	 2301 Mission Hill Dr, Apt 101 Austin, TX 78741 Closed / Public Record	Condo/Townhouse/Apt.	-/2	1,806	2,139 sqft / 1968	- / - days	- / \$175/sq ft	5/14/2026 Sold Date: 5/6/2026
	 2301 Mission Hill Dr, Apt 102 Austin, TX 78741 Closed / Public Record	Condo/Townhouse/Apt.	-/2	1,806	2,139 sqft / 1968	- / - days	- / \$175/sq ft	5/14/2026 Sold Date: 5/6/2026
	 2301 Mission Hill Dr, Apt 103 Austin, TX 78741 Closed / Public Record	Condo/Townhouse/Apt.	-/2	1,806	2,139 sqft / 1968	- / - days	- / \$175/sq ft	5/14/2026 Sold Date: 5/6/2026
	 909 Reinli St, Apt 133 Austin, TX 78751 Closed / Public Record	Condo/Townhouse/Apt.	-/2	876	1,346 sqft / 1975	- / - days	- / \$271/sq ft	5/15/2026 Sold Date: 5/6/2026
	 9001 Bubbling Springs Trl Austin, TX 78729 Closed / Public Record	Single Family	-/2	1,792	- / 1979	- / - days	- / \$281/sq ft	4/30/2026 Notice of Foreclosure Sale

Austin, Texas

About RPR

- RPR® is the nation's largest property database, exclusively for REALTORS®. It empowers REALTORS® to help buyers and sellers make informed decisions, backed by a real estate database covering more than 160 million residential and commercial properties in the United States.
- RPR is a wholly owned subsidiary of the National Association of REALTORS® and a member benefit to REALTORS®.
- RPR's data sources range from MLSs and county-level tax and assessment offices, to the U.S. Census and FEMA, to specialty data set providers such as Esri (consumer data), Niche (school information) and Precisely (geographic boundaries).

Learn More

For more information about RPR, please visit RPR's public website: <https://blog.narrpr.com>

