Cape May, New Jersey





Adam D'Annunzio

Broker Associate

New Jersey Real Estate License #1221988

Office (609) 399-5454 | Mobile (609) 604-5958

Adam@AdamHomeGroup.com

AdamHomeGroup.com

Copyright 2026 Realtors Property Resource® LLC. All Rights Reserved.
Information is not guaranteed. Equal Housing Opportunity.

Cape May, New Jersey

Market Trends

Market Trends for Cape May, New Jersey

Single Family + Condo/Townhouse/Apt.

October 2026

Market Type



Seller's Market | Balanced Market | Buyer's Market

Key Details

Months of Inventory	Sold to List Price %	Median Days in RPR	Median Sold Price
3.13	97.3%	26	$955,000
↓ 3.69% MoM	↑ 0.54% MoM	↓ 48% MoM	↑ 60.52% MoM

Copyright 2026 Realtors Property Resource® LLC. All Rights Reserved.
Information is not guaranteed. Equal Housing Opportunity.

Cape May, New Jersey

October 2026 New Listings

Cape May, New Jersey

Single Family + Condo/Townhouse/Apt.

This graphic summarizes key statistics for properties that entered the market each month. RPR uses list date to determine when a listing entered the market. These statistics are important for understanding the rate at which listings are entering the market and their price points.

Source: Listing sources

Update Frequency: Monthly

Median List Price - $949,000

↓ 9.6% Month over Month

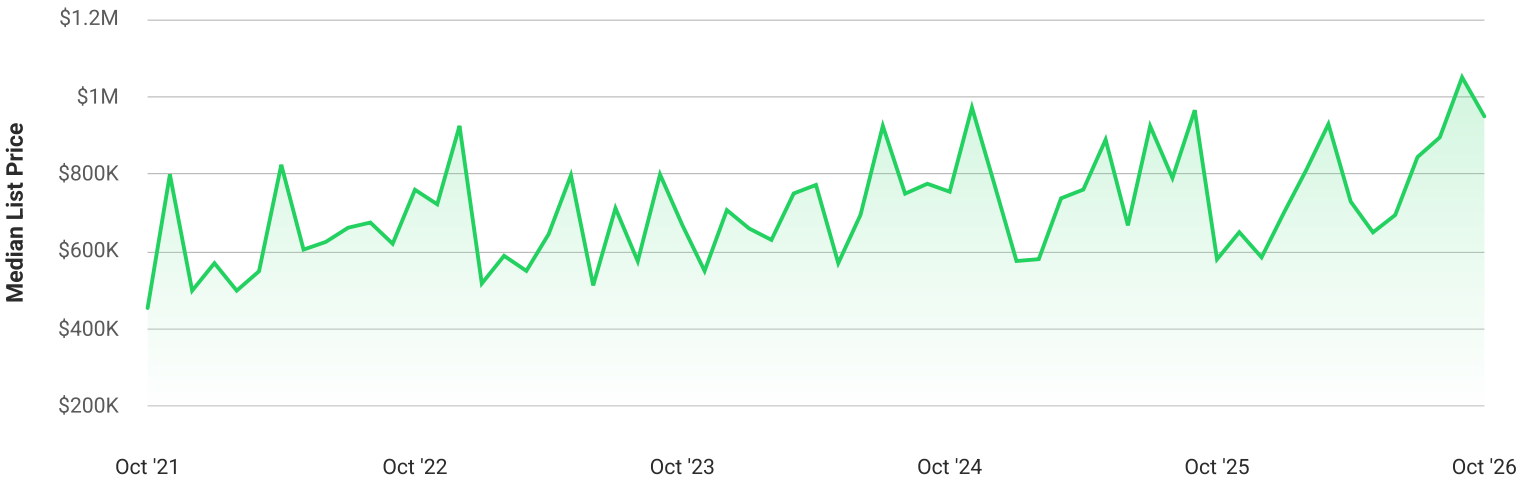

of Properties - 31

↓ 26.2% Month over Month

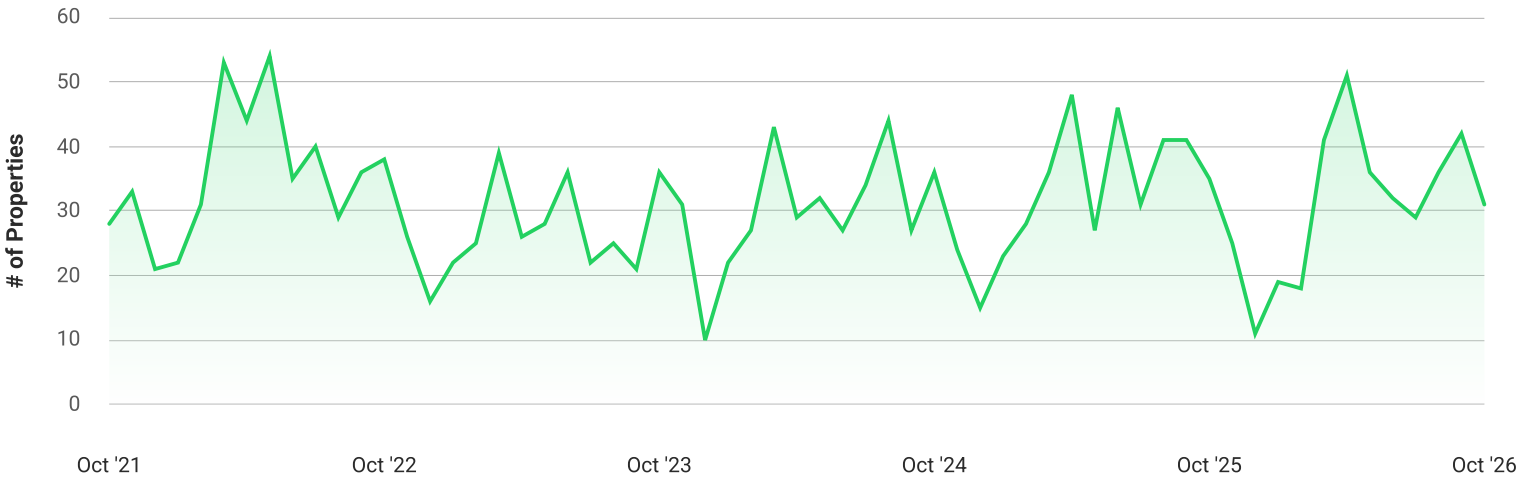

Copyright 2026 Realtors Property Resource® LLC. All Rights Reserved.
Information is not guaranteed. Equal Housing Opportunity.

Cape May, New Jersey

October 2026 Active Listings

Cape May, New Jersey

Single Family + Condo/Townhouse/Apt.

This graphic summarizes key statistics for properties that were in an active status on the last day of each month. RPR uses list date and a derived pending date to determine if the listing was active on the last day of the month. An end-of-month snapshot of active listings helps to understand inventory levels, price points and duration on the market.

Source: Listing sources

Update Frequency: Monthly

Median List Price - $899,000

9.9% Month over Month

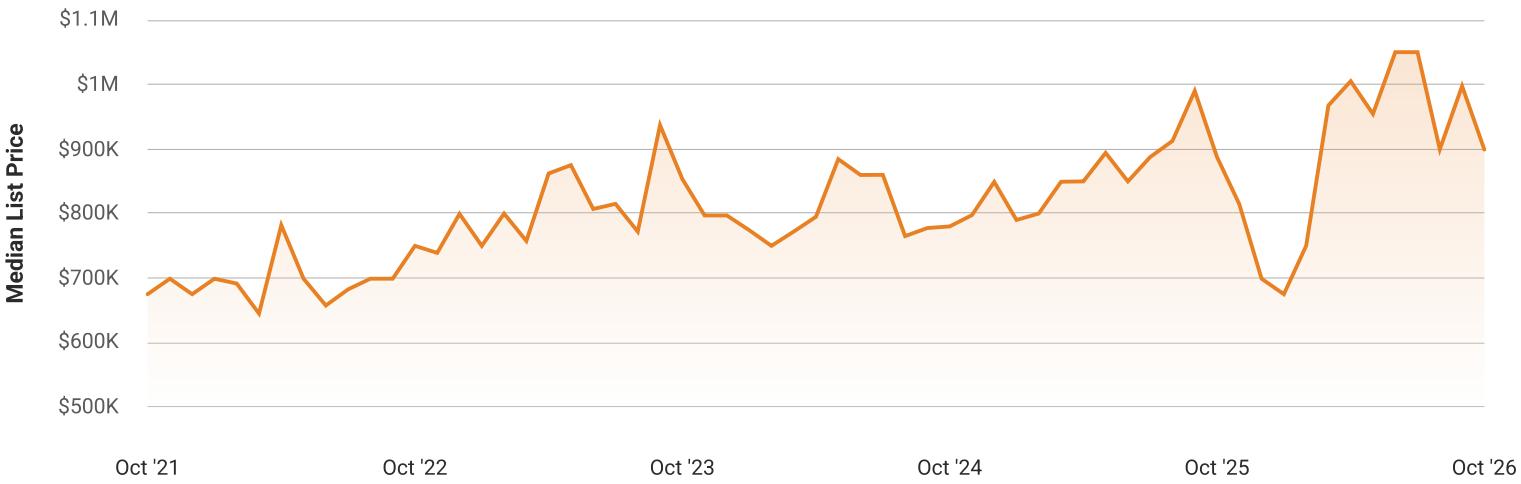

of Properties - 75

3.8% Month over Month

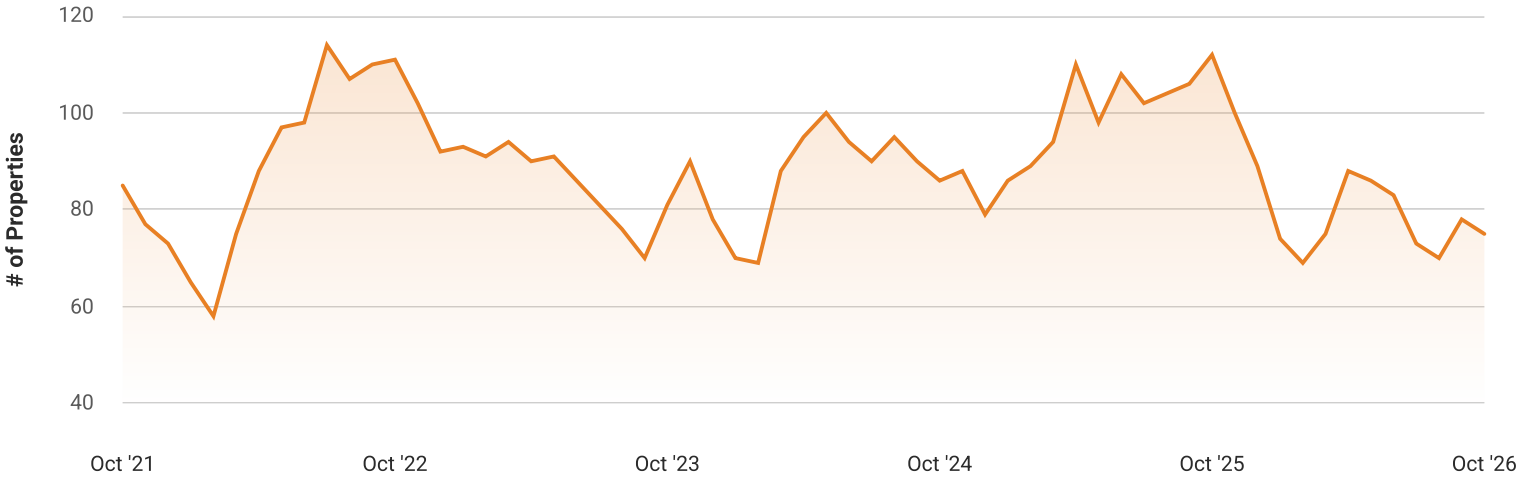

Copyright 2026 Realtors Property Resource® LLC. All Rights Reserved.
Information is not guaranteed. Equal Housing Opportunity.

Cape May, New Jersey

October 2026 New Pending Listings

Cape May, New Jersey

Single Family + Condo/Townhouse/Apt.

This graphic summarizes key statistics for properties that went into a pending status within each month. RPR uses a derived pending date to determine when a property moved into pending status in the given month. These statistics are important for understanding the market absorption rate and the price point of listings that are being consumed.

Source: Listing sources

Update Frequency: Monthly

Median List Price - $969,000

↓ 15.7% Month over Month

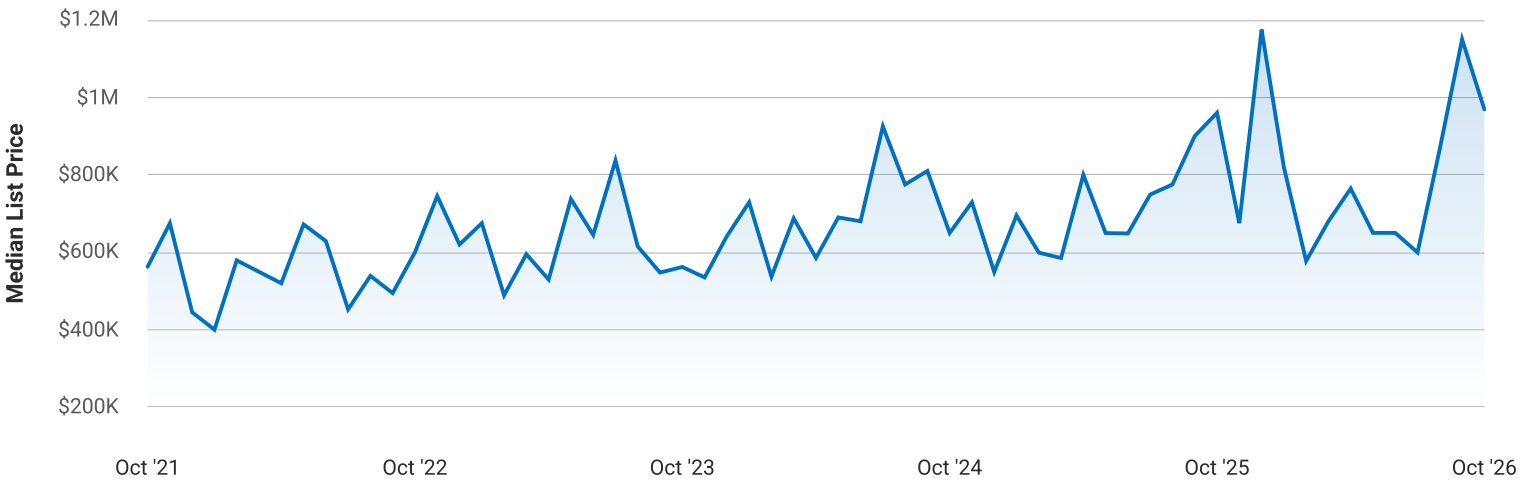

of Properties - 21

↓ 38.2% Month over Month

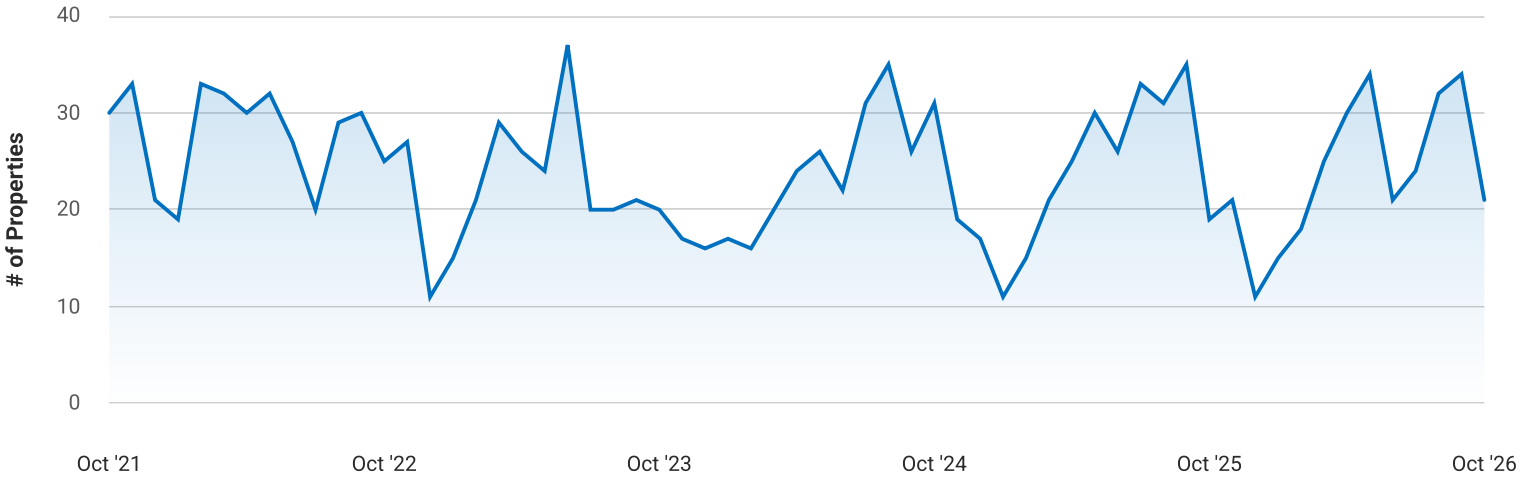

Copyright 2026 Realtors Property Resource® LLC. All Rights Reserved.
Information is not guaranteed. Equal Housing Opportunity.

Cape May, New Jersey

October 2026 Pending Listings

Cape May, New Jersey

Single Family + Condo/Townhouse/Apt.

This graphic summarizes key statistics for properties that were in a pending status on the last day of the month. RPR uses the list date, a derived pending date and a derived off-market status date to determine if the listing was in a pending status on the last day of the month. An end-of-month snapshot of pending listings helps to understand inventory that is waiting to close, price points and duration on the market.

Source: Listing sources

Update Frequency: Monthly

Median List Price - $975,000

↑ 3.7% Month over Month



of Properties - 35

↓ 34% Month over Month

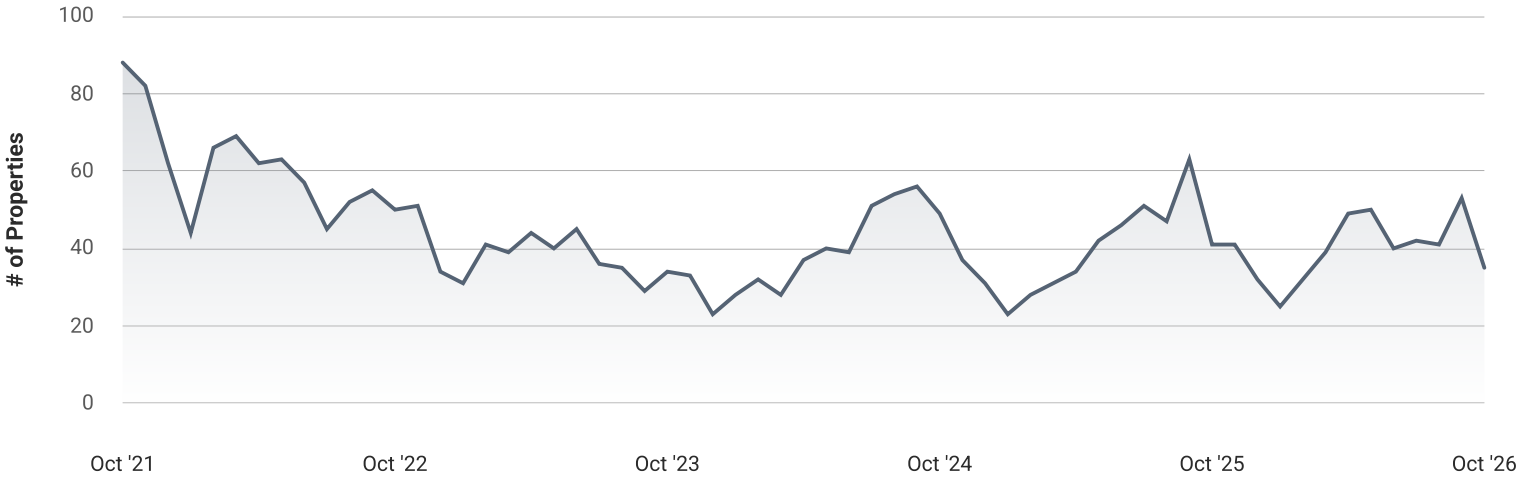

Copyright 2026 Realtors Property Resource® LLC. All Rights Reserved.
Information is not guaranteed. Equal Housing Opportunity.

Cape May, New Jersey

October 2026 Sold Listings

Cape May, New Jersey

Single Family + Condo/Townhouse/Apt.

This graphic summarizes key statistics for properties that sold each month. RPR uses a derived sold date to determine when a property moved into a sold status within the given month. These statistics are important for understanding the price points on sold properties as well as the difference between the list price and sold price, which reveals whether buyers are paying over or under the asking price.

Source: Listing sources

Update Frequency: Monthly

Median Sold Price - $955,000

↑ 60.5% Month over Month

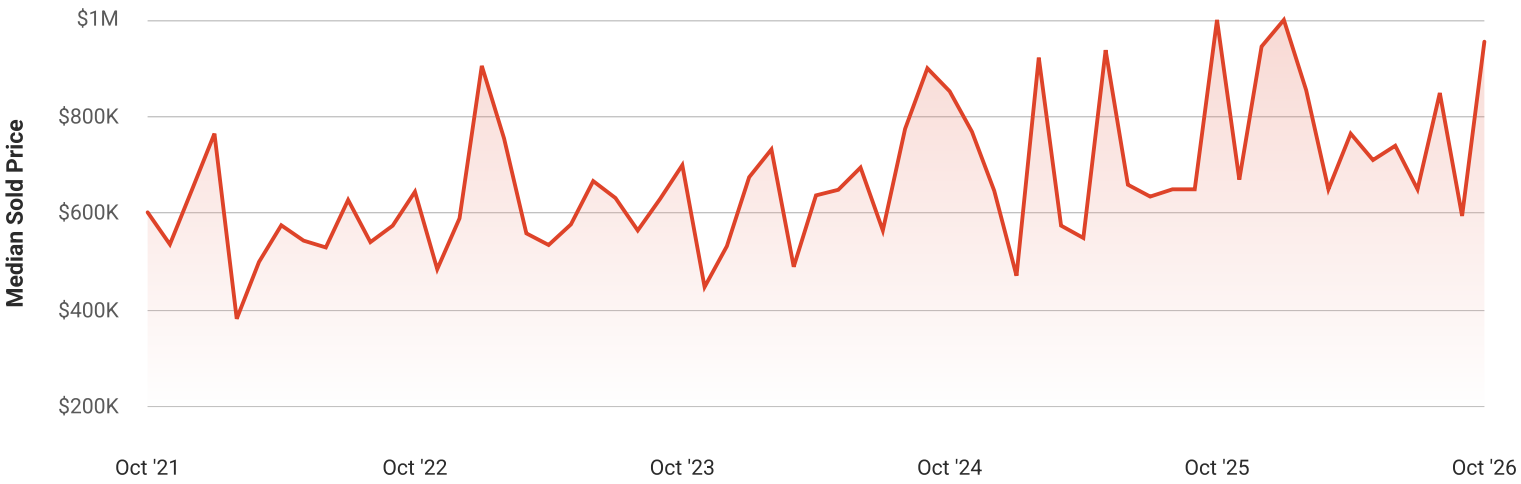

of Properties - 39

↑ 77.3% Month over Month

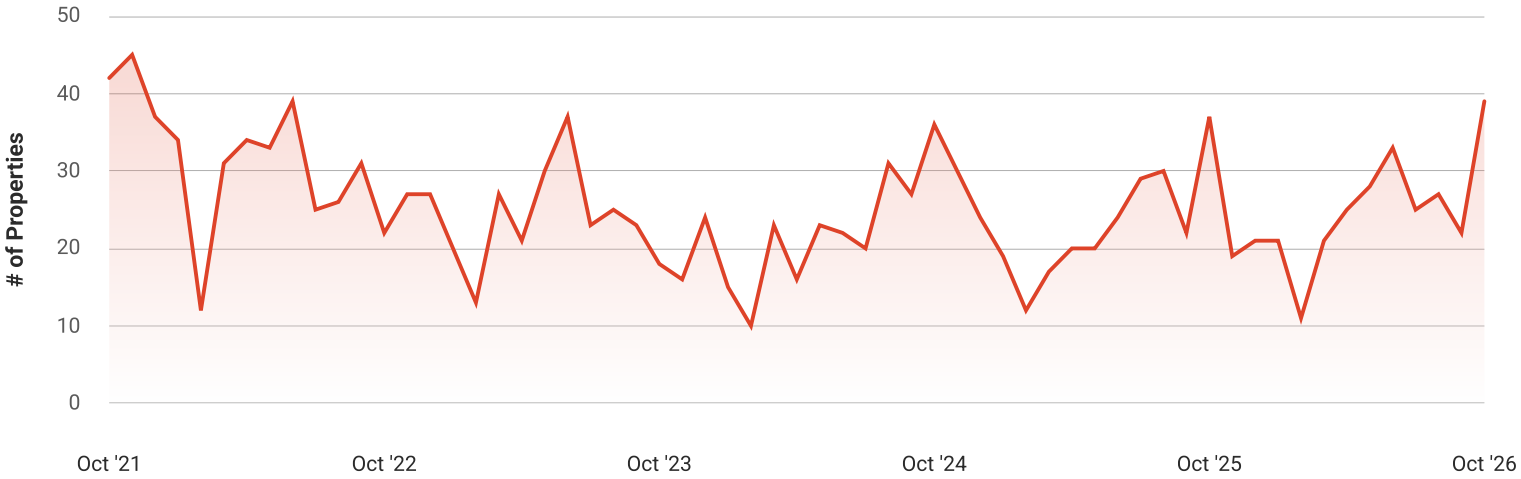

Copyright 2026 Realtors Property Resource® LLC. All Rights Reserved.
Information is not guaranteed. Equal Housing Opportunity.

Cape May, New Jersey

October 2026 Months Supply of Inv.

Cape May, New Jersey

Single Family + Condo/Townhouse/Apt.

This graphic summarizes key statistics that describe the given month's inventory level and the percentage change in the last month and year. Months of inventory is the number of months it will take a market to absorb the inventory that's available at the end of the month, based on the number of properties that typically go into pending each month. RPR calculates months of inventory by dividing the count of listings that were active on the last day of the month by a rolling 12-month average of newly pending listings.

Source: Listing sources

Update Frequency: Monthly

Months Supply of Inv.	Last Month Change	12 Month Change
3.13	-3.7%	-33%

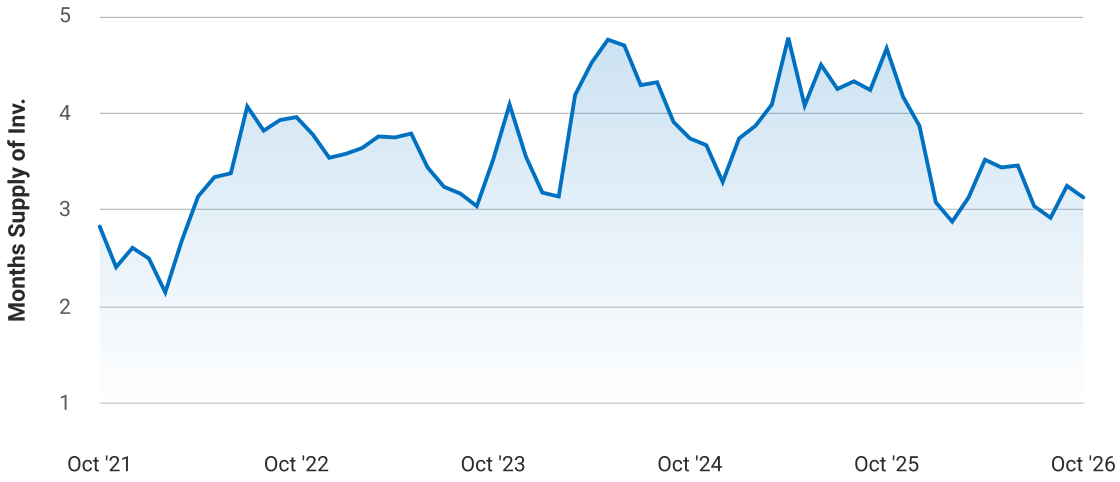

Total Sales and Active Listings in Cape May, New Jersey

Single Family + Condo/Townhouse/Apt.

This graph compares the number of sales with the number of active listings in the local market.

Source: MLS data where licensed

Update Frequency: Monthly

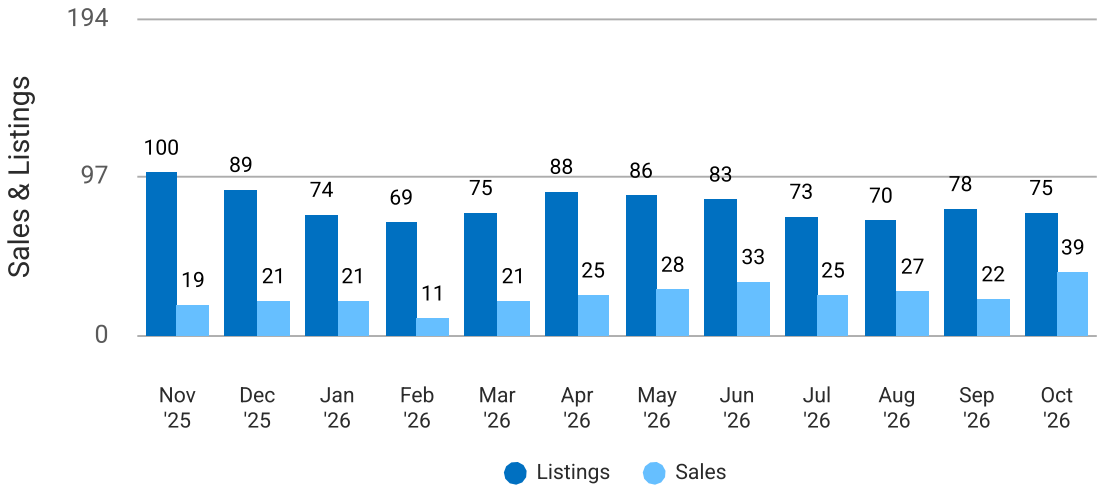

Copyright 2026 Realtors Property Resource® LLC. All Rights Reserved.
Information is not guaranteed. Equal Housing Opportunity.

Cape May, New Jersey

Median Sold Price vs Sold Listings in Cape May, New Jersey

Single Family + Condo/Townhouse/Apt.

This chart compares the trend of median sold price and number of sold listings for the given location.

Source: Listing Data

Update Frequency: Monthly

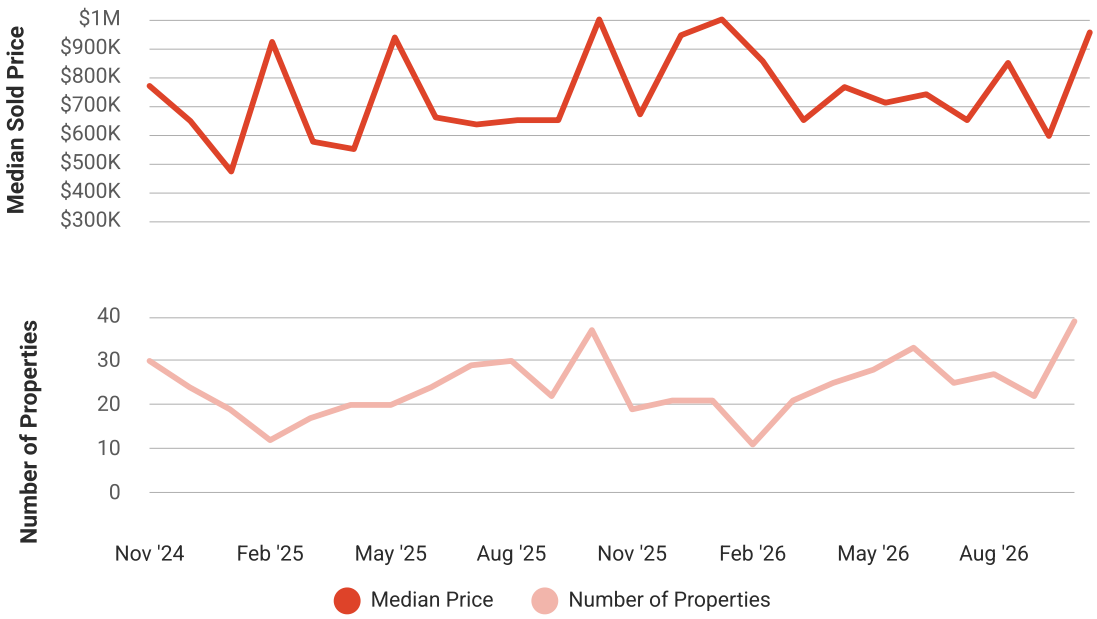

Median List Price vs Active Listings in Cape May, New Jersey

Single Family + Condo/Townhouse/Apt.

This chart compares the trend of median list price and number of active properties for the given location.

Source: Listing Data

Update Frequency: Monthly

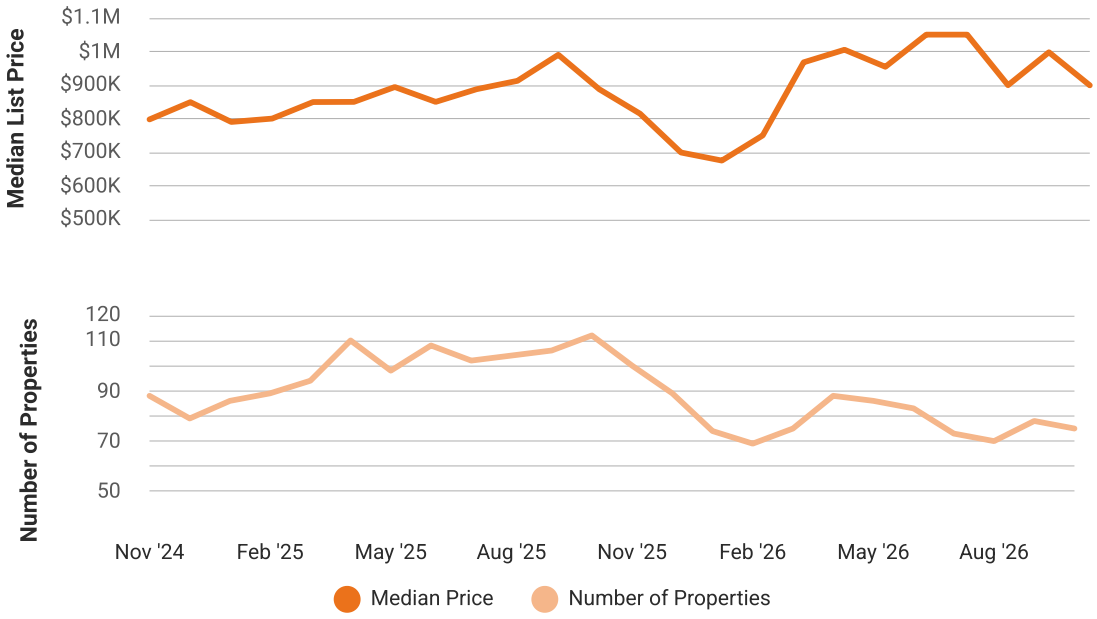

Copyright 2026 Realtors Property Resource® LLC. All Rights Reserved.
Information is not guaranteed. Equal Housing Opportunity.

Cape May, New Jersey

Market Snapshot

Value and Price Changes

	Current	Last Month	Last 3 Months	Last 12 Months	Last 24 Months	Last 36 Months
Median Est. Property Value Last Updated: 10/31/2026	$767,320	$762,770 +0.6%	$765,890 +0.19%	$693,300 +10.68%	$688,620 +11.43%	$616,630 +24.44%
Median Sold Price Last Updated: 10/31/2026	$955,000	$594,950 +60.52%	$650,000 +46.92%	$999,999 -4.5%	$852,500 +12.02%	$700,000 +36.43%
Median List Price Last Updated: 10/31/2026	$899,000	$997,500 -9.87%	$1,050,000 -14.38%	$887,499 +1.3%	$780,000 +15.26%	$853,500 +5.33%

About this Data: Because some brokerages may choose not to include their MLS listing content within the RPR platform, the analysis contained in this report may not have been created using all the available listing data within this geographical market.
Median estimated property values are generated by a valuation model and are not formal appraisals. Valuations are based on public records and MLS data where licensed. The Metrics displayed here reflect **All Residential Single Family, Condo, Townhouse and Apartment properties** data.

Market Activity

Market Activity Filters

Sort Order: Recently updated
Maximum Properties Per Change Type: 50
Change Types: New Listings, Price Change, Pending, Closed
Property Types: Single Family, Multifamily/Multiplex, Condo/Townhouse/Apt, Lot/Land
Property Features: Sale Price: $50K+, Lease Price: Any, Beds: Any, Baths: Any, Living Area: Any, Lot Size: Any, Year Built: Any

Copyright 2026 Realtors Property Resource® LLC. All Rights Reserved.
Information is not guaranteed. Equal Housing Opportunity.

Cape May, New Jersey

Summary

For Sale Activity in the Last 12 Months

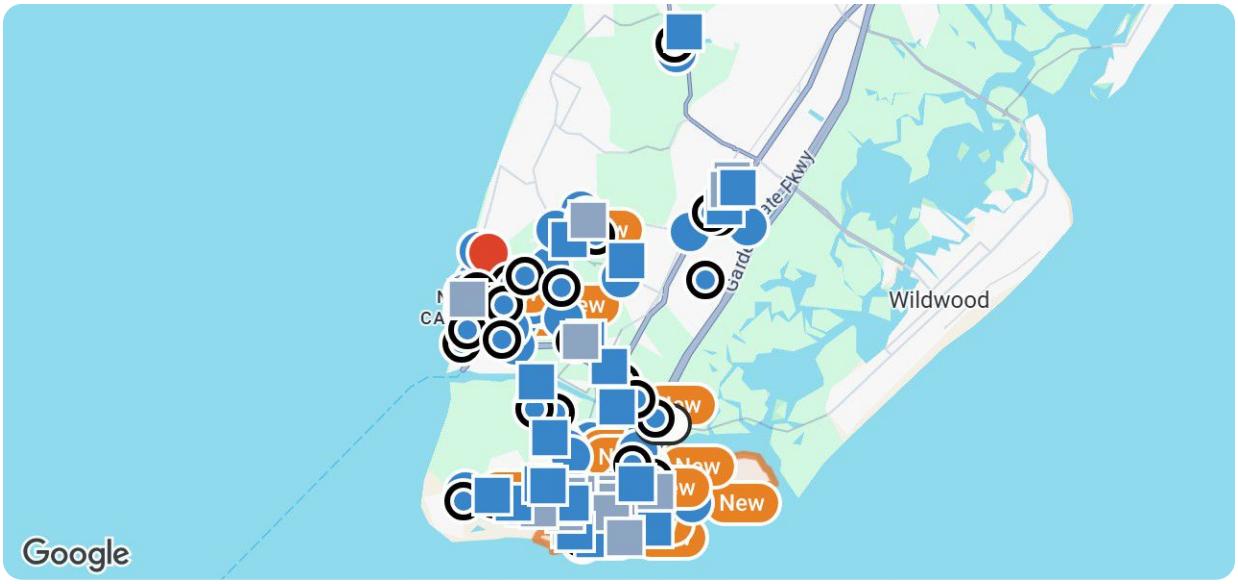

Legend

- For Sale
- For Sale Pending
- Distressed For Sale or Lease
- Recently Closed
- Closed, Hold, Withdrawn, Expired, or Canceled

	New	Pending	Closed
Number of Properties	50	29	50
Lowest Listing Price / Est.Value	$275,000	$379,900	$215,000
Median Listing Price / Est.Value	$912,000	$949,000	$1,000,000
Highest Listing Price / Est.Value	$4,095,000	$2,390,000	$4,500,000
Average Price / sqft	$731	$737	$669
Median Price / sqft	$687	$644	$654
Average Days in RPR	84	42	94
Median Days in RPR	61	20	65
Total Volume	$65,498,055	$31,092,198	$65,204,045
Source	Listings	Listings	Public Records & Listings

Copyright 2026 Realtors Property Resource® LLC. All Rights Reserved.
Information is not guaranteed. Equal Housing Opportunity.

Cape May, New Jersey

kw JERSEY SHORE
KELLERWILLIAMS. REALTY

Market Activity Breakdown

New

Source: Listings

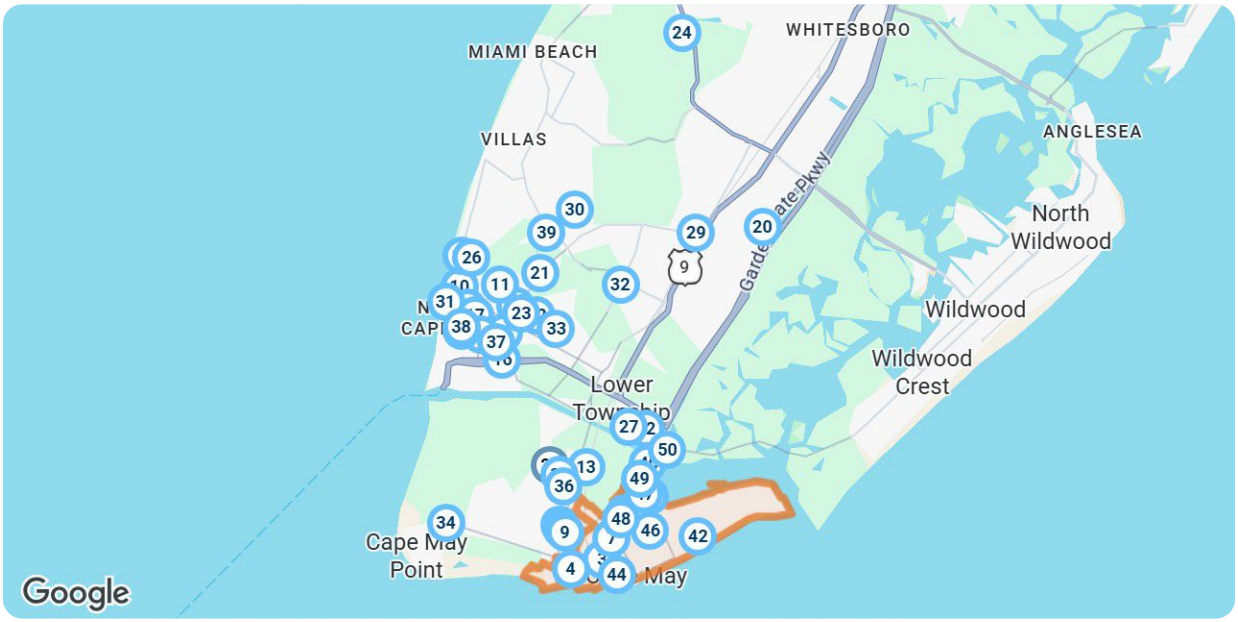

New: 50 properties	Property Type	Beds / Baths	Living Area (sq ft)	Lot Size	Year Built	List Date / Days in RPR	List Price / $ Per Sq Ft
1  **105 Orchard Dr** **Cape May, NJ 08204** MLS ID: 262521 Active / For Sale *Listing Courtesy of CENTURY 21 ALLIANCE WC*	Single Family	3/1	1,422	7,902 sqft	1970	9/4/2026 80 days	$490,000 $345/sq ft
2  **303 Clubhouse Dr** **Cape May, NJ 08204** MLS ID: 262839 Active / For Sale *Listing Courtesy of JERSEY CAPE REALTY*	Single Family	5/3	2,236	–	2026	10/3/2026 51 days	$1,599,000 $715/sq ft
3  **613 Jonathan Hoffman Rd** **Cape May, NJ 08204** MLS ID: 263298 Active / For Sale *Listing Courtesy of DESATNICK REAL ESTATE LLC - CAPE MAY*	Single Family	4/3	1,638	2.84 acres	1973	11/12/2026 11 days	$1,499,000 $915/sq ft
4  **458 W Perry St** **Cape May, NJ 08204** MLS ID: 263284 Active / For Sale *Listing Courtesy of LONG & FOSTER REAL ESTATE, INC CM*	Lot/Land	–/–	1,000	–	1965	11/17/2026 6 days	$1,850,000 $1,850/sq ft
5  **510 Portsmouth Rd** **Cape May, NJ 08204** MLS ID: 260017 Active / For Sale *Listing Courtesy of COASTLINE REALTY, LLC*	Single Family	3/1	1,648	10,498 sqft	1984	1/4/2026 323 days	$833,000 $505/sq ft

Copyright 2026 Realtors Property Resource® LLC. All Rights Reserved.
Information is not guaranteed. Equal Housing Opportunity.

Cape May, New Jersey

kw JERSEY SHORE
KELLERWILLIAMS. REALTY

New: 50 properties	Property Type	Beds / Baths	Living Area (sq ft)	Lot Size	Year Built	List Date / Days in RPR	List Price / $ Per Sq Ft
6  **25 Gurney St** **Cape May, NJ 08204** MLS ID: 263234 Active / For Sale *Listing Courtesy of DESATNICK REAL ESTATE LLC - CAPE MAY*	Single Family	5/5	2,419	4,678 sqft	1930	11/4/2026 19 days	$4,095,000 $1,693/sq ft
7  **1302 Washington Blvd** **Cape May, NJ 08204** MLS ID: 263278 Active / For Sale *Listing Courtesy of WEICHERT REALTORS CITY TO SHORE*	Single Family	4/2	1,640	7,566 sqft	1958	11/18/2026 5 days	$779,900 $476/sq ft
8  **110 Pinewood Rd** **Cape May, NJ 08204** MLS ID: 262244 Active / For Sale *Listing Courtesy of FARRELL REALTY*	Single Family	2/1	924	8,002 sqft	1958	8/11/2026 104 days	$625,000 $676/sq ft
9  **1352 Illinois Ave** **Cape May, NJ 08204** MLS ID: 263272 Active / For Sale *Listing Courtesy of HOMESTEAD REAL ESTATE CO. INC.*	Condo/Townhouse/Apt.	2/1	832	5,876 sqft	1972	11/17/2026 6 days	$925,000 $1,112/sq ft
10  **1011 Washington St** **Cape May, NJ 08204** MLS ID: 263250 Active / For Sale *Listing Courtesy of COLDWELL BANKER SOL NEEDLES REAL ESTATE*	Single Family	3/2	1,780	–	1852	11/13/2026 10 days	$1,699,000 $954/sq ft
11  **824 Stockton Ave** **Cape May, NJ 08204** MLS ID: 253231 Active / For Sale *Listing Courtesy of CENTURY 21 GILMARTIN & CO*	Single Family	6/6	3,114	3,598 sqft	1872	11/28/2025 360 days	$2,200,000 $706/sq ft
12  **431 Fourth Ave** **Cape May, NJ 08204** MLS ID: 262926 Active / For Sale *Listing Courtesy of DESATNICK REAL ESTATE LLC - CAPE MAY*	Single Family	4/3	1,906	6,451 sqft	1855	9/28/2026 56 days	$1,525,000 $800/sq ft
13  **238 Marshall Rd** **Cape May, NJ 08204** MLS ID: 263262 Active / For Sale *Listing Courtesy of D.R. HORTON*	Single Family	4/2	1,906	5,218 sqft	2026	11/16/2026 7 days	$579,990 $304/sq ft
14  **500 Adriatic Ave** **Cape May, NJ 08204** MLS ID: 262716 Active / For Sale *Listing Courtesy of CENTURY 21 GILMARTIN & CO*	Single Family	4/1	1,294	9,374 sqft	1962	9/21/2026 63 days	$819,900 $634/sq ft
15  **3311 Bayshore Rd** **Cape May, NJ 08204** MLS ID: 261938 Active / For Sale *Listing Courtesy of BERKSHIRE HATHAWAY HS FOX & ROACH OC109*	Condo/Townhouse/Apt.	2/1	924	–	1985	7/17/2026 129 days	$275,000 $298/sq ft

Copyright 2026 Realtors Property Resource® LLC. All Rights Reserved.
Information is not guaranteed. Equal Housing Opportunity.

Cape May, New Jersey

kw JERSEY SHORE KELLERWILLIAMS. REALTY

New: 50 properties	Property Type	Beds / Baths	Living Area (sq ft)	Lot Size	Year Built	List Date / Days in RPR	List Price / $ Per Sq Ft
16  **551 Elmira St** **Cape May, NJ 08204** MLS ID: 261766 Active / For Sale	Single Family	4/3	3,200	0.43 acres	2025	7/1/2026 145 days	$3,650,000 $1,141/sq ft
Listing Courtesy of DESATNICK REAL ESTATE LLC - CAPE MAY							
17  **207 Columbia Ave** **Cape May, NJ 08204** MLS ID: 262852 Active / For Sale	Single Family	4/3	2,182	7,501 sqft	2016	10/1/2026 53 days	$2,195,000 $1,006/sq ft
Listing Courtesy of COLDWELL BANKER SOL NEEDLES REAL ESTATE							
18  **116 Rosemans Ln** **Cape May, NJ 08204** MLS ID: 262979 Active / For Sale	Condo/Townhouse/Apt.	5/4	3,526	2,239 sqft	2009	10/15/2026 39 days	$2,895,000 $821/sq ft
Listing Courtesy of TIM KERR SOTHEBY'S INTERNATIONAL REALTY							
19  **200 Suzanne Ave** **Cape May, NJ 08204** MLS ID: 262777 Active / For Sale	Single Family	3/3	1,445	7,000 sqft	1975	9/29/2026 55 days	$875,000 $606/sq ft
Listing Courtesy of JERSEY CAPE REALTY							
20  **933 Washington St** **Cape May, NJ 08204** MLS ID: 261735 Active / For Sale	Single Family	9/5	4,488	–	1876	6/25/2026 151 days	$2,835,000 $632/sq ft
Listing Courtesy of JERSEY CAPE REALTY							
21  **111 Leaming Ave** **Cape May, NJ 08204** MLS ID: 260612 Active / For Sale	Single Family	6/3	2,145	7,401 sqft	1870	3/13/2026 255 days	$1,799,999 $839/sq ft
Listing Courtesy of COASTLINE REALTY, LLC							
22  **26 Adelphia Rd** **Cape May, NJ 08204** MLS ID: 263048 Active / For Sale	Single Family	4/3	2,400	5,998 sqft	2026	10/10/2026 44 days	$1,495,000 $623/sq ft
Listing Courtesy of CAPE RESORTS REALTY							
23  **104 Apple Blossom Dr** **Cape May, NJ 08204** MLS ID: 262935 Active / For Sale	Single Family	3/1	1,482	8,002 sqft	1973	10/6/2026 48 days	$435,000 $294/sq ft
Listing Courtesy of DESATNICK REAL ESTATE LLC - LOWER TOWNSHIP							
24  **3608 Bayshore Rd** **Cape May, NJ 08204** MLS ID: 262357 Active / For Sale	Single Family	2/1	1,000	0.29 acres	1959	8/24/2026 91 days	$449,990 $450/sq ft
Listing Courtesy of TESLA REALTY GROUP, LLC							
25  **232 Breakwater Rd** **Cape May, NJ 08204** MLS ID: 263120 Active / For Sale	Single Family	–/1	320	0.31 acres	1900	10/30/2026 24 days	$275,000 $859/sq ft
Listing Courtesy of LONG & FOSTER REAL ESTATE, INC CM							

Copyright 2026 Realtors Property Resource® LLC. All Rights Reserved.
Information is not guaranteed. Equal Housing Opportunity.

Cape May, New Jersey

kw JERSEY SHORE KELLERWILLIAMS. REALTY

New: 50 properties	Property Type	Beds / Baths	Living Area (sq ft)	Lot Size	Year Built	List Date / Days in RPR	List Price / $ Per Sq Ft
26  **821 Cape Ave** **Cape May, NJ 08204** MLS ID: 262548 Active / For Sale *Listing Courtesy of COLDWELL BANKER SOL NEEDLES REAL ESTATE*	Single Family	3/1	1,160	7,000 sqft	1963	9/9/2026 75 days	$759,000 $654/sq ft
27  **113 Elwood Rd** **Cape May, NJ 08204** MLS ID: 263142 Active / For Sale *Listing Courtesy of BLUE HOMES REAL ESTATE LLC*	Single Family	2/1	1,065	8,002 sqft	1951	10/29/2026 25 days	$589,000 $553/sq ft
28  **1203 Emerson Ave** **Cape May, NJ 08204** MLS ID: 262676 Active / For Sale *Listing Courtesy of HOMESTEAD REAL ESTATE CO. INC.*	Single Family	3/2	1,420	7,928 sqft	1962	9/20/2026 64 days	$899,000 $633/sq ft
29  **709 Hughes Ave** **Cape May, NJ 08204** MLS ID: 263241 Active / For Sale *Listing Courtesy of JERSEY CAPE REALTY*	Single Family	3/1	858	7,749 sqft	1963	11/13/2026 10 days	$599,000 $698/sq ft
30  **706 Indian Ave** **Cape May, NJ 08204** MLS ID: 263022 Active / For Sale *Listing Courtesy of BERKSHIRE HATHAWAY HS FOX & ROACH - HADDONFIELD*	Single Family	2/1	620	7,749 sqft	1959	10/17/2026 37 days	$599,000 $966/sq ft
31  **208 Old Mill Dr** **Cape May, NJ 08204** MLS ID: 262386 Active / For Sale *Listing Courtesy of CENTURY 21 ALLIANCE WC*	Single Family	4/2	1,618	–	1970	8/27/2026 88 days	$649,900 $402/sq ft
32  **373 Route 9** **Cape May, NJ 08204** MLS ID: 263129 Active / For Sale *Listing Courtesy of OVATION REALTY*	Single Family	2/1	1,179	0.34 acres	1963	9/20/2026 64 days	$349,777 $297/sq ft
33  **537 Seashore Rd** **Cape May, NJ 08204** MLS ID: 260229 Active / For Sale *Listing Courtesy of DESATNICK REAL ESTATE LLC - NORTH WILDWOOD*	Single Family	2/1	906	0.28 acres	1963	2/2/2026 294 days	$329,000 $363/sq ft
34  **100 Sheridan Dr** **Cape May, NJ 08204** MLS ID: 262005 Active / For Sale *Listing Courtesy of DESATNICK REAL ESTATE LLC - LOWER TOWNSHIP*	Single Family	3/2	1,008	–	1958	7/24/2026 122 days	$399,900 $397/sq ft
35  **3 Shore Dr** **Cape May, NJ 08204** MLS ID: 262664 Active / For Sale *Listing Courtesy of LONG & FOSTER REAL ESTATE, INC CM*	Single Family	5/4	3,593	0.27 acres	2002	9/18/2026 66 days	$2,999,900 $835/sq ft

Copyright 2026 Realtors Property Resource® LLC. All Rights Reserved.
Information is not guaranteed. Equal Housing Opportunity.

Cape May, New Jersey

kw JERSEY SHORE KELLERWILLIAMS. REALTY

New: 50 properties	Property Type	Beds / Baths	Living Area (sq ft)	Lot Size	Year Built	List Date / Days in RPR	List Price / $ Per Sq Ft
36  **713 Shunpike Rd** **Cape May, NJ 08204** MLS ID: 261593 Active / For Sale *Listing Courtesy of CENTURY 21 ALLIANCE WC*	Single Family	3/2	1,596	–	1951	5/20/2026 187 days	$530,000 $332/sq ft
37  **15 Summer Cir** **Cape May, NJ 08204** MLS ID: 262118 Active / For Sale *Listing Courtesy of HOMESTEAD REAL ESTATE CO. INC.*	Single Family	3/2	1,744	0.33 acres	1995	8/1/2026 114 days	$889,900 $510/sq ft
38  **23 Summer Cir** **Cape May, NJ 08204** MLS ID: 262844 Active / For Sale *Listing Courtesy of JERSEY CAPE REALTY*	Single Family	3/2	2,000	–	1999	10/3/2026 51 days	$949,000 $475/sq ft
39  **610 Sunset Blvd** **Cape May, NJ 08204** MLS ID: 263164 Active / For Sale *Listing Courtesy of KELLER WILLIAMS REALTY JERSEY SHORE OC*	Single Family	5/3	2,750	0.64 acres	2026	11/4/2026 19 days	$2,100,000 $764/sq ft
40  **15 Taylor Ln** **Cape May, NJ 08204** MLS ID: 262419 Active / For Sale *Listing Courtesy of KELLER WILLIAMS REALTY - CHERRY HILL*	Single Family	3/3	3,812	1.03 acres	1997	8/31/2026 84 days	$1,599,999 $420/sq ft
41  **1300 Whittier Ave** **Cape May, NJ 08204** MLS ID: 262751 Active / For Sale *Listing Courtesy of DESATNICK REAL ESTATE LLC - CAPE MAY*	Single Family	3/1	1,104	8,499 sqft	1956	9/24/2026 60 days	$829,000 $751/sq ft
42  **1101 Wissahickon Ave** **Cape May, NJ 08204** MLS ID: 262011 Active / For Sale *Listing Courtesy of JERSEY CAPE REALTY*	Single Family	2/2	1,300	0.4 acres	1940	7/25/2026 121 days	$1,849,000 $1,422/sq ft
43  **217 Beach Ave, #315** **Cape May, NJ 08204** MLS ID: 612494 Active / For Sale *Listing Courtesy of KELLER WILLIAMS REALTY ATLANTIC SHORE-BRIGANTINE*	Condo/Townhouse/Apt.	2/1	1,126	–	1986	10/2/2026 52 days	$899,000 $798/sq ft
44  **626 Hughes St** **Cape May, NJ 08204** MLS ID: 263133 Active / For Sale *Listing Courtesy of COMPASS RE - AVALON DUNE*	Multifamily/Multiplex	5/3	3,141	3,681 sqft	1879	10/31/2026 23 days	$2,950,000 $939/sq ft
45  **916 Lafayette St** **Cape May, NJ 08204** MLS ID: 262789 Active / For Sale *Listing Courtesy of COASTLINE REALTY, LLC*	Single Family	3/1	1,296	–	1915	9/30/2026 54 days	$760,000 $586/sq ft

Copyright 2026 Realtors Property Resource® LLC. All Rights Reserved.
Information is not guaranteed. Equal Housing Opportunity.

Cape May, New Jersey

New: 50 properties	Property Type	Beds / Baths	Living Area (sq ft)	Lot Size	Year Built	List Date / Days in RPR	List Price / $ Per Sq Ft
46  **1218 Lafayette St** **Cape May, NJ 08204** MLS ID: 262735 Active / For Sale *Listing Courtesy of JERSEY CAPE REALTY*	Single Family	4/3	2,678	8,398 sqft	1940	9/22/2026 62 days	$1,789,000 $668/sq ft
47  **1702 Maryland Ave** **Cape May, NJ 08204** MLS ID: 262459 Active / For Sale *Listing Courtesy of JERSEY CAPE REALTY*	Condo/Townhouse/Apt.	4/2	2,116	–	1980	9/2/2026 82 days	$1,750,000 $827/sq ft
48  **1215 Massachusetts Ave** **Cape May, NJ 08204** MLS ID: 261384 Active / For Sale *Listing Courtesy of DESATNICK REAL ESTATE LLC - CAPE MAY*	Single Family	4/1	1,670	–	1960	5/21/2026 186 days	$1,595,000 $955/sq ft
49  **1333 Missouri Ave** **Cape May, NJ 08204** MLS ID: 263065 Active / For Sale *Listing Courtesy of COASTLINE REALTY, LLC*	Condo/Townhouse/Apt.	2/1	1,120	5,249 sqft	1985	10/24/2026 30 days	$1,195,000 $1,067/sq ft
50  **1261 Virginia Ave** **Cape May, NJ 08204** MLS ID: 610899 Active / For Sale *Listing Courtesy of CABRERA COASTAL REAL ESTATE*	Single Family	3/1	976	–	1975	8/1/2026 114 days	$939,900 $963/sq ft

Pending

Source: Listings

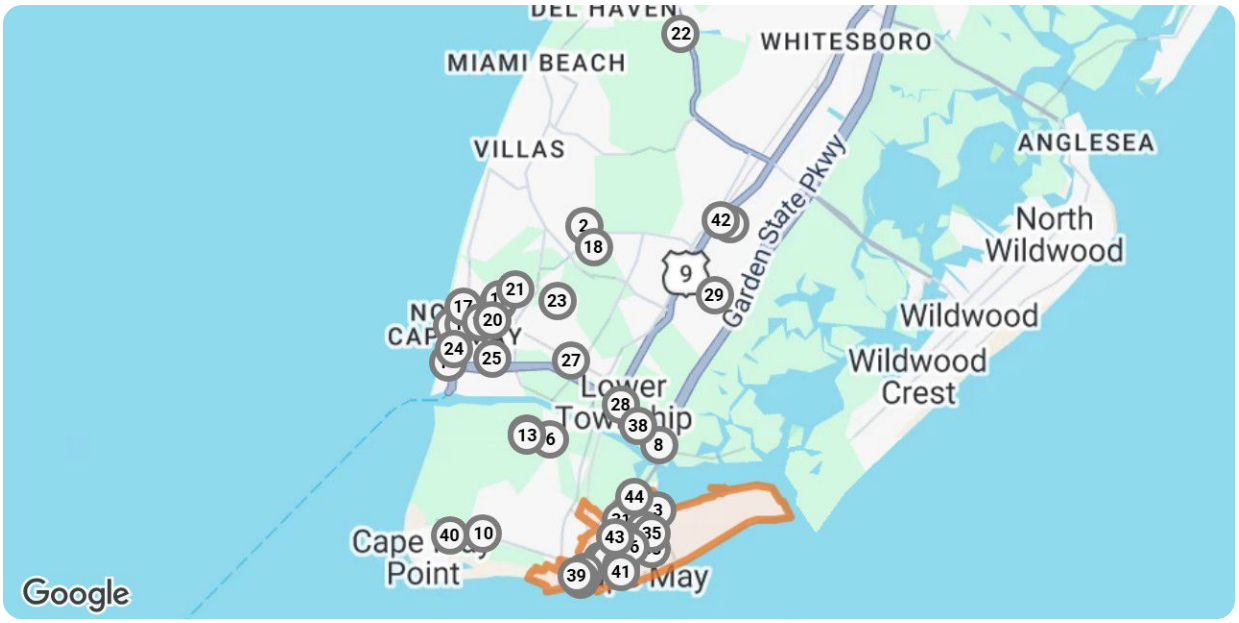

Legend

Pending

Copyright 2026 Realtors Property Resource® LLC. All Rights Reserved.
Information is not guaranteed. Equal Housing Opportunity.

Cape May, New Jersey

kw JERSEY SHORE KELLERWILLIAMS. REALTY

	Pending: 29 properties	Property Type	Beds / Baths	Living Area (sq ft)	Lot Size / Year Built	List Date	List Price / $ Per Sq Ft	Pending Date / Days in RPR
1	 **308 Atlantic Ave** **Cape May, NJ 08204** MLS ID: 253435 Pending / For Sale *Listing Courtesy of DESATNICK REAL ESTATE LLC - CAPE MAY*	Lot/Land	–/–	685	1,533 sqft 1910	11/26/2025	$450,000 $657/sq ft	4/29/2026 154 days
2	 **140 Leaming Ave** **Cape May, NJ 08204** MLS ID: 262523 Pending / For Sale *Listing Courtesy of JERSEY CAPE REALTY*	Single Family	3/2	3,039	7,601 sqft 2016	9/6/2026	$1,749,000 $576/sq ft	10/15/2026 39 days
3	 **506 Adriatic Ave** **Cape May, NJ 08204** MLS ID: 263053 Pending / For Sale *Listing Courtesy of JERSEY CAPE REALTY*	Single Family	5/3	1,076	7,749 sqft 2026	10/23/2026	$1,589,000 $1,477/sq ft	10/27/2026 4 days
4	 **600 Atlantic Ave** **Cape May, NJ 08204** MLS ID: 263092 Pending / For Sale *Listing Courtesy of COASTLINE REALTY, LLC*	Single Family	2/1	620	7,501 sqft 1952	10/26/2026	$899,999 $1,452/sq ft	11/1/2026 6 days
5	 **2 Boothbay Dr** **Cape May, NJ 08204** MLS ID: 261552 Pending / For Sale *Listing Courtesy of WEICHERT REALTORS - TURNERSVILLE*	Single Family	3/1	1,676	– 1984	6/7/2026	$749,900 $447/sq ft	9/21/2026 106 days
6	 **716 Gorham Ave** **Cape May, NJ 08204** MLS ID: 261615 Pending / For Sale *Listing Courtesy of REAL*	Single Family	2/1	990	7,749 sqft 1962	6/14/2026	$579,900 $586/sq ft	10/21/2026 129 days
7	 **114 Haverford Ave** **Cape May, NJ 08204** MLS ID: 263010 Pending / For Sale *Listing Courtesy of DESATNICK REAL ESTATE LLC - NORTH WILDWOOD*	Single Family	3/1	1,200	6,839 sqft 1965	10/19/2026	$775,000 $646/sq ft	11/14/2026 26 days
8	 **403 Indian Ave** **Cape May, NJ 08204** MLS ID: 263202 Pending / For Sale *Listing Courtesy of EXP REALTY*	Single Family	2/1	640	7,501 sqft 1952	11/5/2026	$430,000 $672/sq ft	11/5/2026 – days
9	 **338 Linda Anne Ave** **Cape May, NJ 08204** MLS ID: 263054 Pending / For Sale *Listing Courtesy of KELLER WILLIAMS REALTY - MOORESTOWN*	Single Family	3/1	1,232	– 1977	10/21/2026	$379,900 $308/sq ft	11/2/2026 12 days
10	 **9 Linda Ln** **Cape May, NJ 08204** MLS ID: 261758 Pending / For Sale *Listing Courtesy of LONG & FOSTER REAL ESTATE, INC NWW*	Single Family	3/3	2,593	– 1970	6/30/2026	$499,900 $193/sq ft	8/17/2026 48 days

Copyright 2026 Realtors Property Resource® LLC. All Rights Reserved.
Information is not guaranteed. Equal Housing Opportunity.

Cape May, New Jersey

kw JERSEY SHORE KELLERWILLIAMS. REALTY

	Pending: 29 properties	Property Type	Beds / Baths	Living Area (sq ft)	Lot Size / Year Built	List Date	List Price / $ Per Sq Ft	Pending Date / Days in RPR
11	 **880 Myrna Rd** **Cape May, NJ 08204** MLS ID: 263094 Pending / For Sale *Listing Courtesy of EXP REALTY*	Single Family	3/1	1,861	0.28 acres 1972	10/24/2026	$399,900 $215/sq ft	11/3/2026 10 days
12	 **14 Pinewood Rd** **Cape May, NJ 08204** MLS ID: 261186 Pending / For Sale *Listing Courtesy of DESATNICK REAL ESTATE LLC - STONE HARBOR*	Single Family	5/3	2,658	8,002 sqft 2006	4/15/2026	$1,095,000 $412/sq ft	10/19/2026 187 days
13	 **707 San Fernando Rd** **Cape May, NJ 08204** MLS ID: 262174 Pending / For Sale *Listing Courtesy of DESATNICK REAL ESTATE LLC - CAPE MAY*	Single Family	4/3	2,167	8,969 sqft 1972	8/6/2026	$1,180,000 $545/sq ft	8/26/2026 20 days
14	 **26 Taylor Ln** **Cape May, NJ 08204** MLS ID: 262675 Pending / For Sale *Listing Courtesy of DESATNICK REAL ESTATE LLC - CAPE MAY*	Single Family	5/4	4,130	– 1996	9/14/2026	$2,390,000 $579/sq ft	10/5/2026 21 days
15	 **105 Williams St** **Cape May, NJ 08204** MLS ID: 262651 Pending / For Sale *Listing Courtesy of CENTURY 21 ALLIANCE - NCM*	Single Family	4/2	1,598	9,374 sqft 1973	9/17/2026	$547,500 $343/sq ft	9/27/2026 10 days
16	 **1231 Illinois Ave** **Cape May, NJ 08204** MLS ID: 263015 Pending / For Sale *Listing Courtesy of JERSEY CAPE REALTY*	Condo/Townhouse/Apt.	2/1	1,000	5,001 sqft 1975	10/20/2026	$975,000 $975/sq ft	10/24/2026 4 days
17	 **914 Lafayette St** **Cape May, NJ 08204** MLS ID: 262788 Pending / For Sale *Listing Courtesy of COASTLINE REALTY, LLC*	Single Family	3/2	1,184	4,783 sqft 1915	9/30/2026	$760,000 $642/sq ft	11/5/2026 36 days
18	 **1261 Virginia Ave** **Cape May, NJ 08204** MLS ID: 610866 Pending / For Sale *Listing Courtesy of CABRERA COASTAL REAL ESTATE*	Single Family	3/1	976	– 1975	8/1/2026	$939,900 $963/sq ft	8/21/2026 20 days
19	 **1135 Washington St** **Cape May, NJ 08204** MLS ID: 262969 Pending / For Sale *Listing Courtesy of COASTLINE REALTY, LLC*	Single Family	3/2	1,741	3,977 sqft 1931	10/13/2026	$1,800,000 $1,034/sq ft	10/23/2026 10 days
20	 **144 Rosemans Ln** **Cape May, NJ 08204** MLS ID: 253515 Pending / For Sale *Listing Courtesy of LONG & FOSTER REAL ESTATE, INC CM*	Lot/Land	–/–	–	3,001 sqft –	12/11/2025	$1,737,000 –/sq ft	12/16/2025 5 days

Copyright 2026 Realtors Property Resource® LLC. All Rights Reserved.
Information is not guaranteed. Equal Housing Opportunity.

Cape May, New Jersey

kw JERSEY SHORE
KELLERWILLIAMS. REALTY

	Pending: 29 properties	Property Type	Beds / Baths	Living Area (sq ft)	Lot Size / Year Built	List Date	List Price / $ Per Sq Ft	Pending Date / Days in RPR
21	 **933 Columbia Ave** **Cape May, NJ 08204** MLS ID: 263090 Pending / For Sale *Listing Courtesy of JERSEY CAPE REALTY*	Condo/Townhouse/Apt.	3/2	–	– 1990	10/27/2026	$1,099,000 –/sq ft	11/2/2026 6 days
22	 **678 Washington St** **Cape May, NJ 08204** MLS ID: 262753 Pending / For Sale *Listing Courtesy of COLDWELL BANKER SOL NEEDLES REAL ESTATE*	Condo/Townhouse/Apt.	2/1	1,093	– 1880	9/27/2026	$799,000 $731/sq ft	10/20/2026 23 days
23	 **420 George St** **Cape May, NJ 08204** MLS ID: 262965 Pending / For Sale *Listing Courtesy of KELLER WILLIAMS REALTY JERSEY SHORE - AV*	Single Family	5/3	2,500	0.3 acres 2026	10/13/2026	$949,000 $380/sq ft	10/15/2026 2 days
24	NEW CONSTRUCTION **511 Portsmouth Rd** **Cape May, NJ 08204** MLS ID: 262551 Pending / For Sale *Listing Courtesy of BLUE HOMES REAL ESTATE LLC*	Single Family	4/3	–	– 2026	9/8/2026	$1,249,900 –/sq ft	10/5/2026 27 days
25	 **902 Ocean Dr** **Cape May, NJ 08204** MLS ID: 261996 Pending / For Sale *Listing Courtesy of DESATNICK REAL ESTATE LLC - CAPE MAY*	Condo/Townhouse/Apt.	3/2	–	– 2009	7/15/2026	$1,489,500 –/sq ft	10/6/2026 83 days
26	 **819 Beach Ave** **Cape May, NJ 08204** MLS ID: 262722 Pending / For Sale *Listing Courtesy of COLDWELL BANKER SOL NEEDLES REAL ESTATE*	Condo/Townhouse/Apt.	1/1	500	– 1870	9/23/2026	$629,000 $1,258/sq ft	9/23/2026 – days
27	 **10 Congress St** **Cape May, NJ 08204** MLS ID: 262631 Pending / For Sale *Listing Courtesy of COLDWELL BANKER REALTY - HADDONFIELD*	Condo/Townhouse/Apt.	2/2	1,066	– 1982	9/3/2026	$1,900,000 $1,782/sq ft	9/19/2026 16 days
28	NEW CONSTRUCTION **507 Portsmouth Rd** **Cape May, NJ 08204** MLS ID: 262550 Pending / For Sale *Listing Courtesy of BLUE HOMES REAL ESTATE LLC*	Single Family	4/3	–	– 2026	9/8/2026	$1,049,900 –/sq ft	9/12/2026 4 days
29	 **132 E North St** **Cape May, NJ 08204** MLS ID: 252767 Pending / For Sale *Listing Courtesy of ATLANTIS REALTY*	Single Family	4/4	2,480	– 2025	9/14/2025	$1,999,999 $806/sq ft	1/30/2026 138 days

Copyright 2026 Realtors Property Resource® LLC. All Rights Reserved.
Information is not guaranteed. Equal Housing Opportunity.

Cape May, New Jersey

Closed

Source: Public Records and Listings

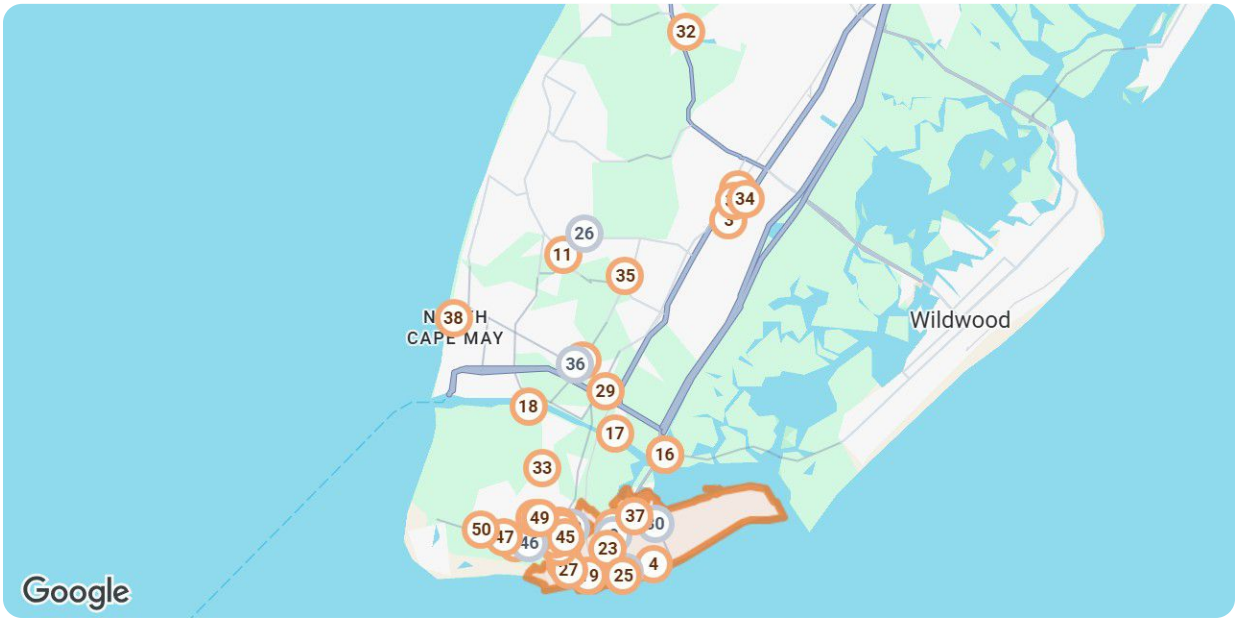

Legend

- Closed
- Off Market, Hold, Withdrawn, Expired, or Canceled

	Closed: 50 properties	Property Type	Beds / Baths	Living Area (sq ft)	Lot Size / Year Built	Closed Date / Days in RPR	Closed Price / $ Per Sq Ft	List to Sold Price %
1	 **209 Park Blvd** **Cape May, NJ 08204** MLS ID: 261370 Closed / For Sale *Courtesy of JERSEY CAPE REALTY*	Condo/Townhouse/Apt.	3/2	1,161	– 2012	8/12/2026 19 days	$1,605,000 $1,382/sq ft	↓ 4.41%
2	 **737 Sunset Blvd** **Cape May, NJ 08204** MLS ID: 262494 Closed / For Sale *Courtesy of JERSEY CAPE REALTY*	Single Family	4/3	2,568	9,784 sqft 2000	11/20/2026 77 days	$2,150,000 $837/sq ft	–
3	 **1520 New Jersey Ave** **Cape May, NJ 08204** MLS ID: 253340 Closed / For Sale *Courtesy of COASTLINE REALTY, LLC*	Condo/Townhouse/Apt.	1/1	532	– 1970	3/20/2026 72 days	$532,000 $1,000/sq ft	↓ 1.3%
4	 **979 Lenape Dr** **Cape May, NJ 08204** MLS ID: 262427 Closed / For Sale *Courtesy of DESATNICK REAL ESTATE LLC - NORTH WILDWOOD*	Single Family	3/2	1,904	– 1986	11/20/2026 142 days	$425,000 $223/sq ft	↓ 5.35%
5	 **902 Ocean Dr** **Cape May, NJ 08204** MLS ID: 262820 Closed / For Sale *Courtesy of TIM KERR SOTHEBY'S INTERNATIONAL REALTY*	Condo/Townhouse/Apt.	3/2	–	– 2020	11/16/2026 45 days	$999,999 –/sq ft	↓ 12.66%

Copyright 2026 Realtors Property Resource® LLC. All Rights Reserved.
Information is not guaranteed. Equal Housing Opportunity.

Cape May, New Jersey

kw JERSEY SHORE
KELLERWILLIAMS. REALTY

Closed: 50 properties	Property Type	Beds / Baths	Living Area (sq ft)	Lot Size / Year Built	Closed Date / Days in RPR	Closed Price / $ Per Sq Ft	List to Sold Price %
6  **3311 Bayshore Rd** **Cape May, NJ 08204** MLS ID: 260619 Closed / For Sale *Courtesy of FARRELL REALTY*	Condo/Townhouse/Apt.	2/1	924	– 1985	6/26/2026 26 days	$280,000 $303/sq ft	↓ 3.11%
7  **721 Atlantic Ave** **Cape May, NJ 08204** MLS ID: 261456 Closed / For Sale *Courtesy of HOMESTEAD REAL ESTATE CO. INC.*	Single Family	3/2	1,250	– 1964	10/20/2026 83 days	$1,100,000 $880/sq ft	–
8  **519 Franklin St** **Cape May, NJ 08204** MLS ID: 260688 Closed / For Sale *Courtesy of JERSEY CAPE REALTY*	Single Family	7/5	2,418	– 1870	10/20/2026 119 days	$3,495,000 $1,445/sq ft	↓ 0.11%
9  **1143 Lafayette St** **Cape May, NJ 08204** MLS ID: 262347 Closed / For Sale *Courtesy of RE/MAX SURFSIDE*	Single Family	3/2	1,788	– 1965	10/15/2026 12 days	$1,671,545 $935/sq ft	↓ 1.5%
10  **1321 Vermont Ave, Apt C** **Cape May, NJ 08204** Closed / Public Record	Single Family	–/–	841	3,010 sqft 1985	3/11/2026 – days	$710,000 $917/sq ft	–
11  **140 Fishing Creek Rd, #A** **Cape May, NJ 08204** Off Market / Public Record	Lot/Land	–/–	–	2.82 acres –	2/4/2026 – days	$474,910 –/sq ft	–
12  **140 Fishing Creek Rd** **Cape May, NJ 08204** Off Market / Public Record	Lot/Land	–/–	–	2.82 acres –	1/21/2026 – days	$472,355 –/sq ft	–
13  **156 Fishing Creek Rd** **Cape May, NJ 08204** MLS ID: 261090 Closed / For Sale *Courtesy of SEASHORE REALTY*	Lot/Land	–/–	1,510	0.45 acres 1842	5/15/2026 1 day	$215,000 $142/sq ft	↓ 13.97%
14  **324 Fourth Ave** **Cape May, NJ 08204** MLS ID: 251979 Closed / For Sale *Courtesy of DESATNICK REAL ESTATE LLC - CAPE MAY*	Single Family	5/3	2,500	7,501 sqft 2025	3/4/2026 27 days	$2,125,000 $850/sq ft	–
15  **1045 Lafayette St, #3** **Cape May, NJ 08204** Closed / Public Record	Condo/Townhouse/Apt.	–/–	1,140	– 1860	3/11/2026 – days	$830,000 $701/sq ft	–

Copyright 2026 Realtors Property Resource® LLC. All Rights Reserved.
Information is not guaranteed. Equal Housing Opportunity.

Cape May, New Jersey

kw JERSEY SHORE KELLERWILLIAMS. REALTY

Closed: 50 properties	Property Type	Beds / Baths	Living Area (sq ft)	Lot Size / Year Built	Closed Date / Days in RPR	Closed Price / $ Per Sq Ft	List to Sold Price %
16  **913 Main St** **Cape May, NJ 08204** MLS ID: 260824 Closed / For Sale *Courtesy of DESATNICK REAL ESTATE LLC - LOWER TOWNSHIP*	Single Family	2/1	1,054	– 1986	6/4/2026 7 days	$445,000 $422/sq ft	↓ 1.09%
17  **503 Trenton Ave** **Cape May, NJ 08204** Off Market / Public Record	Condo/Townhouse/Apt.	–/–	2,592	– 2025	1/2/2026 – days	$624,990 $384/sq ft	–
18  **411 Broadway** **Cape May, NJ 08204** Off Market / Public Record	Condo/Townhouse/Apt.	–/–	1,880	4,530 sqft 1910	2/18/2026 – days	$1,595,000 $659/sq ft	–
19  **414 Broadway** **Cape May, NJ 08204** MLS ID: 243412 Closed / For Sale *Courtesy of EXP REALTY*	Condo/Townhouse/Apt.	4/2	1,286	– 1880	1/12/2026 359 days	$1,100,000 $1,045/sq ft	↑ 0.09%
20  **416 Broadway** **Cape May, NJ 08204** MLS ID: 243413 Closed / For Sale *Courtesy of EXP REALTY*	Condo/Townhouse/Apt.	4/2	1,286	– 1880	1/12/2026 369 days	$1,000,000 $829/sq ft	↓ 9.01%
21  **847 Broadway, Unit 5** **Cape May, NJ 08204** Closed / Public Record	Condo/Townhouse/Apt.	–/–	2,124	– 2016	9/11/2026 – days	$1,500,000 $656/sq ft	–
22  **106 Burgins Ln** **Cape May, NJ 08204** MLS ID: 260329 Closed / For Sale *Courtesy of JERSEY CAPE REALTY*	Single Family	4/4	2,784	– 2019	5/28/2026 65 days	$2,200,000 $790/sq ft	↓ 2.22%
23  **902 Ocean Dr, #1407** **Cape May, NJ 08204** Closed / Public Record	Condo/Townhouse/Apt.	–/–	1,165	1,163 sqft 2021	7/9/2026 – days	$740,000 $654/sq ft	–
24  **1105 Pittsburg Ave** **Cape May, NJ 08204** MLS ID: 260437 Closed / For Sale *Courtesy of DESATNICK REAL ESTATE LLC - CAPE MAY*	Single Family	5/4	3,118	– 2023	10/9/2026 204 days	$2,900,000 $930/sq ft	↓ 6.45%
25  **827 Washington St, Apt 101** **Cape May, NJ 08204** Closed / Public Record	Condo/Townhouse/Apt.	–/–	1,523	– 2020	4/10/2026 – days	$1,495,000 $845/sq ft	–
26  **1015 Washington St** **Cape May, NJ 08204** MLS ID: 251443 Closed / For Sale *Courtesy of CENTURY 21 GILMARTIN & CO*	Multifamily/Multiplex	4/4	11,051	– 1852	12/19/2025 179 days	$1,650,000 $155/sq ft	↓ 10.81%

Copyright 2026 Realtors Property Resource® LLC. All Rights Reserved.
Information is not guaranteed. Equal Housing Opportunity.

Cape May, New Jersey

kw JERSEY SHORE
KELLERWILLIAMS. REALTY

Closed: 50 properties	Property Type	Beds / Baths	Living Area (sq ft)	Lot Size / Year Built	Closed Date / Days in RPR	Closed Price / $ Per Sq Ft	List to Sold Price %
27  **16 Admirals Ct** **Cape May, NJ 08204** Closed / Public Record	Single Family	–/–	2,691	9,196 sqft 2003	10/13/2026 – days	$1,500,000 $458/sq ft	–
28  **154 Fishing Creek Rd, #A** **Cape May, NJ 08204** MLS ID: 261091 Closed / For Sale *Courtesy of SEASHORE REALTY*	Condo/Townhouse/Apt.	3/2	1,396	– 2011	6/22/2026 17 days	$386,500 $277/sq ft	↓ 3.35%
29  **154 Fishing Creek Rd, #B** **Cape May, NJ 08204** Closed / Public Record	Condo/Townhouse/Apt.	–/–	1,396	– 2011	6/15/2026 – days	$395,000 $302/sq ft	–
30  **902 Ocean Dr, #106** **Cape May, NJ 08204** Closed / Public Record	Condo/Townhouse/Apt.	–/–	1,980	1,982 sqft 2009	3/25/2026 – days	$1,247,750 $852/sq ft	–
31  **902 Ocean Dr, #703** **Cape May, NJ 08204** Closed / Public Record	Condo/Townhouse/Apt.	–/–	1,160	1,159 sqft 2004	8/25/2026 – days	$759,000 $607/sq ft	–
32  **902 Ocean Dr, #801** **Cape May, NJ 08204** Closed / Public Record	Condo/Townhouse/Apt.	–/–	1,165	1,163 sqft 1994	3/18/2026 – days	$729,000 $651/sq ft	–
33  **902 Ocean Dr, #808** **Cape May, NJ 08204** Off Market / Public Record	Condo/Townhouse/Apt.	–/–	1,775	1,773 sqft 1994	2/5/2026 – days	$999,999 $563/sq ft	–
34  **902 Ocean Dr, #809** **Cape May, NJ 08204** Closed / Public Record	Condo/Townhouse/Apt.	–/–	1,165	1,163 sqft 1994	3/6/2026 – days	$729,000 $670/sq ft	–
35  **902 Ocean Dr, #906** **Cape May, NJ 08204** Off Market / Public Record	Condo/Townhouse/Apt.	–/–	1,775	1,773 sqft 1996	1/21/2026 – days	$1,347,500 $774/sq ft	–
36  **902 Ocean Dr, #1003** **Cape May, NJ 08204** Closed / Public Record	Condo/Townhouse/Apt.	–/–	1,160	1,159 sqft 1998	8/20/2026 – days	$679,000 $657/sq ft	–
37  **902 Ocean Dr, #1504** **Cape May, NJ 08204** Closed / Public Record	Condo/Townhouse/Apt.	–/–	1,775	1,773 sqft 2005	3/3/2026 – days	$940,000 $583/sq ft	–
38  **902 Ocean Dr, #1604** **Cape May, NJ 08204** Closed / Public Record	Condo/Townhouse/Apt.	–/–	1,775	1,773 sqft 2005	3/27/2026 – days	$905,000 $586/sq ft	–

Copyright 2026 Realtors Property Resource® LLC. All Rights Reserved.
Information is not guaranteed. Equal Housing Opportunity.

Cape May, New Jersey

kw JERSEY SHORE
KELLERWILLIAMS. REALTY

Closed: 50 properties	Property Type	Beds / Baths	Living Area (sq ft)	Lot Size / Year Built	Closed Date / Days in RPR	Closed Price / $ Per Sq Ft	List to Sold Price %
39  **410 Portsmouth Rd** **Cape May, NJ 08204** MLS ID: 261546 Closed / For Sale *Courtesy of KELLER WILLIAMS REALTY JERSEY SHORE - AV*	Single Family	3/2	1,902	– 1991	8/17/2026 34 days	$1,325,000 $697/sq ft	↓ 5.02%
40  **232 Saint Johns Ave** **Cape May, NJ 08204** Closed / Public Record	Single Family	–/–	1,818	– 2022	9/23/2026 – days	$400,000 $279/sq ft	–
41  **3937 Bayshore Rd** **Cape May, NJ 08204** MLS ID: 260870 Closed / For Sale *Courtesy of COLDWELL BANKER SOL NEEDLES REAL ESTATE*	Single Family	5/4	4,584	– 2023	6/10/2026 15 days	$2,999,900 $654/sq ft	↓ 4.77%
42  **24 Jackson St** **Cape May, NJ 08204** Closed / Public Record	Single Family	–/–	4,293	– 1805	7/9/2026 – days	$4,500,000 $980/sq ft	–
43  **735 Maple Ave** **Cape May, NJ 08204** Off Market / Public Record	Single Family	–/–	2,480	6,800 sqft 2017	12/4/2025 – days	$1,625,000 $711/sq ft	–
44  **202 Ocean St** **Cape May, NJ 08204** MLS ID: 253035 Closed / For Sale *Courtesy of TIM KERR SOTHEBY'S INTERNATIONAL REALTY*	Single Family	11/11	3,565	– 1890	5/21/2026 178 days	$3,750,000 $1,052/sq ft	↓ 6.13%
45  **202 Perry St** **Cape May, NJ 08204** Closed / Public Record	Multifamily/Multiplex	–/–	4,932	– 1875	10/1/2026 – days	$3,050,000 $600/sq ft	–
46  **818 Shunpike Rd** **Cape May, NJ 08204** MLS ID: 261238 Closed / For Sale *Courtesy of SEASHORE REALTY*	Single Family	4/3	2,766	– 2021	5/28/2026 30 days	$875,000 $316/sq ft	–
47  **1028 Shunpike Rd** **Cape May, NJ 08204** MLS ID: 261794 Closed / For Sale *Courtesy of DESATNICK REAL ESTATE LLC - STONE HARBOR*	Single Family	3/2	2,100	4.02 acres 2014	10/30/2026 79 days	$1,498,711 $714/sq ft	–
48  **826 Washington St** **Cape May, NJ 08204** Closed / Public Record	Multifamily/Multiplex	–/–	2,880	– 1880	3/24/2026 – days	$375,000 $709/sq ft	–
49  **310 Willow Dr** **Cape May, NJ 08204** Off Market / Public Record	Single Family	–/–	1,872	8,751 sqft 1973	1/20/2026 – days	$157,500 $264/sq ft	–

Copyright 2026 Realtors Property Resource® LLC. All Rights Reserved.
Information is not guaranteed. Equal Housing Opportunity.

Cape May, New Jersey

Closed: 50 properties	Property Type	Beds / Baths	Living Area (sq ft)	Lot Size / Year Built	Closed Date / Days in RPR	Closed Price / $ Per Sq Ft	List to Sold Price %
50  **927 Beach Ave, #1** **Cape May, NJ 08204** Closed / Public Record	Condo/Townhouse/Apt.	–/–	976	8,908 sqft 1873	3/11/2026 – days	$1,500,000 $1,523/sq ft	–

About RPR

- RPR® is the nation's largest property database, exclusively for REALTORS®. It empowers REALTORS® to help buyers and sellers make informed decisions, backed by a real estate database covering more than 160 million residential and commercial properties in the United States.
- RPR is a wholly owned subsidiary of the National Association of REALTORS® and a member benefit to REALTORS®.
- RPR's data sources range from MLSs and county-level tax and assessment offices, to the U.S. Census and FEMA, to specialty data set providers such as Esri (consumer data), Niche (school information) and Precisely (geographic boundaries).

Learn More

For more information about RPR, please visit RPR's public website: **https://blog.narrpr.com**

Copyright 2026 Realtors Property Resource® LLC. All Rights Reserved.
Information is not guaranteed. Equal Housing Opportunity.