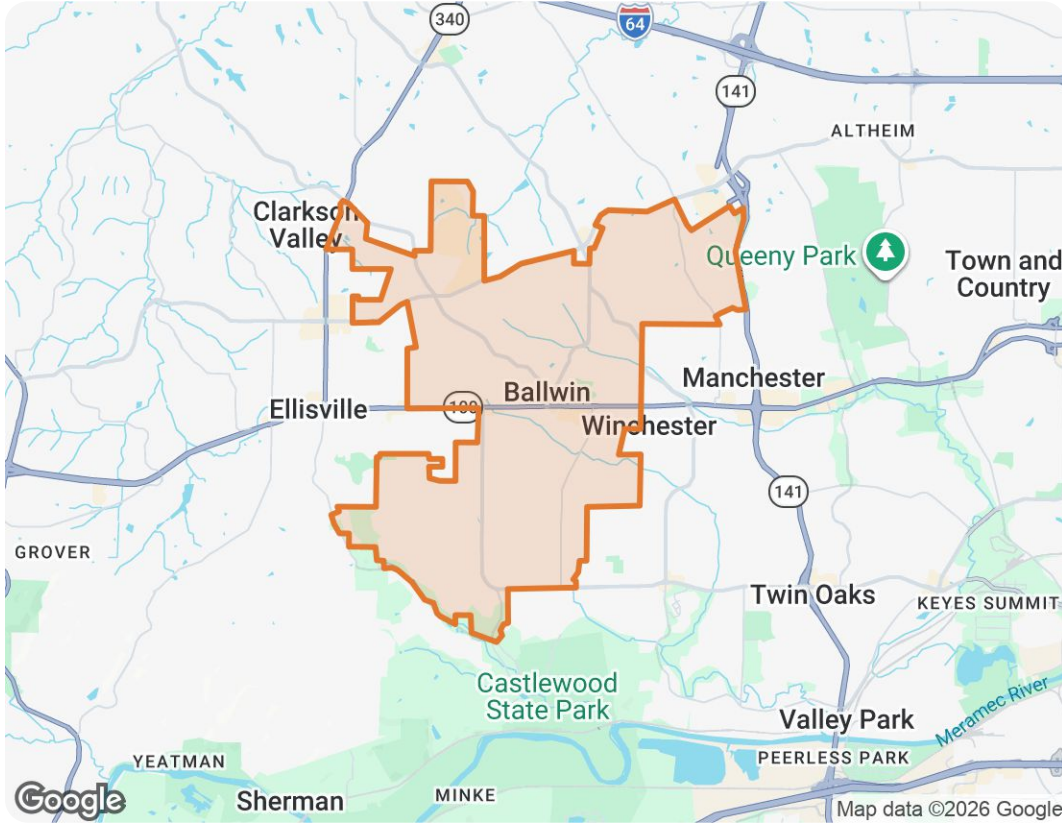


Ballwin, Missouri



Laura Weber

Realtor

Missouri Real Estate License #2023037968

📞 Mobile (402) 650-5213

✉ L.weber@kw.com

🌐 <https://www.environmentalsolutions.com/realtorservices>



Keller Williams St. Louis

St. Louis, MO 63131



Market Trends

Market Trends for Ballwin, Missouri

Single Family + Condo/Townhouse/Apt.

April 2026

Market Type

Seller's Market

Balanced Market

Buyer's Market

Key Details

Months of Inventory	Sold to List Price %	Median Days in RPR	Median Sold Price
1.24	102.7%	17	\$370,000
↓ 13.89% MoM	↑ 0.85% MoM	↓ 34.62% MoM	↑ 4.23% MoM

April 2026 Median Estimated Property Value

Single Family + Condo/Townhouse/Apt.

This graphic displays property estimates for a market area and a subject property, where one has been selected. Estimated property values are generated by a valuation model and are not formal appraisals.

Source: Public records, and MLS sources where licensed

Update Frequency: Monthly

Median Estimated Value

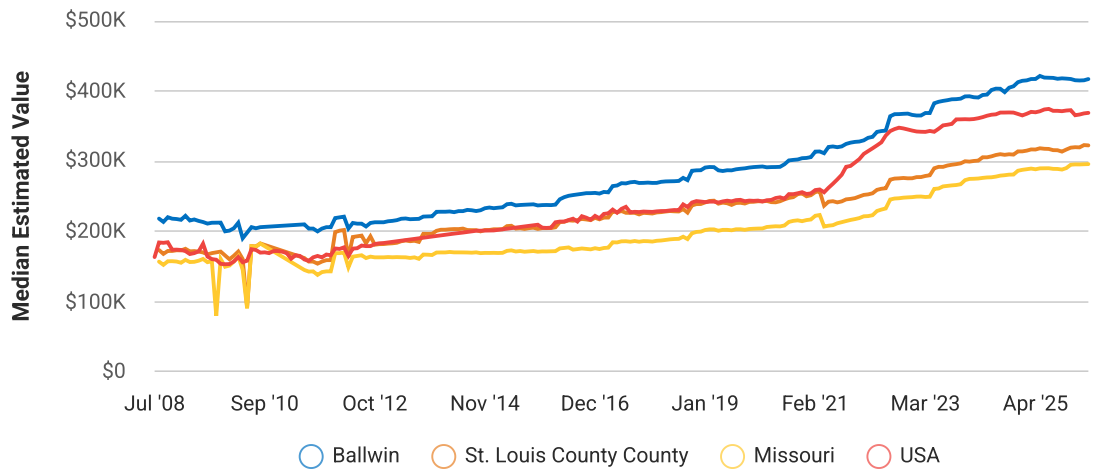
\$417,120

Last Month Change

+0.4%

12 Month Change

—



Ballwin, Missouri

April 2026 Active Listings

Ballwin, Missouri

Single Family + Condo/Townhouse/Apt.

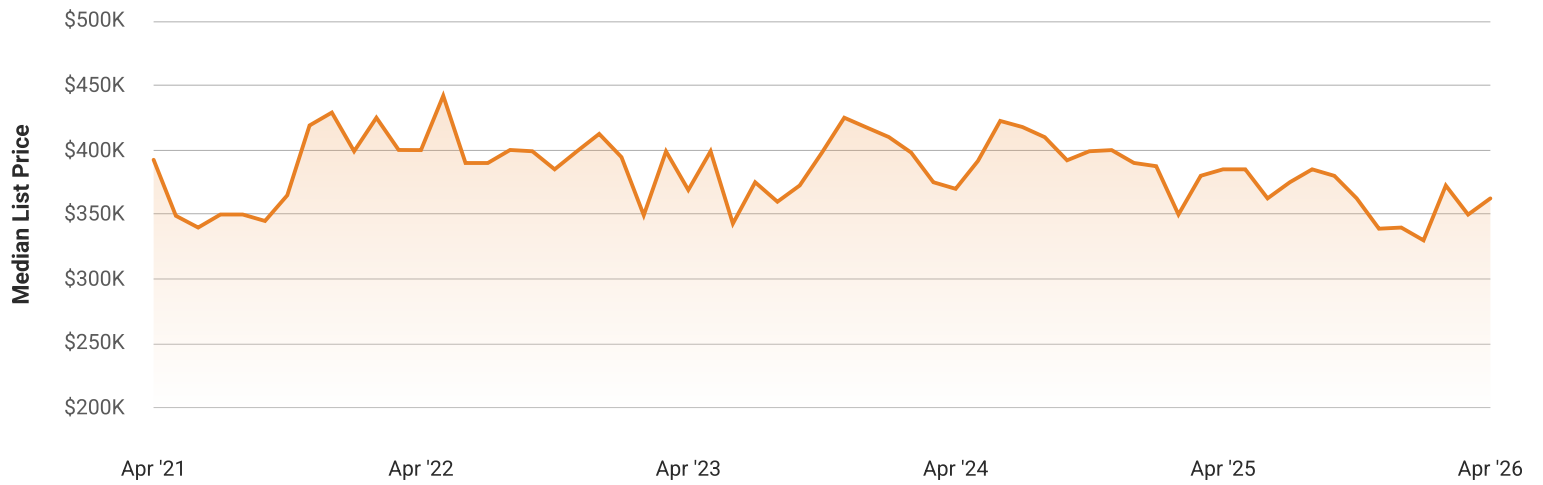
This graphic summarizes key statistics for properties that were in an active status on the last day of each month. RPR uses list date and a derived pending date to determine if the listing was active on the last day of the month. An end-of-month snapshot of active listings helps to understand inventory levels, price points and duration on the market.

Source: Listing sources

Update Frequency: Monthly

Median List Price - \$362,500

↑ 3.6% Month over Month



Ballwin, Missouri

April 2026 Sold Listings

Ballwin, Missouri

Single Family + Condo/Townhouse/Apt.

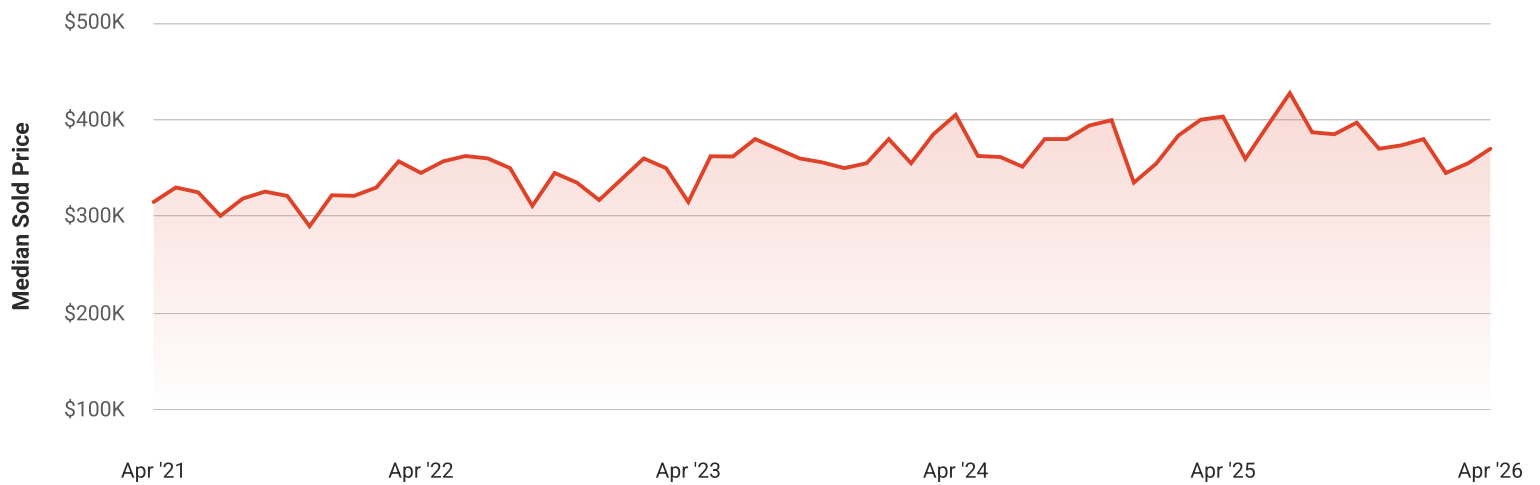
This graphic summarizes key statistics for properties that sold each month. RPR uses a derived sold date to determine when a property moved into a sold status within the given month. These statistics are important for understanding the price points on sold properties as well as the difference between the list price and sold price, which reveals whether buyers are paying over or under the asking price.

Source: Listing sources

Update Frequency: Monthly

Median Sold Price - \$370,000

↑ 4.2% Month over Month



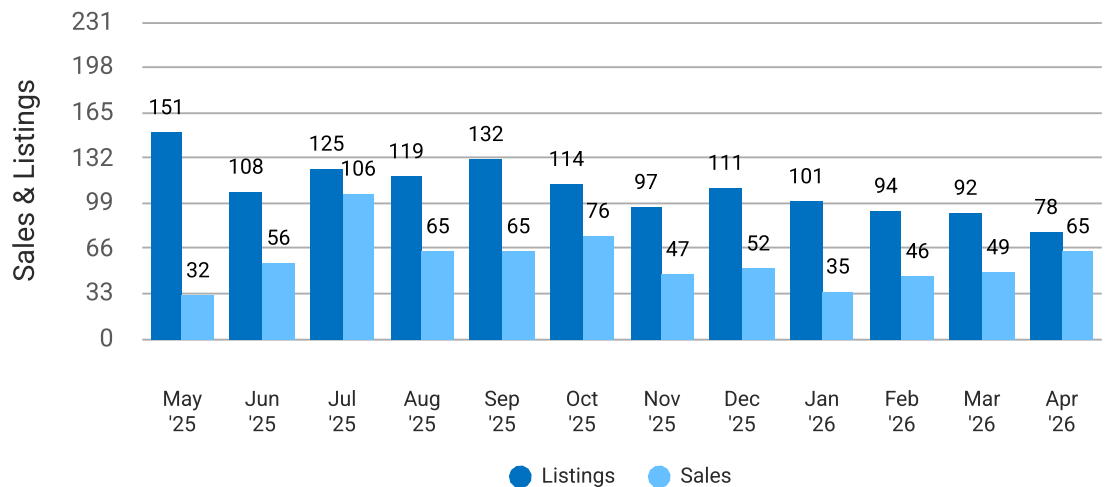
Total Sales and Active Listings in Ballwin, Missouri

Single Family + Condo/Townhouse/Apt.

This graph compares the number of sales with the number of active listings in the local market.

Source: MLS data where licensed

Update Frequency: Monthly



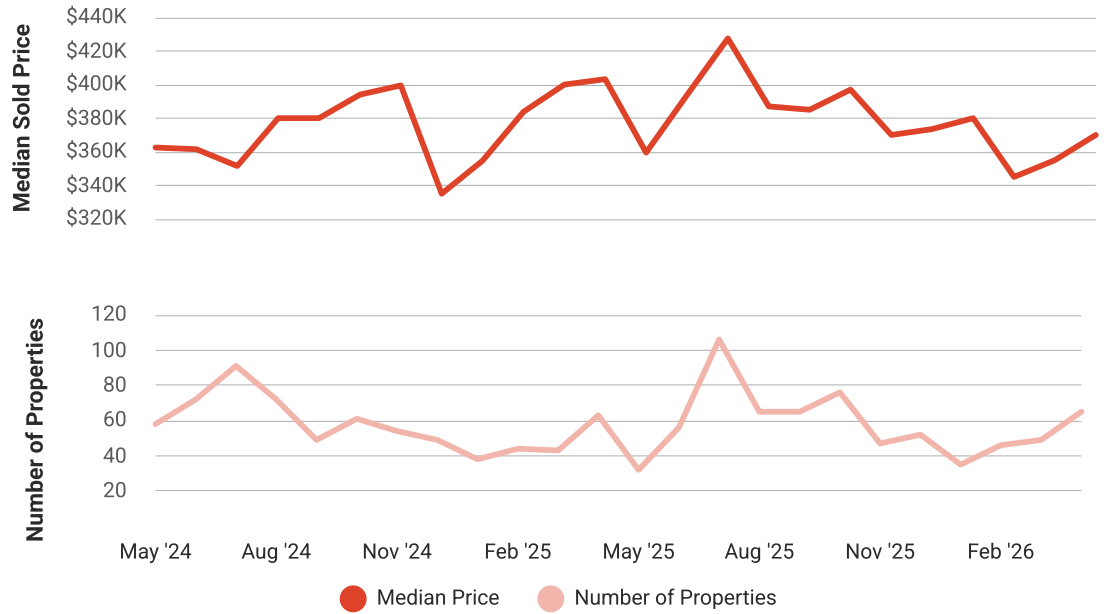
Median Sold Price vs Sold Listings in Ballwin, Missouri

Single Family + Condo/Townhouse/Apt.

This chart compares the trend of median sold price and number of sold listings for the given location.

Source: Listing Data

Update Frequency: Monthly



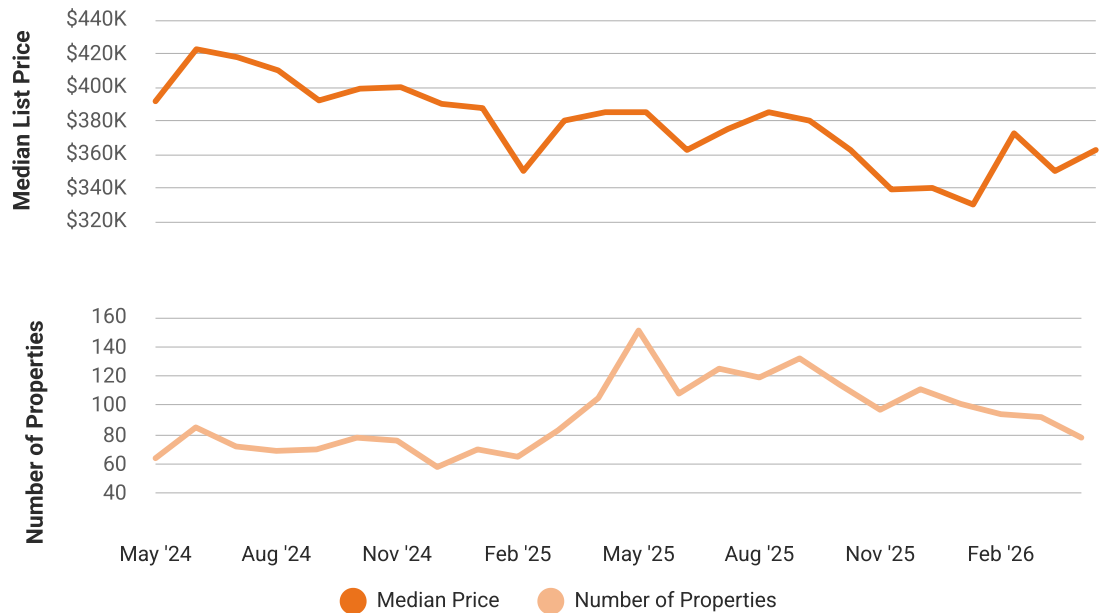
Median List Price vs Active Listings in Ballwin, Missouri

Single Family + Condo/Townhouse/Apt.

This chart compares the trend of median list price and number of active properties for the given location.

Source: Listing Data

Update Frequency: Monthly



Market Snapshot

Value and Price Changes

	Current	Last Month	Last 3 Months	Last 12 Months	Last 24 Months	Last 36 Months
Median Est. Property Value Last Updated: 4/30/2026	\$417,120	\$415,350 +0.43%	\$415,420 +0.41%	\$417,240 -0.03%	\$394,420 +5.76%	\$368,680 +13.14%
Median Sold Price Last Updated: 4/30/2026	\$370,000	\$355,000 +4.23%	\$380,000 -2.63%	\$403,230 -8.24%	\$405,000 -8.64%	\$315,000 +17.46%
Median List Price Last Updated: 4/30/2026	\$362,500	\$349,950 +3.59%	\$330,000 +9.85%	\$385,000 -5.84%	\$369,900 -2%	\$369,000 -1.76%

About this Data: Because some brokerages may choose not to include their MLS listing content within the RPR platform, the analysis contained in this report may not have been created using all the available listing data within this geographical market.
 Median estimated property values are generated by a valuation model and are not formal appraisals. Valuations are based on public records and MLS data where licensed. The Metrics displayed here reflect **All Residential Single Family, Condo, Townhouse and Apartment properties** data.

Market Activity

Market Activity Filters

Sort Order: Date

Maximum Properties Per Change Type: 10

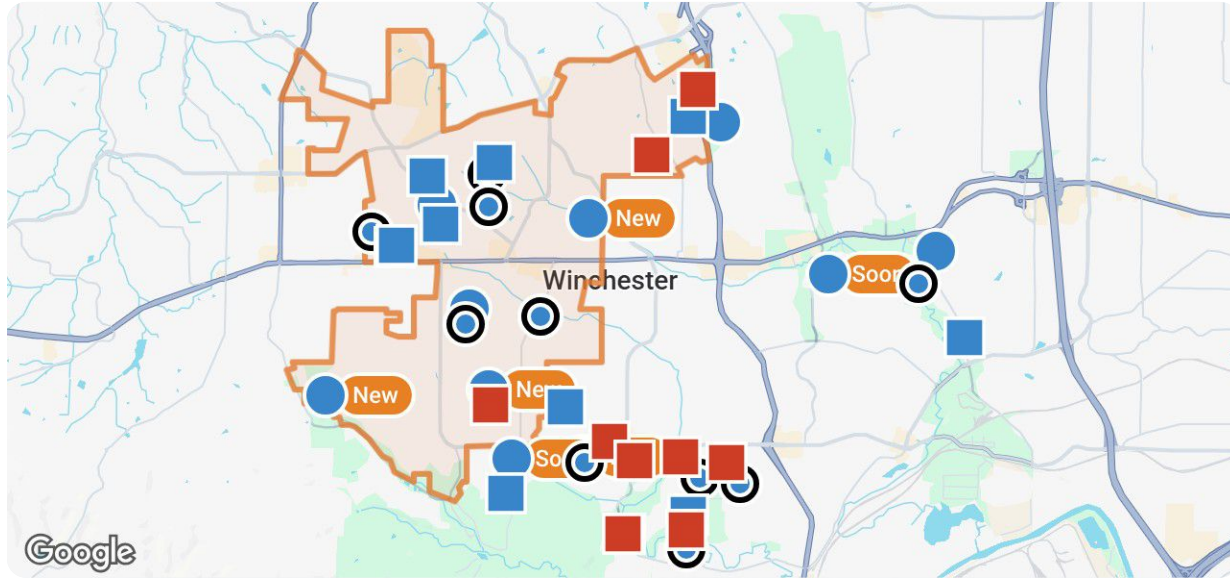
Change Types: New Listings, Pending, Closed, Distressed

Property Types: Single Family, Condo/Townhouse/Apt

Property Features: Sale Price: Any, Lease Price: Any, Beds: Any, Baths: Any, Living Area: Any, Lot Size (acre): Any, Year Built: Any

Summary

For Sale Activity in the Last 3 Months

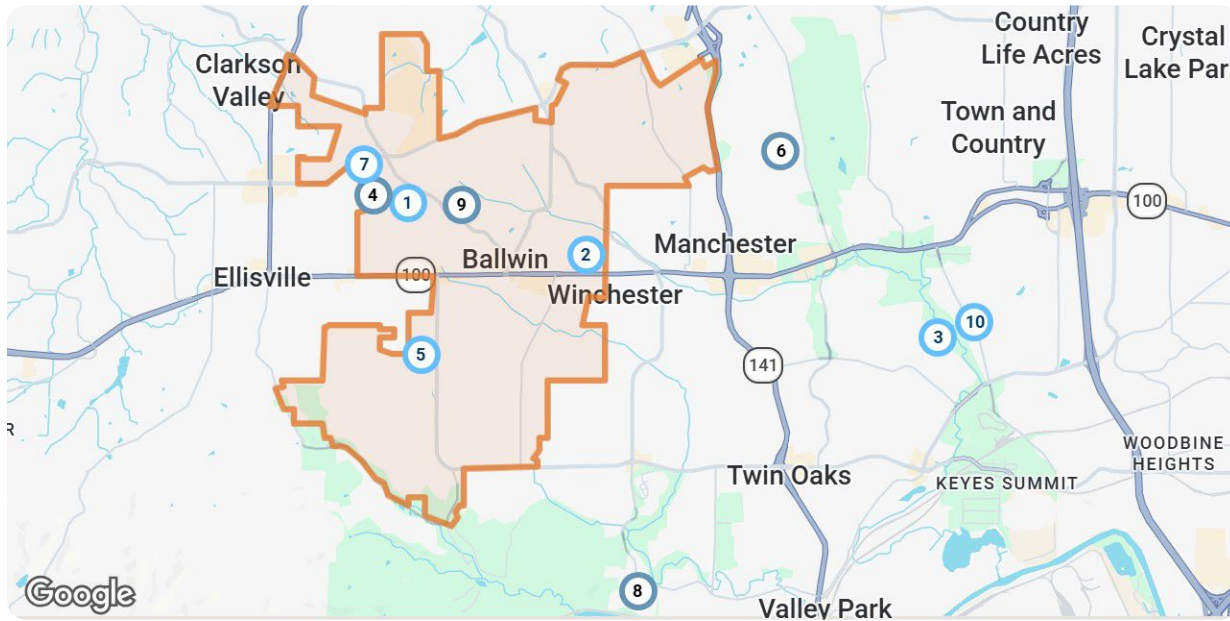


	New	Pending	Closed	Distressed
Number of Properties	10	10	10	10
Lowest Listing Price / Est.Value	\$240,000	\$195,000	\$207,000	\$179,420
Median Listing Price / Est.Value	\$444,450	\$595,000	\$350,000	\$245,475
Highest Listing Price / Est.Value	\$685,000	\$879,900	\$660,000	\$395,440
Average Price / sqft	\$193	\$193	\$199	\$199
Median Price / sqft	\$188	\$189	\$196	\$197
Average Days in RPR	11	25	23	7
Median Days in RPR	5	19	22	7
Total Volume	\$4,288,800	\$5,518,700	\$3,694,000	\$2,770,010
Source	Listings	Listings	Public Records & Listings	Public Records & Listings

Market Activity Breakdown



New

Source: Listings








Legend

- Active For Sale
- Active Under Contract

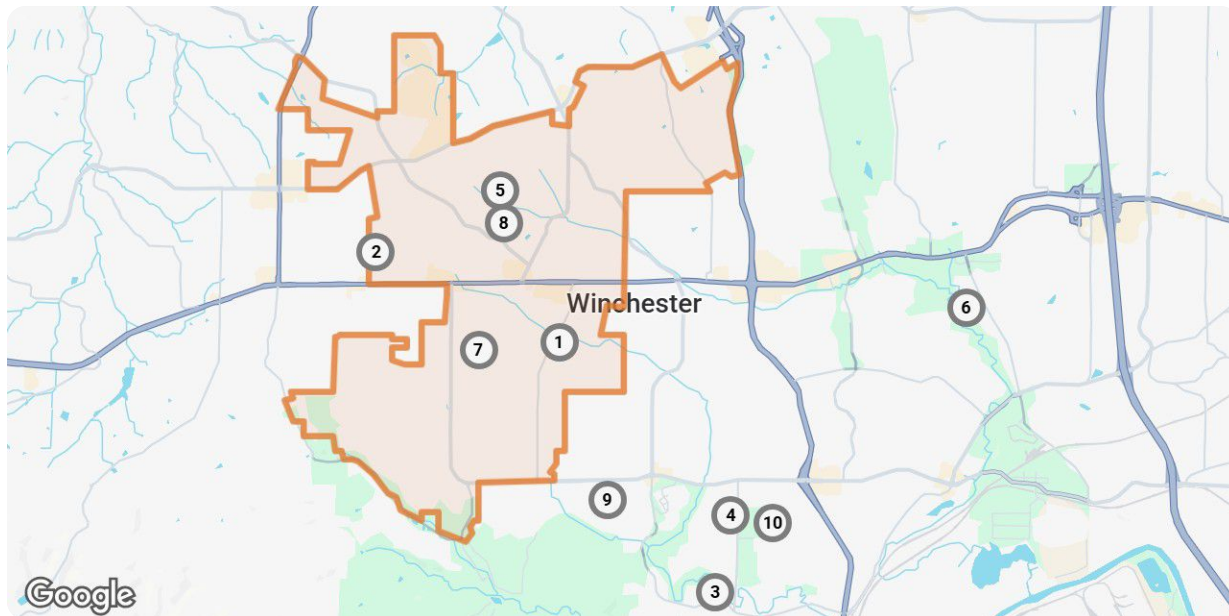
New: 10 properties		Property Type	Beds / Baths	Living Area (sq ft)	Lot Size	Year Built	List Date / Days in RPR	List Price / \$ Per Sq Ft
1	 <p>809 Lindell Dr Ballwin, MO 63011 MLS ID: 26030003 ● Active / For Sale</p> <p><i>Listing Courtesy of Worth Clark Realty</i></p>	Single Family	3/1	1,425	0.47 acres	1966	5/13/2026 2 days	\$300,000 \$211/sq ft
2	 <p>159 Spring Oaks Dr Ballwin, MO 63011 MLS ID: 26029511 ● Active / For Sale</p> <p><i>Listing Courtesy of Coldwell Banker Realty - Gundaker</i></p>	Single Family	3/2	2,549	0.32 acres	1983	5/13/2026 2 days	\$489,900 \$192/sq ft
3	 <p>608 Highview Circle Dr Ballwin, MO 63021 MLS ID: 26029431 ● Active / For Sale</p> <p><i>Listing Courtesy of Select Group Realty</i></p>	Condo/Townhouse/Apt.	2/3	1,287	5,027 sqft	1987	5/12/2026 3 days	\$240,000 \$186/sq ft
4	 <p>309 Providence Rd Ballwin, MO 63011 MLS ID: 26022558 ● Active Under Contract / For Sale</p> <p><i>Listing Courtesy of Keller Williams Realty St. Louis</i></p>	Single Family	4/2	1,744	0.33 acres	1966	4/5/2026 40 days	\$439,000 \$252/sq ft
5	 <p>716 Reinke Rd Ballwin, MO 63021 MLS ID: 26029589 ● Active / For Sale</p> <p><i>Listing Courtesy of Coldwell Banker Premier Group</i></p>	Single Family	5/3	2,396	7,614 sqft	1978	5/12/2026 3 days	\$455,000 \$190/sq ft

Ballwin, Missouri

New: 10 properties		Property Type	Beds / Baths	Living Area (sq ft)	Lot Size	Year Built	List Date / Days in RPR	List Price / \$ Per Sq Ft
	 <p>835 Bergquist Dr Ballwin, MO 63011 MLS ID: 26026260</p> <p>● Active Under Contract / For Sale</p> <p><i>Listing Courtesy of Coldwell Banker Realty - Gundaker</i></p>	Single Family	3/2	2,430	0.29 acres	1972	4/26/2026 19 days	\$450,000 \$185/sq ft
	 <p>349 Nantucket Dr Ballwin, MO 63011 MLS ID: 26029070</p> <p>● Active / For Sale</p> <p><i>Listing Courtesy of Coldwell Banker Realty - Gundaker</i></p>	Single Family	4/3	2,532	0.29 acres	1968	5/11/2026 4 days	\$449,900 \$178/sq ft
	 <p>1504 Wild Berry Ct Ballwin, MO 63021 MLS ID: 26027007</p> <p>● Active Under Contract / For Sale</p> <p><i>Listing Courtesy of EXP Realty, LLC</i></p>	Single Family	3/3	2,604	7,405 sqft	1989	5/1/2026 14 days	\$400,000 \$154/sq ft
	 <p>259 White Tree Ln Ballwin, MO 63011 MLS ID: 26027118</p> <p>● Active Under Contract / For Sale</p> <p><i>Listing Courtesy of Realty Executives Premiere</i></p>	Single Family	4/2	2,053	10,703 sqft	1964	5/1/2026 14 days	\$380,000 \$185/sq ft
	 <p>2412 Parkmoor Ct Ballwin, MO 63021 MLS ID: 26024408</p> <p>● Active / For Sale</p> <p><i>Listing Courtesy of Network Global</i></p>	Single Family	4/4	3,400	0.28 acres	1992	5/9/2026 6 days	\$685,000 \$201/sq ft

Pending











Source: Listings



Legend

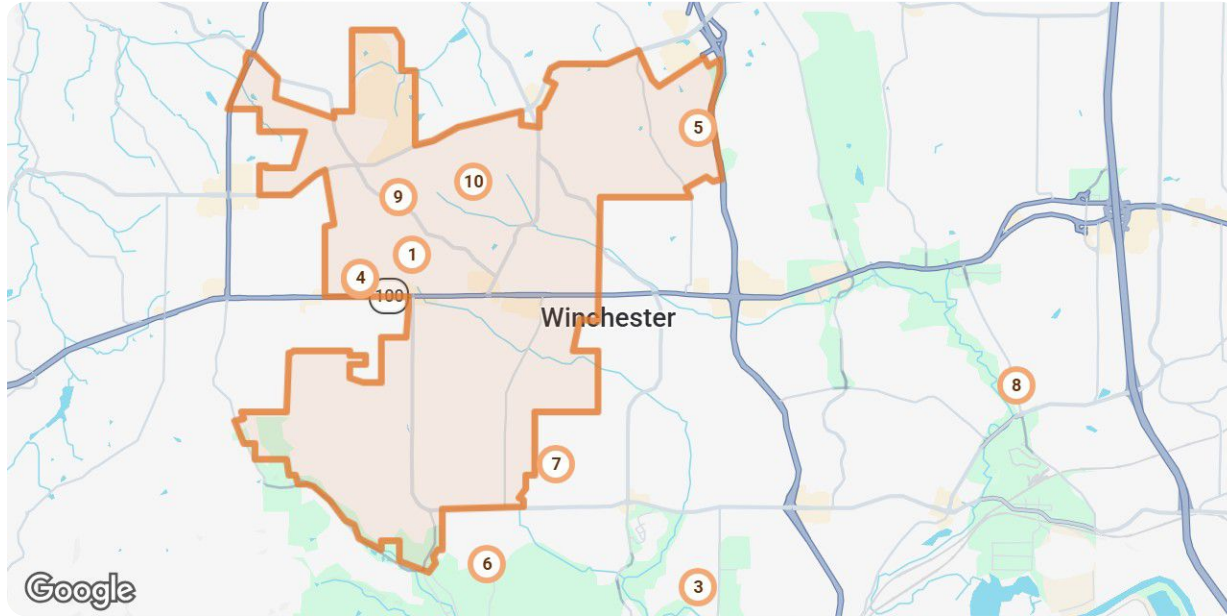
● Pending



Pending: 10 properties		Property Type	Beds / Baths	Living Area (sq ft)	Lot Size / Year Built	List Date	List Price / \$ Per Sq Ft	Pending Date / Days in RPR
1	 <p>2505 Cassandra Marie Dr Ballwin, MO 63021 MLS ID: 26027346 🕒 Pending / For Sale</p> <p><i>Listing Courtesy of Compass Realty Group</i></p>	Single Family	5/5	3,988	0.26 acres 1998	5/4/2026	\$879,900 \$221/sq ft	5/13/2026 9 days
2	 <p>1249 Arbor Bluff Cir Ballwin, MO 63021 MLS ID: 26019403 🕒 Pending / For Sale</p> <p><i>Listing Courtesy of Compass Realty Group</i></p>	Single Family	4/3	2,660	6,970 sqft 2001	3/9/2026	\$649,000 \$244/sq ft	5/12/2026 64 days
3	 <p>543 Coachgate Ct Ballwin, MO 63021 MLS ID: 26021795 🕒 Pending / For Sale</p> <p><i>Listing Courtesy of Realty Executives of St. Louis</i></p>	Single Family	3/3	2,680	10,019 sqft 2008	4/11/2026	\$565,000 \$211/sq ft	5/12/2026 31 days
4	 <p>577 Monroe Mill Dr Ballwin, MO 63011 MLS ID: 26026696 🕒 Pending / For Sale</p> <p><i>Listing Courtesy of Coldwell Banker Realty - Gundaker</i></p>	Single Family	3/2	2,370	0.25 acres 1977	4/30/2026	\$440,000 \$186/sq ft	5/12/2026 12 days
5	 <p>1080 Sagebrush Trl Ballwin, MO 63011 MLS ID: 26019365 🕒 Pending / For Sale</p> <p><i>Listing Courtesy of Coldwell Banker Premier Group</i></p>	Single Family	3/3	2,818	0.33 acres 1968	4/2/2026	\$425,000 \$151/sq ft	5/12/2026 40 days
6	 <p>769 Berquist Dr Ballwin, MO 63011 MLS ID: 26025828 🕒 Pending / For Sale</p> <p><i>Listing Courtesy of Coldwell Banker Realty - Gundaker</i></p>	Single Family	5/3	2,520	10,624 sqft 1972	4/23/2026	\$625,000 \$248/sq ft	5/11/2026 18 days
7	 <p>752 Charleston Oaks Dr Ballwin, MO 63021 MLS ID: 26025524 🕒 Pending / For Sale</p> <p><i>Listing Courtesy of Aleksander Kheyfets</i></p>	Single Family	4/4	3,648	9,583 sqft 1995	4/27/2026	\$699,900 \$192/sq ft	5/11/2026 14 days
8	 <p>1356 Holgate Dr, Unit G3 Ballwin, MO 63021 MLS ID: 26025638 🕒 Pending / For Sale</p> <p><i>Listing Courtesy of Berkshire Hathaway HomeServices Select Properties</i></p>	Condo/Townhouse/Apt.	2/2	1,059	4,569 sqft 1987	4/24/2026	\$195,000 \$184/sq ft	5/11/2026 17 days
9	 <p>329 Meadowbrook Dr Ballwin, MO 63011 MLS ID: 26025129 🕒 Pending / For Sale</p> <p><i>Listing Courtesy of Coldwell Banker Realty - Gundaker</i></p>	Single Family	4/3	3,518	0.31 acres 1962	4/22/2026	\$389,900 \$111/sq ft	5/11/2026 19 days
10	 <p>1603 Waldens Meadow Ct Ballwin, MO 63011 MLS ID: 26022620 🕒 Pending / For Sale</p> <p><i>Listing Courtesy of Keller Williams Chesterfield</i></p>	Single Family	4/4	3,520	0.38 acres 1994	4/14/2026	\$650,000 \$185/sq ft	5/11/2026 27 days

Closed

Source: Public Records and Listings







Legend

● Closed

Closed: 10 properties		Property Type	Beds / Baths	Living Area (sq ft)	Lot Size / Year Built	Closed Date / Days in RPR	Closed Price / \$ Per Sq Ft	List to Sold Price %
1	 <p>505 Glenmeadow Dr Ballwin, MO 63011 MLS ID: 26018021 ■ Closed / For Sale <i>Courtesy of Coldwell Banker Realty - Gundaker</i></p>	Single Family	3/2	1,989	10,202 sqft 1967	5/14/2026 23 days	\$435,000 \$219/sq ft	↑ 8.78%
2	 <p>1050 Kehrs Mill Rd Ballwin, MO 63011 MLS ID: 26010484 ■ Closed / For Sale <i>Courtesy of Coldwell Banker Realty - Gundaker</i></p>	Single Family	4/3	3,927	0.38 acres 1969	5/14/2026 49 days	\$405,000 \$103/sq ft	↓ 6.9%
3	 <p>365 Palermo Dr Ballwin, MO 63021 MLS ID: 26020514 ■ Closed / For Sale <i>Courtesy of Compass Realty Group</i></p>	Single Family	3/3	2,180	7,562 sqft 1973	5/14/2026 6 days	\$407,000 \$187/sq ft	↑ 13.09%
4	 <p>332 Providence Rd Ballwin, MO 63011 MLS ID: 26021713 ■ Closed / For Sale <i>Courtesy of Robeck Realty West</i></p>	Single Family	3/3	1,189	0.29 acres 1959	5/14/2026 4 days	\$290,000 \$244/sq ft	↑ 16.05%
5	 <p>725 Whispering Forest Dr Ballwin, MO 63021 MLS ID: 26012268 ■ Closed / For Sale <i>Courtesy of Berkshire Hathaway HomeServices Select Properties</i></p>	Single Family	4/4	3,200	7,405 sqft 1999	5/13/2026 41 days	\$660,000 \$206/sq ft	↑ 3.12%

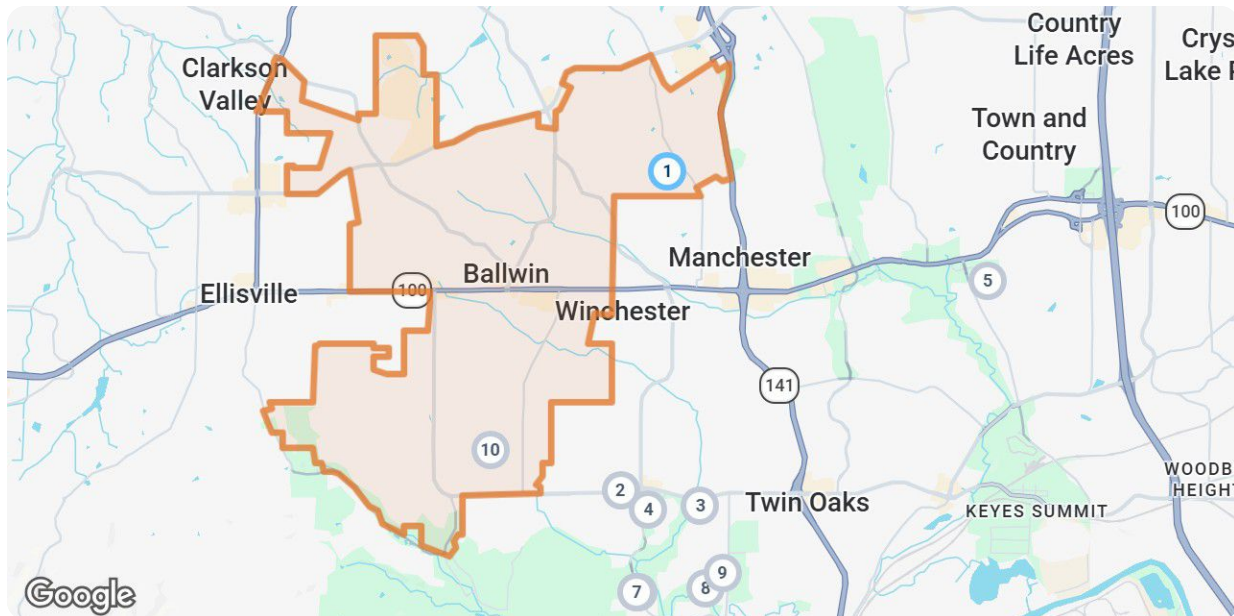












Ballwin, Missouri

Closed: 10 properties		Property Type	Beds / Baths	Living Area (sq ft)	Lot Size / Year Built	Closed Date / Days in RPR	Closed Price / \$ Per Sq Ft	List to Sold Price %
6	 579 Golfwood Dr Ballwin, MO 63021 MLS ID: 26014961 Closed / For Sale <i>Courtesy of Coldwell Banker Realty - Gundaker</i>	Single Family	3/3	2,226	7,876 sqft 1971	5/12/2026 33 days	\$385,000 \$173/sq ft	↑ 5.51%
7	 401 Hillcrest Blvd Ballwin, MO 63021 MLS ID: 26016432 Closed / For Sale <i>Courtesy of Coldwell Banker Realty - Gundaker West Regional</i>	Single Family	2/1	704	7,501 sqft 1954	5/11/2026 21 days	\$207,000 \$294/sq ft	↓ 3.72%
8	 648 Running Creek Dr Ballwin, MO 63021 MLS ID: 26020395 Closed / For Sale <i>Courtesy of Coldwell Banker Realty - Gundaker West Regional</i>	Single Family	3/3	1,236	8,398 sqft 1977	5/11/2026 12 days	\$295,000 \$239/sq ft	↑ 13.46%
9	 1211 Big Bend Rd Ballwin, MO 63021 MLS ID: 26009990 Closed / For Sale <i>Courtesy of Platinum Realty of St. Louis</i>	Single Family	4/2	1,786	9,888 sqft 1971	5/7/2026 34 days	\$315,000 \$176/sq ft	↓ 4.4%
10	 503 Briarwyck Dr Ballwin, MO 63011 MLS ID: 26020575 Closed / For Sale <i>Courtesy of Legacy Realty Group</i>	Single Family	4/2	1,976	0.27 acres 1975	5/7/2026 10 days	\$295,000 \$149/sq ft	↓ 6.32%

Distressed

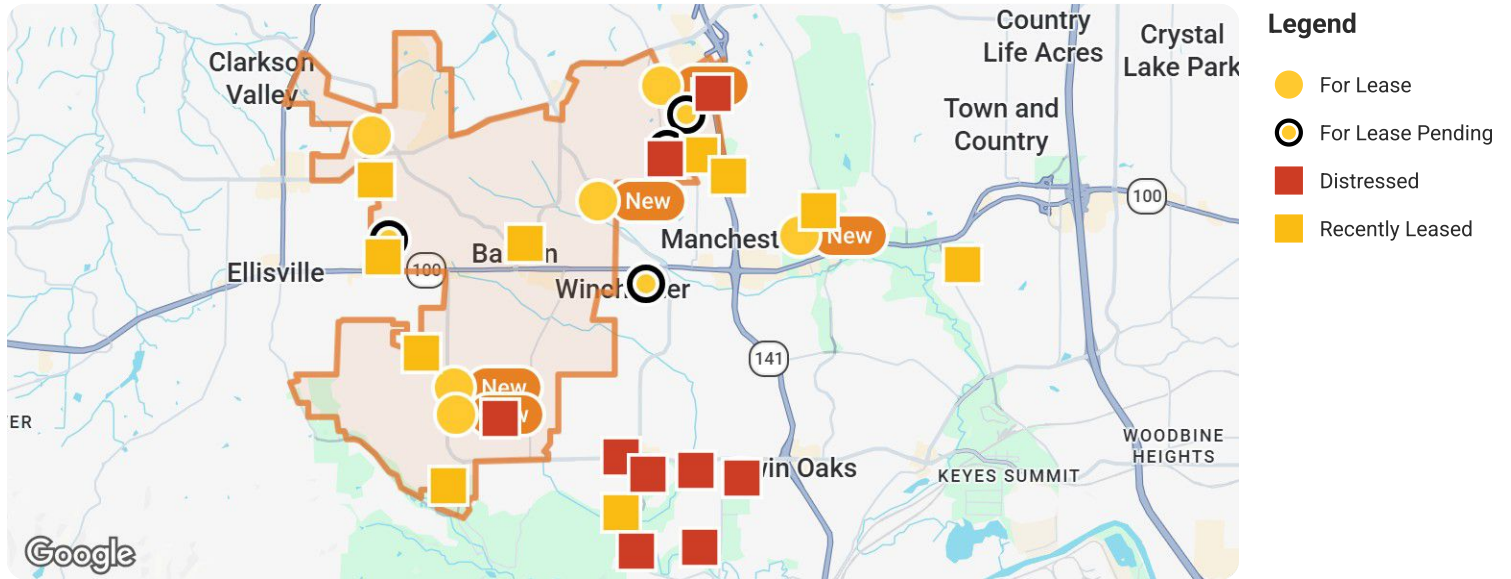
Source: Public Records and Listings



Distressed: 10 properties		Property Type	Beds / Baths	Living Area (sq ft)	Lot Size / Year Built	List Date / Days in RPR	List Price / \$ Per Sq Ft	Distressed Date / Type
1	 495 Graywood Dr Ballwin, MO 63011 MLS ID: 26028749 ● Active / For Sale <i>Listing Courtesy of REO Solutions LLC</i>	Single Family	3/3	2,884	10,228 sqft 1968	5/8/2026 7 days	\$253,000 \$88/sq ft	3/25/2026 Notice of Foreclosure Sale
2	 1130 Shadowfaire Ct Ballwin, MO 63021 ■ Off Market / Public Record	Single Family	5/3	2,009	0.32 acres 1956	– – days	– \$197/sq ft	3/1/2026 Notice of Foreclosure Sale
3	 1316 Westbrooke Terrace Dr Ballwin, MO 63021 ■ Off Market / Public Record	Single Family	3/2	1,870	7,841 sqft 1981	– – days	– \$211/sq ft	4/1/2026 Notice of Foreclosure Sale
4	 630 Painted Vista Dr Ballwin, MO 63021 ■ Off Market / Public Record	Condo/Townhouse/Apt.	2/2	1,180	1,180 sqft 1982	– – days	– \$198/sq ft	2/26/2026 Notice of Foreclosure Sale
5	 2378 Hiddengarden Ct Ballwin, MO 63021 ■ Off Market / Public Record	Condo/Townhouse/Apt.	3/3	1,260	1,259 sqft 1974	– – days	– \$169/sq ft	5/8/2026 Notice of Foreclosure Sale
6	 1601 Forest Springs Ln, Apt C Ballwin, MO 63021 ■ Off Market / Public Record	Condo/Townhouse/Apt.	2/2	911	910 sqft 2000	– – days	– \$197/sq ft	3/6/2026 Notice of Foreclosure Sale
7	 1601 Forest Springs Ln, Apt B Ballwin, MO 63021 ■ Off Market / Public Record	Condo/Townhouse/Apt.	2/2	914	915 sqft 2000	– – days	– \$196/sq ft	3/27/2026 Notice of Foreclosure Sale
8	 1527 Wooden Bridge Trl Ballwin, MO 63021 ■ Off Market / Public Record	Single Family	3/2	1,169	7,405 sqft 1986	– – days	– \$297/sq ft	4/8/2026 Notice of Foreclosure Sale
9	 1468 Whispering Creek Dr Ballwin, MO 63021 ■ Off Market / Public Record	Condo/Townhouse/Apt.	2/3	1,344	1,346 sqft 1991	– – days	– \$177/sq ft	5/8/2026 Notice of Foreclosure Sale
10	 512 Vernal Hill Ct Ballwin, MO 63021 ■ Off Market / Public Record	Single Family	3/3	1,310	8,276 sqft 1983	– – days	– \$258/sq ft	3/13/2026 Notice of Foreclosure Sale

Summary

For Lease Activity in the Last 3 Months



	New	Pending	Closed	Distressed
Number of Properties	8	2	10	10
Lowest Listing Price / Est.Value	\$1,875	\$2,100	\$1,895	\$179,420
Median Listing Price / Est.Value	\$2,448	\$2,250	\$2,188	\$287,895
Highest Listing Price / Est.Value	\$3,999	\$2,400	\$3,500	\$512,000
Average Price / sqft	\$2	\$1	\$2	\$208
Median Price / sqft	\$2	\$1	\$2	\$197
Average Days in RPR	25	71	80	-
Median Days in RPR	19	71	50	-
Total Volume	\$21,264	\$4,500	\$23,439	\$3,029,010
Source	Listings	Listings	Public Records & Listings	Public Records & Listings

Market Activity Breakdown




New

Source: Listings



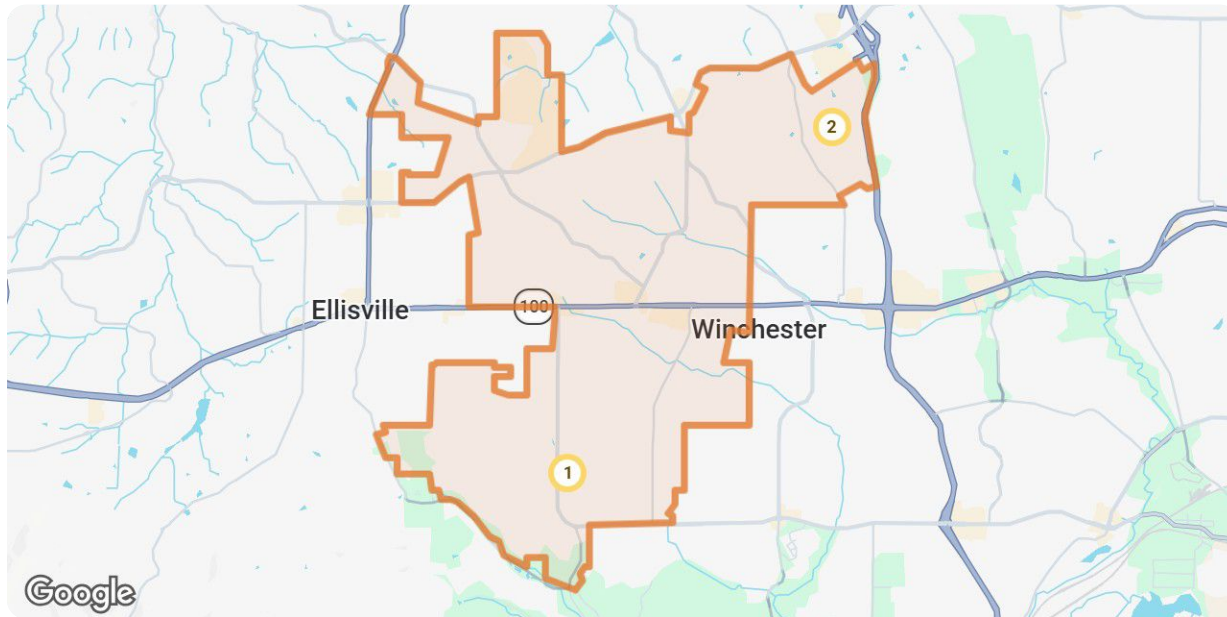
New: 8 properties		Property Type	Beds / Baths	Living Area (sq ft)	Lot Size	Year Built	List Date / Days in RPR	List Price / \$ Per Sq Ft
	 411 Down Hill Dr Ballwin, MO 63021 MLS ID: 26028674 ● Active / For Lease <i>Courtesy of Avenue Real Estate Group</i>	Single Family	2/2	1,313	3,999 sqft	1977	5/8/2026 7 days	\$1,875 mo. \$1/sq ft
	 425 Westglen Village Dr Ballwin, MO 63021 MLS ID: 26028682 ● Active / For Lease <i>Courtesy of Avenue Real Estate Group</i>	Single Family	3/2	1,173	10,110 sqft	1977	5/8/2026 7 days	\$2,495 mo. \$2/sq ft
	 112 Robin Hill Ln Ballwin, MO 63021 MLS ID: 26027738 ● Active / For Lease <i>Courtesy of Keller Williams Chesterfield</i>	Single Family	3/3	1,136	0.49 acres	1952	5/4/2026 11 days	\$2,400 mo. \$2/sq ft
	 352 Turfwood Dr Ballwin, MO 63021 MLS ID: 26026131 ● Active / For Lease <i>Courtesy of The Nguyen Realty, LLC</i>	Single Family	3/3	1,310	8,855 sqft	1973	4/28/2026 17 days	\$2,550 mo. \$2/sq ft
	 1226 Wissmann Dr Ballwin, MO 63011 MLS ID: 26025993 ● Active / For Lease <i>Courtesy of Berkshire Hathaway HomeServices Select Properties</i>	Single Family	4/3	2,540	0.25 acres	1972	4/24/2026 21 days	\$2,250 mo. \$1/sq ft

Ballwin, Missouri

New: 8 properties		Property Type	Beds / Baths	Living Area (sq ft)	Lot Size	Year Built	List Date / Days in RPR	List Price / \$ Per Sq Ft
6	 <p>606 Rue Montand Dr Ballwin, MO 63011 MLS ID: 26021800 ● Active / For Lease</p> <p><i>Courtesy of The Hermann London Group LLC</i></p>	Single Family	4/2	2,023	0.27 acres	1968	4/11/2026 34 days	\$3,999 mo. \$2/sq ft
7	 <p>306 Bright Meadows Dr Ballwin, MO 63011 MLS ID: 26020196 ● Active / For Lease</p> <p><i>Courtesy of Compass Realty Group</i></p>	Single Family	4/3	2,494	0.3 acres	1969	4/6/2026 39 days	\$3,500 mo. \$1/sq ft
8	 <p>974 Claytonbrook Dr, Apt 2D Ballwin, MO 63011 MLS ID: 26013380 ● Active / For Lease</p> <p><i>Courtesy of Avenue Real Estate Group</i></p>	Condo/Townhouse/Apt.	3/2	1,768	4,181 sqft	1971	3/9/2026 67 days	\$2,195 mo. \$1/sq ft

Pending

Source: Listings



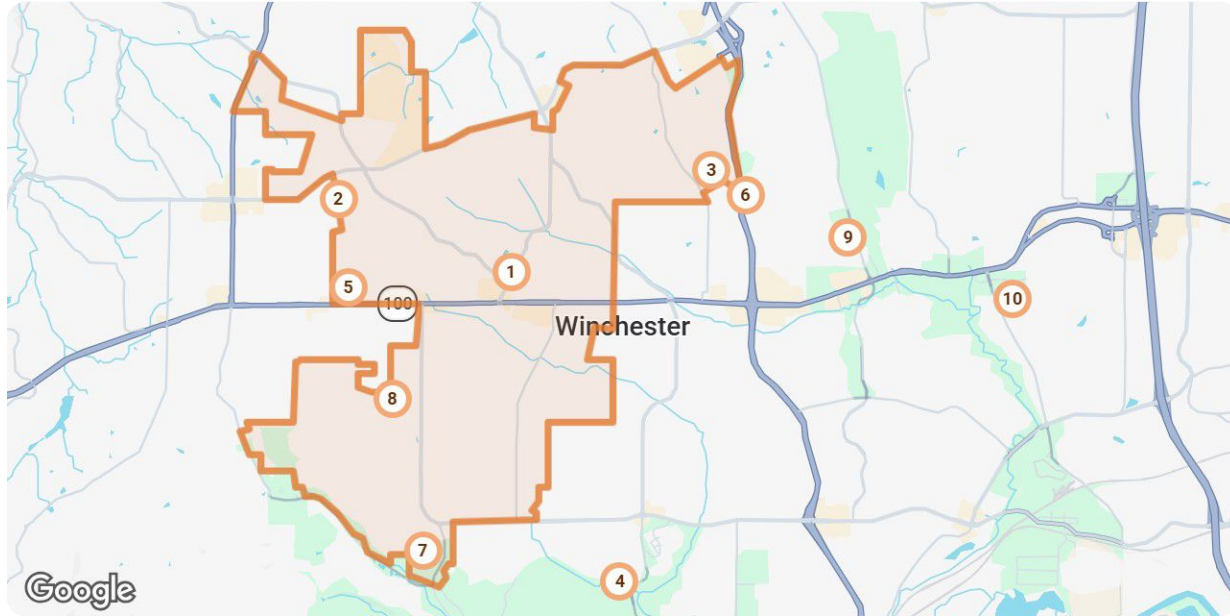
Pending: 2 properties		Property Type	Beds / Baths	Living Area (sq ft)	Lot Size / Year Built	List Date	List Price / \$ Per Sq Ft	Pending Date / Days in RPR
1	 <p>691 Walnut Point Ct Ballwin, MO 63021 MLS ID: 26020697 ● Pending / For Lease</p> <p><i>Courtesy of West End Management & Leasing Services</i></p>	Single Family	3/2	1,311	8,499 sqft 1975	4/6/2026	\$2,100 mo. \$2/sq ft	5/12/2026 36 days
2	 <p>822 Dutch Mill Dr Ballwin, MO 63011 MLS ID: 26000876 ● Pending / For Lease</p> <p><i>Courtesy of Avenue Real Estate Group</i></p>	Single Family	4/2	2,032	0.25 acres 1968	1/6/2026	\$2,400 mo. \$1/sq ft	4/21/2026 105 days



Ballwin, Missouri

Closed

Source: Public Records and Listings




Legend

● Closed

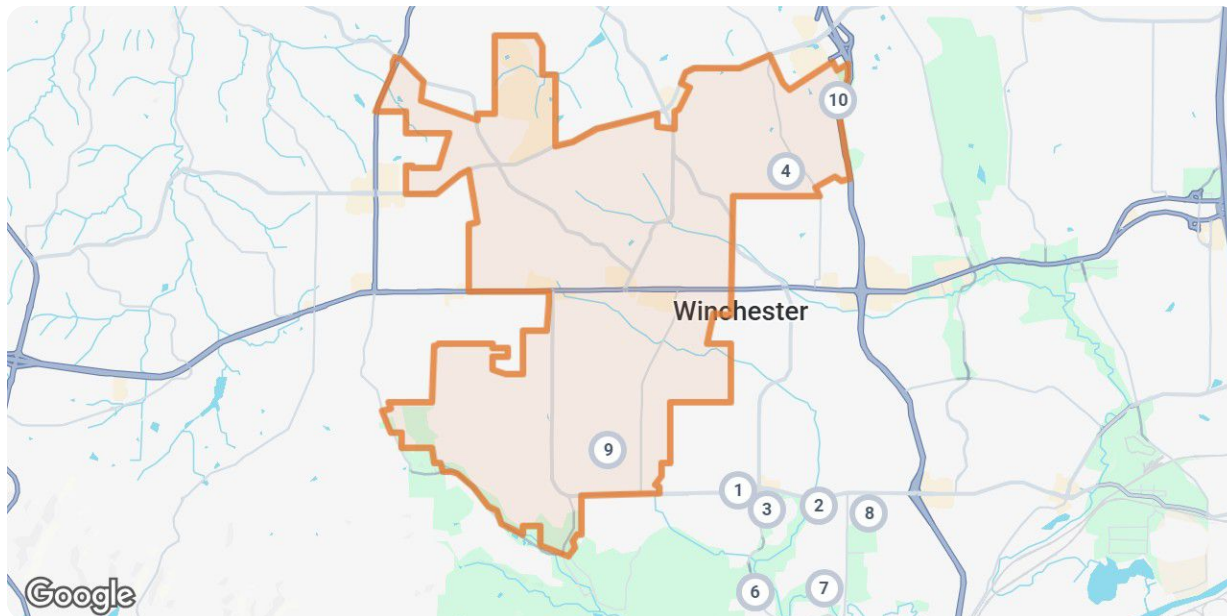
Closed: 10 properties		Property Type	Beds / Baths	Living Area (sq ft)	Lot Size / Year Built	Closed Date / Days in RPR	Closed Price / \$ Per Sq Ft	List to Sold Price %
1	 <p>612 Log Hill Ct Ballwin, MO 63011 MLS ID: 26014810 ■ Closed / For Lease</p> <p><i>Courtesy of Compass Realty Group</i></p>	Single Family	4/3	2,148	0.28 acres 1987	5/14/2026 44 days	- \$2/sq ft	-
2	 <p>204 Hillsdale Dr Ballwin, MO 63011 MLS ID: 26011934 ■ Closed / For Lease</p> <p><i>Courtesy of Berkshire Hathaway HomeServices Select Properties</i></p>	Single Family	3/1	925	0.46 acres 1954	5/6/2026 56 days	- \$2/sq ft	-
3	 <p>495 Baywillow Dr Ballwin, MO 63011 MLS ID: 26019920 ■ Closed / For Lease</p> <p><i>Courtesy of Berkshire Hathaway HomeServices Select Properties</i></p>	Single Family	3/2	2,092	0.26 acres 1968	5/1/2026 15 days	- \$1/sq ft	-
4	 <p>220 Chamberlin Dr Ballwin, MO 63021 MLS ID: 26004058 ■ Closed / For Lease</p> <p><i>Courtesy of West End Management & Leasing Services</i></p>	Single Family	3/1	948	8,394 sqft 1959	4/30/2026 20 days	- \$2/sq ft	-
5	 <p>131 Holloway Rd Ballwin, MO 63011 MLS ID: 25081328 ■ Closed / For Lease</p> <p><i>Courtesy of The Nguyen Realty, LLC</i></p>	Single Family	3/2	1,392	0.41 acres 1955	4/18/2026 124 days	- \$1/sq ft	-



Closed: 10 properties		Property Type	Beds / Baths	Living Area (sq ft)	Lot Size / Year Built	Closed Date / Days in RPR	Closed Price / \$ Per Sq Ft	List to Sold Price %
6	 <p>329 Nantucket Dr Ballwin, MO 63011 MLS ID: 25061265 Closed / For Lease</p> <p><i>Courtesy of HomeCoin.com</i></p>	Single Family	3/2	1,260	0.29 acres 1960	4/15/2026 221 days	- \$2/sq ft	-
7	 <p>803 Clayworth Dr Ballwin, MO 63011 MLS ID: 25071517 Closed / For Lease</p> <p><i>Courtesy of Gittlemeier Real Estate and Management</i></p>	Single Family	4/3	3,428	0.28 acres 1966	4/12/2026 143 days	- \$1/sq ft	-
8	 <p>524 Elm Crossing Ct Ballwin, MO 63021 MLS ID: 26011287 Closed / For Lease</p> <p><i>Courtesy of Deca Property Management</i></p>	Single Family	3/3	1,456	6,098 sqft 1995	4/2/2026 34 days	- \$2/sq ft	-
9	 <p>908 Center Ct Ballwin, MO 63011 MLS ID: 25071398 Closed / For Lease</p> <p><i>Courtesy of Avenue Real Estate Group</i></p>	Single Family	3/1	1,069	0.72 acres 1957	4/1/2026 132 days	- \$2/sq ft	-
10	 <p>803 Villette Ct Ballwin, MO 63011 MLS ID: 26012212 Closed / For Lease</p> <p><i>Courtesy of Compass Realty Group</i></p>	Single Family	3/2	1,350	0.33 acres 1963	3/27/2026 8 days	- \$2/sq ft	-

Distressed





















Source: Public Records and Listings



Legend

- Off Market, Hold, Withdrawn, Expired, or Canceled



Distressed: 10 properties		Property Type	Beds / Baths	Living Area (sq ft)	Lot Size / Year Built	List Date / Days in RPR	List Price / \$ Per Sq Ft	Distressed Date / Type
	1130 Shadowfaire Ct Ballwin, MO 63021  Off Market / Public Record	Single Family	5/3	2,009	0.32 acres 1956	- - days	- \$197/sq ft	3/1/2026 Notice of Foreclosure Sale
	1316 Westbrooke Terrace Dr Ballwin, MO 63021  Off Market / Public Record	Single Family	3/2	1,870	7,841 sqft 1981	- - days	- \$211/sq ft	4/1/2026 Notice of Foreclosure Sale
	630 Painted Vista Dr Ballwin, MO 63021  Off Market / Public Record	Condo/Townhouse/Apt.	2/2	1,180	1,180 sqft 1982	- - days	- \$198/sq ft	2/26/2026 Notice of Foreclosure Sale
	2378 Hiddengarden Ct Ballwin, MO 63021  Off Market / Public Record	Condo/Townhouse/Apt.	3/3	1,260	1,259 sqft 1974	- - days	- \$169/sq ft	5/8/2026 Notice of Foreclosure Sale
	495 Graywood Dr Ballwin, MO 63011  Off Market / Public Record	Single Family	4/3	2,884	10,228 sqft 1968	- - days	- \$178/sq ft	3/25/2026 Notice of Foreclosure Sale
	1601 Forest Springs Ln, Apt C Ballwin, MO 63021  Off Market / Public Record	Condo/Townhouse/Apt.	2/2	911	910 sqft 2000	- - days	- \$197/sq ft	3/6/2026 Notice of Foreclosure Sale
	1601 Forest Springs Ln, Apt B Ballwin, MO 63021  Off Market / Public Record	Condo/Townhouse/Apt.	2/2	914	915 sqft 2000	- - days	- \$196/sq ft	3/27/2026 Notice of Foreclosure Sale
	1527 Wooden Bridge Trl Ballwin, MO 63021  Off Market / Public Record	Single Family	3/2	1,169	7,405 sqft 1986	- - days	- \$297/sq ft	4/8/2026 Notice of Foreclosure Sale
	1468 Whispering Creek Dr Ballwin, MO 63021  Off Market / Public Record	Condo/Townhouse/Apt.	2/3	1,344	1,346 sqft 1991	- - days	- \$177/sq ft	5/8/2026 Notice of Foreclosure Sale
	512 Vernal Hill Ct Ballwin, MO 63021  Off Market / Public Record	Single Family	3/3	1,310	8,276 sqft 1983	- - days	- \$258/sq ft	3/13/2026 Notice of Foreclosure Sale

About RPR

- RPR® is the nation's largest property database, exclusively for REALTORS®. It empowers REALTORS® to help buyers and sellers make informed decisions, backed by a real estate database covering more than 160 million residential and commercial properties in the United States.
- RPR is a wholly owned subsidiary of the National Association of REALTORS® and a member benefit to REALTORS®.
- RPR's data sources range from MLSs and county-level tax and assessment offices, to the U.S. Census and FEMA, to specialty data set providers such as Esri (consumer data), Niche (school information) and Precisely (geographic boundaries).

Learn More

For more information about RPR, please visit RPR's public website: <https://blog.narrpr.com>



RPR®

