Heber City East , Utah

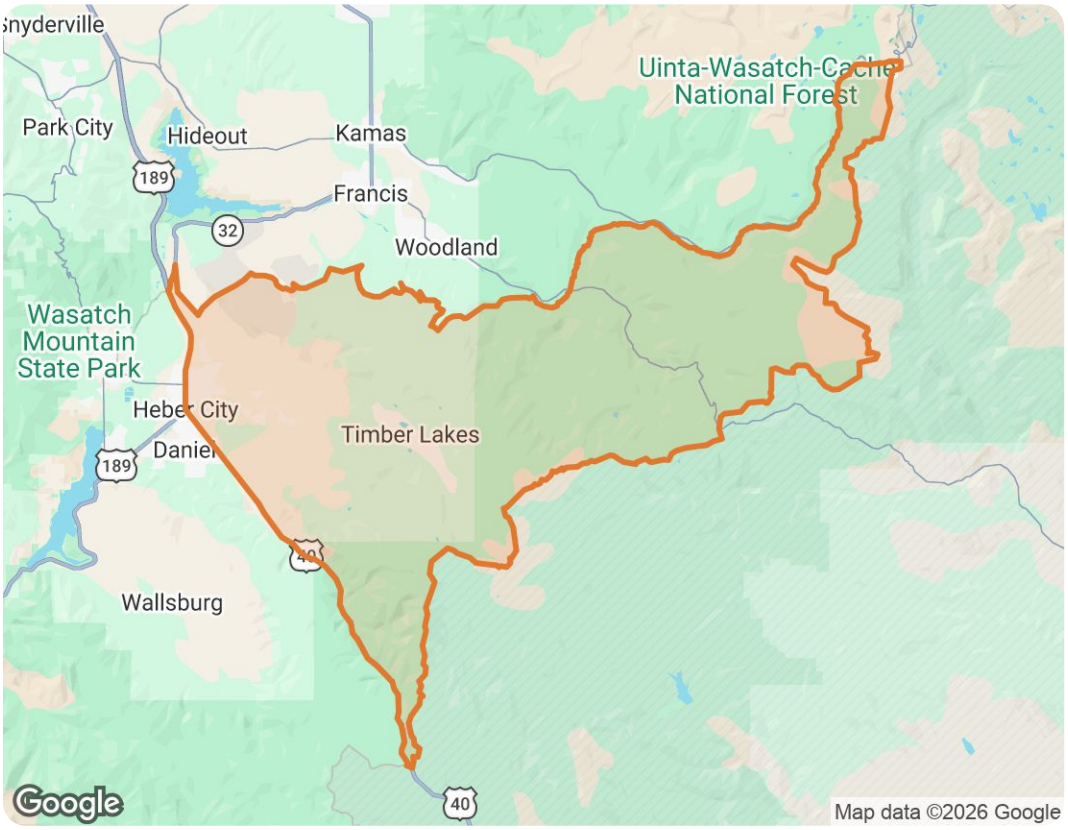

Landon Maxfield

Realtor

Utah Real Estate License #7160307

Work 801-547-7134 | Mobile 801-547-7134

(801) 476-2800

Landon@YourUtahHomesPro.com

YourUtahHomesPro.com

Coldwell Banker Realty

1104 Country Hills Dr.

Suite 300

Ogden, UT 84403

Copyright 2026 Realtors Property Resource® LLC. All Rights Reserved.
Information is not guaranteed. Equal Housing Opportunity.

Heber City East , Utah

COLDWELL BANKER REALTY

Market Trends

Market Trends for Heber City East, Utah

Single Family Residence

September 2026

Market Type



Seller's Market | Balanced Market | **Buyer's Market**

Key Details

Months of Inventory	Sold to List Price %	Median Days in RPR	Median Sold Price
7.78	97.4%	62	$960,286
↓ 0.89% MoM	↓ 0.76% MoM	↑ 1.64% MoM	↑ 3.81% MoM

September 2026 Median Estimated Property Value

Single Family Residence

This graphic displays property estimates for a market area and a subject property, where one has been selected. Estimated property values are generated by a valuation model and are not formal appraisals.

Source: Public records, and MLS sources where licensed

Update Frequency: Monthly

Median Estimated Value	Last Month Change	12 Month Change
$807,030	-0.3%	-2.4%

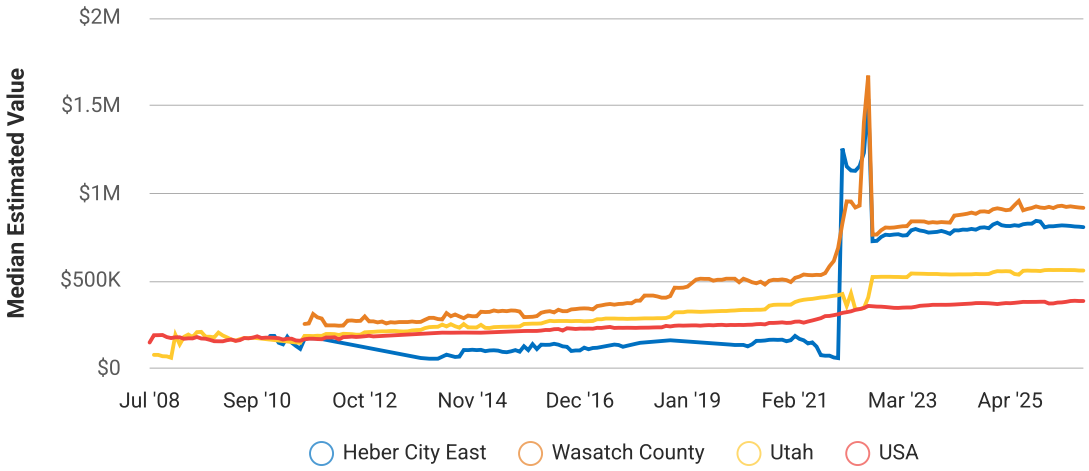

Copyright 2026 Realtors Property Resource® LLC. All Rights Reserved.
Information is not guaranteed. Equal Housing Opportunity.

Heber City East , Utah

September 2026 Active Listings

Heber City East, Utah

Single Family Residence

This graphic summarizes key statistics for properties that were in an active status on the last day of each month. RPR uses list date and a derived pending date to determine if the listing was active on the last day of the month. An end-of-month snapshot of active listings helps to understand inventory levels, price points and duration on the market.

Source: Listing sources

Update Frequency: Monthly

Median List Price - $1,499,000

↑ 7.5% Month over Month

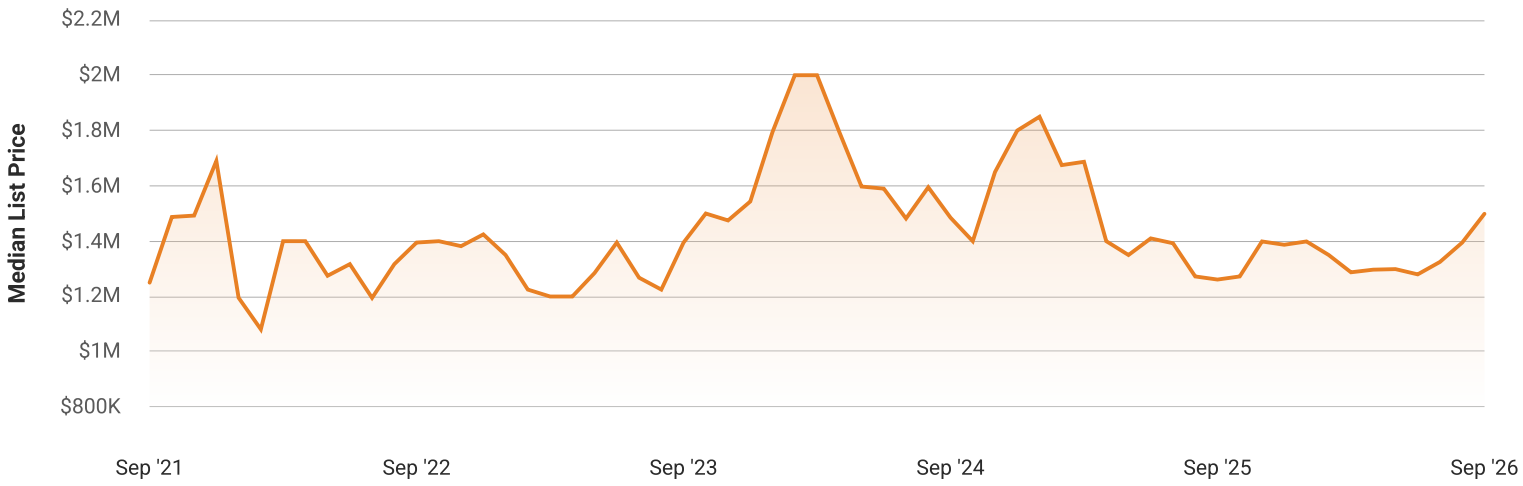

Copyright 2026 Realtors Property Resource® LLC. All Rights Reserved.
Information is not guaranteed. Equal Housing Opportunity.

Heber City East , Utah

September 2026 Pending Listings

Heber City East, Utah

Single Family Residence

This graphic summarizes key statistics for properties that were in a pending status on the last day of the month. RPR uses the list date, a derived pending date and a derived off-market status date to determine if the listing was in a pending status on the last day of the month. An end-of-month snapshot of pending listings helps to understand inventory that is waiting to close, price points and duration on the market.

Source: Listing sources

Update Frequency: Monthly

Median List Price - $1,850,000

↑ **19.4%** Month over Month

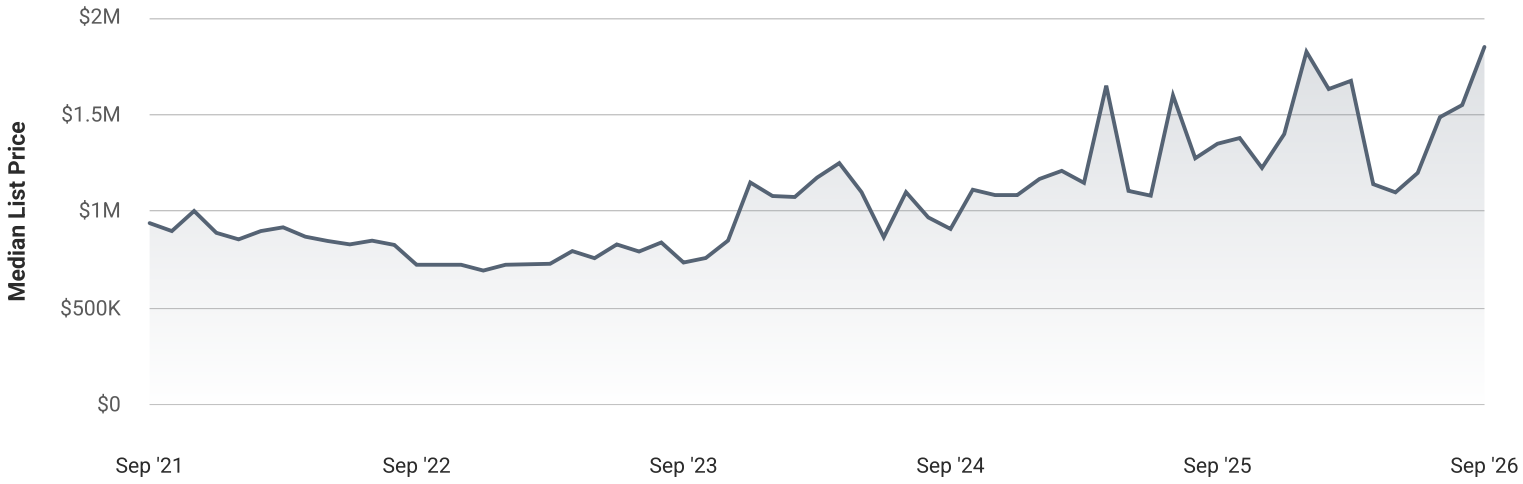

Copyright 2026 Realtors Property Resource® LLC. All Rights Reserved.
Information is not guaranteed. Equal Housing Opportunity.

Heber City East , Utah

September 2026 Sold Listings

Heber City East, Utah

Single Family Residence

This graphic summarizes key statistics for properties that sold each month. RPR uses a derived sold date to determine when a property moved into a sold status within the given month. These statistics are important for understanding the price points on sold properties as well as the difference between the list price and sold price, which reveals whether buyers are paying over or under the asking price.

Source: Listing sources

Update Frequency: Monthly

Median Sold Price - $960,286

↑ **3.8%** Month over Month

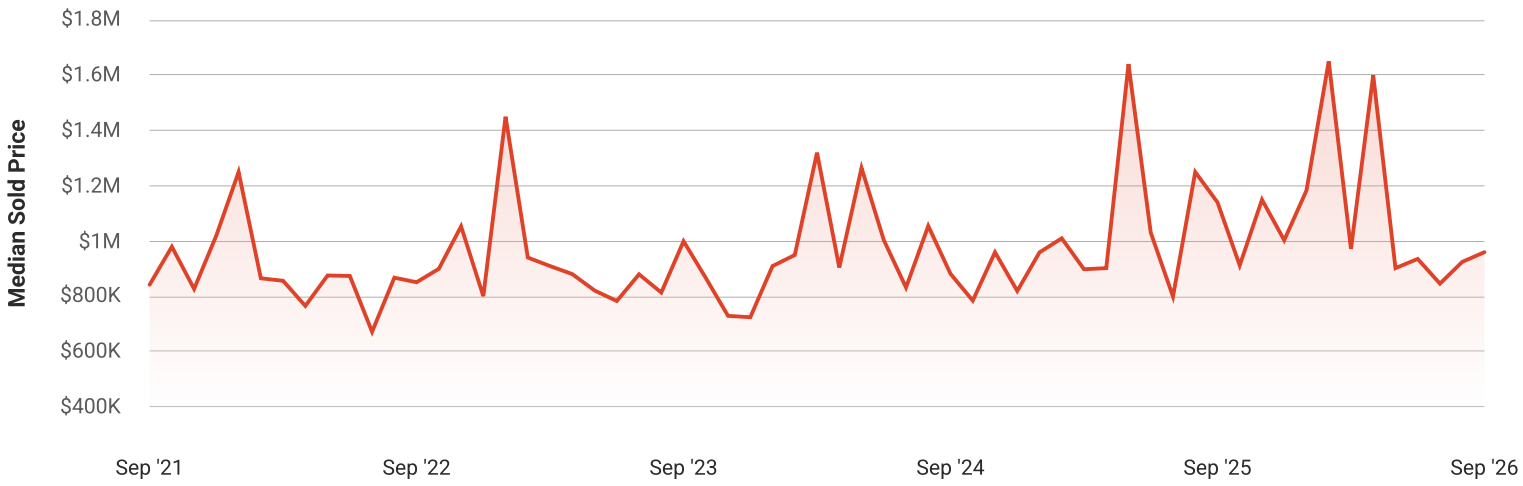

Copyright 2026 Realtors Property Resource® LLC. All Rights Reserved.
Information is not guaranteed. Equal Housing Opportunity.

Heber City East , Utah

COLDWELL BANKER REALTY

September 2026 Months Supply of Inv.

Heber City East, Utah

Single Family Residence

This graphic summarizes key statistics that describe the given month's inventory level and the percentage change in the last month and year. Months of inventory is the number of months it will take a market to absorb the inventory that's available at the end of the month, based on the number of properties that typically go into pending each month. RPR calculates months of inventory by dividing the count of listings that were active on the last day of the month by a rolling 12-month average of newly pending listings.

Source: Listing sources

Update Frequency: Monthly

Months Supply of Inv.	Last Month Change	12 Month Change
7.78	-0.9%	-2%

Total Sales and Active Listings in Heber City East, Utah

Single Family Residence

This graph compares the number of sales with the number of active listings in the local market.

Source: MLS data where licensed

Update Frequency: Monthly

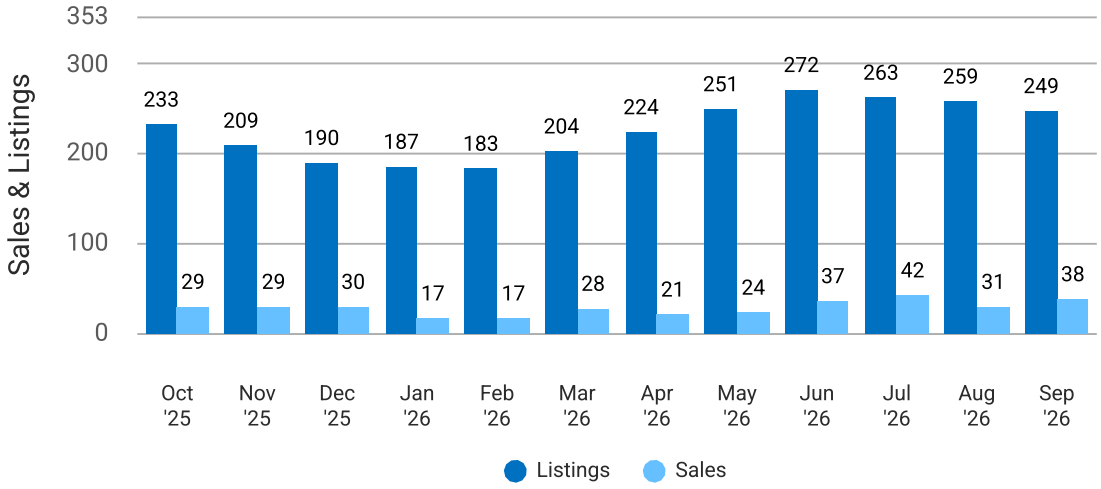

Copyright 2026 Realtors Property Resource® LLC. All Rights Reserved.
Information is not guaranteed. Equal Housing Opportunity.

Heber City East , Utah

COLDWELL BANKER REALTY

Median Sold Price vs Sold Listings in Heber City East, Utah

Single Family Residence

This chart compares the trend of median sold price and number of sold listings for the given location.

Source: Listing Data

Update Frequency: Monthly

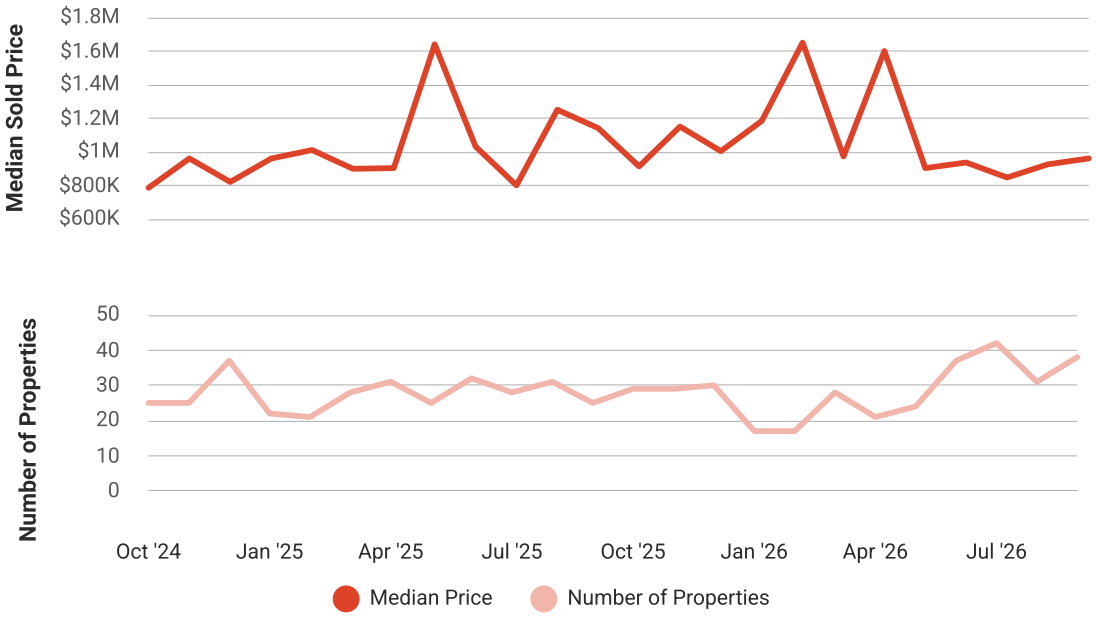

Median List Price vs Active Listings in Heber City East, Utah

Single Family Residence

This chart compares the trend of median list price and number of active properties for the given location.

Source: Listing Data

Update Frequency: Monthly

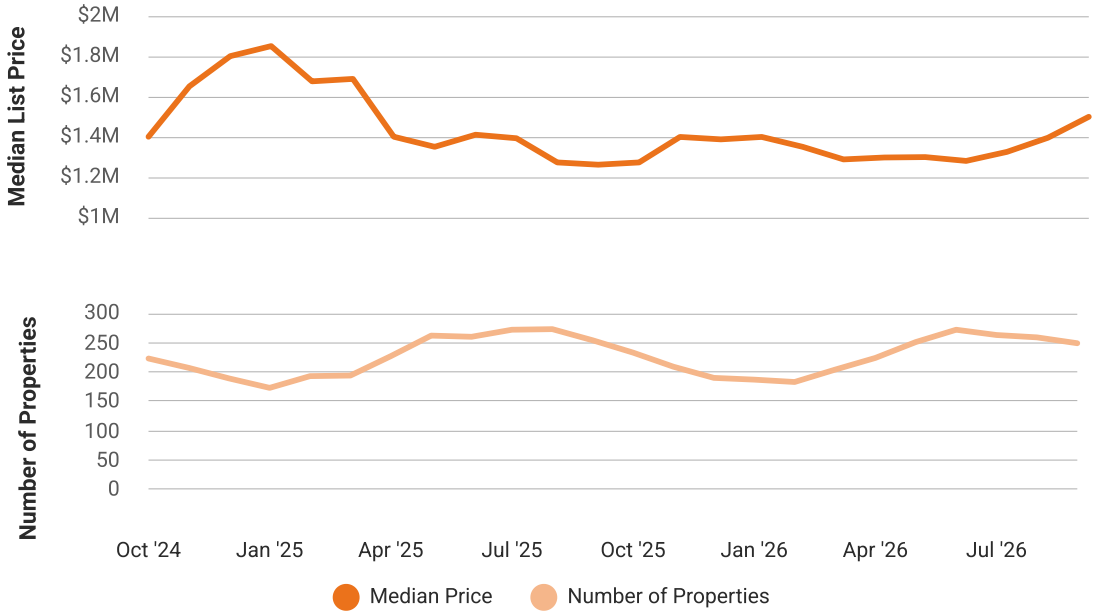

Copyright 2026 Realtors Property Resource® LLC. All Rights Reserved.
Information is not guaranteed. Equal Housing Opportunity.

Heber City East , Utah

Market Snapshot

Value and Price Changes

	Current	Last Month	Last 3 Months	Last 12 Months	Last 24 Months	Last 36 Months
Median Est. Property Value Last Updated: 9/30/2026	$807,030	$809,630 -0.32%	$813,790 -0.83%	$826,720 -2.38%	$804,000 +0.38%	$776,000 +4%
Median Sold Price Last Updated: 9/30/2026	$960,286	$925,000 +3.81%	$935,897 +2.61%	$1,140,534 -15.8%	$882,000 +8.88%	$999,900 -3.96%
Median List Price Last Updated: 9/30/2026	$1,499,000	$1,395,000 +7.46%	$1,280,000 +17.11%	$1,261,237 +18.85%	$1,485,000 +0.94%	$1,395,000 +7.46%

About this Data: Because some brokerages may choose not to include their MLS listing content within the RPR platform, the analysis contained in this report may not have been created using all the available listing data within this geographical market.
Median estimated property values are generated by a valuation model and are not formal appraisals. Valuations are based on public records and MLS data where licensed. The Metrics displayed here reflect **Residential Single Family properties** data.

Affiliated Services

Guaranteed Rate Affinity

https://www.grarate.com/
1104 Country Hills Drive
Suite 300
South Ogden, UT 84403

NOTE: This communication is provided to you for informational purposes only and should not be relied upon by you. The real estate firm identified in this report is not a mortgage lender. You should contact the identified mortgage company directly to learn more about its mortgage products and your eligibility for such products.

Copyright 2026 Realtors Property Resource® LLC. All Rights Reserved.
Information is not guaranteed. Equal Housing Opportunity.