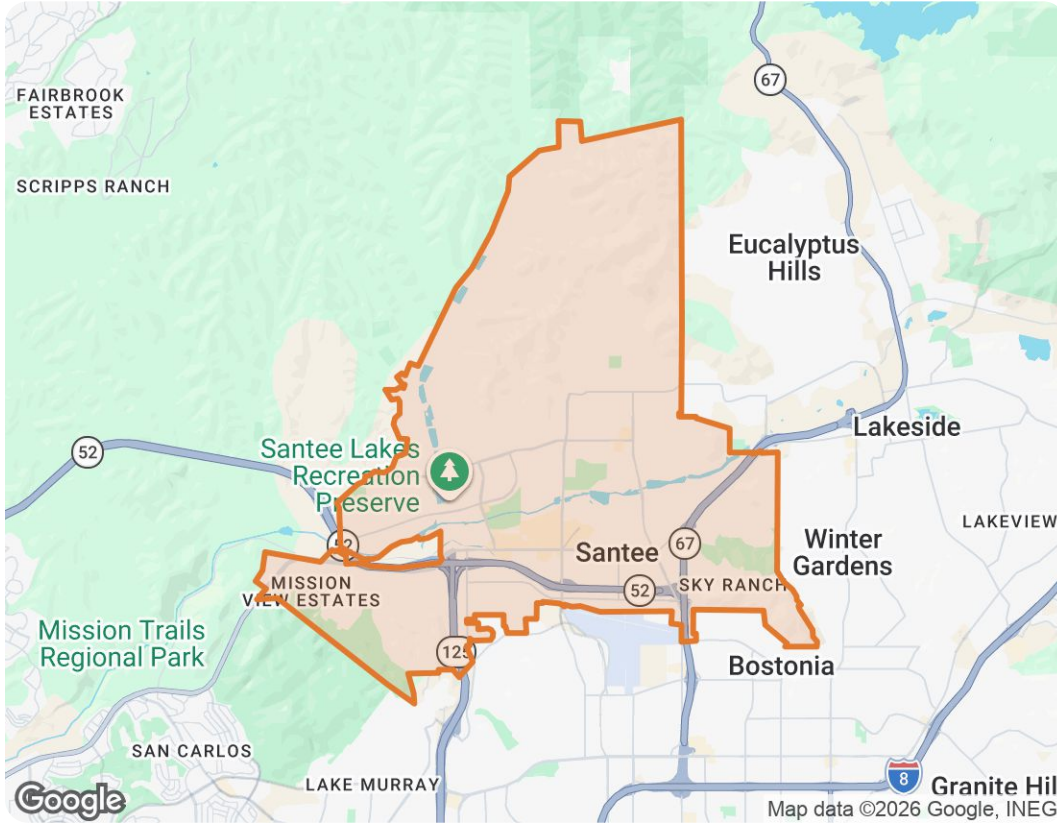


Santee, California



The biggest buyer rebates and lowest selling fees in real estate – without sacrificing full-service support, 7 days a week.

ShopProp Licensed CA, WA, HI, AZ, MI, TX, VA, CO

📞 Office (888) 821-0556

✉️ team@shopprop.com

🌐 www.shopprop.com



ShopProp Inc.



Santee, California

Market Trends

Market Trends for Santee, California

Single Family + Condo/Townhouse/Apt.

May 2026

Market Type

**Seller's
Market**

Balanced
Market

Buyer's
Market

Key Details

Months of Inventory 2.18 <small>↑ 26.01% MoM</small>	Sold to List Price % 100.3% <small>↓ 0.23% MoM</small>	Median Days in RPR 10 <small>↓ 28.57% MoM</small>	Median Sold Price \$684,500 <small>↓ 17.03% MoM</small>
---	---	--	--

May 2026 Median Estimated Property Value

Single Family + Condo/Townhouse/Apt.

This graphic displays property estimates for a market area and a subject property, where one has been selected. Estimated property values are generated by a valuation model and are not formal appraisals.

Source: Public records, and MLS sources where licensed

Update Frequency: Monthly

Median Estimated Value

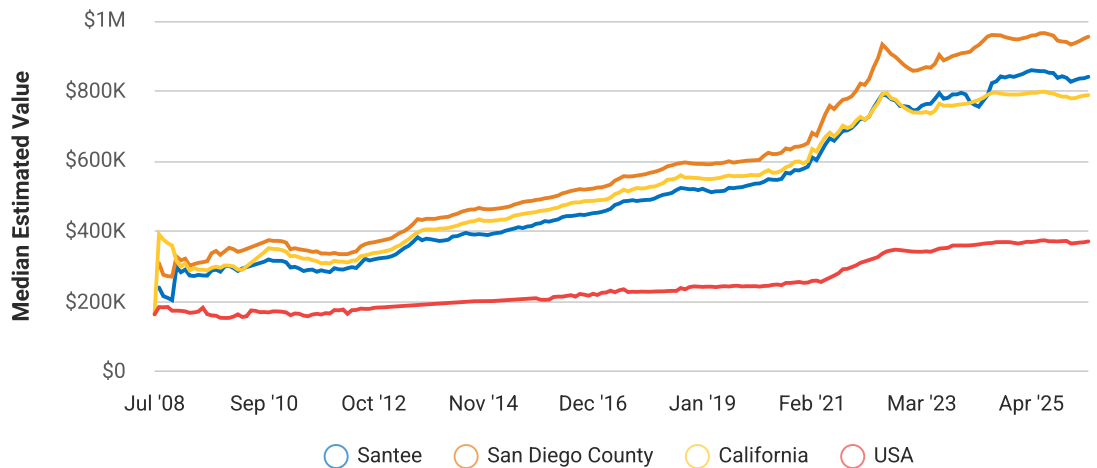
\$840,730

Last Month Change

+0.5%

12 Month Change

-2%



Santee, California

May 2026 Active Listings

Santee, California

Single Family + Condo/Townhouse/Apt.

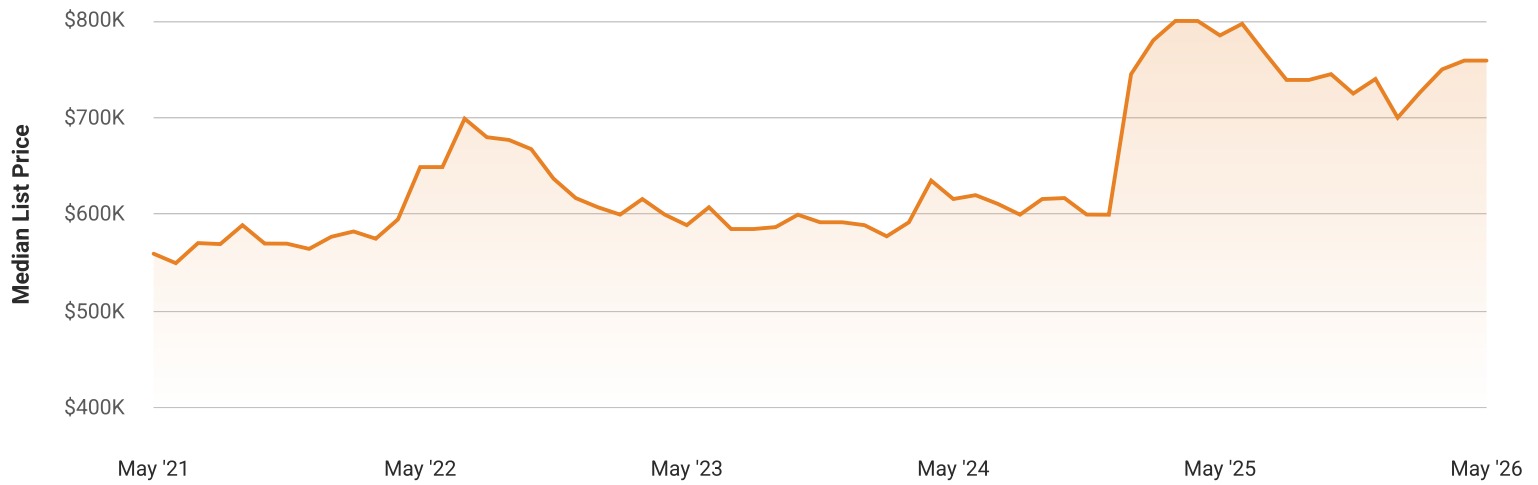
This graphic summarizes key statistics for properties that were in an active status on the last day of each month. RPR uses list date and a derived pending date to determine if the listing was active on the last day of the month. An end-of-month snapshot of active listings helps to understand inventory levels, price points and duration on the market.

Source: Listing sources

Update Frequency: Monthly

Median List Price - \$759,000

↑ 0% Month over Month



Santee, California

May 2026 Sold Listings

Santee, California

Single Family + Condo/Townhouse/Apt.

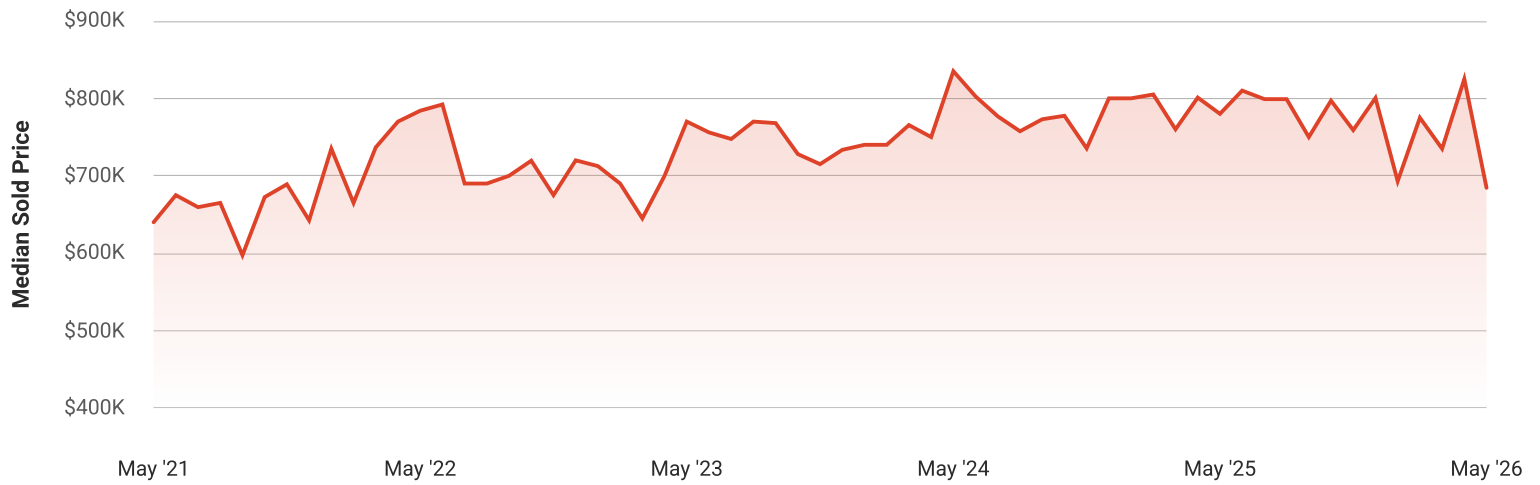
This graphic summarizes key statistics for properties that sold each month. RPR uses a derived sold date to determine when a property moved into a sold status within the given month. These statistics are important for understanding the price points on sold properties as well as the difference between the list price and sold price, which reveals whether buyers are paying over or under the asking price.

Source: Listing sources

Update Frequency: Monthly

Median Sold Price - \$684,500

↓ 17% Month over Month



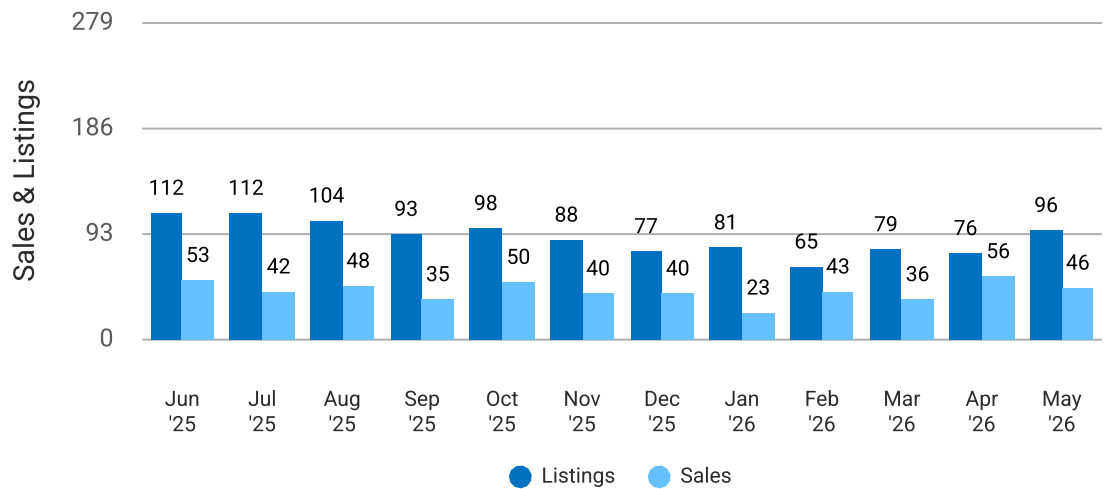
Total Sales and Active Listings in Santee, California

Single Family + Condo/Townhouse/Apt.

This graph compares the number of sales with the number of active listings in the local market.

Source: MLS data where licensed

Update Frequency: Monthly



Santee, California

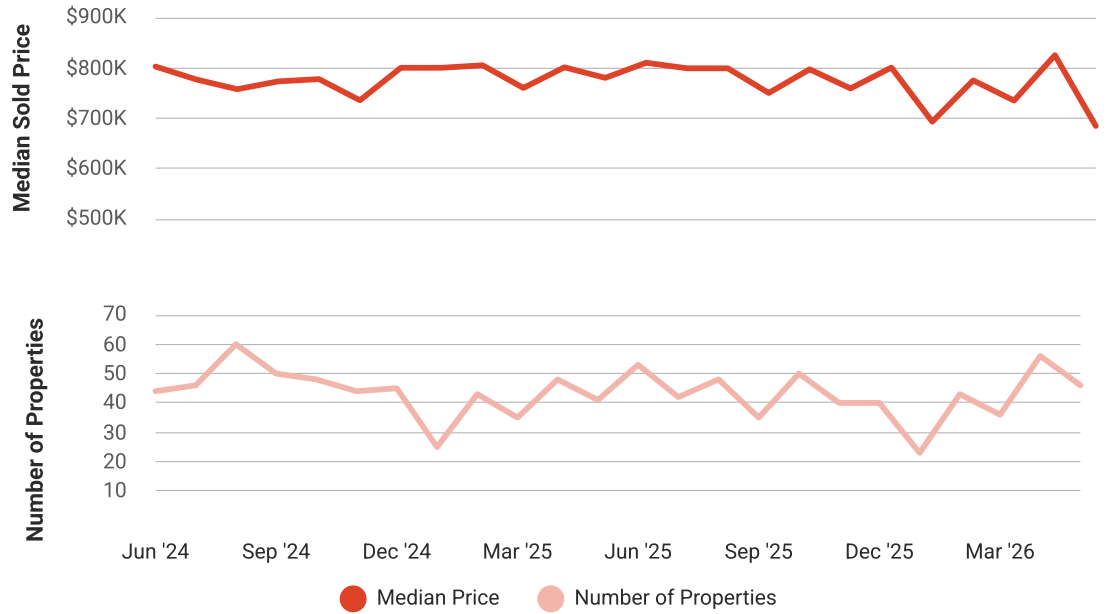
Median Sold Price vs Sold Listings in Santee, California

Single Family + Condo/Townhouse/Apt.

This chart compares the trend of median sold price and number of sold listings for the given location.

Source: Listing Data

Update Frequency: Monthly



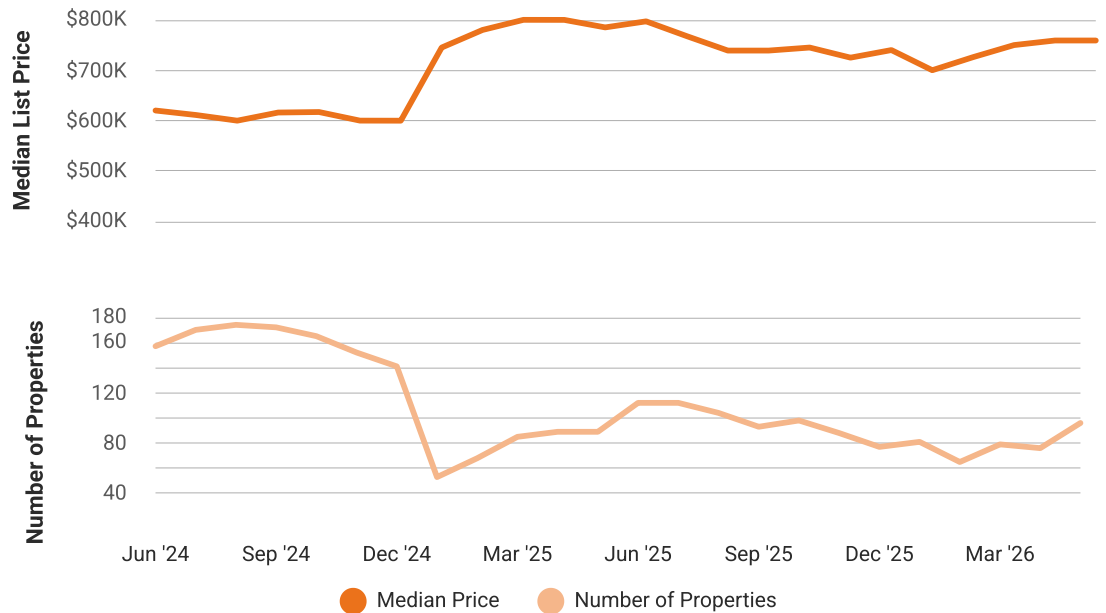
Median List Price vs Active Listings in Santee, California

Single Family + Condo/Townhouse/Apt.

This chart compares the trend of median list price and number of active properties for the given location.

Source: Listing Data

Update Frequency: Monthly



Market Snapshot

Value and Price Changes

	Current	Last Month	Last 3 Months	Last 12 Months	Last 24 Months	Last 36 Months
Median Est. Property Value Last Updated: 5/31/2026	\$840,730	\$836,600 +0.49%	\$831,630 +1.09%	\$858,030 -2.02%	\$772,030 +8.9%	\$763,680 +10.09%
Median Sold Price Last Updated: 5/31/2026	\$684,500	\$825,000 -17.03%	\$775,000 -11.68%	\$780,000 -12.24%	\$835,000 -18.02%	\$770,000 -11.1%
Median List Price Last Updated: 5/31/2026	\$759,000	\$758,995 0%	\$726,000 +4.55%	\$785,000 -3.31%	\$616,000 +23.21%	\$589,000 +28.86%

About this Data: Because some brokerages may choose not to include their MLS listing content within the RPR platform, the analysis contained in this report may not have been created using all the available listing data within this geographical market. Median estimated property values are generated by a valuation model and are not formal appraisals. Valuations are based on public records and MLS data where licensed. The Metrics displayed here reflect **All Residential Single Family, Condo, Townhouse and Apartment properties** data.

Market Activity

Market Activity Filters

Sort Order: Date

Maximum Properties Per Change Type: 10

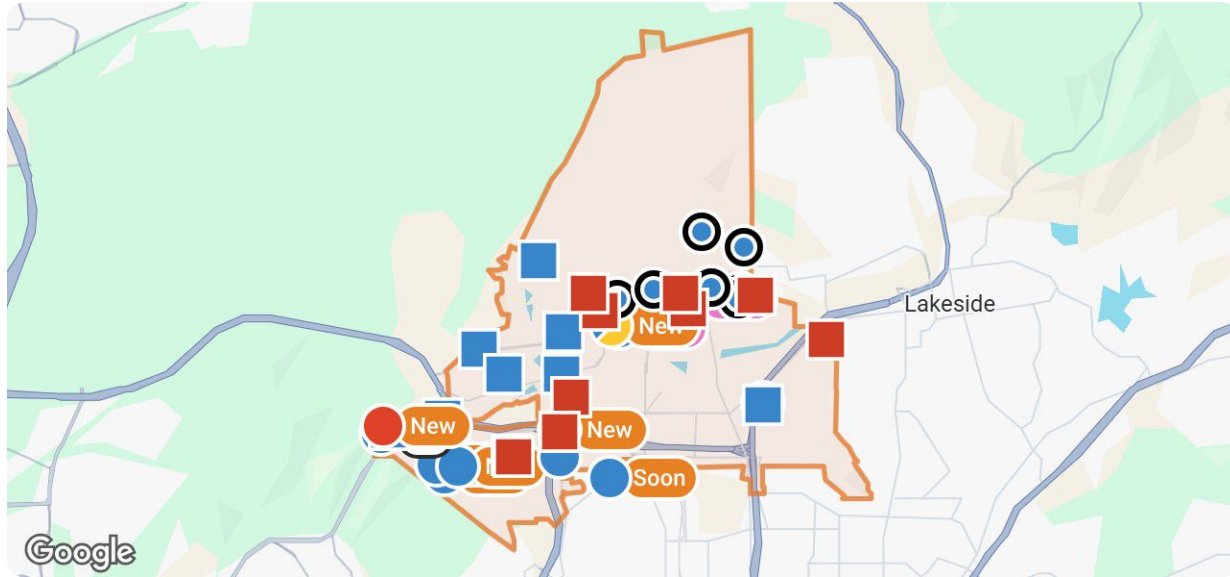
Change Types: New Listings, Pending, Closed, Distressed

Property Types: Single Family, Condo/Townhouse/Apt

Property Features: Sale Price: Any, Lease Price: Any, Beds: Any, Baths: Any, Living Area: Any, Lot Size (acre): Any, Year Built: Any

Summary

For Sale Activity in the Last 3 Months

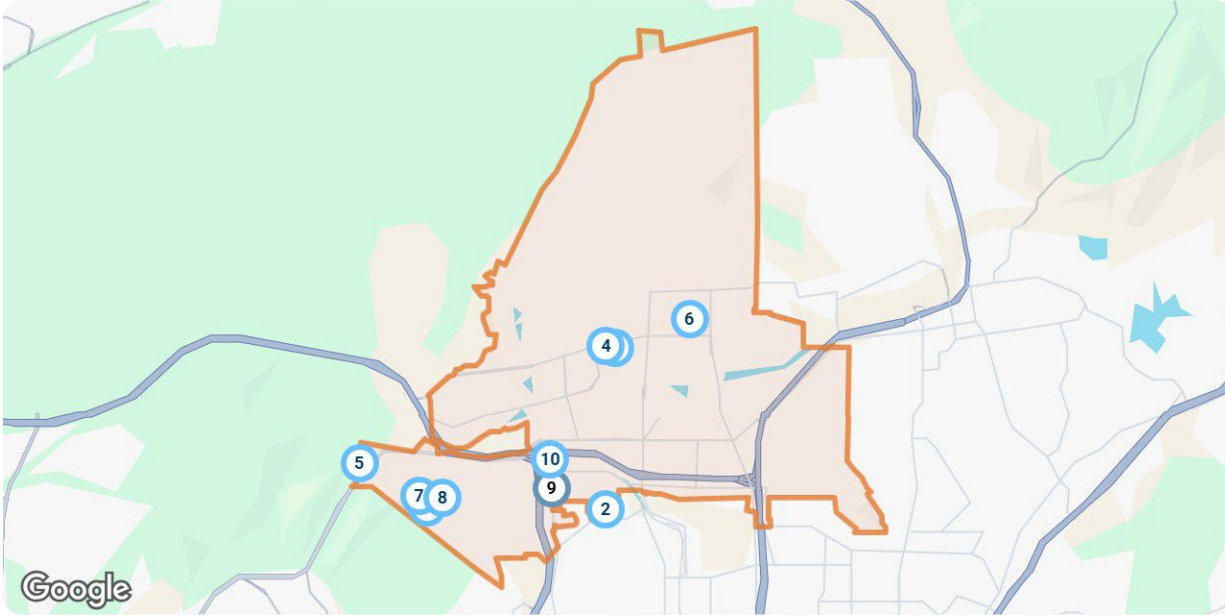


	New	Pending	Closed	Distressed
Number of Properties	10	10	10	10
Lowest Listing Price / Est.Value	\$379,000	\$600,000	\$520,000	\$487,780
Median Listing Price / Est.Value	\$774,950	\$764,495	\$777,000	\$835,480
Highest Listing Price / Est.Value	\$1,050,000	\$915,000	\$1,050,000	\$1,167,630
Average Price / sqft	\$555	\$504	\$519	\$546
Median Price / sqft	\$508	\$509	\$517	\$525
Average Days in RPR	-9	29	27	29
Median Days in RPR	4	28	21	29
Total Volume	\$7,393,898	\$7,581,389	\$7,634,000	\$7,977,189
Source	Listings	Listings	Public Records & Listings	Public Records & Listings

Market Activity Breakdown

New

Source: Listings



Legend

- Active For Sale
- Active Under Contract

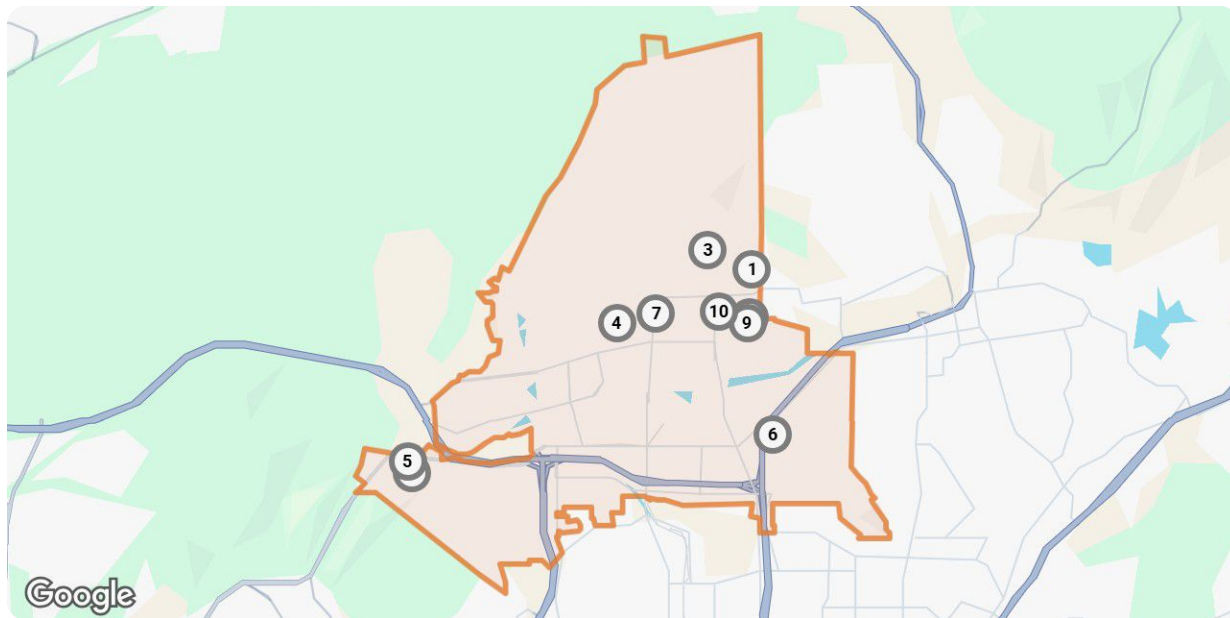
New: 10 properties		Property Type	Beds / Baths	Living Area (sq ft)	Lot Size	Year Built	List Date / Days in RPR	List Price / \$ Per Sq Ft
1	 <p>8009 Shantung Dr Santee, CA 92071 MLS ID: 11672616 ● Active / For Sale</p> <p><small>Listing Courtesy of eXp of Greater Los Angeles, Inc</small></p>	Single Family	4/2	1,800	7,000 sqft	1965	9/30/2026 -113 days	\$899,999 \$500/sq ft
2	 <p>7887 Rancho Fanita Dr, Apt B Santee, CA 92071 MLS ID: PTP2604378 ● Active / For Sale</p> <p><small>Listing Courtesy of WHITE WATER REAL ESTATE GROUP</small></p>	Condo/Townhouse/Apt.	3/2	1,344	5.57 acres	1974	6/22/2026 -13 days	\$629,000 \$468/sq ft
3	 <p>9460 Slope St Santee, CA 92071 MLS ID: PTP2604232 ● Active / For Sale</p> <p><small>Listing Courtesy of HERITAGE RE DAVID WAITLEY CO B</small></p>	Single Family	3/2	1,757	6,098 sqft	2006	6/20/2026 -11 days	\$1,050,000 \$598/sq ft
4	 <p>9644 E Hartland Cir Santee, CA 92071 MLS ID: NDP2605411 ● Active / For Sale</p> <p><small>Listing Courtesy of COMPASS</small></p>	Single Family	3/2	1,017	0.26 acres	1960	6/5/2026 4 days	\$819,999 \$806/sq ft
5	 <p>9565 Mast Blvd Santee, CA 92071 MLS ID: PTP2604350 ● Active / For Sale and For Lease</p> <p><small>Listing Courtesy of COLDWELL BANKER WEST</small></p>	Single Family	3/2	1,092	7,000 sqft	1959	6/5/2026 4 days	\$600,000 \$549/sq ft



New: 10 properties		Property Type	Beds / Baths	Living Area (sq ft)	Lot Size	Year Built	List Date / Days in RPR	List Price / \$ Per Sq Ft
6	 7390 Mission Trails Dr, Unit 94 Santee, CA 92071 MLS ID: 260013693 ● Active / For Sale <i>Listing Courtesy of Exp Realty Of California, Inc.</i>	Condo/Townhouse/Apt.	3/3	1,159	3 sqft	1987	6/5/2026 4 days	\$590,000 \$509/sq ft
7	 10132 Peaceful Ct Santee, CA 92071 MLS ID: PTP2604327 ● Active / For Sale <i>Listing Courtesy of REALTY ONE GROUP PACIFIC</i>	Condo/Townhouse/Apt.	2/1	896	3.98 acres	1974	6/5/2026 4 days	\$379,000 \$423/sq ft
8	 7907 Poplin Dr Santee, CA 92071 MLS ID: 260013658 ● Active / For Sale <i>Listing Courtesy of Compass</i>	Single Family	4/3	1,800	7,700 sqft	1961	6/5/2026 4 days	\$876,000 \$487/sq ft
9	 8067 Rancho Fanita Dr Santee, CA 92071 MLS ID: 260013721 ● Active / For Sale <i>Listing Courtesy of Compass</i>	Single Family	3/2	1,140	0.28 acres	1960	6/5/2026 4 days	\$799,900 \$702/sq ft
10	 8602 Fanita Dr Santee, CA 92071 MLS ID: PW26110111 ● Active Under Contract / For Sale <i>Listing Courtesy of TRIUMPH REAL ESTATE SOLUTIONS</i>	Single Family	3/3	1,478	6,098 sqft	1971	5/20/2026 20 days	\$750,000 \$507/sq ft











Pending

Source: Listings



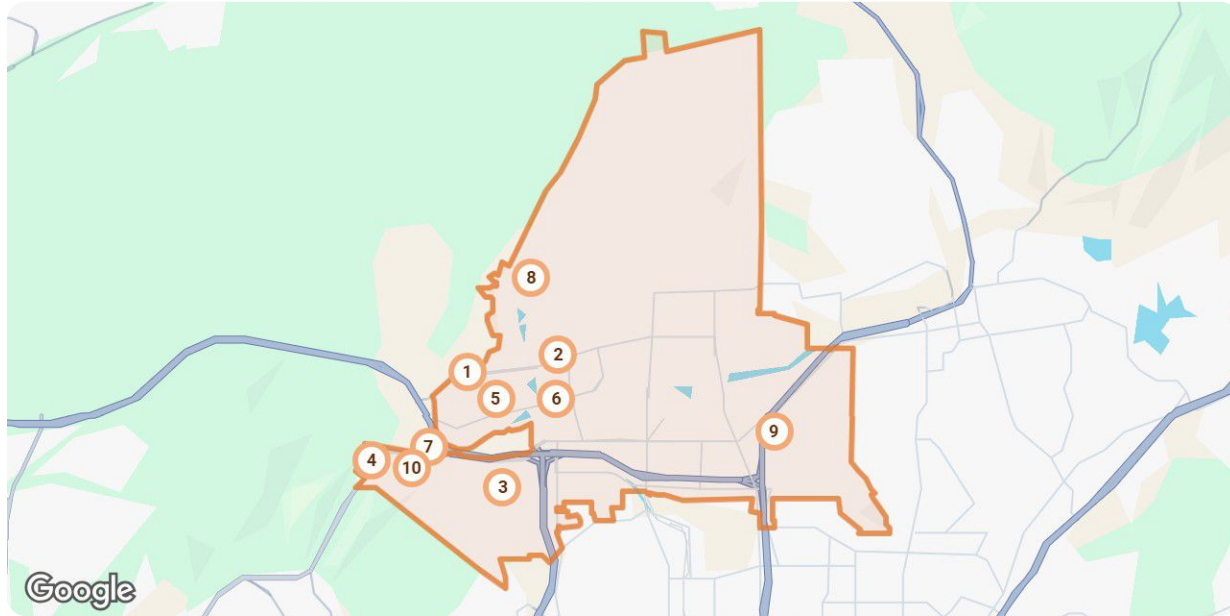
Legend

● Pending

Pending: 10 properties		Property Type	Beds / Baths	Living Area (sq ft)	Lot Size / Year Built	List Date	List Price / \$ Per Sq Ft	Pending Date / Days in RPR
1	 <p>9218 Ellenbee Rd Santee, CA 92071 MLS ID: 260013145 Pending / For Sale</p> <p><i>Listing Courtesy of Compass</i></p>	Single Family	3/2	1,645	6,969 sqft 1960	5/29/2026	\$600,000 \$365/sq ft	6/7/2026 9 days
2	 <p>10828 Len St Santee, CA 92071 MLS ID: 260009365 Pending / For Sale</p> <p><i>Listing Courtesy of 1st Class Real Estate Sd</i></p>	Single Family	3/2	1,229	9,400 sqft 1974	4/20/2026	\$809,000 \$658/sq ft	6/5/2026 46 days
3	 <p>7835 Cypress Dr Santee, CA 92071 MLS ID: 260005827 Pending / For Sale</p> <p><i>Listing Courtesy of The Cove Realty Group</i></p>	Condo/Townhouse/Apt.	3/3	1,746	- 2025	3/12/2026	\$758,990 \$435/sq ft	6/4/2026 84 days
4	 <p>10596 Kerrigan Ct Santee, CA 92071 MLS ID: 260009757 Pending / For Sale</p> <p><i>Listing Courtesy of United Real Estate San Diego</i></p>	Condo/Townhouse/Apt.	4/2	1,391	1,306 sqft 1974	4/23/2026	\$649,000 \$467/sq ft	6/4/2026 42 days
5	 <p>9644 Cecilwood Dr Santee, CA 92071 MLS ID: 260013202 Pending / For Sale</p> <p><i>Listing Courtesy of Compass</i></p>	Single Family	4/2	1,720	0.35 acres 1971	6/1/2026	\$915,000 \$532/sq ft	6/3/2026 2 days
6	 <p>9468 Doheny Rd Santee, CA 92071 MLS ID: PTP2603059 Pending / For Sale</p> <p><i>Listing Courtesy of COLDWELL BANKER WEST</i></p>	Single Family	3/1	1,444	6,969 sqft 1960	4/23/2026	\$770,000 \$533/sq ft	6/3/2026 41 days
7	 <p>1501 Mirabelle Ln Santee, CA 92071 MLS ID: PTP2604182 Pending / For Sale</p> <p><i>Listing Courtesy of COLDWELL BANKER WEST</i></p>	Condo/Townhouse/Apt.	3/4	1,390	1.3 acres 2008	6/1/2026	\$674,900 \$486/sq ft	6/3/2026 2 days
8	 <p>1015 Iron Wheel St Santee, CA 92071 MLS ID: 260009106 Pending / For Sale</p> <p><i>Listing Courtesy of Compass</i></p>	Condo/Townhouse/Apt.	3/3	1,795	9.51 acres 2008	4/16/2026	\$709,500 \$395/sq ft	6/2/2026 47 days
9	 <p>10011 Via Leslie Santee, CA 92071 MLS ID: SW26116648 Pending / For Sale</p> <p><i>Listing Courtesy of HOMESMART REALTY WEST</i></p>	Single Family	4/2	1,608	6,098 sqft 1972	5/29/2026	\$895,000 \$557/sq ft	6/2/2026 4 days
10	 <p>10738 2nd St Santee, CA 92071 MLS ID: 260012119 Pending / For Sale</p> <p><i>Listing Courtesy of Roa California Inc</i></p>	Single Family	3/2	1,302	7,448 sqft 1977	5/18/2026	\$799,999 \$614/sq ft	6/1/2026 14 days

Closed

Source: Public Records and Listings



Legend

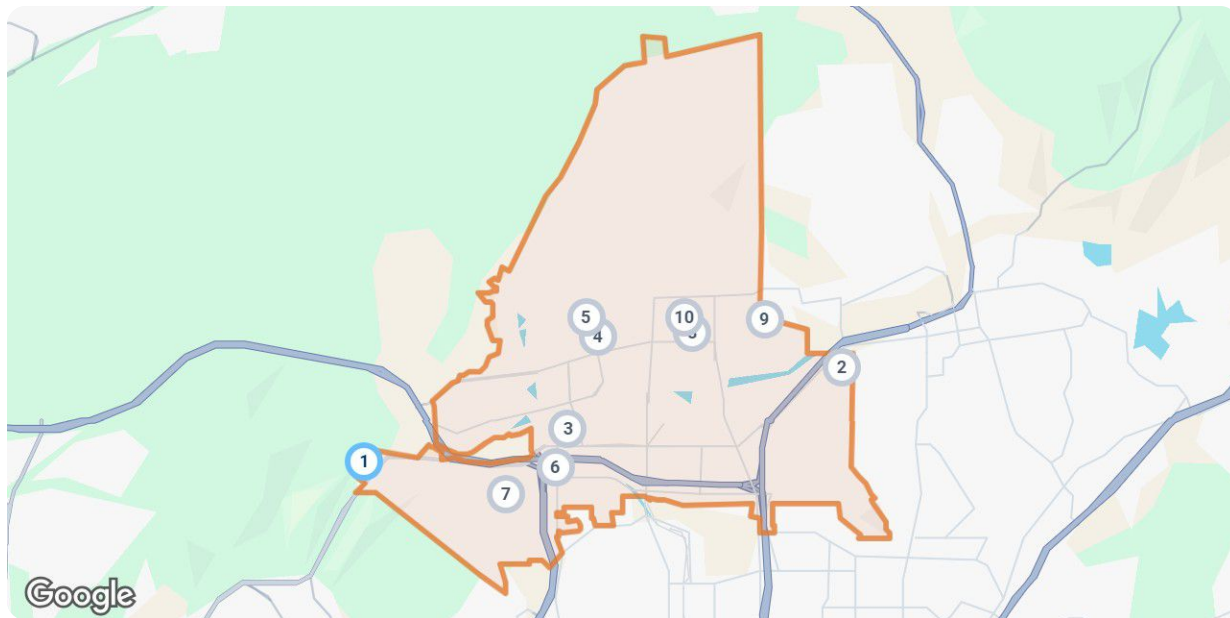
● Closed

Closed: 10 properties		Property Type	Beds / Baths	Living Area (sq ft)	Lot Size / Year Built	Closed Date / Days in RPR	Closed Price / \$ Per Sq Ft	List to Sold Price %
1	 <p>10131 Carreta Dr Santee, CA 92071 MLS ID: 260006755 ■ Closed / For Sale <i>Courtesy of Team Metro</i></p>	Single Family	3/2	1,455	6,534 sqft 1970	6/5/2026 53 days	\$800,000 \$550/sq ft	↑ 6.67%
2	 <p>8605 Chaparral Way Santee, CA 92071 MLS ID: 260010846 ■ Closed / For Sale <i>Courtesy of Douglas Elliman Of California, Inc.</i></p>	Single Family	4/3	2,014	– 2018	6/5/2026 7 days	\$1,050,000 \$521/sq ft	↑ 5.11%
3	 <p>9629 Derald Rd Santee, CA 92071 MLS ID: 260008914 ■ Closed / For Sale <i>Courtesy of San Diego Properties</i></p>	Single Family	5/4	2,193	6,534 sqft 1980	6/4/2026 36 days	\$935,000 \$426/sq ft	↓ 1.06%
4	 <p>8589 Dortha Ct Santee, CA 92071 MLS ID: 260004771 ■ Closed / For Sale <i>Courtesy of Ana Marina Rios, Broker</i></p>	Condo/Townhouse/Apt.	3/2	1,370	5,686 sqft 1985	6/4/2026 66 days	\$779,000 \$569/sq ft	↓ 1.27%
5	 <p>8630 Mission San Carlos Dr, Un Santee, CA 92071 MLS ID: 260009118 ■ Closed / For Sale <i>Courtesy of Exp Realty Of California, Inc.</i></p>	Condo/Townhouse/Apt.	2/2	1,233	2.79 acres 1986	6/4/2026 39 days	\$585,000 \$474/sq ft	–

Closed: 10 properties		Property Type	Beds / Baths	Living Area (sq ft)	Lot Size / Year Built	Closed Date / Days in RPR	Closed Price / \$ Per Sq Ft	List to Sold Price %
6	 <p>8657 Rumson Dr Santee, CA 92071 MLS ID: IV26083298 Closed / For Sale</p> <p><i>Courtesy of NATIONAL REALTY GROUP</i></p>	Single Family	2/2	1,075	10,201 sqft 1972	6/4/2026 15 days	\$775,000 \$721/sq ft	↓ 0.63%
7	 <p>9302 E Heaney Cir Santee, CA 92071 MLS ID: PTP2602855 Closed / For Sale</p> <p><i>Courtesy of COLDWELL BANKER WEST</i></p>	Condo/Townhouse/Apt.	2/2	1,170	1.63 acres 1981	6/3/2026 27 days	\$520,000 \$444/sq ft	↓ 0.95%
8	 <p>36 Via Sovana Santee, CA 92071 MLS ID: NDP2603791 Closed / For Sale</p> <p><i>Courtesy of LPT REALTY</i></p>	Condo/Townhouse/Apt.	2/2	1,015	8.08 acres 2007	6/3/2026 11 days	\$545,000 \$537/sq ft	↓ 0.73%
9	 <p>9214 Fenway Rd Santee, CA 92071 MLS ID: PTP2603200 Closed / For Sale</p> <p><i>Courtesy of KELLER WILLIAMS REALTY</i></p>	Single Family	4/3	1,876	7,801 sqft 1960	6/2/2026 12 days	\$960,000 \$512/sq ft	↑ 1.06%
10	 <p>1021 Iron Wheel St Santee, CA 92071 MLS ID: 260011530 Closed / For Sale</p> <p><i>Courtesy of Douglas Elliman Of California, Inc.</i></p>	Condo/Townhouse/Apt.	3/3	1,585	9.51 acres 2008	6/2/2026 5 days	\$685,000 \$432/sq ft	↓ 2.13%

Distressed





















Source: Public Records and Listings



Legend

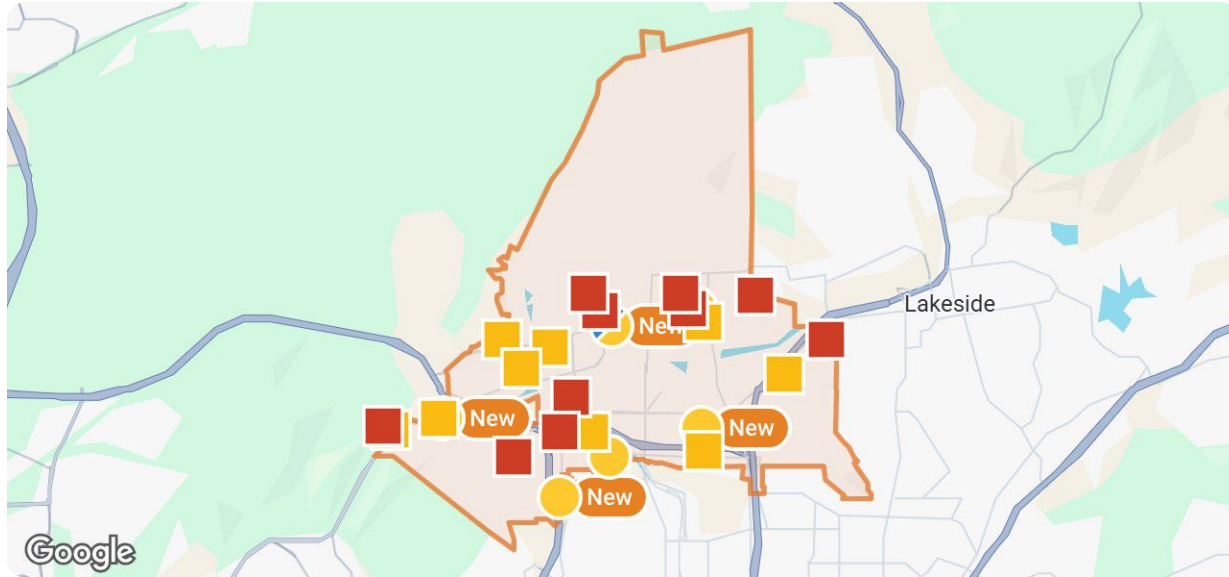
- Active For Sale
- Off Market, Hold, Withdrawn, Expired, or Canceled



Distressed: 10 properties		Property Type	Beds / Baths	Living Area (sq ft)	Lot Size / Year Built	List Date / Days in RPR	List Price / \$ Per Sq Ft	Distressed Date / Type
	 <p>8710 Wahl St Santee, CA 92071 MLS ID: PW26102663 ● Active / For Sale</p> <p><i>Listing Courtesy of HOME SAVER REALTY</i></p>	Condo/Townhouse/Apt.	3/1	916	1,402 sqft / 1972	5/11/2026 / 29 days	\$499,999 / \$546/sq ft	4/8/2026 / Notice Of Default
	 <p>11623 Woodside Ter Santee, CA 92071 ■ Off Market / Public Record</p>	Single Family	5/3	2,705	0.29 acres / 2021	- / - days	- / \$432/sq ft	4/9/2026 / Notice of Default
	 <p>9156 Willowgrove Ave Santee, CA 92071 ■ Off Market / Public Record</p>	Single Family	4/2	1,959	7,800 sqft / 1976	- / - days	- / \$488/sq ft	5/14/2026 / Notice of Foreclosure Sale
	 <p>9518 Cecilwood Dr Santee, CA 92071 ■ Off Market / Public Record</p>	Single Family	4/2	1,248	9,400 sqft / 1970	- / - days	- / \$693/sq ft	4/10/2026 / Notice of Default
	 <p>9450 Hornbuckle Dr Santee, CA 92071 ■ Off Market / Public Record</p>	Single Family	3/2	1,407	8,000 sqft / 1973	- / - days	- / \$593/sq ft	5/20/2026 / Notice of Default
	 <p>8769 Glen Vista Way Santee, CA 92071 ■ Off Market / Public Record</p>	Single Family	4/3	1,786	4,436 sqft / 2008	- / - days	- / \$504/sq ft	4/6/2026 / Notice of Default
	 <p>9877 Caspi Gardens Dr, Unit 7 Santee, CA 92071 ■ Off Market / Public Record</p>	Condo/Townhouse/Apt.	3/2	1,120	4.75 acres / 1986	- / - days	- / \$436/sq ft	3/23/2026 / Notice of Rescission
	 <p>10921 2nd St Santee, CA 92071 ■ Off Market / Public Record</p>	Single Family	4/2	1,316	6,400 sqft / 1972	- / - days	- / \$636/sq ft	4/14/2026 / Notice of Default
	 <p>10069 Beck Dr Santee, CA 92071 ■ Off Market / Public Record</p>	Single Family	3/2	1,259	7,100 sqft / 1974	- / - days	- / \$640/sq ft	4/1/2026 / Notice of Foreclosure Sale
	 <p>9428 Medina Dr Santee, CA 92071 ■ Off Market / Public Record</p>	Single Family	3/2	1,274	6,700 sqft / 1972	- / - days	- / \$490/sq ft	3/16/2026 / Notice of Default

Summary

For Lease Activity in the Last 3 Months

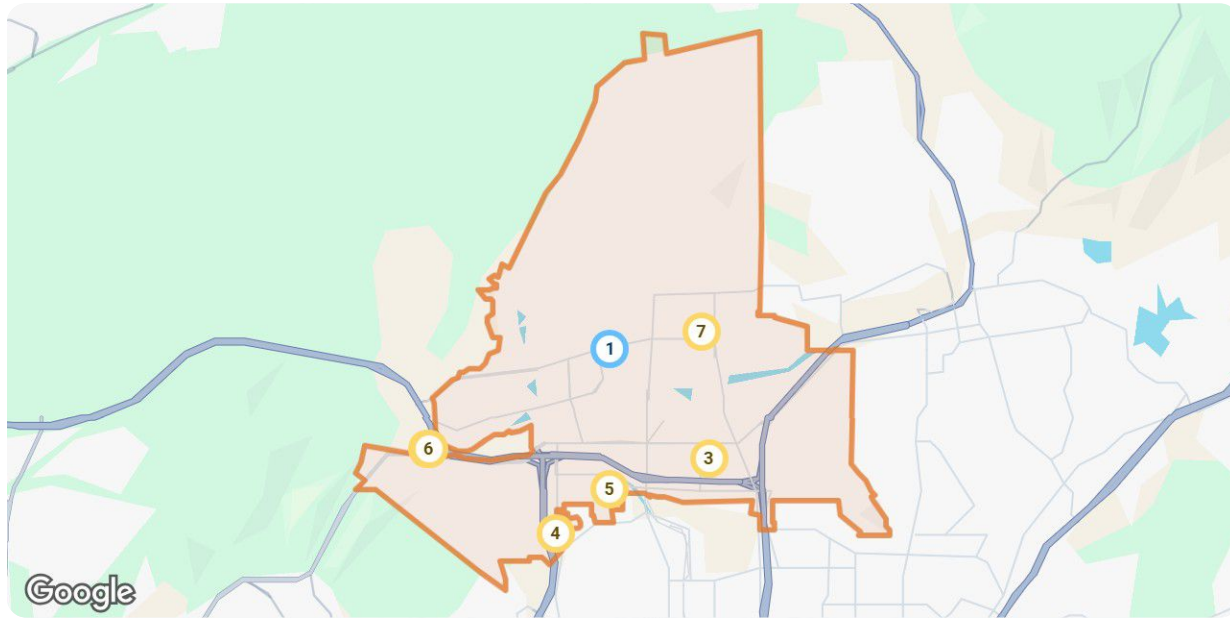


	New	Closed	Distressed
Number of Properties	8	9	10
Lowest Listing Price / Est.Value	\$2,595	\$3,175	\$487,780
Median Listing Price / Est.Value	\$3,525	\$3,595	\$835,480
Highest Listing Price / Est.Value	\$600,000	\$5,100	\$1,167,630
Average Price / sqft	\$71	\$3	\$546
Median Price / sqft	\$3	\$3	\$528
Average Days in RPR	26	26	-
Median Days in RPR	7	13	-
Total Volume	\$623,239	\$35,240	\$7,983,150
Source	Listings	Public Records & Listings	Public Records & Listings

Market Activity Breakdown

New

Source: Listings



Legend

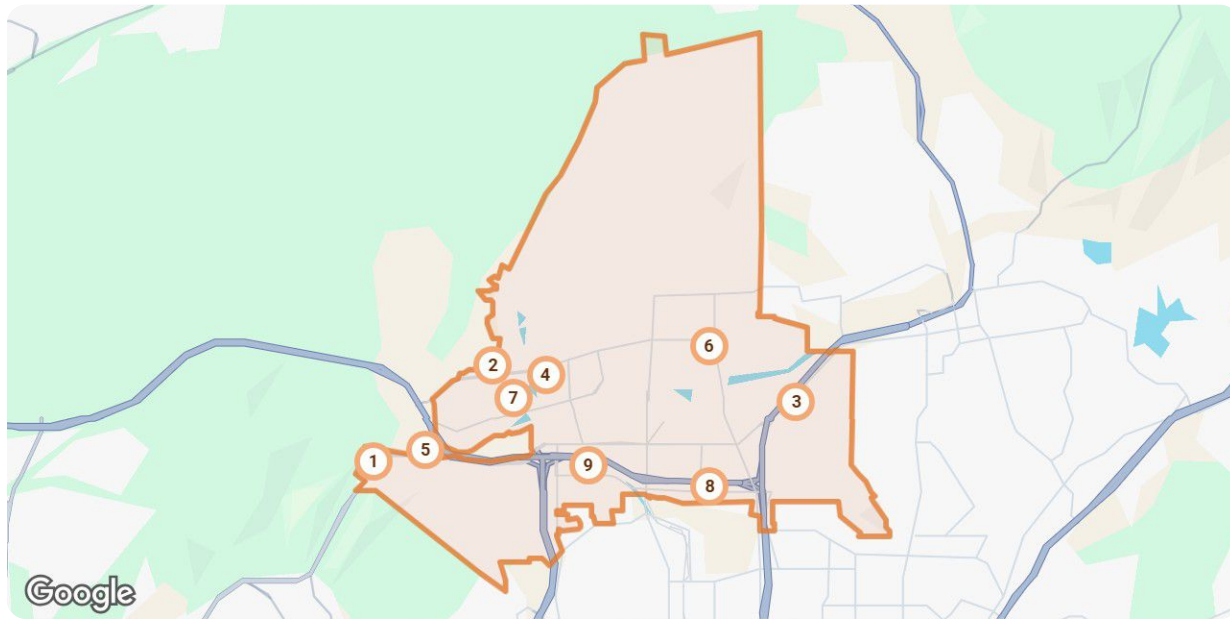
- Active For Sale
- Active For Lease

New: 8 properties		Property Type	Beds / Baths	Living Area (sq ft)	Lot Size	Year Built	List Date / Days in RPR	List Price / \$ Per Sq Ft
1	 <p>10135 Peaceful Ct Santee, CA 92071 MLS ID: 260013852</p> <p>● Active / For Lease</p> <p><i>Courtesy of Lpt Realty,inc</i></p>	Condo/Townhouse/Apt.	2/1	896	4.23 acres	1974	6/8/2026 1 day	\$2,595 mo. \$3/sq ft
2	 <p>9565 Mast Blvd Santee, CA 92071 MLS ID: PTP2604350</p> <p>● Active / For Sale and For Lease</p> <p><i>Listing Courtesy of COLDWELL BANKER WEST</i></p>	Single Family	3/2	1,092	7,000 sqft	1959	6/5/2026 4 days	\$600,000 \$549/sq ft
3	 <p>177 Via Montisi Santee, CA 92071 MLS ID: PTP2604305</p> <p>● Active / For Lease</p> <p><i>Courtesy of BRADFORD MANAGEMENT</i></p>	Condo/Townhouse/Apt.	2/3	1,239	8.06 acres	2006	6/4/2026 5 days	\$3,450 mo. \$3/sq ft
4	 <p>10343 Lunar Ln Santee, CA 92071 MLS ID: 260013447</p> <p>● Active / For Lease</p> <p><i>Courtesy of Compass</i></p>	Single Family	3/2	1,200	8,147 sqft	1972	6/3/2026 6 days	\$3,600 mo. \$3/sq ft
5	 <p>8009 Calle Fanita Santee, CA 92071 MLS ID: 260013431</p> <p>● Active / For Lease</p> <p><i>Courtesy of Hunter & Maddox Intl. Inc.</i></p>	Condo/Townhouse/Apt.	2/2	1,024	2.67 acres	1974	6/2/2026 7 days	\$2,995 mo. \$3/sq ft


New: 8 properties		Property Type	Beds / Baths	Living Area (sq ft)	Lot Size	Year Built	List Date / Days in RPR	List Price / \$ Per Sq Ft
	 <p>8621 Willow Ter Santee, CA 92071 MLS ID: NDP2604246 ● Active / For Lease</p> <p><i>Courtesy of GREEN TEAM REALTY</i></p>	Single Family	3/2	1,457	1,454 sqft	1964	5/2/2026 38 days	\$3,600 mo. \$2/sq ft
	 <p>69 Via Sovana Santee, CA 92071 MLS ID: NDP2603326 ● Active / For Lease</p> <p><i>Courtesy of SHEILA BENNETT, BROKER</i></p>	Condo/Townhouse/Apt.	3/3	1,342	8.08 acres	2007	4/8/2026 62 days	\$3,600 mo. \$3/sq ft
	 <p>9856 Shirley Gardens Dr, Unit 5 Santee, CA 92071 MLS ID: PTP2602030 ● Active / For Lease</p> <p><i>Courtesy of THE REAL ESTATE AGENCY</i></p>	Condo/Townhouse/Apt.	3/2	1,120	2.88 acres	1986	3/17/2026 84 days	\$3,399 mo. \$3/sq ft

Closed

Source: Public Records and Listings



Legend

 Closed

Closed: 9 properties		Property Type	Beds / Baths	Living Area (sq ft)	Lot Size / Year Built	Closed Date / Days in RPR	Closed Price / \$ Per Sq Ft	List to Sold Price %
	 <p>8640 Mission San Carlos Dr, Un Santee, CA 92071 MLS ID: 260010602 ● Closed / For Lease</p> <p><i>Courtesy of 360 Residential</i></p>	Condo/Townhouse/Apt.	2/3	1,324	2.79 acres 1986	5/11/2026 9 days	- \$3/sq ft	-
	 <p>8515 Goldfield St Santee, CA 92071 MLS ID: 260009315 ● Closed / For Lease</p> <p><i>Courtesy of Sunrise Investment International</i></p>	Single Family	4/3	2,148	- 2019	5/4/2026 15 days	- \$2/sq ft	-

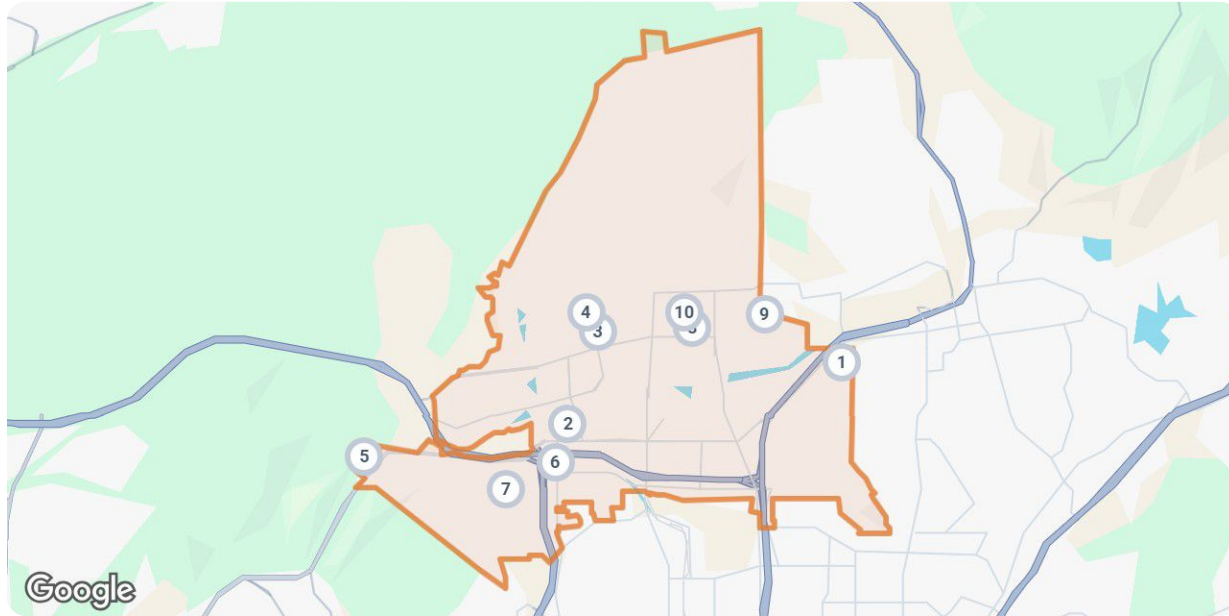


Closed: 9 properties		Property Type	Beds / Baths	Living Area (sq ft)	Lot Size / Year Built	Closed Date / Days in RPR	Closed Price / \$ Per Sq Ft	List to Sold Price %
	9267 Fairlawn St Santee, CA 92071 MLS ID: 260006556 ■ Closed / For Lease <i>Courtesy of Golden Asset Realty</i>	Single Family	3/2	1,008	7,100 sqft 1960	4/24/2026 35 days	- \$3/sq ft	-
	9124 Maranda Dr Santee, CA 92071 MLS ID: 260001640 ■ Closed / For Lease <i>Courtesy of The Equity Company</i>	Single Family	3/2	1,107	6,789 sqft 1978	4/15/2026 68 days	- \$3/sq ft	-
	58 Via Sovana Santee, CA 92071 MLS ID: 260004703 ■ Closed / For Lease <i>Courtesy of Dunn, Realtors/park Pacific</i>	Condo/Townhouse/Apt.	2/3	1,239	8.08 acres 2007	3/31/2026 13 days	- \$3/sq ft	-
	10180 Palm Glen Dr, Unit 58 Santee, CA 92071 MLS ID: PTP2602103 ■ Closed / For Lease <i>Courtesy of SAN DIEGO R.E. PROPERTIES</i>	Condo/Townhouse/Apt.	3/3	1,088	- 1989	3/30/2026 11 days	- \$3/sq ft	-
	8821 Siwanoy Ct Santee, CA 92071 MLS ID: 260006745 ■ Closed / For Lease <i>Courtesy of Exp Realty Of California Inc</i>	Single Family	4/2	1,360	8,000 sqft 1961	3/30/2026 8 days	- \$3/sq ft	-
	10366 Vista Del Cerro Dr Santee, CA 92071 MLS ID: 260006283 ■ Closed / For Lease <i>Courtesy of Ronald Keeler</i>	Single Family	3/2	1,000	- 1970	3/25/2026 7 days	- \$3/sq ft	-
	8758 Granite House Ln Santee, CA 92071 MLS ID: 2600077 ■ Closed / For Lease <i>Courtesy of Shawna Scott, Broker</i>	Single Family	5/3	1,876	- 1987	3/11/2026 69 days	- \$3/sq ft	-

Santee, California








Distressed

Source: Public Records and Listings






Legend

● Off Market, Hold, Withdrawn, Expired, or Canceled

Distressed: 10 properties		Property Type	Beds / Baths	Living Area (sq ft)	Lot Size / Year Built	List Date / Days in RPR	List Price / \$ Per Sq Ft	Distressed Date / Type
1	 <p>11623 Woodside Ter Santee, CA 92071 ■ Off Market / Public Record</p>	Single Family	5/3	2,705	0.29 acres 2021	- - days	- \$432/sq ft	4/9/2026 Notice of Default
2	 <p>9156 Willowgrove Ave Santee, CA 92071 ■ Off Market / Public Record</p>	Single Family	4/2	1,959	7,800 sqft 1976	- - days	- \$488/sq ft	5/14/2026 Notice of Foreclosure Sale
3	 <p>9518 Cecilwood Dr Santee, CA 92071 ■ Off Market / Public Record</p>	Single Family	4/2	1,248	9,400 sqft 1970	- - days	- \$693/sq ft	4/10/2026 Notice of Default
4	 <p>9450 Hornbuckle Dr Santee, CA 92071 ■ Off Market / Public Record</p>	Single Family	3/2	1,407	8,000 sqft 1973	- - days	- \$593/sq ft	5/20/2026 Notice of Default
5	 <p>8710 Wahl St Santee, CA 92071 ■ Off Market / Public Record</p>	Condo/Townhouse/Apt.	2/1	916	1,400 sqft 1972	- - days	- \$552/sq ft	4/8/2026 Notice of Foreclosure Sale
6	 <p>8769 Glen Vista Way Santee, CA 92071 ■ Off Market / Public Record</p>	Single Family	4/3	1,786	4,436 sqft 2008	- - days	- \$504/sq ft	4/6/2026 Notice of Default
7	 <p>9877 Caspi Gardens Dr, Unit 7 Santee, CA 92071 ■ Off Market / Public Record</p>	Condo/Townhouse/Apt.	3/2	1,120	4.75 acres 1986	- - days	- \$436/sq ft	3/23/2026 Notice of Rescission



Santee, California

Distressed: 10 properties		Property Type	Beds / Baths	Living Area (sq ft)	Lot Size / Year Built	List Date / Days in RPR	List Price / \$ Per Sq Ft	Distressed Date / Type
8	 <p>10921 2nd St Santee, CA 92071 Off Market / Public Record</p>	Single Family	4/2	1,316	6,400 sqft 1972	- - days	- \$636/sq ft	4/14/2026 Notice of Default
9	 <p>10069 Beck Dr Santee, CA 92071 Off Market / Public Record</p>	Single Family	3/2	1,259	7,100 sqft 1974	- - days	- \$640/sq ft	4/1/2026 Notice of Foreclosure Sale
10	 <p>9428 Medina Dr Santee, CA 92071 Off Market / Public Record</p>	Single Family	3/2	1,274	6,700 sqft 1972	- - days	- \$490/sq ft	3/16/2026 Notice of Default

About RPR

- RPR® is the nation's largest property database, exclusively for REALTORS®. It empowers REALTORS® to help buyers and sellers make informed decisions, backed by a real estate database covering more than 160 million residential and commercial properties in the United States.
- RPR is a wholly owned subsidiary of the National Association of REALTORS® and a member benefit to REALTORS®.
- RPR's data sources range from MLSs and county-level tax and assessment offices, to the U.S. Census and FEMA, to specialty data set providers such as Esri (consumer data), Niche (school information) and Precisely (geographic boundaries).

Learn More

For more information about RPR, please visit RPR's public website: <https://blog.narrpr.com>

