

San Marino, California



The biggest buyer rebates and lowest selling fees in real estate – without sacrificing full-service support, 7 days a week.

ShopProp Licensed CA, WA, HI, AZ, MI, TX, VA, CO

📞 Office (888) 821-0556

✉️ team@shopprop.com

🌐 www.shopprop.com



ShopProp Inc.



Market Trends

Market Trends for San Marino, California

Single Family + Condo/Townhouse/Apt.

April 2026

Market Type

**Seller's
Market**

Balanced
Market

Buyer's
Market

Key Details

<p>Months of Inventory</p> <p>2.5</p> <p>↑ 8.7% MoM</p>	<p>Sold to List Price %</p> <p>103%</p> <p>↓ 3.26% MoM</p>	<p>Median Days in RPR</p> <p>10</p> <p>↓ 52.38% MoM</p>	<p>Median Sold Price</p> <p>\$2,980,000</p> <p>↓ 8.31% MoM</p>
--	---	--	---

May 2026 Median Estimated Property Value

Single Family + Condo/Townhouse/Apt.

This graphic displays property estimates for a market area and a subject property, where one has been selected. Estimated property values are generated by a valuation model and are not formal appraisals.

Source: Public records, and MLS sources where licensed

Update Frequency: Monthly

Median Estimated Value

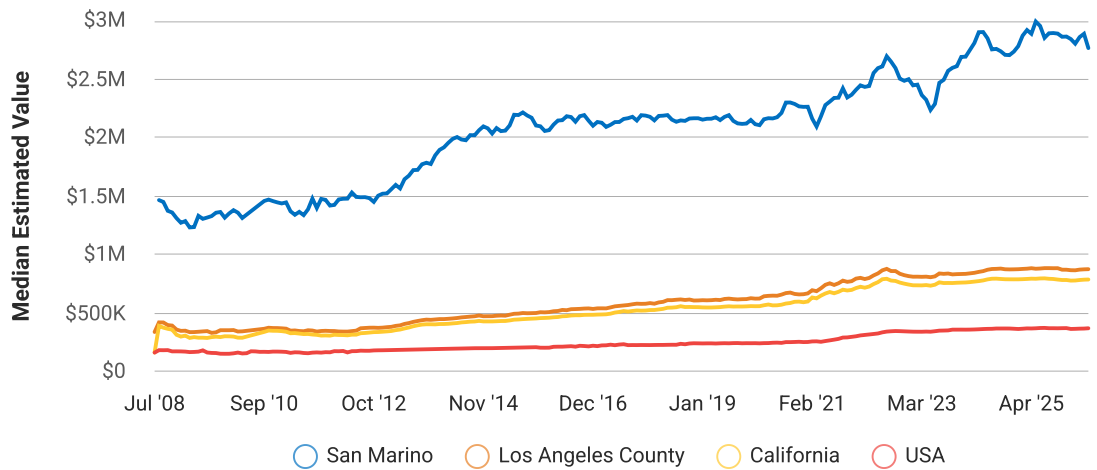
\$2,767,320

Last Month Change

-4.2%

12 Month Change

-7.6%



San Marino, California

April 2026 Active Listings

San Marino, California

Single Family + Condo/Townhouse/Apt.

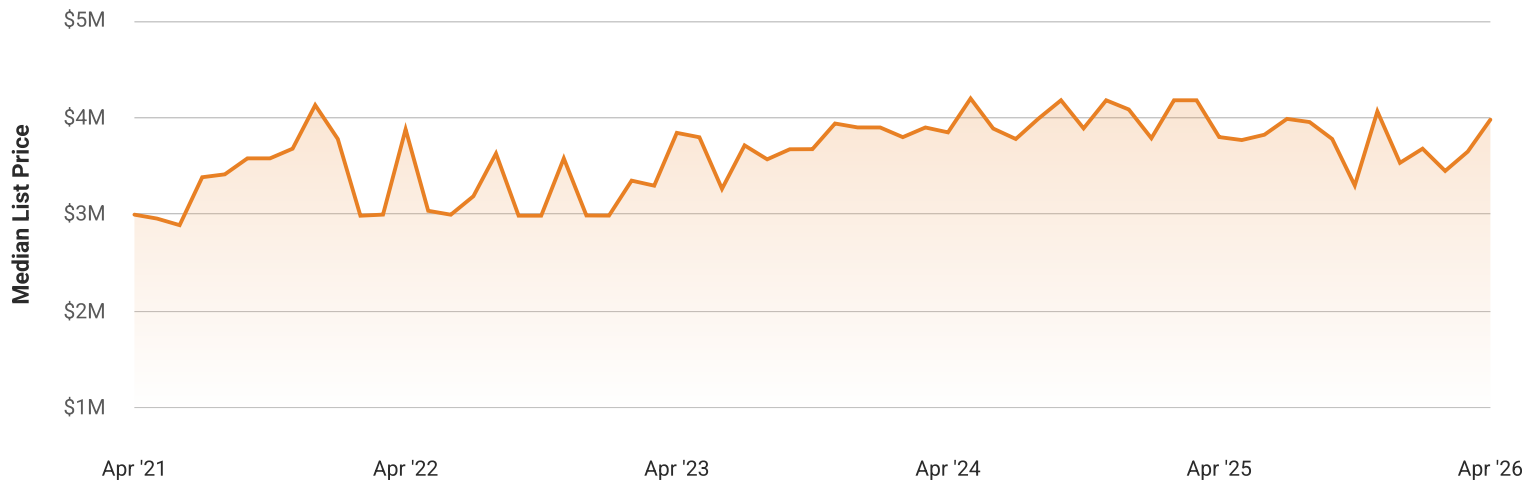
This graphic summarizes key statistics for properties that were in an active status on the last day of each month. RPR uses list date and a derived pending date to determine if the listing was active on the last day of the month. An end-of-month snapshot of active listings helps to understand inventory levels, price points and duration on the market.

Source: Listing sources

Update Frequency: Monthly

Median List Price - \$3,980,000

↑ 9% Month over Month



San Marino, California

April 2026 Sold Listings

San Marino, California

Single Family + Condo/Townhouse/Apt.

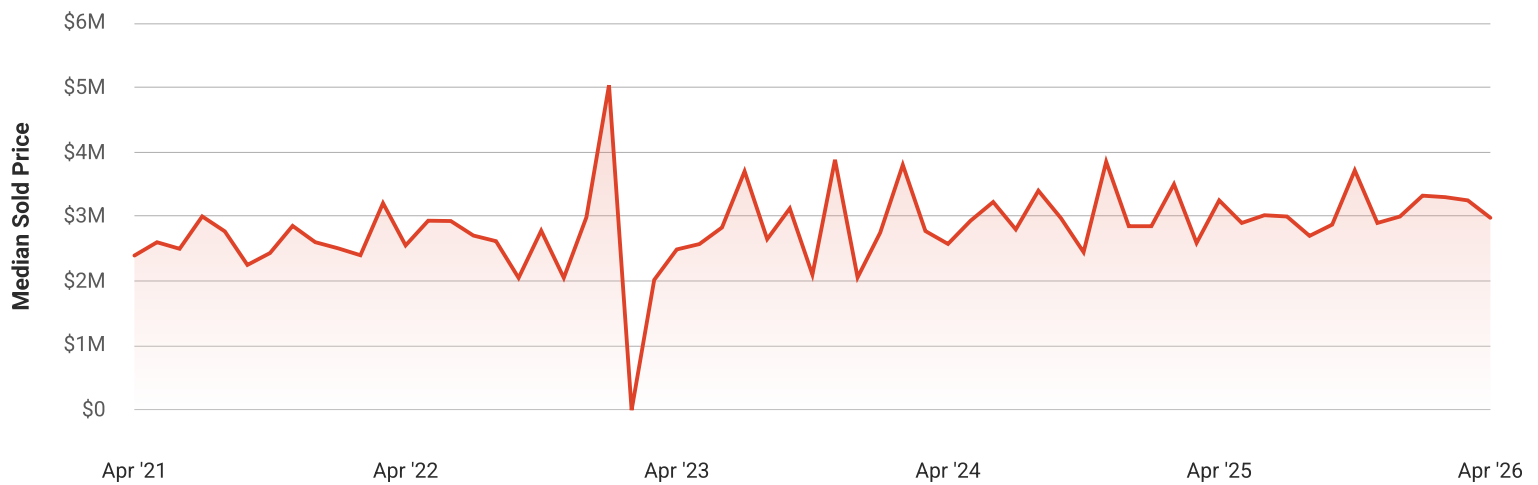
This graphic summarizes key statistics for properties that sold each month. RPR uses a derived sold date to determine when a property moved into a sold status within the given month. These statistics are important for understanding the price points on sold properties as well as the difference between the list price and sold price, which reveals whether buyers are paying over or under the asking price.

Source: Listing sources

Update Frequency: Monthly

Median Sold Price - \$2,980,000

↓ 8.3% Month over Month



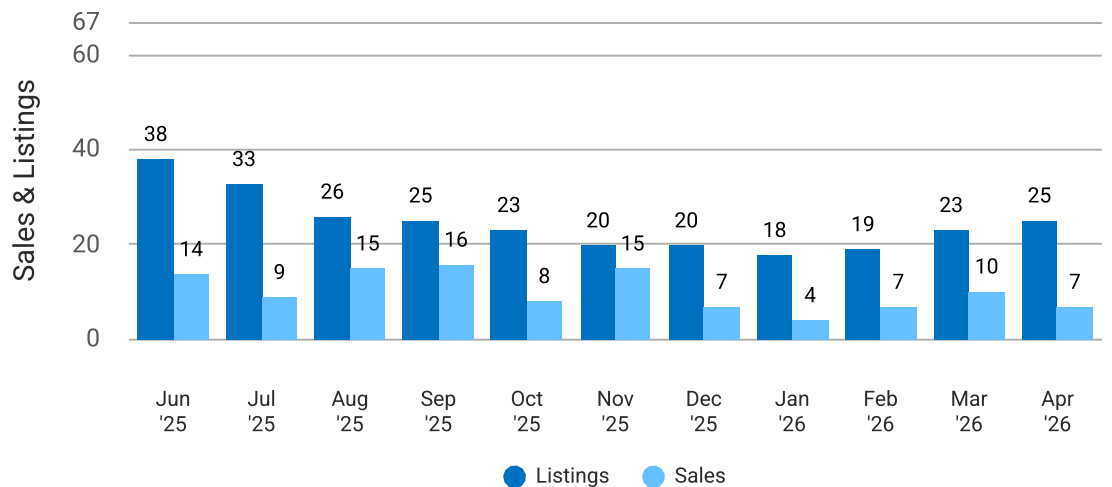
Total Sales and Active Listings in San Marino, California

Single Family + Condo/Townhouse/Apt.

This graph compares the number of sales with the number of active listings in the local market.

Source: MLS data where licensed

Update Frequency: Monthly



San Marino, California

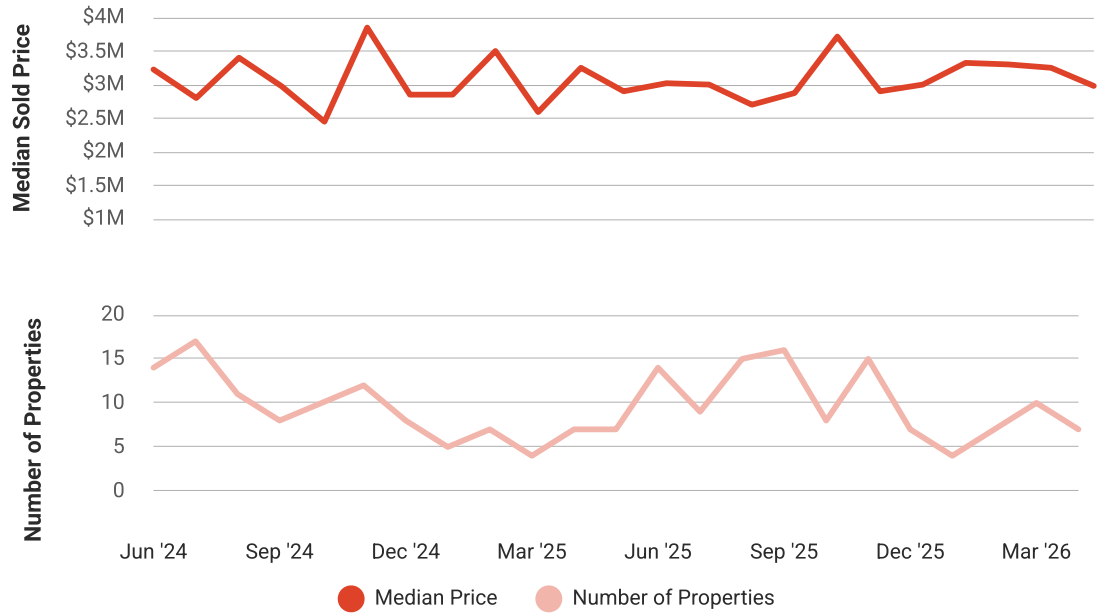
Median Sold Price vs Sold Listings in San Marino, California

Single Family + Condo/Townhouse/Apt.

This chart compares the trend of median sold price and number of sold listings for the given location.

Source: Listing Data

Update Frequency: Monthly



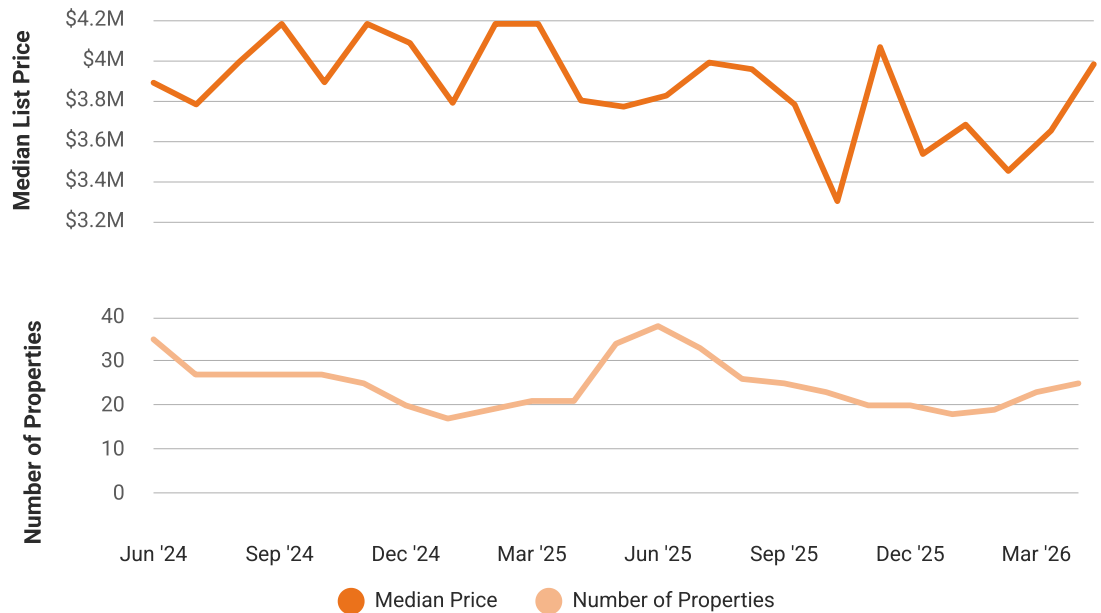
Median List Price vs Active Listings in San Marino, California

Single Family + Condo/Townhouse/Apt.

This chart compares the trend of median list price and number of active properties for the given location.

Source: Listing Data

Update Frequency: Monthly



Market Snapshot

Value and Price Changes

	Current	Last Month	Last 3 Months	Last 12 Months	Last 24 Months	Last 36 Months
Median Est. Property Value Last Updated: 5/31/2026	\$2,767,320	\$2,889,960 -4.24%	\$2,805,280 -1.35%	\$2,994,780 -7.6%	\$2,904,770 -4.73%	\$2,238,510 +23.62%
Median Sold Price Last Updated: 4/30/2026	\$2,980,000	\$3,250,000 -8.31%	\$3,322,999 -10.32%	\$3,250,000 -8.31%	\$2,575,000 +15.73%	\$2,490,000 +19.68%
Median List Price Last Updated: 4/30/2026	\$3,980,000	\$3,650,000 +9.04%	\$3,680,000 +8.15%	\$3,800,000 +4.74%	\$3,848,500 +3.42%	\$3,843,500 +3.55%

About this Data: Because some brokerages may choose not to include their MLS listing content within the RPR platform, the analysis contained in this report may not have been created using all the available listing data within this geographical market.
 Median estimated property values are generated by a valuation model and are not formal appraisals. Valuations are based on public records and MLS data where licensed. The Metrics displayed here reflect **All Residential Single Family, Condo, Townhouse and Apartment properties** data.

Market Activity

Market Activity Filters

Sort Order: Date

Maximum Properties Per Change Type: 10

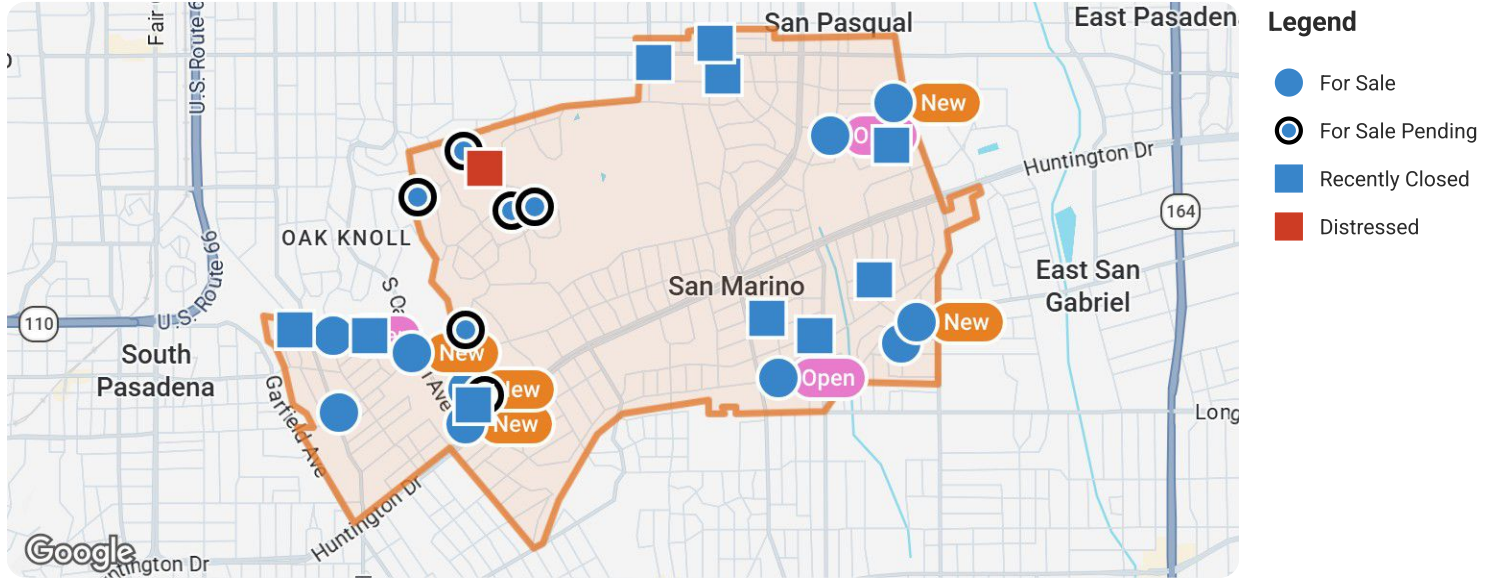
Change Types: New Listings, Pending, Closed, Distressed

Property Types: Single Family, Condo/Townhouse/Apt

Property Features: Sale Price: Any, Lease Price: Any, Beds: Any, Baths: Any, Living Area: Any, Lot Size (acre): Any, Year Built: Any

Summary

For Sale Activity in the Last 3 Months

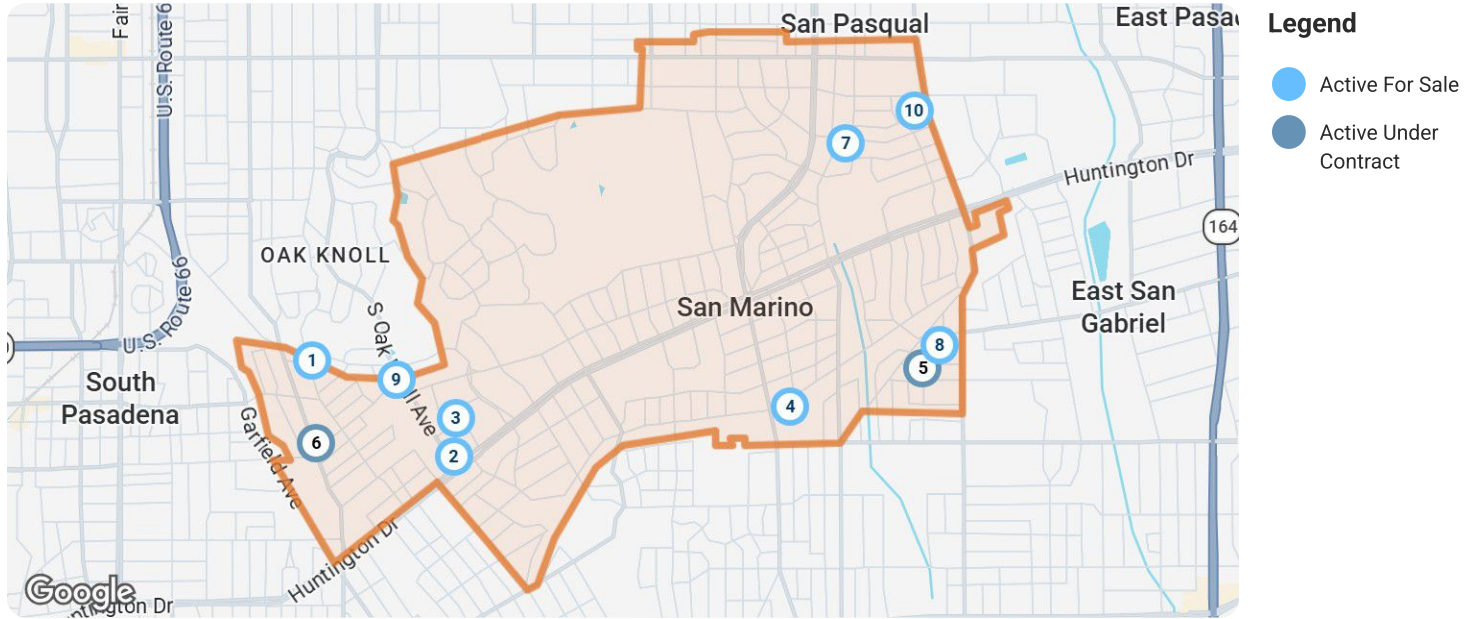


	New	Pending	Closed	Distressed
Number of Properties	10	6	10	1
Lowest Listing Price / Est.Value	\$1,588,000	\$2,998,000	\$2,010,777	\$5,889,000
Median Listing Price / Est.Value	\$2,905,000	\$4,822,500	\$2,740,500	\$5,889,000
Highest Listing Price / Est.Value	\$5,300,000	\$8,950,000	\$6,200,000	\$5,889,000
Average Price / sqft	\$1,028	\$1,121	\$1,084	\$563
Median Price / sqft	\$1,005	\$1,133	\$1,149	\$563
Average Days in RPR	9	42	19	-
Median Days in RPR	8	14	17	-
Total Volume	\$30,020,999	\$31,343,000	\$33,082,727	\$5,889,000
Source	Listings	Listings	Public Records & Listings	Public Records & Listings

Market Activity Breakdown

New

Source: Listings

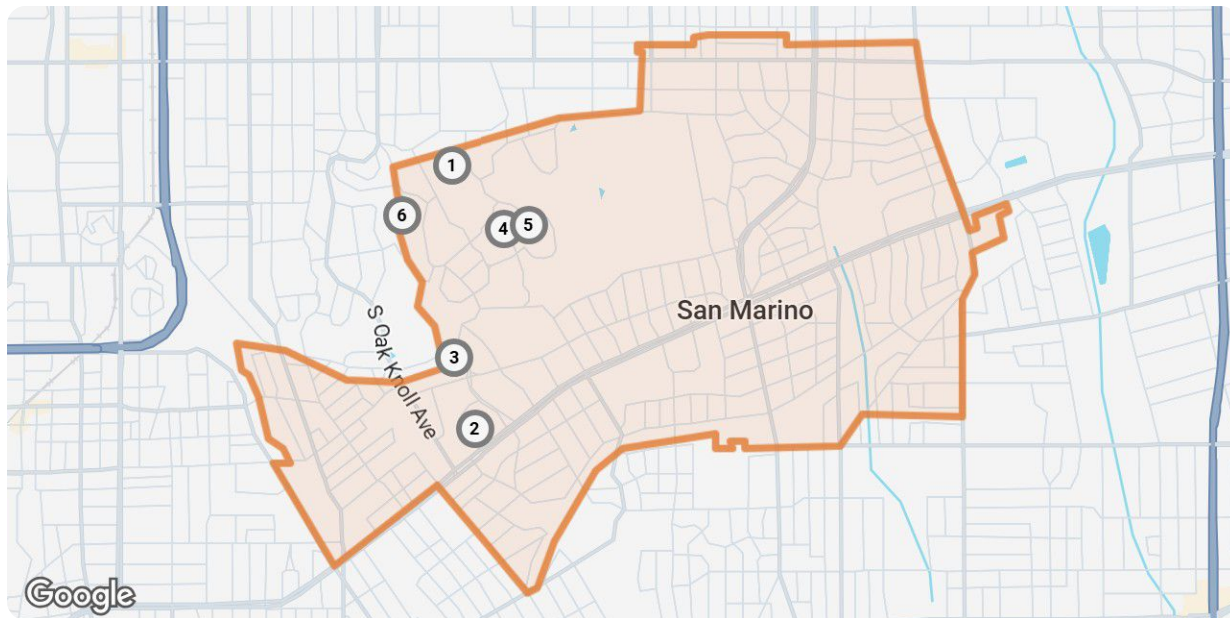







New: 10 properties		Property Type	Beds / Baths	Living Area (sq ft)	Lot Size	Year Built	List Date / Days in RPR	List Price / \$ Per Sq Ft
	 640 Old Mill Rd San Marino, CA 91108 MLS ID: P1-27437 ● Active / For Sale <i>Listing Courtesy of BERKSHIRE HATHAWAY HOME SERVIC</i>	Single Family	4/3	2,980	7,884 sqft	1929	6/3/2026 2 days	\$2,950,000 \$990/sq ft
	 2280 S Oak Knoll Ave San Marino, CA 91108 MLS ID: AR26119470 ● Active / For Sale <i>Listing Courtesy of COLDWELL BANKER REALTY</i>	Single Family	5/7	6,369	0.56 acres	2001	6/2/2026 3 days	\$5,300,000 \$832/sq ft
	 1455 Chelsea Rd San Marino, CA 91108 MLS ID: P1-27403 ● Active / For Sale <i>Listing Courtesy of ENGEL & VOELKERS PASADENA</i>	Single Family	4/4	3,480	0.63 acres	1948	6/1/2026 4 days	\$4,395,000 \$1,263/sq ft
	 2330 Lorain Rd San Marino, CA 91108 MLS ID: CV26119200 ● Active / For Sale <i>Listing Courtesy of UNIVERSAL ELITE REALTY</i>	Single Family	4/3	3,135	10,872 sqft	1937	6/1/2026 4 days	\$2,860,000 \$912/sq ft
	 2882 Woodlawn Ave San Marino, CA 91108 MLS ID: P1-27093 ● Active Under Contract / For Sale <i>Listing Courtesy of THE AGENCY</i>	Single Family	3/2	1,990	8,955 sqft	1950	5/17/2026 19 days	\$1,868,000 \$939/sq ft

New: 10 properties		Property Type	Beds / Baths	Living Area (sq ft)	Lot Size	Year Built	List Date / Days in RPR	List Price / \$ Per Sq Ft
	2505 Monterey Rd San Marino, CA 91108 MLS ID: P1-27117 ● Active Under Contract / For Sale <i>Listing Courtesy of THE AGENCY</i>	Single Family	2/2	1,569	9,922 sqft	1938	5/12/2026 24 days	\$1,588,000 \$1,012/sq ft
	2560 Canterbury Rd San Marino, CA 91108 MLS ID: CV26115923 ● Active / For Sale <i>Listing Courtesy of K.W. EXECUTIVE</i>	Single Family	5/4	3,188	0.35 acres	1963	5/28/2026 8 days	\$3,180,000 \$997/sq ft
	1735 Hilliard Dr San Marino, CA 91108 MLS ID: CV26116217 ● Active / For Sale <i>Listing Courtesy of CAPITAL & INFLUENCE</i>	Single Family	4/2	1,863	6,412 sqft	1973	5/28/2026 8 days	\$1,999,999 \$1,074/sq ft
	1659 S Oak Knoll Ave San Marino, CA 91108 MLS ID: P1-27313 ● Active / For Sale <i>Listing Courtesy of BERKSHIRE HATHAWAY HOME SERVIC</i>	Single Family	4/4	1,992	6,486 sqft	1927	5/26/2026 10 days	\$2,480,000 \$1,245/sq ft
	2835 Devonport Rd San Marino, CA 91108 MLS ID: TR26113409 ● Active / For Sale <i>Listing Courtesy of EXP REALTY OF CALIFORNIA INC</i>	Single Family	4/4	3,348	0.43 acres	1950	5/25/2026 11 days	\$3,400,000 \$1,016/sq ft

Pending

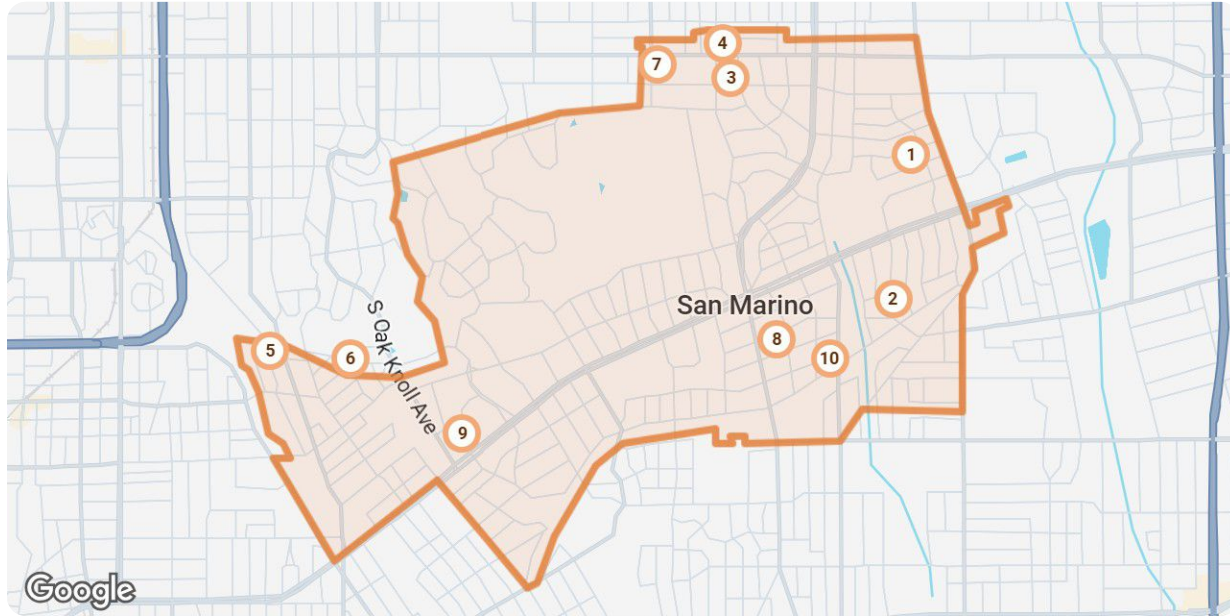
Source: Listings



Pending: 6 properties		Property Type	Beds / Baths	Living Area (sq ft)	Lot Size / Year Built	List Date	List Price / \$ Per Sq Ft	Pending Date / Days in RPR
1	 <p>1046 Oak Grove Pl San Marino, CA 91108 MLS ID: P1-27307 🕒 Pending / For Sale</p> <p><i>Listing Courtesy of COMPASS</i></p>	Single Family	3/5	5,490	0.79 acres 1969	5/26/2026	\$6,250,000 \$1,138/sq ft	6/2/2026 7 days
2	 <p>1520 Chelsea Rd San Marino, CA 91108 MLS ID: P1-27207 🕒 Pending / For Sale</p> <p><i>Listing Courtesy of COLDWELL BANKER REALTY</i></p>	Single Family	5/5	4,402	0.47 acres 2008	5/19/2026	\$5,395,000 \$1,226/sq ft	5/28/2026 9 days
3	 <p>1181 Old Mill Rd San Marino, CA 91108 MLS ID: P1-26844 🕒 Pending / For Sale and For Lease</p> <p><i>Listing Courtesy of EXP REALTY OF CALIFORNIA, INC.</i></p>	Single Family	4/4	3,450	0.32 acres 1927	4/27/2026	\$3,500,000 \$1,014/sq ft	5/22/2026 25 days
4	 <p>1146 Shenandoah Rd San Marino, CA 91108 MLS ID: P1-24945 🕒 Pending / For Sale</p> <p><i>Listing Courtesy of COMPASS</i></p>	Single Family	6/7	7,295	0.75 acres 1927	11/16/2025	\$8,950,000 \$1,227/sq ft	5/18/2026 183 days
5	 <p>5 Kewen Pl San Marino, CA 91108 MLS ID: P1-26743 🕒 Pending / For Sale</p> <p><i>Listing Courtesy of COLDWELL BANKER REALTY</i></p>	Single Family	4/5	3,024	0.46 acres 1953	4/21/2026	\$2,998,000 \$991/sq ft	5/9/2026 18 days
6	 <p>1060 Kewen Dr San Marino, CA 91108 MLS ID: P1-26664 🕒 Pending / For Sale</p> <p><i>Listing Courtesy of THE AGENCY</i></p>	Single Family	4/4	3,768	0.99 acres 1953	4/14/2026	\$4,250,000 \$1,128/sq ft	4/21/2026 7 days

Closed

Source: Public Records and Listings

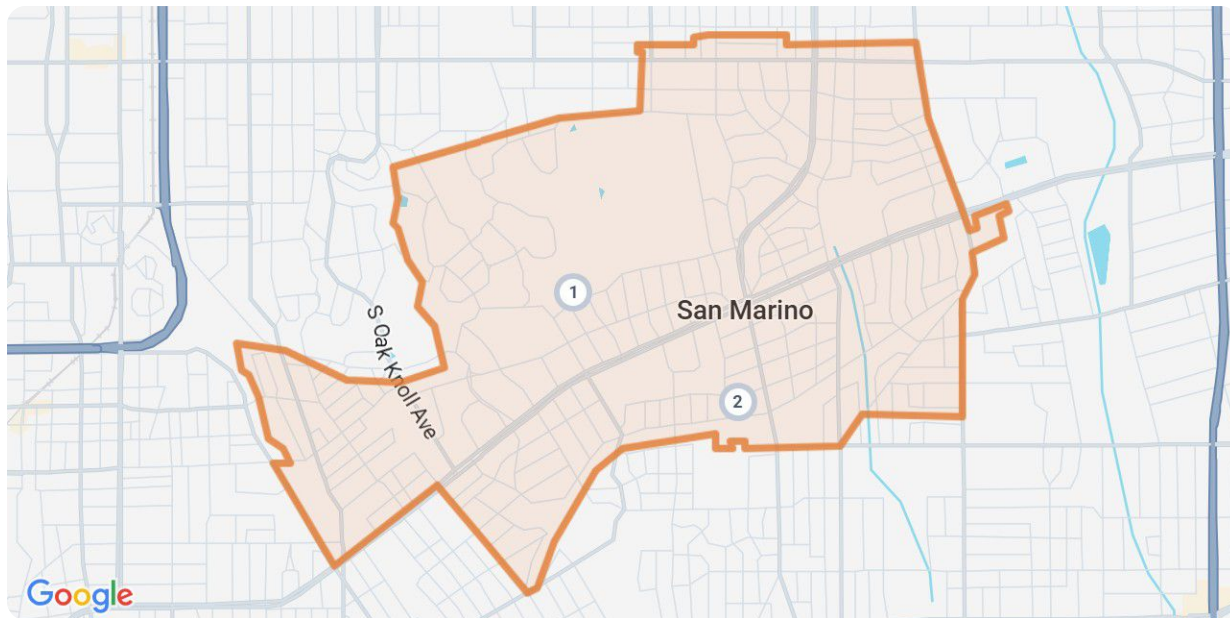


Closed: 10 properties		Property Type	Beds / Baths	Living Area (sq ft)	Lot Size / Year Built	Closed Date / Days in RPR	Closed Price / \$ Per Sq Ft	List to Sold Price %
	 2850 Wallingford Rd San Marino, CA 91108 MLS ID: P1-26287 Closed / For Sale <i>Courtesy of THE AGENCY</i>	Single Family	6/4	3,777	0.28 acres 1950	6/3/2026 10 days	\$2,731,000 \$723/sq ft	↑ 36.69%
	 1536 Bradbury Rd San Marino, CA 91108 MLS ID: P1-26941 Closed / For Sale <i>Courtesy of BERKSHIRE HATHAWAY HOME SERVIC</i>	Single Family	3/2	2,299	7,871 sqft 1948	6/1/2026 13 days	\$2,750,000 \$1,196/sq ft	↑ 27.91%
	 685 Chester Ave San Marino, CA 91108 MLS ID: P1-26672 Closed / For Sale <i>Courtesy of EXP REALTY OF CALIFORNIA, INC.</i>	Single Family	5/5	4,401	0.53 acres 1951	5/28/2026 21 days	\$3,890,450 \$884/sq ft	↓ 2.25%
	 2110 Homet Rd San Marino, CA 91108 MLS ID: PW26074893 Closed / For Sale <i>Courtesy of KEY INVESTMENT REALTY</i>	Single Family	4/3	2,609	9,256 sqft 1926	5/28/2026 10 days	\$3,225,000 \$1,236/sq ft	↑ 7.86%
	 1620 S Euclid Ave San Marino, CA 91108 MLS ID: P1-26765 Closed / For Sale <i>Courtesy of BERKSHIRE HATHAWAY HOME SERVIC</i>	Single Family	3/3	2,258	6,886 sqft 1936	5/26/2026 23 days	\$2,635,500 \$1,167/sq ft	↑ 19.9%

Closed: 10 properties		Property Type	Beds / Baths	Living Area (sq ft)	Lot Size / Year Built	Closed Date / Days in RPR	Closed Price / \$ Per Sq Ft	List to Sold Price %
6	 <p>777 Old Mill Rd San Marino, CA 91108 MLS ID: NP26096258 Closed / For Sale</p> <p><i>Courtesy of BERKSHIRE HATHAWAY HOMESERVICE</i></p>	Single Family	3/2	1,479	7,814 sqft 1939	5/26/2026 8 days	\$2,010,777 \$1,360/sq ft	↑ 26.46%
7	 <p>620 S Allen Ave San Marino, CA 91108 MLS ID: P1-26446 Closed / For Sale</p> <p><i>Courtesy of EXP REALTY OF CALIFORNIA, INC.</i></p>	Single Family	5/7	4,790	0.76 acres 1925	5/22/2026 24 days	\$6,200,000 \$1,294/sq ft	↓ 8.82%
8	 <p>2270 Melville Dr San Marino, CA 91108 MLS ID: P1-26002 Closed / For Sale</p> <p><i>Courtesy of THE AGENCY</i></p>	Single Family	4/3	3,282	0.26 acres 1938	5/20/2026 43 days	\$2,660,000 \$810/sq ft	↓ 1.04%
9	 <p>1523 Chelsea Rd San Marino, CA 91108 MLS ID: P1-26683 Closed / For Sale</p> <p><i>Courtesy of COLDWELL BANKER REALTY</i></p>	Single Family	4/4	3,783	0.53 acres 1939	5/12/2026 - days	\$4,275,000 \$1,130/sq ft	↑ 4.57%
10	 <p>2464 Sherwood Rd San Marino, CA 91108 MLS ID: WS26072273 Closed / For Sale</p> <p><i>Courtesy of RE/MAX ELITE REALTY</i></p>	Single Family	4/5	2,614	7,779 sqft 1941	5/8/2026 17 days	\$2,705,000 \$1,035/sq ft	↑ 10.41%

Distressed

Source: Public Records and Listings

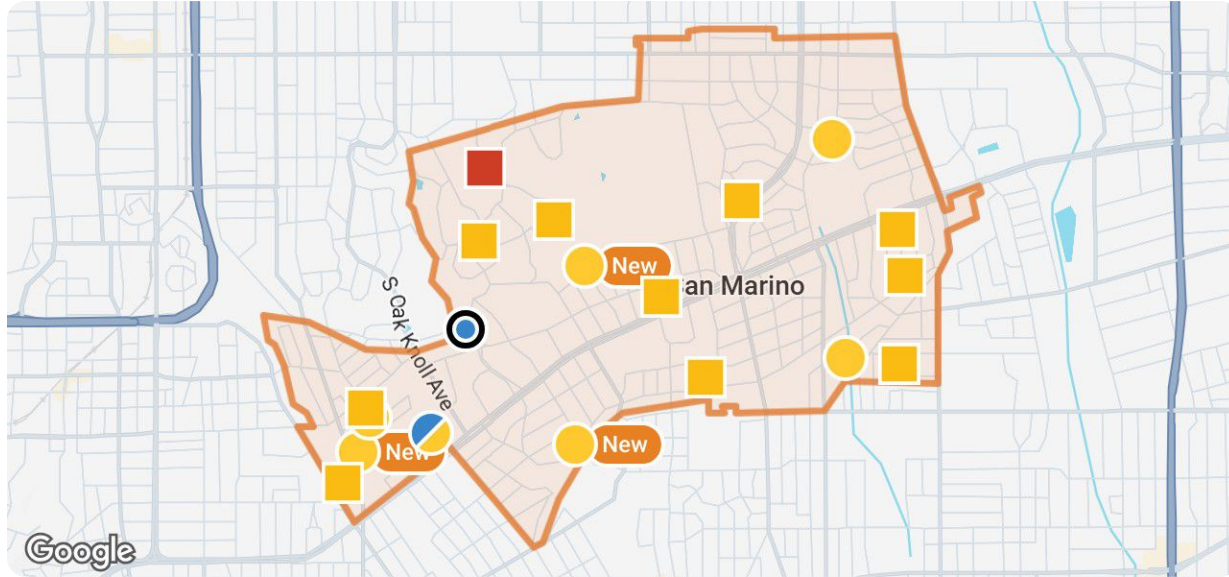


Distressed: 1 properties		Property Type	Beds / Baths	Living Area (sq ft)	Lot Size / Year Built	List Date / Days in RPR	List Price / \$ Per Sq Ft	Distressed Date / Type
--------------------------	--	---------------	--------------	---------------------	-----------------------	-------------------------	---------------------------	------------------------

1		999 Rosalind Rd San Marino, CA 91108 ■ Off Market / Public Record		Single Family	6/5	10,458	2.29 acres 1918	- - days	- \$563/sq ft	4/28/2026 Notice of Foreclosure Sale
---	---	---	--	---------------	-----	--------	--------------------	-------------	------------------	---

Summary

For Lease Activity in the Last 3 Months

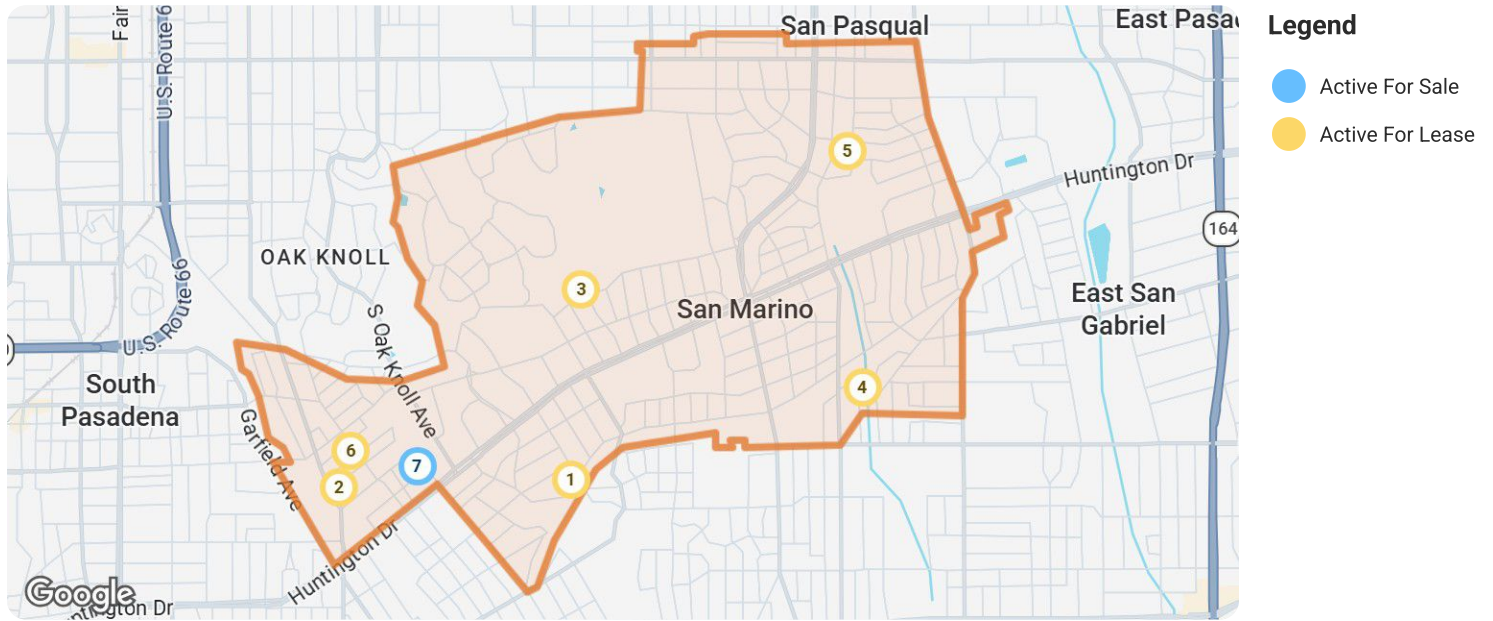


	New	Pending	Closed	Distressed
Number of Properties	7	1	10	1
Lowest Listing Price / Est.Value	\$6,300	\$3,500,000	\$5,000	\$5,889,000
Median Listing Price / Est.Value	\$9,150	\$3,500,000	\$6,700	\$5,889,000
Highest Listing Price / Est.Value	\$6,230,000	\$3,500,000	\$20,000	\$5,889,000
Average Price / sqft	\$151	\$1,014	\$3	\$563
Median Price / sqft	\$4	\$1,014	\$3	\$563
Average Days in RPR	35	25	25	-
Median Days in RPR	37	25	22	-
Total Volume	\$6,304,750	\$3,500,000	\$80,750	\$5,889,000
Source	Listings	Listings	Public Records & Listings	Public Records & Listings

Market Activity Breakdown

New

Source: Listings



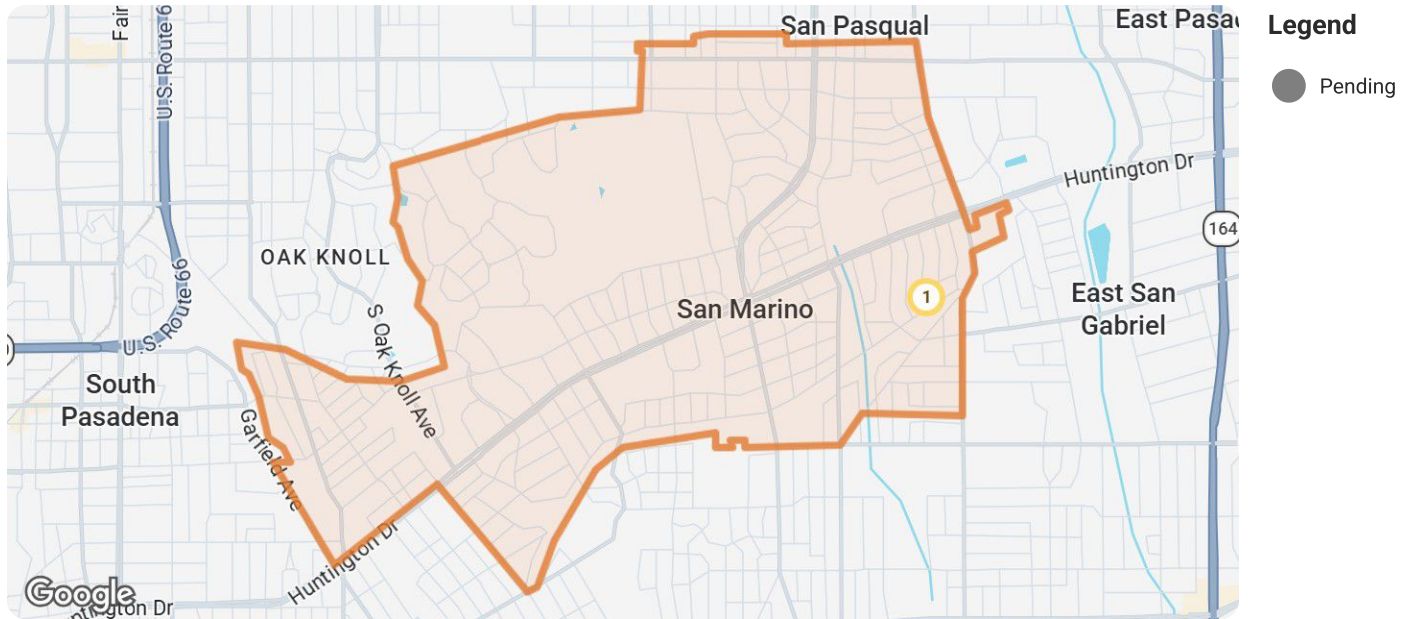
New: 7 properties		Property Type	Beds / Baths	Living Area (sq ft)	Lot Size	Year Built	List Date / Days in RPR	List Price / \$ Per Sq Ft
	 1285 Lorain Rd San Marino, CA 91108 MLS ID: P1-27452 ● Active / For Lease <i>Courtesy of COLDWELL BANKER REALTY</i>	Single Family	3/2	2,199	10,232 sqft	1940	6/4/2026 1 day	\$6,800 mo. \$3/sq ft
	 460 Winthrop Rd San Marino, CA 91108 MLS ID: AR26112759 ● Active / For Lease <i>Courtesy of TREELANE REALTY GROUP INC.</i>	Single Family	3/3	2,410	9,465 sqft	1960	5/23/2026 13 days	\$8,000 mo. \$3/sq ft
	 1203 Patton Way San Marino, CA 91108 MLS ID: WS26096207 ● Active / For Lease <i>Courtesy of J HARVEST ENTERPRISES</i>	Single Family	5/6	4,989	0.35 acres	1977	5/13/2026 23 days	\$19,500 mo. \$4/sq ft
	 1900 Sycamore Dr San Marino, CA 91108 MLS ID: 26827447 ● Active / For Lease <i>Courtesy of Circa Properties, Inc.</i>	Single Family	3/3	2,265	9,824 sqft	1941	4/29/2026 37 days	\$9,150 mo. \$4/sq ft
	 899 S Santa Anita Ave San Marino, CA 91108 MLS ID: SR26086197 ● Active / For Lease <i>Courtesy of KELLER WILLIAMS LUXURY</i>	Single Family	5/5	3,708	0.36 acres	2008	4/23/2026 43 days	\$25,000 mo. \$7/sq ft

New: 7 properties		Property Type	Beds / Baths	Living Area (sq ft)	Lot Size	Year Built	List Date / Days in RPR	List Price / \$ Per Sq Ft
	 1965 S El Molino Ave San Marino, CA 91108 MLS ID: WS26080653 ● Active / For Lease <i>Courtesy of WETRUST REALTY</i>	Single Family	4/3	2,075	8,311 sqft	1924	4/16/2026 50 days	\$6,300 mo. \$3/sq ft

	 1455 Granada Ave San Marino, CA 91108 MLS ID: AR26054199 ● Active / For Sale and For Lease <i>Listing Courtesy of IRN REALTY</i>	Single Family	6/6	6,047	0.59 acres	1928	3/20/2026 77 days	\$6,230,000 \$1,030/sq ft
--	---	---------------	-----	-------	------------	------	----------------------	------------------------------

Pending

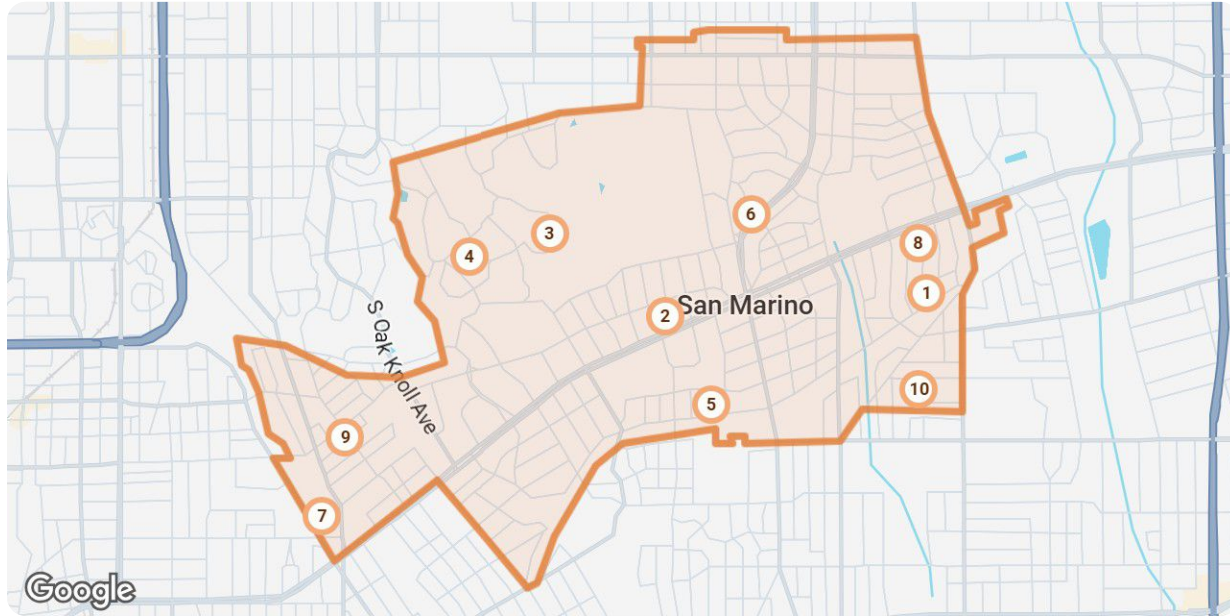
Source: Listings



Pending: 1 properties		Property Type	Beds / Baths	Living Area (sq ft)	Lot Size / Year Built	List Date	List Price / \$ Per Sq Ft	Pending Date / Days in RPR
	 1181 Old Mill Rd San Marino, CA 91108 MLS ID: P1-26844 ● Pending / For Sale and For Lease <i>Listing Courtesy of EXP REALTY OF CALIFORNIA, INC.</i>	Single Family	4/4	3,450	0.32 acres 1927	4/27/2026	\$3,500,000 \$1,014/sq ft	5/22/2026 25 days

Closed

Source: Public Records and Listings

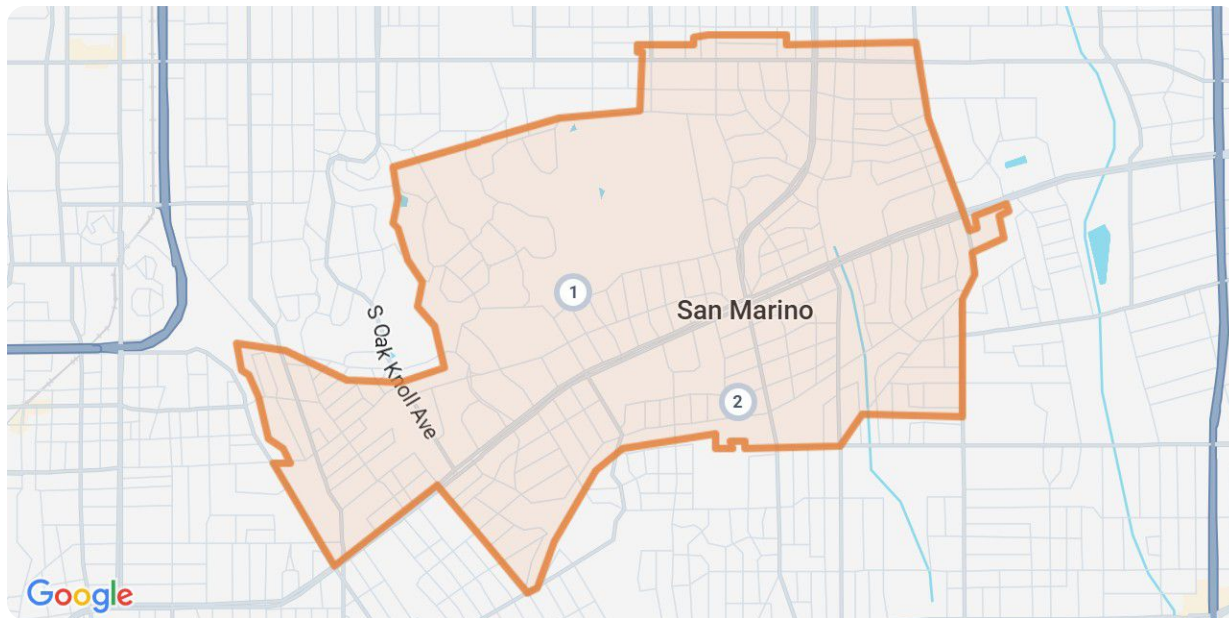


Closed: 10 properties		Property Type	Beds / Baths	Living Area (sq ft)	Lot Size / Year Built	Closed Date / Days in RPR	Closed Price / \$ Per Sq Ft	List to Sold Price %
	 1530 Vandyke Rd San Marino, CA 91108 MLS ID: P1-26797 Closed / For Lease <i>Courtesy of COMPASS</i>	Single Family	5/2	2,123	0.26 acres 1948	6/1/2026 9 days	- \$3/sq ft	-
	 1489 Waverly Rd San Marino, CA 91108 MLS ID: P1-26976 Closed / For Lease <i>Courtesy of COMPASS</i>	Single Family	4/4	3,373	16,706 acres 1938	5/28/2026 8 days	- \$3/sq ft	-
	 1573 Oak Grove Ave San Marino, CA 91108 MLS ID: TR26103398 Closed / For Lease <i>Courtesy of REDDOOR INTERNATIONAL REALTY</i>	Single Family	3/3	2,915	0.29 acres 1951	5/27/2026 15 days	- \$3/sq ft	-
	 1225 Mesa Rd San Marino, CA 91108 MLS ID: PF26087726 Closed / For Lease <i>Courtesy of DOUGLAS ELLIMAN OF CA INC</i>	Single Family	5/6	4,160	0.44 acres 1953	5/26/2026 29 days	- \$5/sq ft	-
	 1850 Carlisle Dr San Marino, CA 91108 MLS ID: 26736367 Closed / For Lease <i>Courtesy of Jesse Weinberg</i>	Single Family	4/3	2,462	8,401 sqft 1937	5/22/2026 31 days	- \$3/sq ft	-

Closed: 10 properties		Property Type	Beds / Baths	Living Area (sq ft)	Lot Size / Year Built	Closed Date / Days in RPR	Closed Price / \$ Per Sq Ft	List to Sold Price %
	1200 Oakwood Dr San Marino, CA 91108 MLS ID: WS26069056 Closed / For Lease	Single Family	4/4	3,111	0.38 acres / 1947	5/20/2026 / 50 days	- / \$2/sq ft	-
<i>Courtesy of TOP CITY REALTY & INVESTMENT</i>								
	1455 Avonrea Rd San Marino, CA 91108 MLS ID: P1-26162 Closed / For Lease	Single Family	4/3	2,238	9,273 sqft / 1948	5/4/2026 / 43 days	- / \$3/sq ft	-
<i>Courtesy of BERKSHIRE HATHAWAY HOME SERVIC</i>								
	1347 Vandyke Rd San Marino, CA 91108 MLS ID: PW26084435 Closed / For Lease	Single Family	3/3	2,078	10,262 sqft / 1948	4/29/2026 / 8 days	- / \$3/sq ft	-
<i>Courtesy of RISE REALTY</i>								
	679 La Mirada Ave San Marino, CA 91108 MLS ID: TR26076217 Closed / For Lease	Single Family	3/2	1,372	5,593 sqft / 1924	4/26/2026 / 8 days	- / \$4/sq ft	-
<i>Courtesy of WALTON REALTY INC.</i>								
	1929 Wellesley Rd San Marino, CA 91108 MLS ID: WS26043298 Closed / For Lease	Single Family	4/3	2,111	9,012 sqft / 1942	4/22/2026 / 46 days	- / \$3/sq ft	-
<i>Courtesy of RE/MAX PREMIER/ARCADIA</i>								

Distressed



Source: Public Records and Listings



Legend

- Off Market, Hold, Withdrawn, Expired, or Canceled

San Marino, California

Distressed: 1 properties		Property Type	Beds / Baths	Living Area (sq ft)	Lot Size / Year Built	List Date / Days in RPR	List Price / \$ Per Sq Ft	Distressed Date / Type
	999 Rosalind Rd San Marino, CA 91108  Off Market / Public Record	Single Family	6/5	10,458	2.29 acres 1918	- - days	- \$563/sq ft	4/28/2026 Notice of Foreclosure Sale

About RPR

- RPR® is the nation's largest property database, exclusively for REALTORS®. It empowers REALTORS® to help buyers and sellers make informed decisions, backed by a real estate database covering more than 160 million residential and commercial properties in the United States.
- RPR is a wholly owned subsidiary of the National Association of REALTORS® and a member benefit to REALTORS®.
- RPR's data sources range from MLSs and county-level tax and assessment offices, to the U.S. Census and FEMA, to specialty data set providers such as Esri (consumer data), Niche (school information) and Precisely (geographic boundaries).

Learn More

For more information about RPR, please visit RPR's public website: <https://blog.narrpr.com>

