Las Vegas, NV 89143

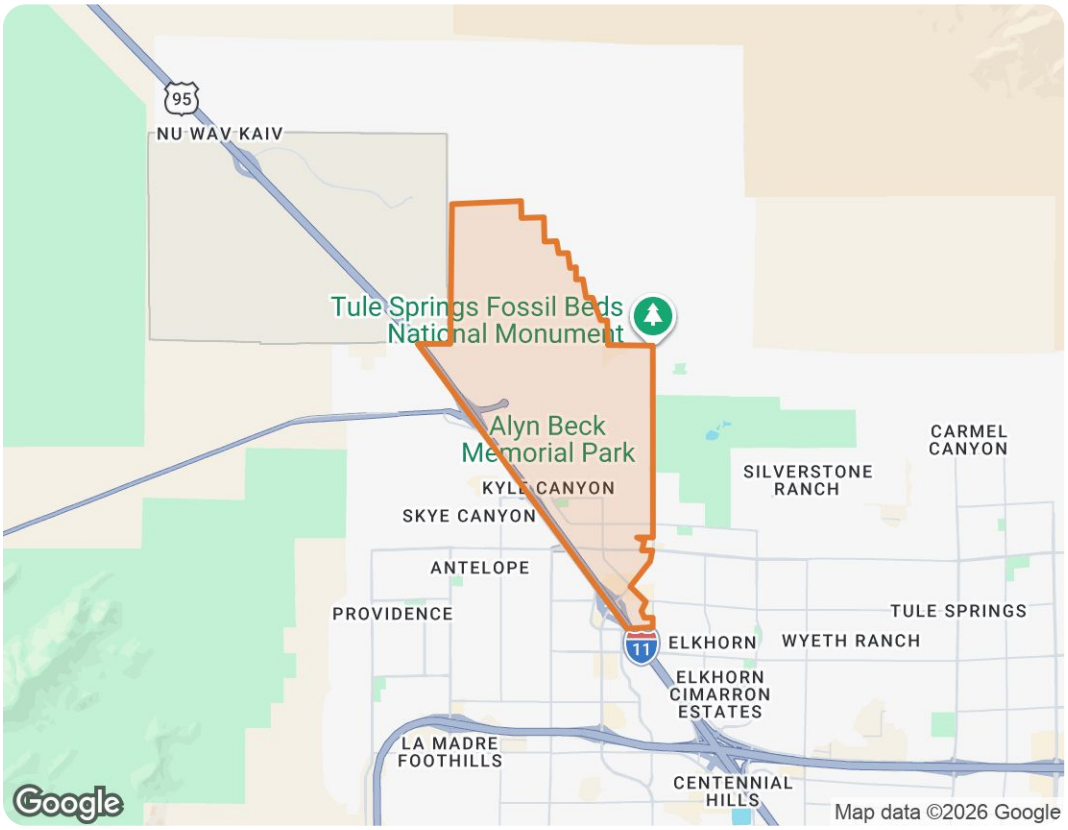

Realtor Rick Goretski

Realtor

Nevada Real Estate License #0199279

Work (702) 200-1023 | Mobile (725) 900-0404

rick@realtorricklasvegas.com

www.RealtorRickLasVegas.com

Las Vegas, NV - Russell Road

9205 W. Russell Road, Suite 240

Las Vegas, NV 89148

Copyright 2026 Realtors Property Resource® LLC. All Rights Reserved.
Information is not guaranteed. Equal Housing Opportunity.

Las Vegas, NV 89143

Market Trends

Market Trends for Las Vegas, NV 89143

Single Family + Condo/Townhouse/Apt.

October 2026

Market Type

Seller's Market | Balanced Market | Buyer's Market

Key Details

Months of Inventory	Sold to List Price %	Median Days in RPR	Median Sold Price
3.76	98.6%	50	$595,950
↓ 10.48% MoM	↓ 0.12% MoM	↑ 56.25% MoM	↑ 7.38% MoM

October 2026 Median Estimated Property Value

Single Family + Condo/Townhouse/Apt.

This graphic displays property estimates for a market area and a subject property, where one has been selected. Estimated property values are generated by a valuation model and are not formal appraisals.

Source: Public records, and MLS sources where licensed

Update Frequency: Monthly

Median Estimated Value	Last Month Change	12 Month Change
$480,380	+0.4%	-1.6%

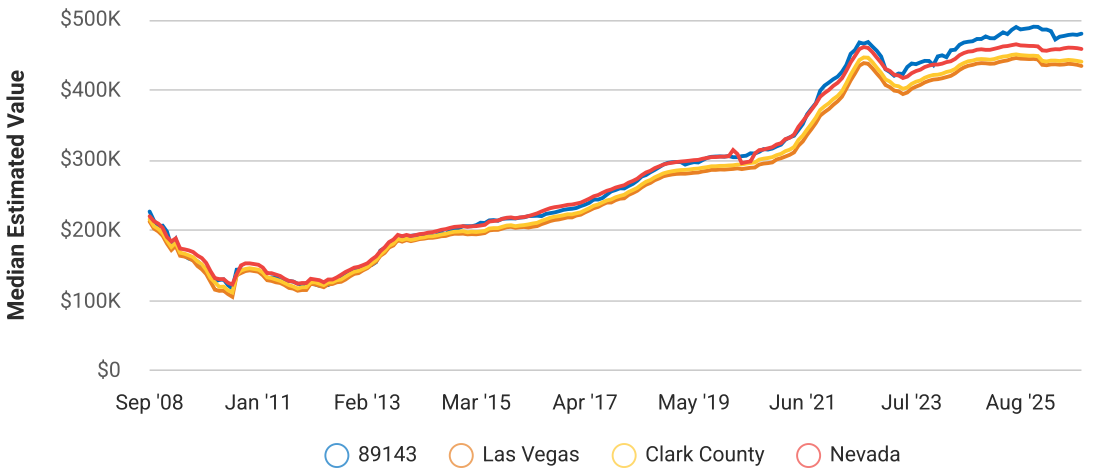

Copyright 2026 Realtors Property Resource® LLC. All Rights Reserved.
Information is not guaranteed. Equal Housing Opportunity.

Las Vegas, NV 89143

October 2026 Active Listings

Las Vegas, NV 89143

Single Family + Condo/Townhouse/Apt.

This graphic summarizes key statistics for properties that were in an active status on the last day of each month. RPR uses list date and a derived pending date to determine if the listing was active on the last day of the month. An end-of-month snapshot of active listings helps to understand inventory levels, price points and duration on the market.

Source: Listing sources

Update Frequency: Monthly

Median List Price - $525,500

↓ **4.3%** Month over Month

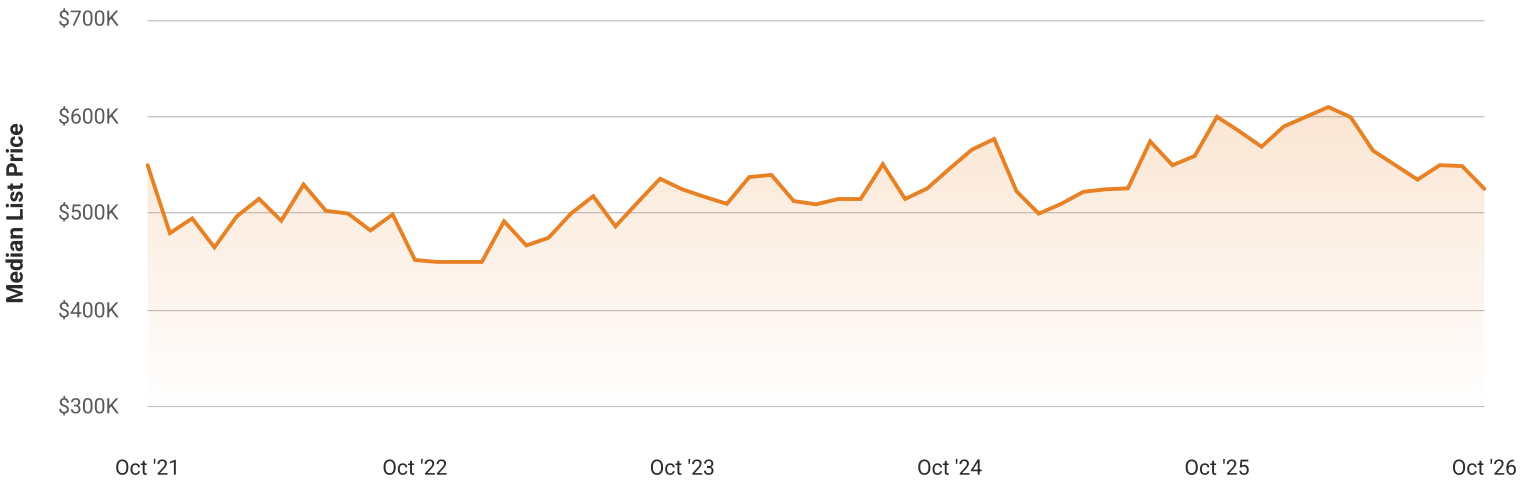

Copyright 2026 Realtors Property Resource® LLC. All Rights Reserved.
Information is not guaranteed. Equal Housing Opportunity.

Las Vegas, NV 89143

October 2026 Sold Listings

Las Vegas, NV 89143

Single Family + Condo/Townhouse/Apt.

This graphic summarizes key statistics for properties that sold each month. RPR uses a derived sold date to determine when a property moved into a sold status within the given month. These statistics are important for understanding the price points on sold properties as well as the difference between the list price and sold price, which reveals whether buyers are paying over or under the asking price.

Source: Listing sources

Update Frequency: Monthly

Median Sold Price - $595,950

↑ 7.4% Month over Month

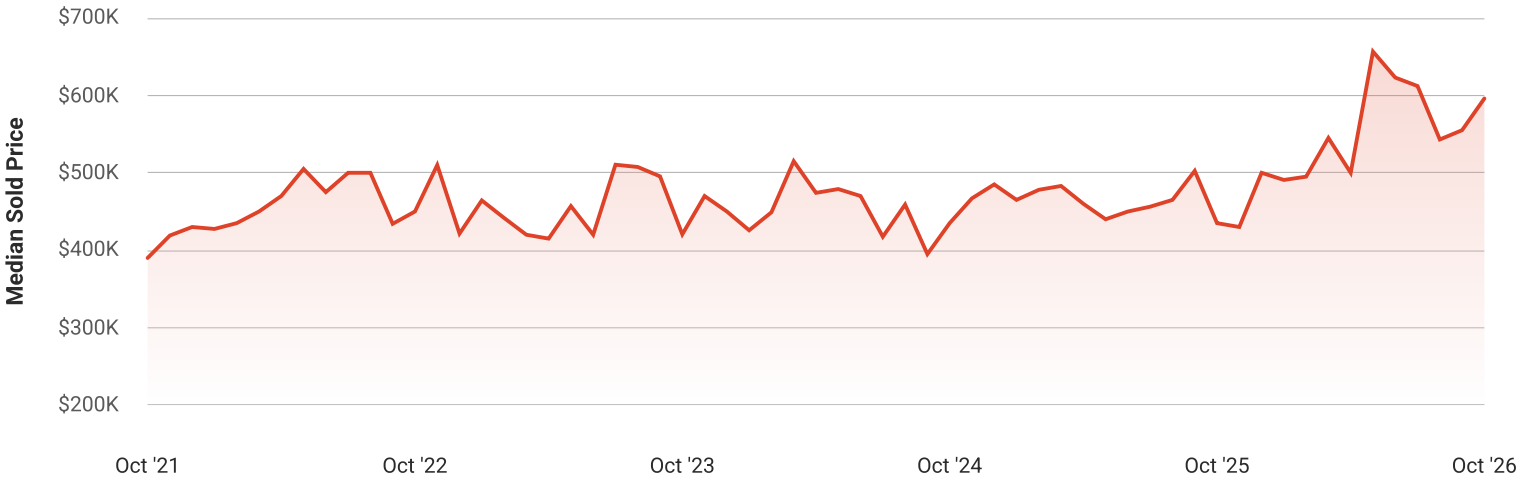

Total Sales and Active Listings in Las Vegas, NV 89143

Single Family + Condo/Townhouse/Apt.

This graph compares the number of sales with the number of active listings in the local market.

Source: MLS data where licensed

Update Frequency: Monthly

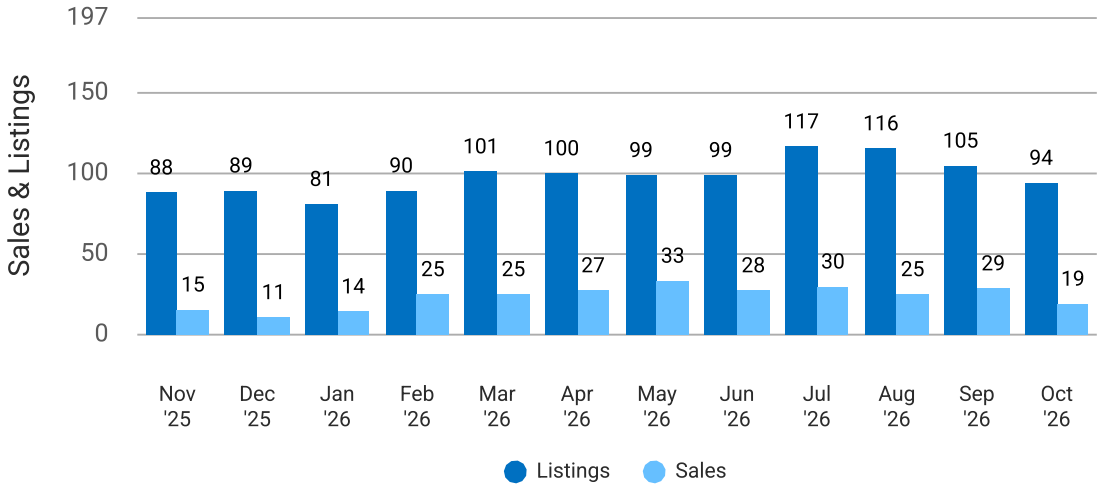

Copyright 2026 Realtors Property Resource® LLC. All Rights Reserved.
Information is not guaranteed. Equal Housing Opportunity.

Las Vegas, NV 89143

Median Sold Price vs Sold Listings in Las Vegas, NV 89143

Single Family + Condo/Townhouse/Apt.

This chart compares the trend of median sold price and number of sold listings for the given location.

Source: Listing Data

Update Frequency: Monthly

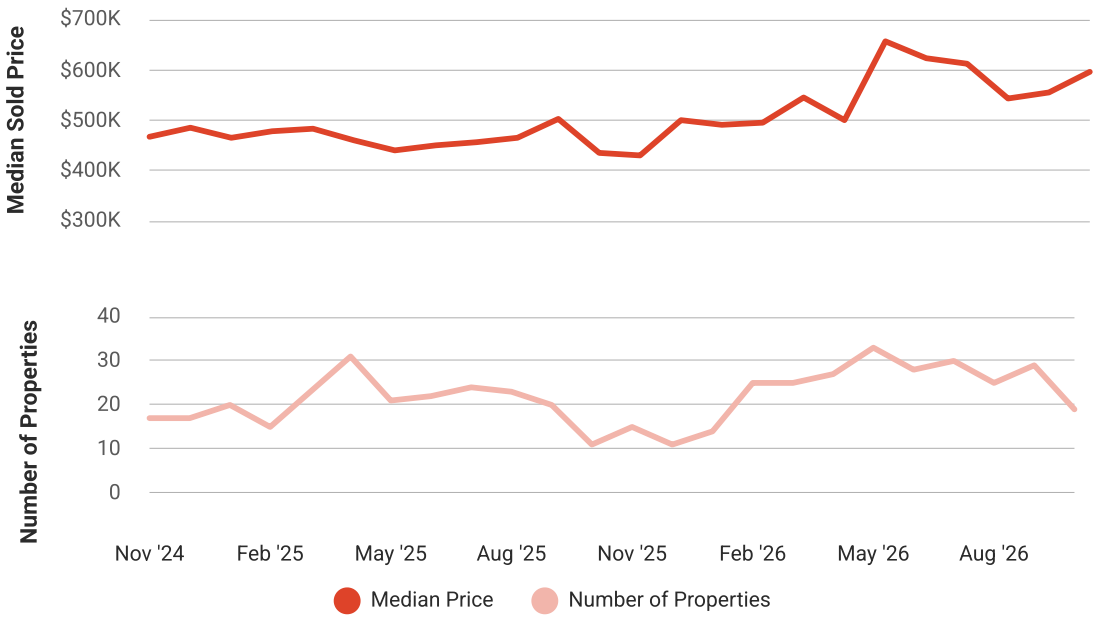

Median List Price vs Active Listings in Las Vegas, NV 89143

Single Family + Condo/Townhouse/Apt.

This chart compares the trend of median list price and number of active properties for the given location.

Source: Listing Data

Update Frequency: Monthly

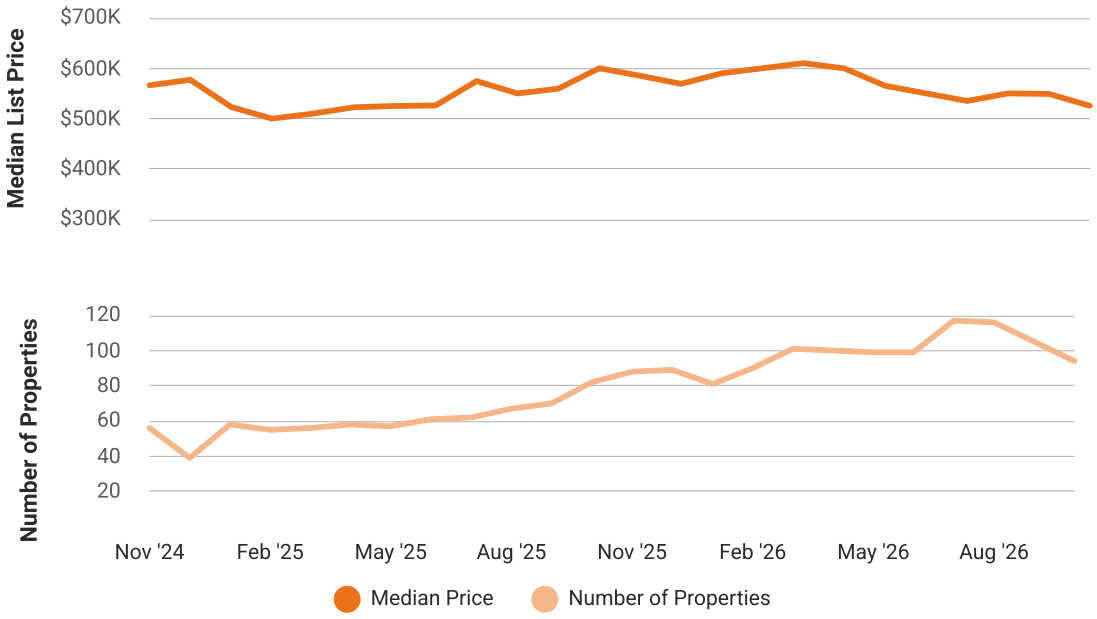

Copyright 2026 Realtors Property Resource® LLC. All Rights Reserved.
Information is not guaranteed. Equal Housing Opportunity.

Las Vegas, NV 89143

Market Snapshot

Value and Price Changes

	Current	Last Month	Last 3 Months	Last 12 Months	Last 24 Months	Last 36 Months
Median Est. Property Value Last Updated: 10/31/2026	$480,380	$478,640 +0.36%	$478,560 +0.38%	$488,210 -1.6%	$472,830 +1.6%	$441,620 +8.78%
Median Sold Price Last Updated: 10/31/2026	$595,950	$555,000 +7.38%	$612,000 -2.62%	$435,000 +37%	$435,000 +37%	$420,545 +41.71%
Median List Price Last Updated: 10/31/2026	$525,500	$549,000 -4.28%	$534,999 -1.78%	$599,925 -12.41%	$546,450 -3.83%	$525,000 +0.1%

About this Data: Because some brokerages may choose not to include their MLS listing content within the RPR platform, the analysis contained in this report may not have been created using all the available listing data within this geographical market.
Median estimated property values are generated by a valuation model and are not formal appraisals. Valuations are based on public records and MLS data where licensed. The Metrics displayed here reflect **All Residential Single Family, Condo, Townhouse and Apartment properties** data.

Market Activity

Market Activity Filters

Sort Order: Date
Maximum Properties Per Change Type: 10
Change Types: New Listings, Pending, Closed, Distressed
Property Types: Single Family, Condo/Townhouse/Apt
Property Features: Sale Price: Any, Lease Price: Any, Beds: Any, Baths: Any, Living Area: Any, Lot Size (acre): Any, Year Built: Any

Copyright 2026 Realtors Property Resource® LLC. All Rights Reserved.
Information is not guaranteed. Equal Housing Opportunity.

Las Vegas, NV 89143

Summary

For Sale Activity in the Last 3 Months

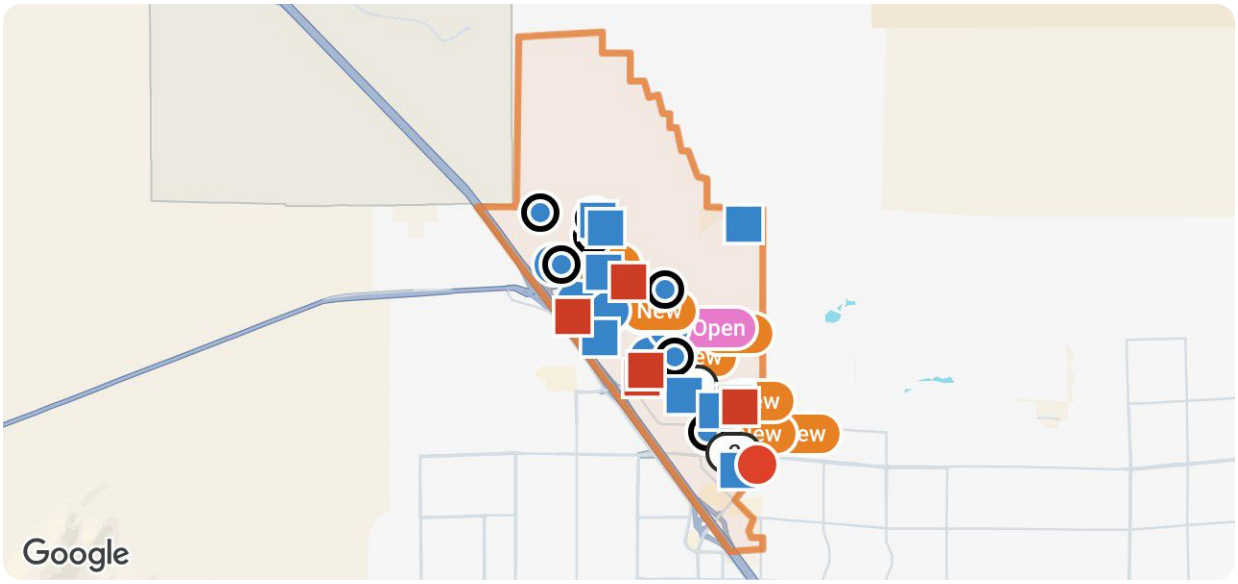

Legend

- For Sale Pending
- For Sale / Lease
- Recently Closed
- Distressed

	New	Pending	Closed	Distressed
Number of Properties	10	10	10	3
Lowest Listing Price / Est.Value	$325,000	$350,000	$380,000	$416,730
Median Listing Price / Est.Value	$522,000	$469,500	$614,975	$458,870
Highest Listing Price / Est.Value	$685,000	$850,000	$735,847	$592,040
Average Price / sqft	$272	$226	$248	$208
Median Price / sqft	$271	$229	$238	$204
Average Days in RPR	5	68	91	–
Median Days in RPR	5	65	83	–
Total Volume	$5,281,535	$5,178,700	$5,829,737	$1,467,640
Source	Listings	Listings	Public Records & Listings	Public Records & Listings

Copyright 2026 Realtors Property Resource® LLC. All Rights Reserved.
Information is not guaranteed. Equal Housing Opportunity.

Las Vegas, NV 89143

Market Activity Breakdown

New

Source: Listings

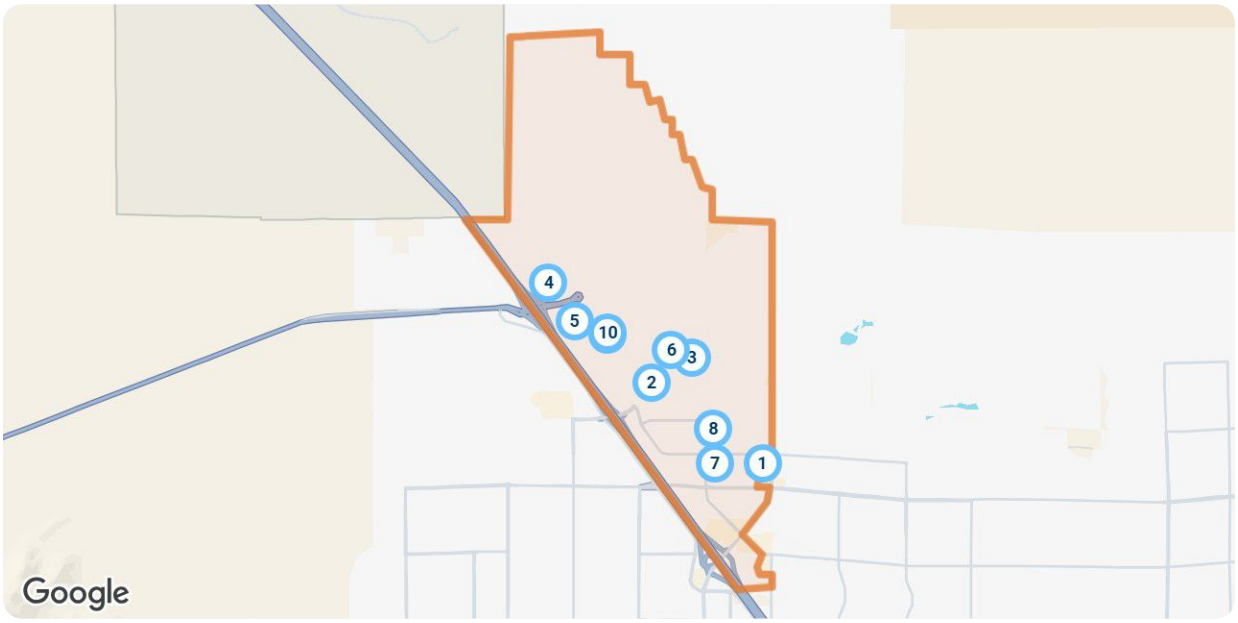

Legend

Active For Sale

New: 10 properties	Property Type	Beds / Baths	Living Area (sq ft)	Lot Size	Year Built	List Date / Days in RPR	List Price / $ Per Sq Ft
1  **9053 Pine Mission Ave** **Las Vegas, NV 89143** MLS ID: 2835338 Active / For Sale and For Lease *Listing Courtesy of SimpliHOM*	Single Family	3/3	2,067	4,792 sqft	2004	11/20/2026 2 days	$555,000 $269/sq ft
2  **8625 Pitch Fork Ave** **Las Vegas, NV 89143** MLS ID: 2835861 Active / For Sale and For Lease *Listing Courtesy of Nationwide Realty LLC*	Single Family	3/3	1,185	3,049 sqft	2004	11/20/2026 2 days	$325,000 $274/sq ft
3  **9145 Hines Ave** **Las Vegas, NV 89143** MLS ID: 2835221 Active / For Sale and For Lease *Listing Courtesy of Realty ONE Group, Inc*	Single Family	4/3	2,642	5,227 sqft	2004	11/18/2026 4 days	$525,000 $199/sq ft
4  **9713 Paso Fino St** **Las Vegas, NV 89143** MLS ID: 2835254 Active / For Sale and For Lease *Listing Courtesy of Equity Union Real Estate*	Single Family	4/3	2,378	6,970 sqft	2004	11/18/2026 4 days	$685,000 $288/sq ft
5  **9226 Alden Pointe Ct** **Las Vegas, NV 89143** MLS ID: 2834654 Active / For Sale and For Lease *Listing Courtesy of Redfin*	Single Family	3/3	2,458	3,920 sqft	2023	11/17/2026 5 days	$519,000 $211/sq ft

Copyright 2026 Realtors Property Resource® LLC. All Rights Reserved.
Information is not guaranteed. Equal Housing Opportunity.

Las Vegas, NV 89143

New: 10 properties	Property Type	Beds / Baths	Living Area (sq ft)	Lot Size	Year Built	List Date / Days in RPR	List Price / $ Per Sq Ft
6  **10205 Garnet Bend Pl** **Las Vegas, NV 89143** MLS ID: 2835007 Active / For Sale and For Lease *Listing Courtesy of eXp Realty*	Single Family	2/2	1,647	4,792 sqft	2026	11/17/2026 5 days	$594,680 $361/sq ft
7  **9452 Lunar Ray St** **Las Vegas, NV 89143** MLS ID: 2834651 Active / For Sale and For Lease *Listing Courtesy of Realty ONE Group, Inc*	Single Family	3/3	1,935	4,251 sqft	2023	11/17/2026 5 days	$489,000 $253/sq ft
8  **10041 Sangria Sunrise Ave** **Las Vegas, NV 89143** MLS ID: 2834985 Active / For Sale and For Lease *Listing Courtesy of eXp Realty*	Condo/Townhouse/Apt.	2/3	1,682	3,920 sqft	2026	11/17/2026 5 days	$517,890 $308/sq ft
9  **10057 Sangria Sunrise Ave** **Las Vegas, NV 89143** MLS ID: 2834953 Active / For Sale and For Lease *Listing Courtesy of eXp Realty*	Condo/Townhouse/Apt.	2/2	1,377	3,920 sqft	2026	11/17/2026 5 days	$453,015 $329/sq ft
10  **9081 Hemisphere St** **Las Vegas, NV 89143** MLS ID: 2834219 Active / For Sale and For Lease *Listing Courtesy of Real Estate Consultants of Nv*	Single Family	4/3	2,746	4,356 sqft	2026	11/13/2026 9 days	$617,950 $225/sq ft

Pending

Source: Listings

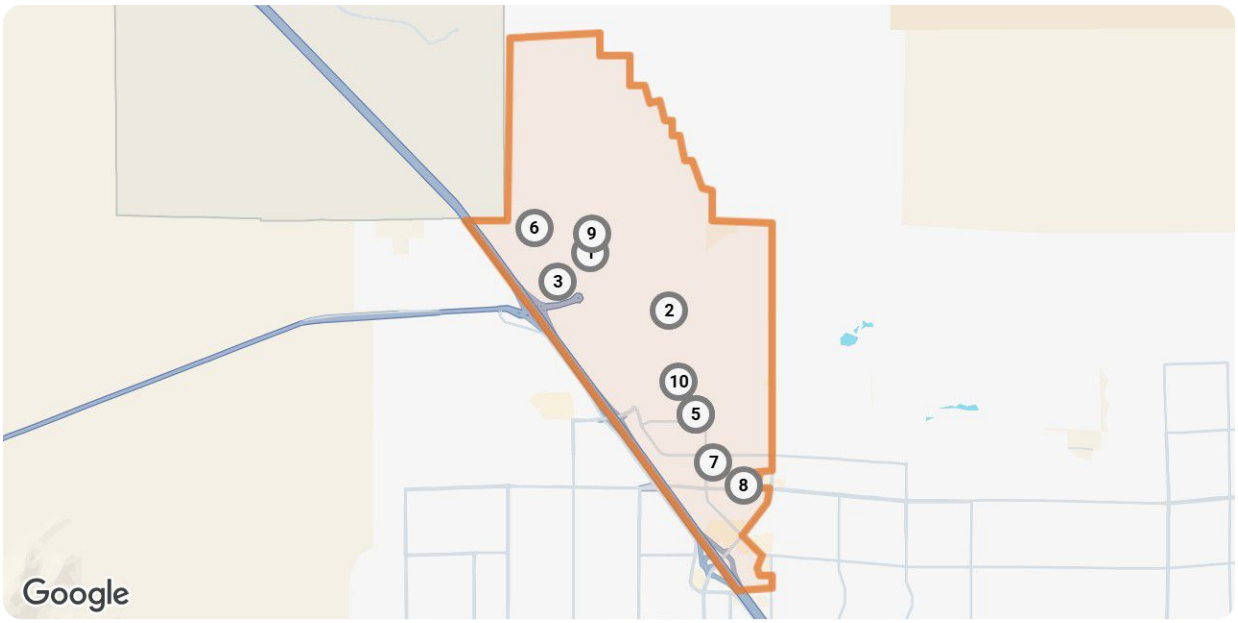

Legend

Pending

Copyright 2026 Realtors Property Resource® LLC. All Rights Reserved.
Information is not guaranteed. Equal Housing Opportunity.

Las Vegas, NV 89143

	Pending: 10 properties	Property Type	Beds / Baths	Living Area (sq ft)	Lot Size / Year Built	List Date	List Price / $ Per Sq Ft	Pending Date / Days in RPR
1	 **8108 Bronze Treasure Ct** **Las Vegas, NV 89143** MLS ID: 2821430 Pending / For Sale and For Lease *Listing Courtesy of eXp Realty*	Single Family	4/3	2,405	6,098 sqft 2001	9/24/2026	$439,900 $183/sq ft	11/11/2026 48 days
2	 **10440 Celestial Pole St** **Las Vegas, NV 89143** MLS ID: 2812234 Pending / For Sale and For Lease *Listing Courtesy of Real Estate Consultants of Nv*	Single Family	4/4	2,640	5,663 sqft 2026	8/25/2026	$636,950 $241/sq ft	11/8/2026 75 days
3	 **8900 Ochoa St** **Las Vegas, NV 89143** MLS ID: 2821250 Pending / For Sale and For Lease *Listing Courtesy of Coldwell Banker Premier*	Single Family	4/3	2,490	4,792 sqft 2004	9/24/2026	$474,000 $190/sq ft	11/4/2026 41 days
4	 **8524 Pitney Ave** **Las Vegas, NV 89143** MLS ID: 2818522 Pending / For Sale and For Lease *Listing Courtesy of Simply Vegas*	Single Family	3/3	1,804	3,049 sqft 2012	9/18/2026	$389,900 $216/sq ft	11/4/2026 47 days
5	 **9105 Hines Ave** **Las Vegas, NV 89143** MLS ID: 2820268 Pending / For Sale and For Lease *Listing Courtesy of New Vision Realty of Las Vegas*	Single Family	4/3	2,642	4,792 sqft 2004	9/19/2026	$540,000 $204/sq ft	11/2/2026 44 days
6	 **8924 Colorful Pines Ave** **Las Vegas, NV 89143** MLS ID: 2803538 Pending / For Sale and For Lease *Listing Courtesy of Signature Real Estate Group*	Single Family	3/2	1,519	5,663 sqft 1998	7/28/2026	$375,000 $247/sq ft	11/1/2026 96 days
7	 **9025 Loggers Mill Ave** **Las Vegas, NV 89143** MLS ID: 2817088 Pending / For Sale and For Lease *Listing Courtesy of Scofield Group LLC*	Single Family	4/3	1,729	5,227 sqft 2003	9/8/2026	$465,000 $269/sq ft	11/1/2026 54 days
8	 **10369 Celestial Pole St** **Las Vegas, NV 89143** MLS ID: 2806840 Pending / For Sale and For Lease *Listing Courtesy of Real Estate Consultants of Nv*	Single Family	3/4	2,295	5,227 sqft 2026	8/5/2026	$657,950 $287/sq ft	10/29/2026 85 days
9	 **8905 Goldstone Ave** **Las Vegas, NV 89143** MLS ID: 2798735 Pending / For Sale and For Lease *Listing Courtesy of Keller Williams Realty Las Veg*	Single Family	5/5	4,964	9,148 sqft 2001	7/10/2026	$850,000 $171/sq ft	10/29/2026 111 days
10	 **8284 Harvest Spring Pl** **Las Vegas, NV 89143** MLS ID: 2806068 Pending / For Sale and For Lease *Listing Courtesy of Signature Real Estate Group*	Single Family	3/3	1,375	2,178 sqft 2004	8/7/2026	$350,000 $255/sq ft	10/29/2026 83 days

Copyright 2026 Realtors Property Resource® LLC. All Rights Reserved.
Information is not guaranteed. Equal Housing Opportunity.

Las Vegas, NV 89143

Closed

Source: Public Records and Listings

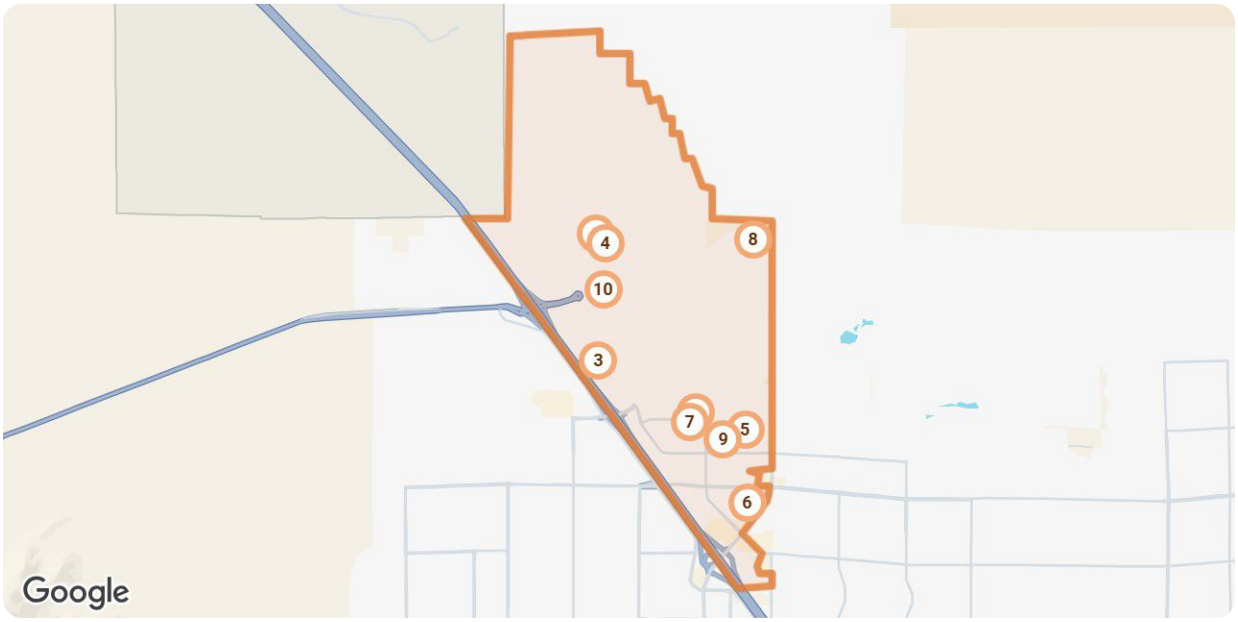

Legend

Closed

Closed: 10 properties	Property Type	Beds / Baths	Living Area (sq ft)	Lot Size / Year Built	Closed Date / Days in RPR	Closed Price / $ Per Sq Ft	List to Sold Price %
1  **10417 Celestial Pole St** **Las Vegas, NV 89143** MLS ID: 2812230 Closed / For Sale and For Lease *Courtesy of Real Estate Consultants of Nv*	Single Family	5/3	2,940	5,663 sqft 2026	11/20/2026 87 days	$690,000 $235/sq ft	↓ 1.42%
2  **9052 Black Elk Ave** **Las Vegas, NV 89143** MLS ID: 2810312 Closed / For Sale and For Lease *Courtesy of The Agency Las Vegas*	Single Family	4/3	1,965	5,227 sqft 2004	11/13/2026 53 days	$485,000 $247/sq ft	↓ 4.9%
3  **8400 Gracious Pine Ave** **Las Vegas, NV 89143** MLS ID: 2781912 Closed / For Sale and For Lease *Courtesy of Legacy Real Estate Group*	Single Family	4/3	2,156	7,841 sqft 1998	11/10/2026 156 days	$380,000 $176/sq ft	↓ 18.45%
4  **9090 Hemisphere St** **Las Vegas, NV 89143** MLS ID: 2812912 Closed / For Sale and For Lease *Courtesy of Real Estate Consultants of Nv*	Single Family	4/3	2,750	4,356 sqft 2026	11/10/2026 61 days	$629,950 $229/sq ft	↓ 1.56%
5  **10381 Arianna Summit St** **Las Vegas, NV 89143** Closed / Public Record	Single Family	–/–	–	8,499 sqft –	11/6/2026 – days	$660,000 –/sq ft	–
6  **10405 Arianna Summit St** **Las Vegas, NV 89143** Closed / Public Record	Single Family	–/–	–	7,484 sqft –	11/6/2026 – days	$735,847 –/sq ft	–

Copyright 2026 Realtors Property Resource® LLC. All Rights Reserved.
Information is not guaranteed. Equal Housing Opportunity.

Las Vegas, NV 89143

Closed: 10 properties	Property Type	Beds / Baths	Living Area (sq ft)	Lot Size / Year Built	Closed Date / Days in RPR	Closed Price / $ Per Sq Ft	List to Sold Price %
7  **9101 Hemisphere St** **Las Vegas, NV 89143** MLS ID: 2799706 Closed / For Sale and For Lease *Courtesy of Real Estate Consultants of Nv*	Single Family	3/3	2,440	4,356 sqft 2026	11/6/2026 83 days	$579,950 $238/sq ft	–
8  **8717 Pitch Fork Ave** **Las Vegas, NV 89143** MLS ID: 2801760 Closed / For Sale and For Lease *Courtesy of eXp Realty*	Single Family	3/3	1,595	3,049 sqft 2004	11/6/2026 26 days	$390,000 $245/sq ft	↓ 1.27%
9  **10223 Redwood Desert Dr** **Las Vegas, NV 89143** MLS ID: 2763478 Closed / For Sale and For Lease *Courtesy of eXp Realty*	Single Family	3/2	1,847	5,663 sqft 2026	11/6/2026 172 days	$678,990 $368/sq ft	↓ 1.45%
10  **10308 Celestial Pole St** **Las Vegas, NV 89143** Closed / Public Record	Single Family	–/–	–	5,245 sqft –	11/4/2026 – days	$600,000 –/sq ft	–

Distressed

Source: Public Records and Listings

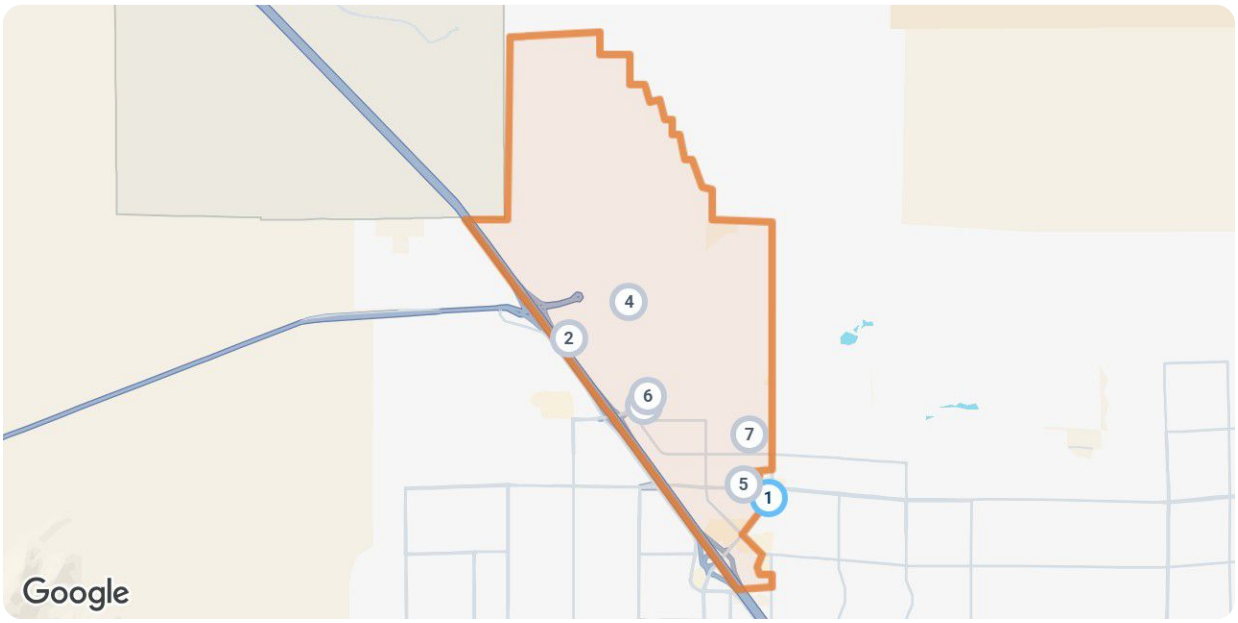

Legend

Off Market, Hold, Withdrawn, Expired, or Canceled

Distressed: 3 properties	Property Type	Beds / Baths	Living Area (sq ft)	Lot Size / Year Built	List Date / Days in RPR	List Price / $ Per Sq Ft	Distressed Date / Type
1  **9250 Alden Pointe Ct** **Las Vegas, NV 89143** Off Market / Public Record	Single Family	4/4	2,908	4,047 sqft 2023	– – days	– $204/sq ft	9/11/2026 Notice of Foreclosure Sale

Copyright 2026 Realtors Property Resource® LLC. All Rights Reserved.
Information is not guaranteed. Equal Housing Opportunity.

Las Vegas, NV 89143

Distressed: 3 properties	Property Type	Beds / Baths	Living Area (sq ft)	Lot Size / Year Built	List Date / Days in RPR	List Price / $ Per Sq Ft	Distressed Date / Type
2  **8529 Cheerful Brook Ave Las Vegas, NV 89143** Off Market / Public Record	Single Family	4/3	2,118	3,485 sqft 2004	– – days	– $197/sq ft	9/8/2026 Notice of Default
3  **8901 Picket Fence Ave Las Vegas, NV 89143** Off Market / Public Record	Single Family	4/3	2,048	0.25 acres 2000	– – days	– $224/sq ft	10/22/2026 Notice of Rescission

Summary

For Lease Activity in the Last 3 Months

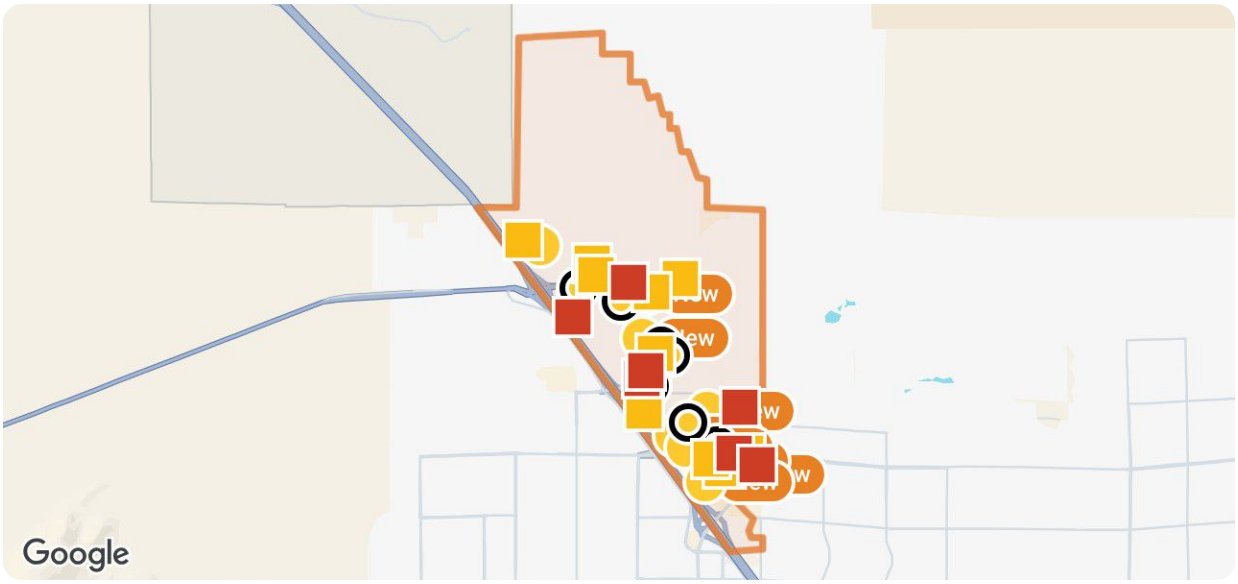

Legend

- For Sale Pending
- For Sale / Lease
- Recently Closed
- Distressed

	New	Pending	Closed	Distressed
Number of Properties	10	10	10	3
Lowest Listing Price / Est.Value	$325,000	$350,000	$380,000	$416,730
Median Listing Price / Est.Value	$522,000	$469,500	$604,950	$458,870
Highest Listing Price / Est.Value	$685,000	$850,000	$1,100,000	$592,040
Average Price / sqft	$272	$226	$266	$208
Median Price / sqft	$271	$229	$246	$204
Average Days in RPR	5	68	81	–
Median Days in RPR	5	65	69	–
Total Volume	$5,281,535	$5,178,700	$6,183,690	$1,467,640
Source	Listings	Listings	Public Records & Listings	Public Records & Listings

Copyright 2026 Realtors Property Resource® LLC. All Rights Reserved.
Information is not guaranteed. Equal Housing Opportunity.

Las Vegas, NV 89143

Market Activity Breakdown

New

Source: Listings

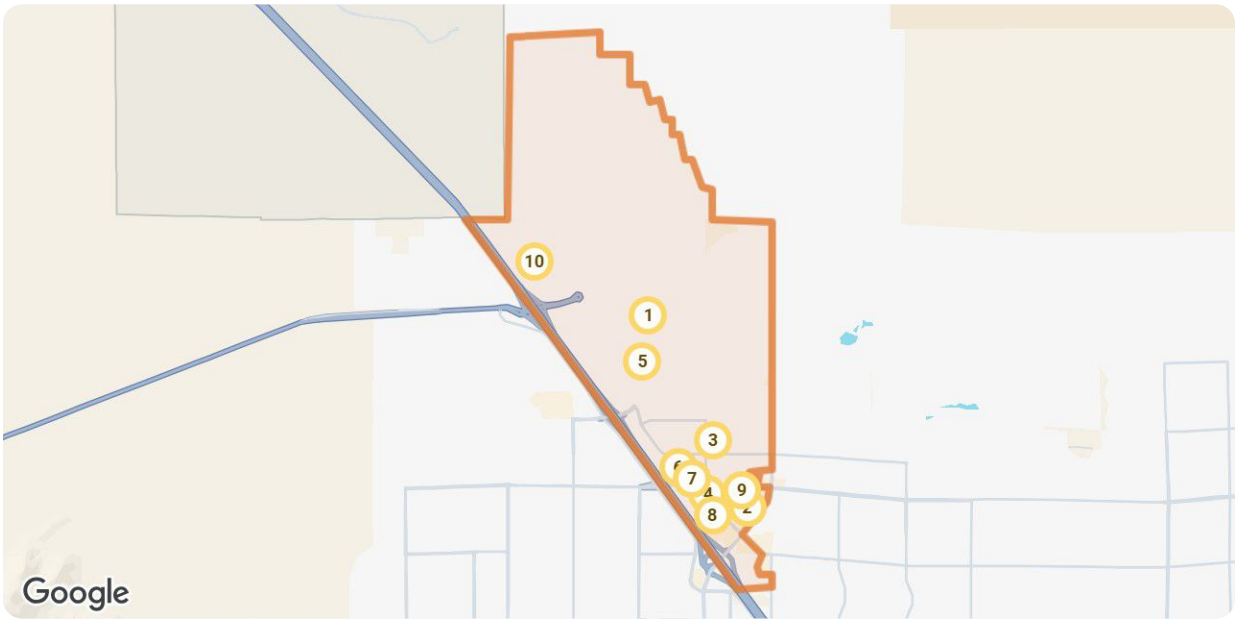

Legend

Active For Sale

New: 10 properties	Property Type	Beds / Baths	Living Area (sq ft)	Lot Size	Year Built	List Date / Days in RPR	List Price / $ Per Sq Ft
1  **9053 Pine Mission Ave** **Las Vegas, NV 89143** MLS ID: 2835338 Active / For Sale and For Lease *Listing Courtesy of SimpliHOM*	Single Family	3/3	2,067	4,792 sqft	2004	11/20/2026 2 days	$555,000 $269/sq ft
2  **8625 Pitch Fork Ave** **Las Vegas, NV 89143** MLS ID: 2835861 Active / For Sale and For Lease *Listing Courtesy of Nationwide Realty LLC*	Single Family	3/3	1,185	3,049 sqft	2004	11/20/2026 2 days	$325,000 $274/sq ft
3  **9145 Hines Ave** **Las Vegas, NV 89143** MLS ID: 2835221 Active / For Sale and For Lease *Listing Courtesy of Realty ONE Group, Inc*	Single Family	4/3	2,642	5,227 sqft	2004	11/18/2026 4 days	$525,000 $199/sq ft
4  **9713 Paso Fino St** **Las Vegas, NV 89143** MLS ID: 2835254 Active / For Sale and For Lease *Listing Courtesy of Equity Union Real Estate*	Single Family	4/3	2,378	6,970 sqft	2004	11/18/2026 4 days	$685,000 $288/sq ft
5  **9226 Alden Pointe Ct** **Las Vegas, NV 89143** MLS ID: 2834654 Active / For Sale and For Lease *Listing Courtesy of Redfin*	Single Family	3/3	2,458	3,920 sqft	2023	11/17/2026 5 days	$519,000 $211/sq ft

Copyright 2026 Realtors Property Resource® LLC. All Rights Reserved.
Information is not guaranteed. Equal Housing Opportunity.

Las Vegas, NV 89143

New: 10 properties	Property Type	Beds / Baths	Living Area (sq ft)	Lot Size	Year Built	List Date / Days in RPR	List Price / $ Per Sq Ft
6  **10205 Garnet Bend Pl** **Las Vegas, NV 89143** MLS ID: 2835007 Active / For Sale and For Lease *Listing Courtesy of eXp Realty*	Single Family	2/2	1,647	4,792 sqft	2026	11/17/2026 5 days	$594,680 $361/sq ft
7  **9452 Lunar Ray St** **Las Vegas, NV 89143** MLS ID: 2834651 Active / For Sale and For Lease *Listing Courtesy of Realty ONE Group, Inc*	Single Family	3/3	1,935	4,251 sqft	2023	11/17/2026 5 days	$489,000 $253/sq ft
8  **10041 Sangria Sunrise Ave** **Las Vegas, NV 89143** MLS ID: 2834985 Active / For Sale and For Lease *Listing Courtesy of eXp Realty*	Condo/Townhouse/Apt.	2/3	1,682	3,920 sqft	2026	11/17/2026 5 days	$517,890 $308/sq ft
9  **10057 Sangria Sunrise Ave** **Las Vegas, NV 89143** MLS ID: 2834953 Active / For Sale and For Lease *Listing Courtesy of eXp Realty*	Condo/Townhouse/Apt.	2/2	1,377	3,920 sqft	2026	11/17/2026 5 days	$453,015 $329/sq ft
10  **9081 Hemisphere St** **Las Vegas, NV 89143** MLS ID: 2834219 Active / For Sale and For Lease *Listing Courtesy of Real Estate Consultants of Nv*	Single Family	4/3	2,746	4,356 sqft	2026	11/13/2026 9 days	$617,950 $225/sq ft

Pending

Source: Listings

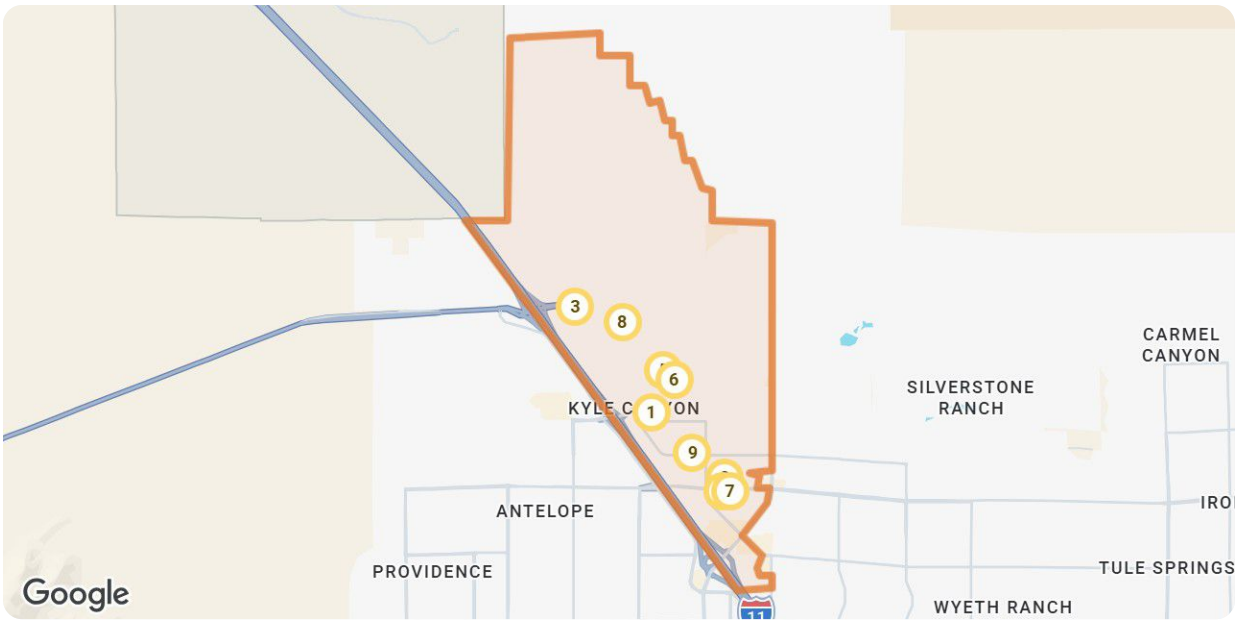

Legend

Pending

Copyright 2026 Realtors Property Resource® LLC. All Rights Reserved.
Information is not guaranteed. Equal Housing Opportunity.

Las Vegas, NV 89143

	Pending: 10 properties	Property Type	Beds / Baths	Living Area (sq ft)	Lot Size / Year Built	List Date	List Price / $ Per Sq Ft	Pending Date / Days in RPR
1	 **8108 Bronze Treasure Ct** **Las Vegas, NV 89143** MLS ID: 2821430 Pending / For Sale and For Lease *Listing Courtesy of eXp Realty*	Single Family	4/3	2,405	6,098 sqft 2001	9/24/2026	$439,900 $183/sq ft	11/11/2026 48 days
2	 **10440 Celestial Pole St** **Las Vegas, NV 89143** MLS ID: 2812234 Pending / For Sale and For Lease *Listing Courtesy of Real Estate Consultants of Nv*	Single Family	4/4	2,640	5,663 sqft 2026	8/25/2026	$636,950 $241/sq ft	11/8/2026 75 days
3	 **8900 Ochoa St** **Las Vegas, NV 89143** MLS ID: 2821250 Pending / For Sale and For Lease *Listing Courtesy of Coldwell Banker Premier*	Single Family	4/3	2,490	4,792 sqft 2004	9/24/2026	$474,000 $190/sq ft	11/4/2026 41 days
4	 **8524 Pitney Ave** **Las Vegas, NV 89143** MLS ID: 2818522 Pending / For Sale and For Lease *Listing Courtesy of Simply Vegas*	Single Family	3/3	1,804	3,049 sqft 2012	9/18/2026	$389,900 $216/sq ft	11/4/2026 47 days
5	 **9105 Hines Ave** **Las Vegas, NV 89143** MLS ID: 2820268 Pending / For Sale and For Lease *Listing Courtesy of New Vision Realty of Las Vegas*	Single Family	4/3	2,642	4,792 sqft 2004	9/19/2026	$540,000 $204/sq ft	11/2/2026 44 days
6	 **8924 Colorful Pines Ave** **Las Vegas, NV 89143** MLS ID: 2803538 Pending / For Sale and For Lease *Listing Courtesy of Signature Real Estate Group*	Single Family	3/2	1,519	5,663 sqft 1998	7/28/2026	$375,000 $247/sq ft	11/1/2026 96 days
7	 **9025 Loggers Mill Ave** **Las Vegas, NV 89143** MLS ID: 2817088 Pending / For Sale and For Lease *Listing Courtesy of Scofield Group LLC*	Single Family	4/3	1,729	5,227 sqft 2003	9/8/2026	$465,000 $269/sq ft	11/1/2026 54 days
8	 **10369 Celestial Pole St** **Las Vegas, NV 89143** MLS ID: 2806840 Pending / For Sale and For Lease *Listing Courtesy of Real Estate Consultants of Nv*	Single Family	3/4	2,295	5,227 sqft 2026	8/5/2026	$657,950 $287/sq ft	10/29/2026 85 days
9	 **8905 Goldstone Ave** **Las Vegas, NV 89143** MLS ID: 2798735 Pending / For Sale and For Lease *Listing Courtesy of Keller Williams Realty Las Veg*	Single Family	5/5	4,964	9,148 sqft 2001	7/10/2026	$850,000 $171/sq ft	10/29/2026 111 days
10	 **8284 Harvest Spring Pl** **Las Vegas, NV 89143** MLS ID: 2806068 Pending / For Sale and For Lease *Listing Courtesy of Signature Real Estate Group*	Single Family	3/3	1,375	2,178 sqft 2004	8/7/2026	$350,000 $255/sq ft	10/29/2026 83 days

Copyright 2026 Realtors Property Resource® LLC. All Rights Reserved.
Information is not guaranteed. Equal Housing Opportunity.

Las Vegas, NV 89143

Closed

Source: Public Records and Listings

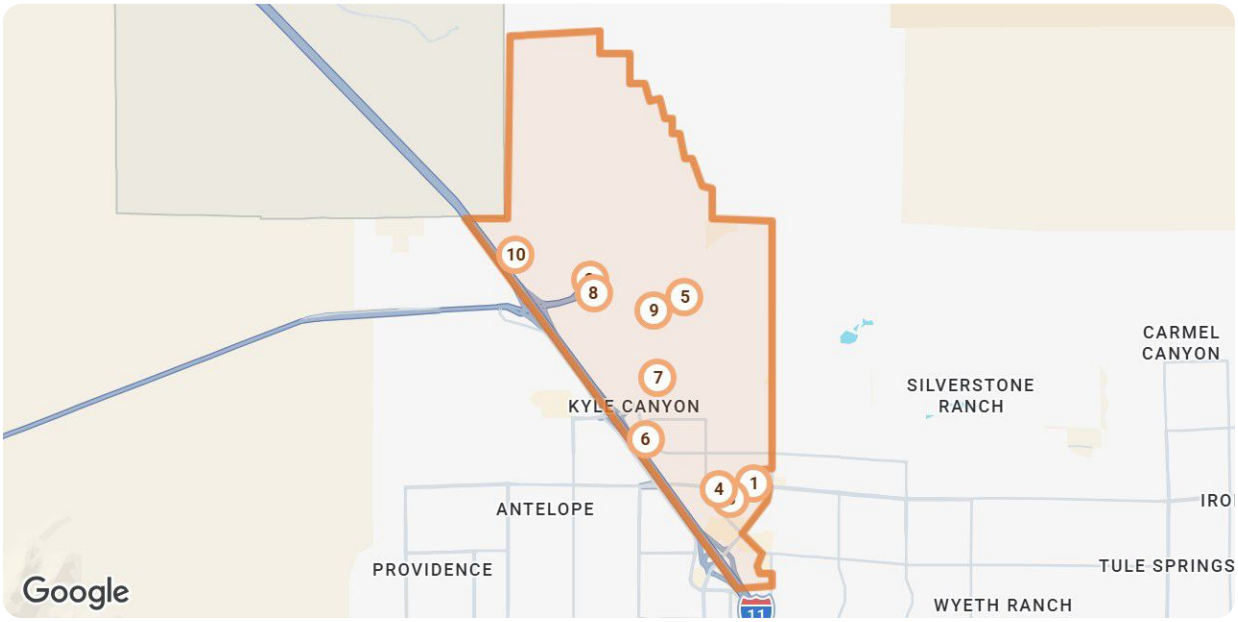

Legend

Closed

Closed: 10 properties	Property Type	Beds / Baths	Living Area (sq ft)	Lot Size / Year Built	Closed Date / Days in RPR	Closed Price / $ Per Sq Ft	List to Sold Price %
1  **10417 Celestial Pole St** **Las Vegas, NV 89143** MLS ID: 2812230 Closed / For Sale and For Lease *Courtesy of Real Estate Consultants of Nv*	Single Family	5/3	2,940	5,663 sqft 2026	11/20/2026 87 days	$690,000 $235/sq ft	↓ 1.42%
2  **9052 Black Elk Ave** **Las Vegas, NV 89143** MLS ID: 2810312 Closed / For Sale and For Lease *Courtesy of The Agency Las Vegas*	Single Family	4/3	1,965	5,227 sqft 2004	11/13/2026 53 days	$485,000 $247/sq ft	↓ 4.9%
3  **8400 Gracious Pine Ave** **Las Vegas, NV 89143** MLS ID: 2781912 Closed / For Sale and For Lease *Courtesy of Legacy Real Estate Group*	Single Family	4/3	2,156	7,841 sqft 1998	11/10/2026 156 days	$380,000 $176/sq ft	↓ 18.45%
4  **9090 Hemisphere St** **Las Vegas, NV 89143** MLS ID: 2812912 Closed / For Sale and For Lease *Courtesy of Real Estate Consultants of Nv*	Single Family	4/3	2,750	4,356 sqft 2026	11/10/2026 61 days	$629,950 $229/sq ft	↓ 1.56%
5  **9101 Hemisphere St** **Las Vegas, NV 89143** MLS ID: 2799706 Closed / For Sale and For Lease *Courtesy of Real Estate Consultants of Nv*	Single Family	3/3	2,440	4,356 sqft 2026	11/6/2026 83 days	$579,950 $238/sq ft	–

Copyright 2026 Realtors Property Resource® LLC. All Rights Reserved.
Information is not guaranteed. Equal Housing Opportunity.

Las Vegas, NV 89143

Closed: 10 properties	Property Type	Beds / Baths	Living Area (sq ft)	Lot Size / Year Built	Closed Date / Days in RPR	Closed Price / $ Per Sq Ft	List to Sold Price %
6  **8717 Pitch Fork Ave** **Las Vegas, NV 89143** MLS ID: 2801760 Closed / For Sale and For Lease *Courtesy of eXp Realty*	Single Family	3/3	1,595	3,049 sqft 2004	11/6/2026 26 days	$390,000 $245/sq ft	↓ 1.27%
7  **10223 Redwood Desert Dr** **Las Vegas, NV 89143** MLS ID: 2763478 Closed / For Sale and For Lease *Courtesy of eXp Realty*	Single Family	3/2	1,847	5,663 sqft 2026	11/6/2026 172 days	$678,990 $368/sq ft	↓ 1.45%
8  **8420 Cedar Mill Falls Ct** **Las Vegas, NV 89143** MLS ID: 2804623 Closed / For Sale and For Lease *Courtesy of The Agency Las Vegas*	Single Family	4/4	3,330	0.49 acres 2010	11/3/2026 69 days	$1,100,000 $330/sq ft	↓ 8.33%
9  **9447 Elmhurst Ridge Ave** **Las Vegas, NV 89143** MLS ID: 2813216 Closed / For Sale and For Lease *Courtesy of Signature Real Estate Group*	Single Family	3/3	1,764	4,356 sqft 2023	11/2/2026 36 days	$449,900 $255/sq ft	–
10  **9701 Garnet Fire Ln** **Las Vegas, NV 89143** MLS ID: 2796910 Closed / For Sale and For Lease *Courtesy of eXp Realty*	Single Family	3/3	2,366	6,534 sqft 2026	10/29/2026 68 days	$799,900 $338/sq ft	–

Distressed

Source: Public Records and Listings

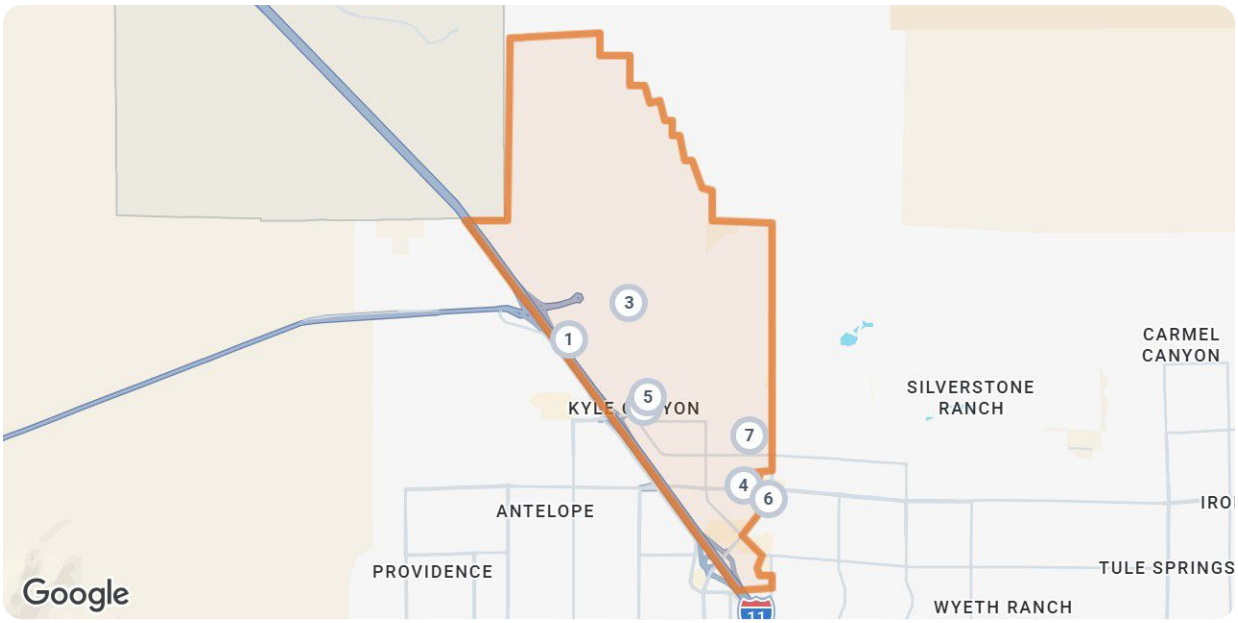

Legend

Off Market, Hold, Withdrawn, Expired, or Canceled

Copyright 2026 Realtors Property Resource® LLC. All Rights Reserved.
Information is not guaranteed. Equal Housing Opportunity.

Las Vegas, NV 89143

	Distressed: 3 properties	Property Type	Beds / Baths	Living Area (sq ft)	Lot Size / Year Built	List Date / Days in RPR	List Price / $ Per Sq Ft	Distressed Date / Type
1	 **9250 Alden Pointe Ct** **Las Vegas, NV 89143** Off Market / Public Record	Single Family	4/4	2,908	4,047 sqft 2023	– – days	– $204/sq ft	9/11/2026 Notice of Foreclosure Sale
2	 **8529 Cheerful Brook Ave** **Las Vegas, NV 89143** Off Market / Public Record	Single Family	4/3	2,118	3,485 sqft 2004	– – days	– $197/sq ft	9/8/2026 Notice of Default
3	 **8901 Picket Fence Ave** **Las Vegas, NV 89143** Off Market / Public Record	Single Family	4/3	2,048	0.25 acres 2000	– – days	– $224/sq ft	10/22/2026 Notice of Rescission

About RPR

- RPR® is the nation's largest property database, exclusively for REALTORS®. It empowers REALTORS® to help buyers and sellers make informed decisions, backed by a real estate database covering more than 160 million residential and commercial properties in the United States.
- RPR is a wholly owned subsidiary of the National Association of REALTORS® and a member benefit to REALTORS®.
- RPR's data sources range from MLSs and county-level tax and assessment offices, to the U.S. Census and FEMA, to specialty data set providers such as Esri (consumer data), Niche (school information) and Precisely (geographic boundaries).

Learn More

For more information about RPR, please visit RPR's public website: **https://blog.narrpr.com**

NATIONAL ASSOCIATION OF REALTORS® | RPR®

Copyright 2026 Realtors Property Resource® LLC. All Rights Reserved.
Information is not guaranteed. Equal Housing Opportunity.