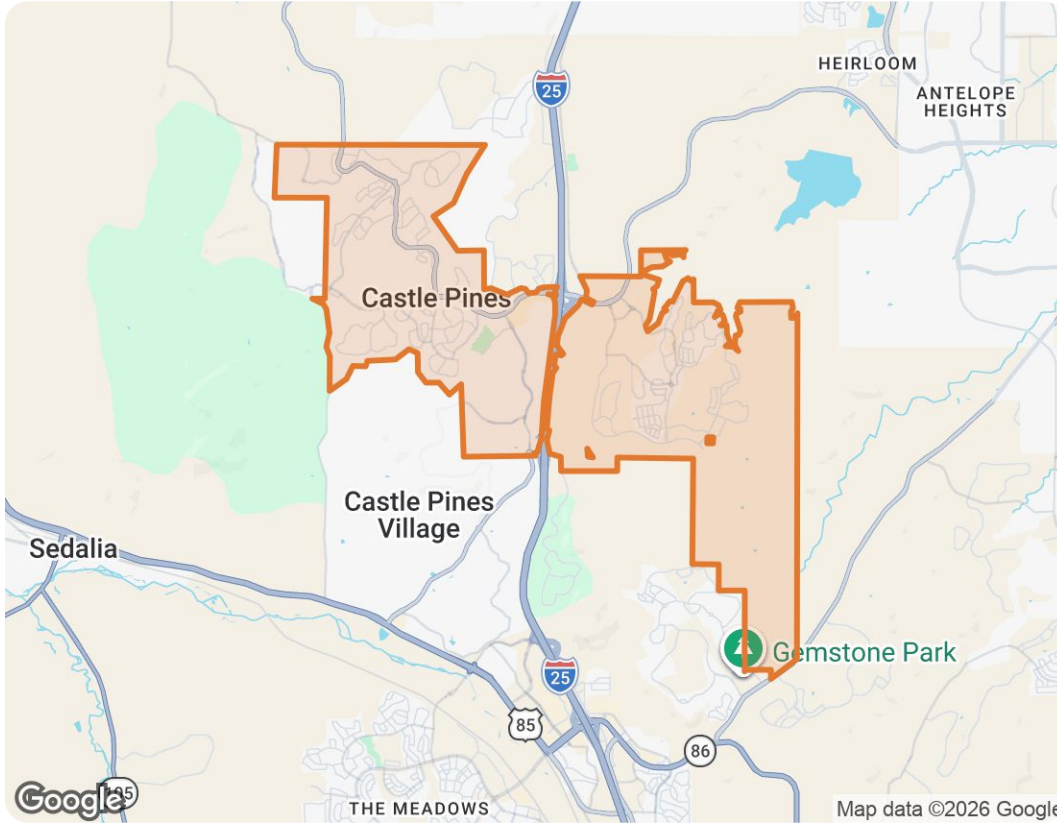


## Castle Pines, Colorado



*The biggest buyer rebates and lowest selling fees in real estate – without sacrificing full-service support, 7 days a week.*

ShopProp Licensed CA, WA, HI, AZ, MI, TX, VA, CO

📞 Office (888) 821-0556

✉️ [team@shopprop.com](mailto:team@shopprop.com)

🌐 [www.shopprop.com](http://www.shopprop.com)

# Shop|Prop

ShopProp Inc.

# Castle Pines, Colorado

## Market Trends

### Market Trends for Castle Pines, Colorado

Single Family + Condo/Townhouse/Apt.

**May 2026**

**Market Type**

**Seller's Market**

Balanced Market

Buyer's Market

---

**Key Details**

<p>Months of Inventory</p> <p style="font-size: 24px; font-weight: bold;">4.16</p> <p style="font-size: 12px;">↑ 0.97% MoM</p>	<p>Sold to List Price %</p> <p style="font-size: 24px; font-weight: bold;">99.6%</p> <p style="font-size: 12px;">↑ 2.27% MoM</p>	<p>Median Days in RPR</p> <p style="font-size: 24px; font-weight: bold;">28</p> <p style="font-size: 12px;">↑ 47.37% MoM</p>	<p>Median Sold Price</p> <p style="font-size: 24px; font-weight: bold;">\$996,750</p> <p style="font-size: 12px;">↓ 1.41% MoM</p>
--	--	--	---

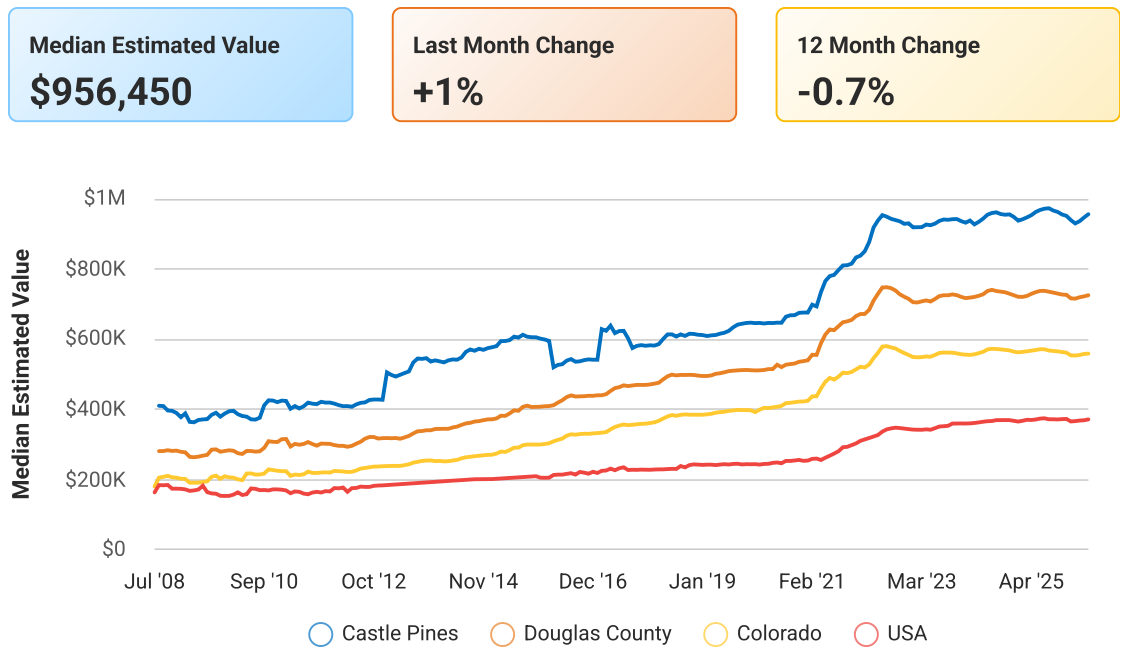
### May 2026 Median Estimated Property Value

Single Family + Condo/Townhouse/Apt.

This graphic displays property estimates for a market area and a subject property, where one has been selected. Estimated property values are generated by a valuation model and are not formal appraisals.

Source: Public records, and MLS sources where licensed

Update Frequency: Monthly



# Castle Pines, Colorado

## May 2026 Active Listings

### Castle Pines, Colorado

Single Family + Condo/Townhouse/Apt.

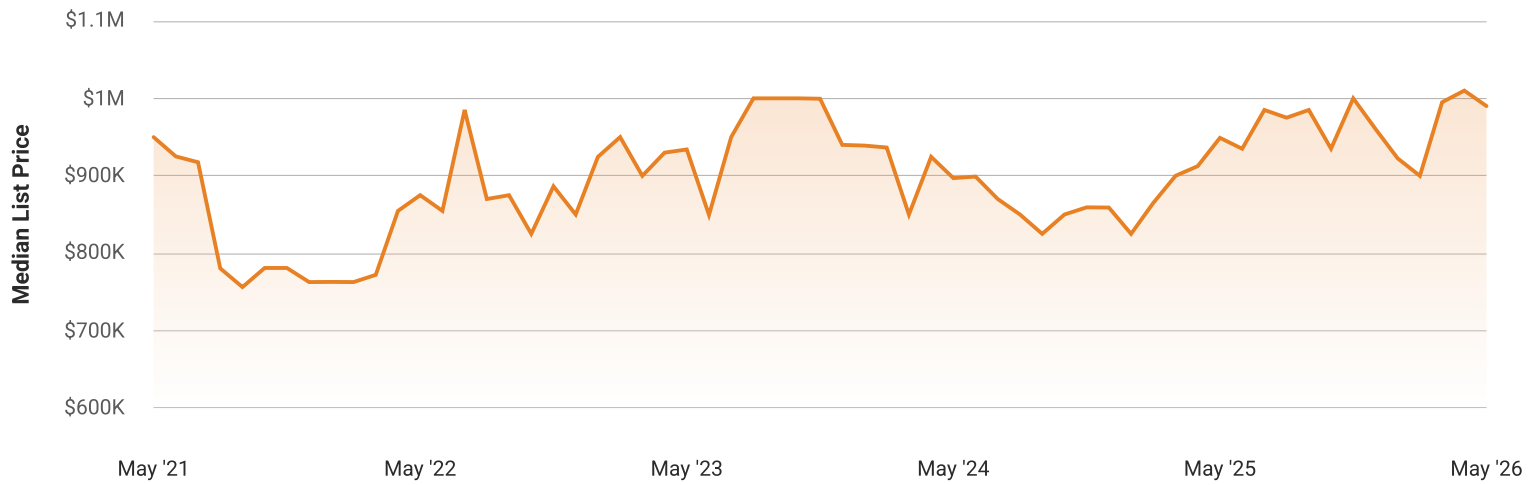
This graphic summarizes key statistics for properties that were in an active status on the last day of each month. RPR uses list date and a derived pending date to determine if the listing was active on the last day of the month. An end-of-month snapshot of active listings helps to understand inventory levels, price points and duration on the market.

Source: Listing sources

Update Frequency: Monthly

**Median List Price - \$990,000**

↓ 2% Month over Month



# Castle Pines, Colorado

## May 2026 Sold Listings

### Castle Pines, Colorado

Single Family + Condo/Townhouse/Apt.

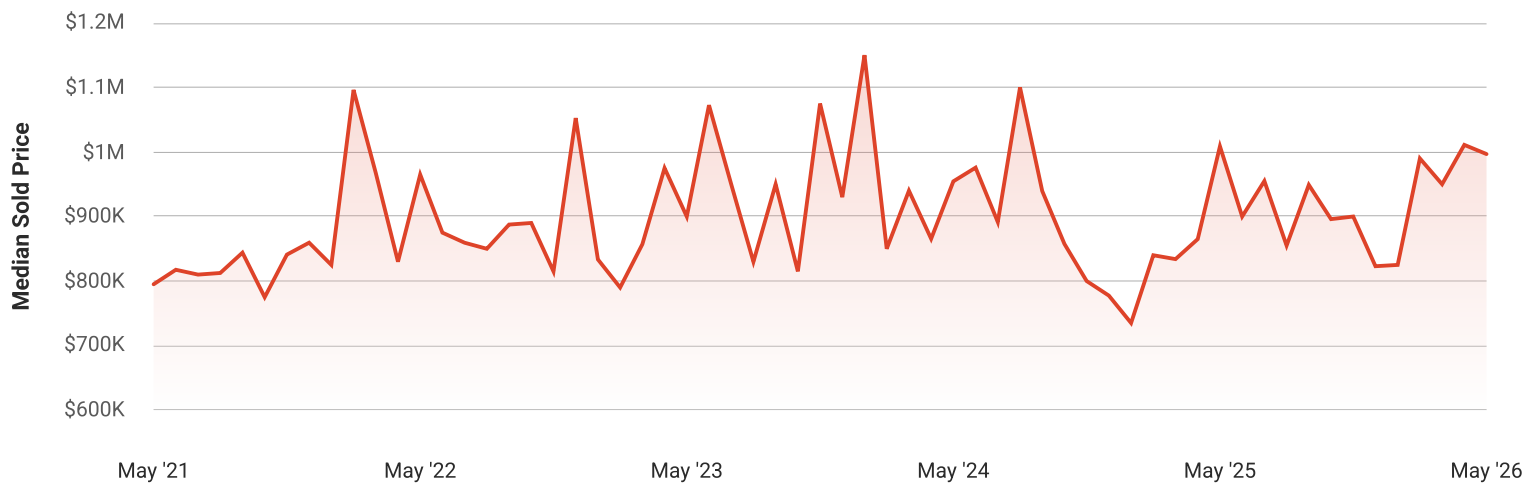
This graphic summarizes key statistics for properties that sold each month. RPR uses a derived sold date to determine when a property moved into a sold status within the given month. These statistics are important for understanding the price points on sold properties as well as the difference between the list price and sold price, which reveals whether buyers are paying over or under the asking price.

Source: Listing sources

Update Frequency: Monthly

**Median Sold Price - \$996,750**

↓ 1.4% Month over Month



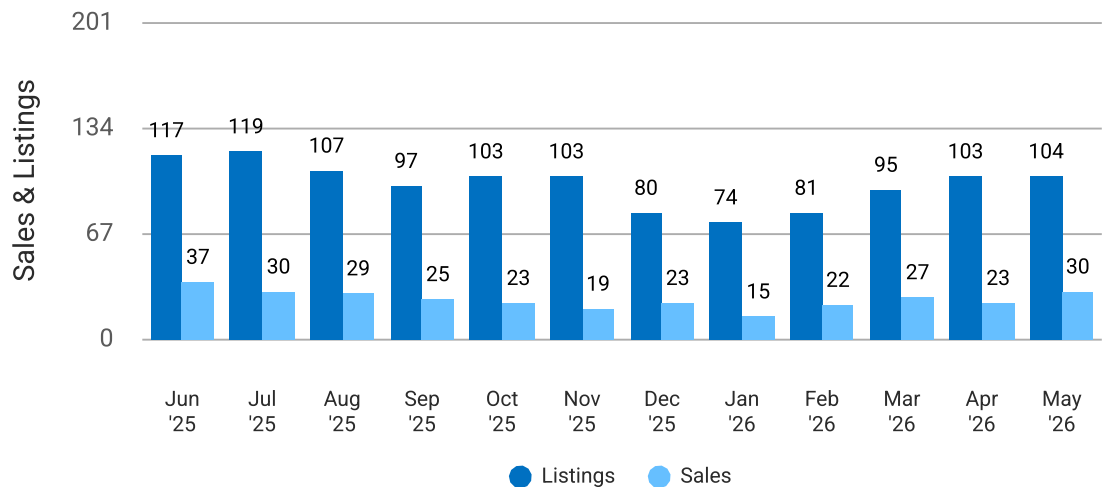
## Total Sales and Active Listings in Castle Pines, Colorado

Single Family + Condo/Townhouse/Apt.

This graph compares the number of sales with the number of active listings in the local market.

Source: MLS data where licensed

Update Frequency: Monthly



# Castle Pines, Colorado

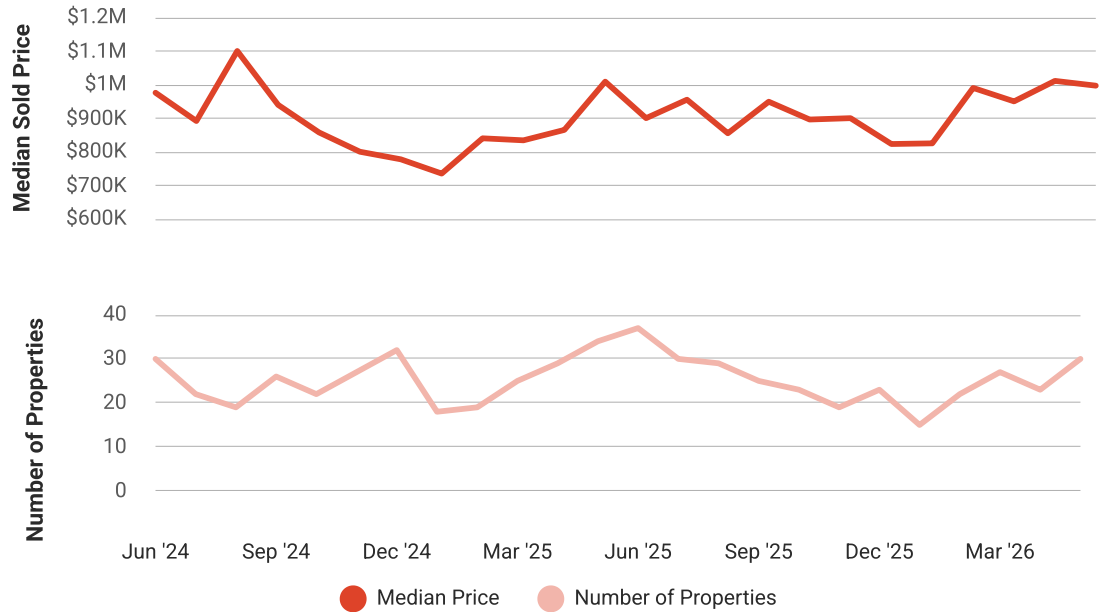
## Median Sold Price vs Sold Listings in Castle Pines, Colorado

Single Family + Condo/Townhouse/Apt.

This chart compares the trend of median sold price and number of sold listings for the given location.

Source: Listing Data

Update Frequency: Monthly



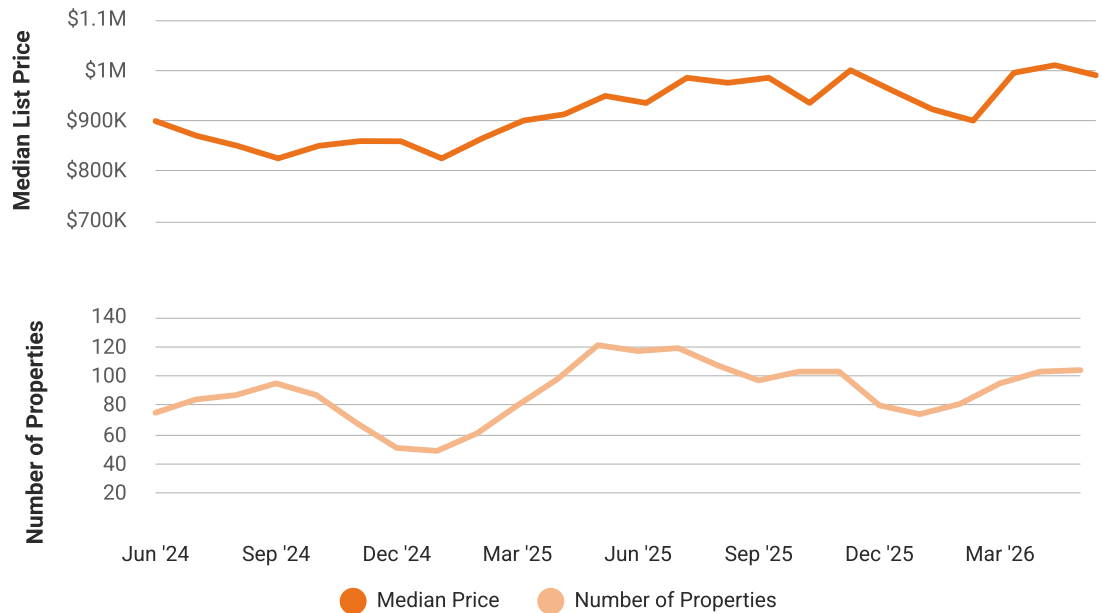
## Median List Price vs Active Listings in Castle Pines, Colorado

Single Family + Condo/Townhouse/Apt.

This chart compares the trend of median list price and number of active properties for the given location.

Source: Listing Data

Update Frequency: Monthly



# Castle Pines, Colorado

## Market Snapshot

### Value and Price Changes

	Current	Last Month	Last 3 Months	Last 12 Months	Last 24 Months	Last 36 Months
<b>Median Est. Property Value</b> Last Updated: 5/31/2026	\$956,450	\$946,880 <b>+1.01%</b>	\$930,070 <b>+2.84%</b>	\$962,870 <b>-0.67%</b>	\$943,880 <b>+1.33%</b>	\$925,020 <b>+3.4%</b>
<b>Median Sold Price</b> Last Updated: 5/31/2026	\$996,750	\$1,011,000 <b>-1.41%</b>	\$990,000 <b>+0.68%</b>	\$1,008,745 <b>-1.19%</b>	\$954,500 <b>+4.43%</b>	\$899,900 <b>+10.76%</b>
<b>Median List Price</b> Last Updated: 5/31/2026	\$990,000	\$1,010,000 <b>-1.98%</b>	\$899,900 <b>+10.01%</b>	\$949,000 <b>+4.32%</b>	\$897,000 <b>+10.37%</b>	\$934,000 <b>+6%</b>

**About this Data:** Because some brokerages may choose not to include their MLS listing content within the RPR platform, the analysis contained in this report may not have been created using all the available listing data within this geographical market. Median estimated property values are generated by a valuation model and are not formal appraisals. Valuations are based on public records and MLS data where licensed. The Metrics displayed here reflect **All Residential Single Family, Condo, Townhouse and Apartment properties** data.

## Market Activity

### Market Activity Filters

Sort Order: Date

Maximum Properties Per Change Type: 10

Change Types: New Listings, Pending, Closed, Distressed

Property Types: Single Family, Condo/Townhouse/Apt

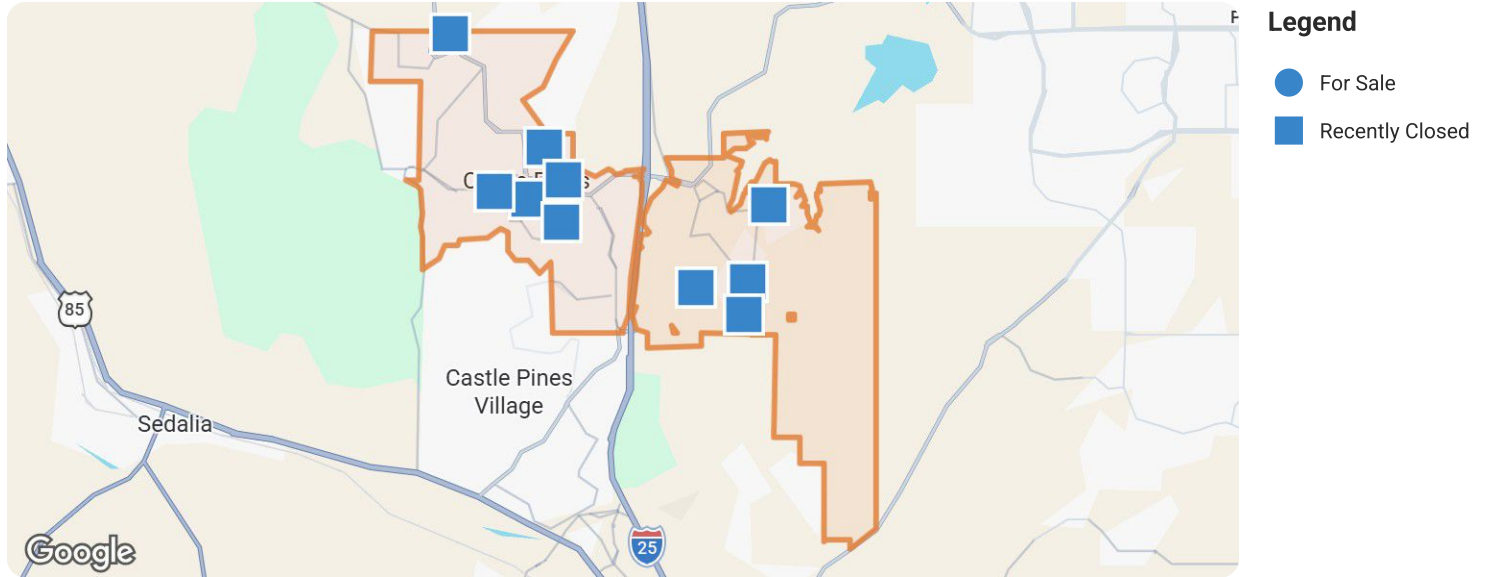
Property Features: Sale Price: Any, Lease Price: Any, Beds: Any, Baths: Any, Living Area: Any, Lot Size (acre): Any, Year Built: Any



# Castle Pines, Colorado

## Summary

### For Sale Activity in the Last 3 Months



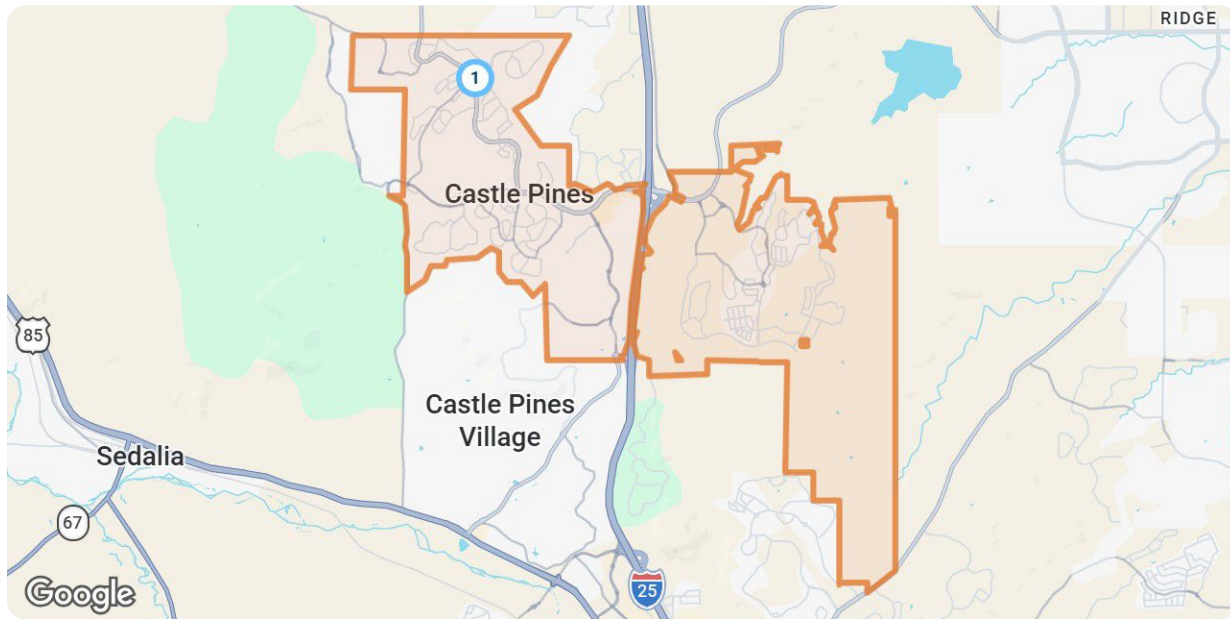
	New	Closed
Number of Properties	2	10
Lowest Listing Price / Est.Value	\$779,000	\$498,000
Median Listing Price / Est.Value	\$787,000	\$1,049,500
Highest Listing Price / Est.Value	\$795,000	\$2,790,000
Average Price / sqft	\$190	\$254
Median Price / sqft	\$190	\$238
Average Days in RPR	13	-
Median Days in RPR	13	-
Total Volume	\$1,574,000	\$11,243,900
Source	Listings	Public Records & Listings

# Castle Pines, Colorado

## Market Activity Breakdown



### New

Source: Listings



#### Legend

● Active For Sale

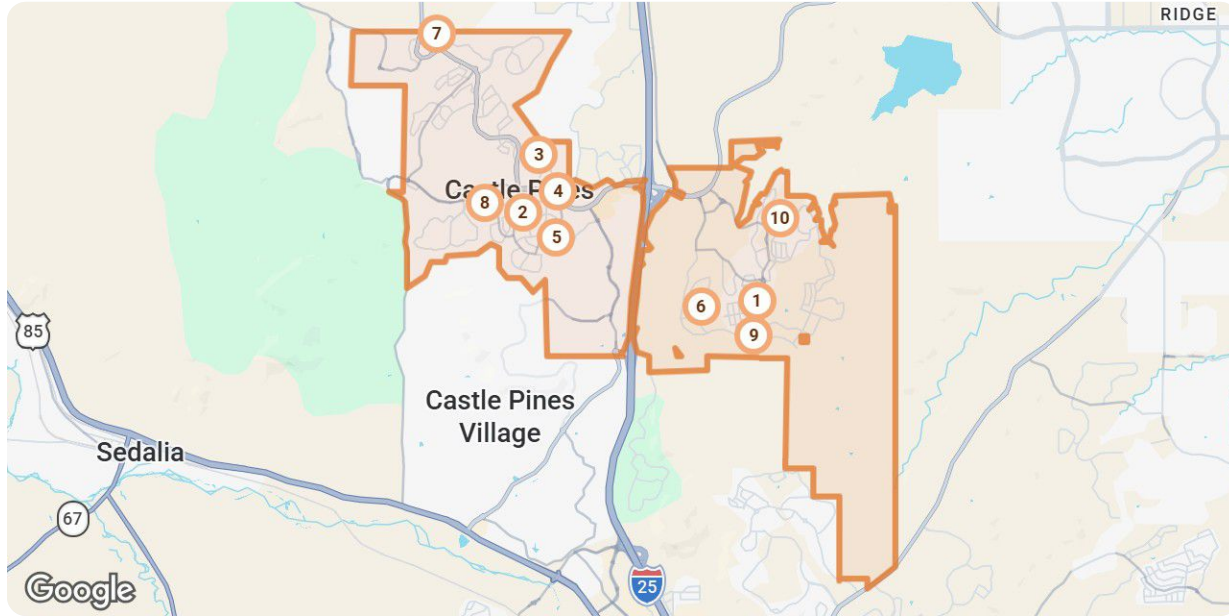
New: 2 properties		Property Type	Beds / Baths	Living Area (sq ft)	Lot Size	Year Built	List Date / Days in RPR	List Price / \$ Per Sq Ft
1	 <p><b>8316 Briar Ridge Dr</b>                      Castle Pines, CO 80108                      MLS ID: 1061089  <span style="color: blue;">●</span> Active / For Sale</p> <p><i>Listing Courtesy of Compass-Denver</i></p>	Single Family	4/4	3,907	8,407 sqft	2001	6/1/2026 7 days	\$795,000 \$203/sq ft
2	 <p><b>868 Bramblewood Dr</b>                      Castle Pines, CO 80108                      MLS ID: 1060450  <span style="color: blue;">●</span> Active / For Sale</p> <p><i>Listing Courtesy of Compass-Denver</i></p>	Single Family	4/2	4,397	7,667 sqft	2002	5/21/2026 18 days	\$779,000 \$177/sq ft



# Castle Pines, Colorado




## Closed

Source: Public Records and Listings






### Legend

● Closed

Closed: 10 properties		Property Type	Beds / Baths	Living Area (sq ft)	Lot Size / Year Built	Closed Date / Days in RPR	Closed Price / \$ Per Sq Ft	List to Sold Price %
<span style="border: 1px solid orange; border-radius: 50%; padding: 2px;">1</span>	 <p><b>1118 Berganot Trl</b> Castle Pines, CO 80108 Closed / Public Record</p>	Single Family	3/2	5,449	7,405 sqft 2001	5/22/2026 - days	\$1,099,000 \$200/sq ft	-
<span style="border: 1px solid orange; border-radius: 50%; padding: 2px;">2</span>	 <p><b>6241 Canterview Ct</b> Castle Pines, CO 80108 Closed / Public Record</p>	Single Family	3/3	2,954	3,006 sqft 2022	5/22/2026 - days	\$789,900 \$263/sq ft	-
<span style="border: 1px solid orange; border-radius: 50%; padding: 2px;">3</span>	 <p><b>1255 Forest Trails Dr</b> Castle Pines, CO 80108 Closed / Public Record</p>	Single Family	3/5	7,698	0.86 acres 2002	5/22/2026 - days	\$2,790,000 \$357/sq ft	-
<span style="border: 1px solid orange; border-radius: 50%; padding: 2px;">4</span>	 <p><b>7387 Norfolk Pl</b> Castle Pines, CO 80108 Closed / Public Record</p>	Condo/Townhouse/Apt.	3/3	1,696	1,525 sqft 2001	5/22/2026 - days	\$498,000 \$302/sq ft	-
<span style="border: 1px solid orange; border-radius: 50%; padding: 2px;">5</span>	 <p><b>551 Seth Pl</b> Castle Pines, CO 80108 Closed / Public Record</p>	Single Family	4/4	6,051	10,019 sqft 2002	5/22/2026 - days	\$1,160,000 \$189/sq ft	-
<span style="border: 1px solid orange; border-radius: 50%; padding: 2px;">6</span>	 <p><b>711 Stonemont Ct</b> Castle Pines, CO 80108 Closed / Public Record</p>	Single Family	5/4	5,706	10,149 sqft 1998	5/22/2026 - days	\$938,000 \$166/sq ft	-
<span style="border: 1px solid orange; border-radius: 50%; padding: 2px;">7</span>	 <p><b>631 Sherman St</b> Castle Pines, CO 80108 Closed / Public Record</p>	Condo/Townhouse/Apt.	2/3	1,978	2,788 sqft 2002	5/20/2026 - days	\$600,000 \$300/sq ft	-



# Castle Pines, Colorado

Closed: 10 properties		Property Type	Beds / Baths	Living Area (sq ft)	Lot Size / Year Built	Closed Date / Days in RPR	Closed Price / \$ Per Sq Ft	List to Sold Price %
8	 <p><b>7090 Winter Ridge Dr</b> Castle Pines, CO 80108 Closed / Public Record</p>	Single Family	4/4	6,245	0.25 acres / 2001	5/20/2026 - days	\$1,099,000 \$176/sq ft	-
9	 <p><b>6542 Barnstead Dr</b> Castle Pines, CO 80108 Closed / Public Record</p>	Single Family	4/5	3,466	7,318 sqft / 2022	5/15/2026 - days	\$1,270,000 \$359/sq ft	-
10	 <p><b>7277 Brighton Ct</b> Castle Pines, CO 80108 Closed / Public Record</p>	Single Family	4/3	4,797	9,932 sqft / 1996	5/13/2026 - days	\$1,000,000 \$202/sq ft	-

## About RPR

- RPR® is the nation's largest property database, exclusively for REALTORS®. It empowers REALTORS® to help buyers and sellers make informed decisions, backed by a real estate database covering more than 160 million residential and commercial properties in the United States.
- RPR is a wholly owned subsidiary of the National Association of REALTORS® and a member benefit to REALTORS®.
- RPR's data sources range from MLSs and county-level tax and assessment offices, to the U.S. Census and FEMA, to specialty data set providers such as Esri (consumer data), Niche (school information) and Precisely (geographic boundaries).

## Learn More

For more information about RPR, please visit RPR's public website: <https://blog.narrpr.com>

