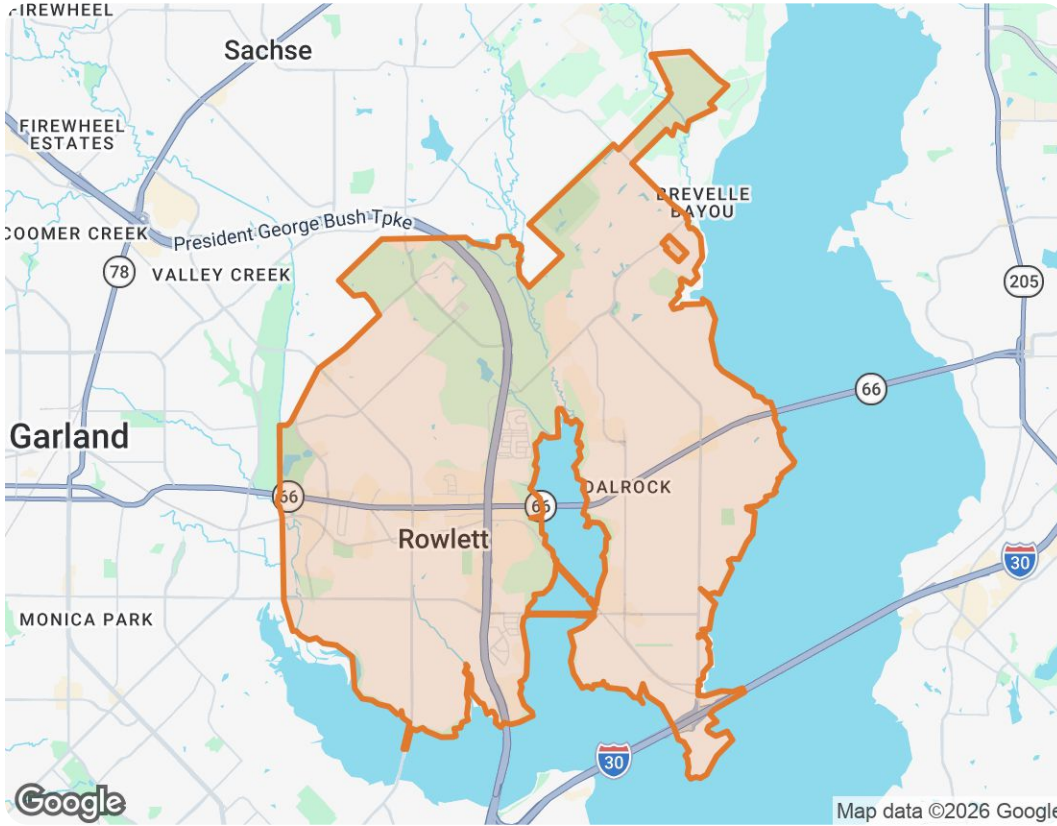


### Rowlett, Texas



*The biggest buyer rebates and lowest selling fees in real estate – without sacrificing full-service support, 7 days a week.*

ShopProp Licensed CA, WA, HI, AZ, MI, TX, VA, CO

📞 Office (888) 821-0556

✉️ team@shopprop.com

🌐 www.shopprop.com

# Shop|Prop

## ShopProp Inc.



# Rowlett, Texas


## Market Trends

### Market Trends for Rowlett, Texas

Single Family + Condo/Townhouse/Apt.

**April 2026**

**Market Type**



Seller's  
Market

Balanced  
Market

Buyer's  
Market

---

**Key Details**

<p>Months of Inventory</p> <p><b>5.61</b></p> <p><span style="color: green;">↑</span> 22.22% MoM</p>	<p>Sold to List Price %</p> <p><b>98%</b></p> <p><span style="color: red;">↓</span> 0.49% MoM</p>	<p>Median Days in RPR</p> <p><b>49</b></p> <p><span style="color: green;">↑</span> 32.43% MoM</p>	<p>Median Sold Price</p> <p><b>\$395,000</b></p> <p><span style="color: green;">↑</span> 5.01% MoM</p>
--	---	---	--

This represents an estimated sale price for this property. It is not the same as the opinion of value in an appraisal developed by a licensed appraiser under the Uniform Standards of Professional Appraisal Practice.



# Rowlett, Texas

## May 2026 Median Estimated Property Value

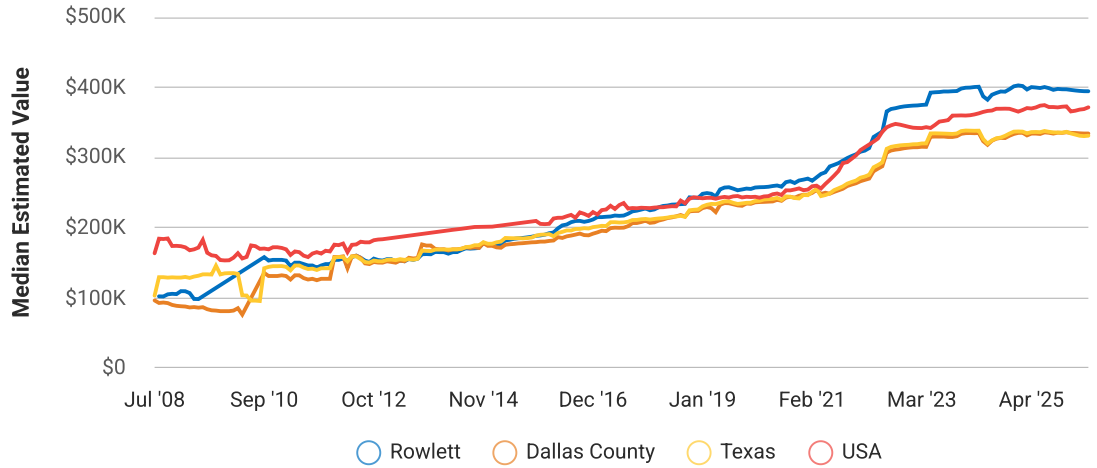
Single Family + Condo/Townhouse/Apt.

This graphic displays property estimates for a market area and a subject property, where one has been selected. Estimated property values are generated by a valuation model and are not formal appraisals.

Source: Public records, and MLS sources where licensed

Update Frequency: Monthly

<b>Median Estimated Value</b> <b>\$394,360</b>	<b>Last Month Change</b> -	<b>12 Month Change</b> <b>-1.3%</b>
---	-------------------------------	--



## April 2026 Active Listings

Rowlett, Texas

Single Family + Condo/Townhouse/Apt.

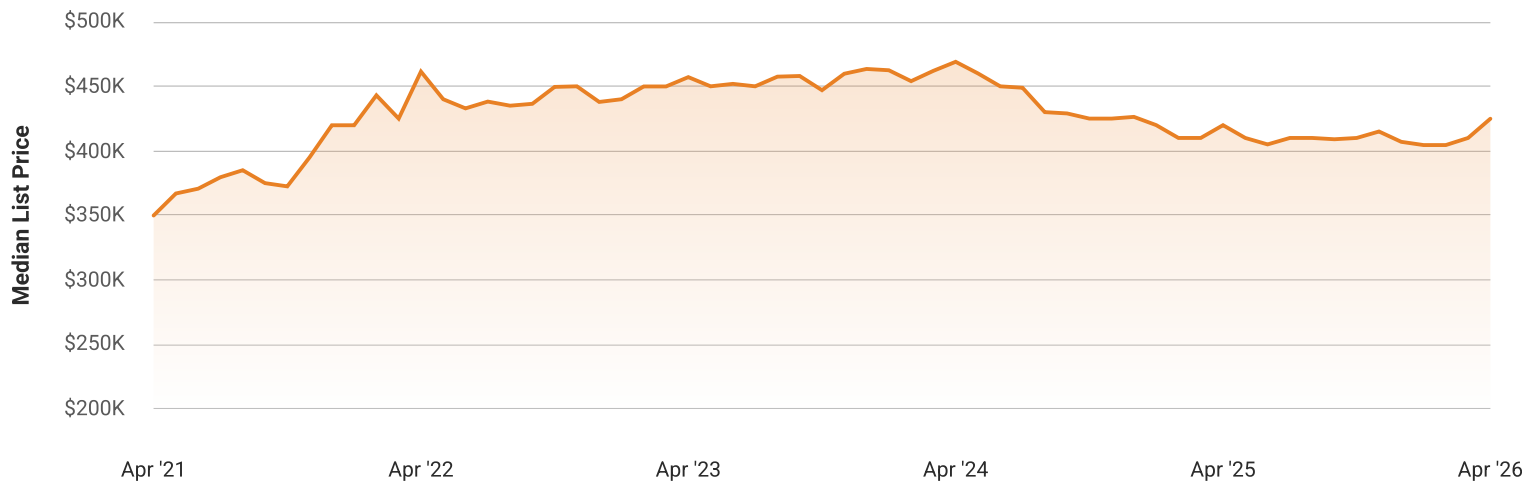
This graphic summarizes key statistics for properties that were in an active status on the last day of each month. RPR uses list date and a derived pending date to determine if the listing was active on the last day of the month. An end-of-month snapshot of active listings helps to understand inventory levels, price points and duration on the market.

Source: Listing sources

Update Frequency: Monthly

**Median List Price - \$424,900**

↑ 3.6% Month over Month



# Rowlett, Texas

## April 2026 Sold Listings

### Rowlett, Texas

Single Family + Condo/Townhouse/Apt.

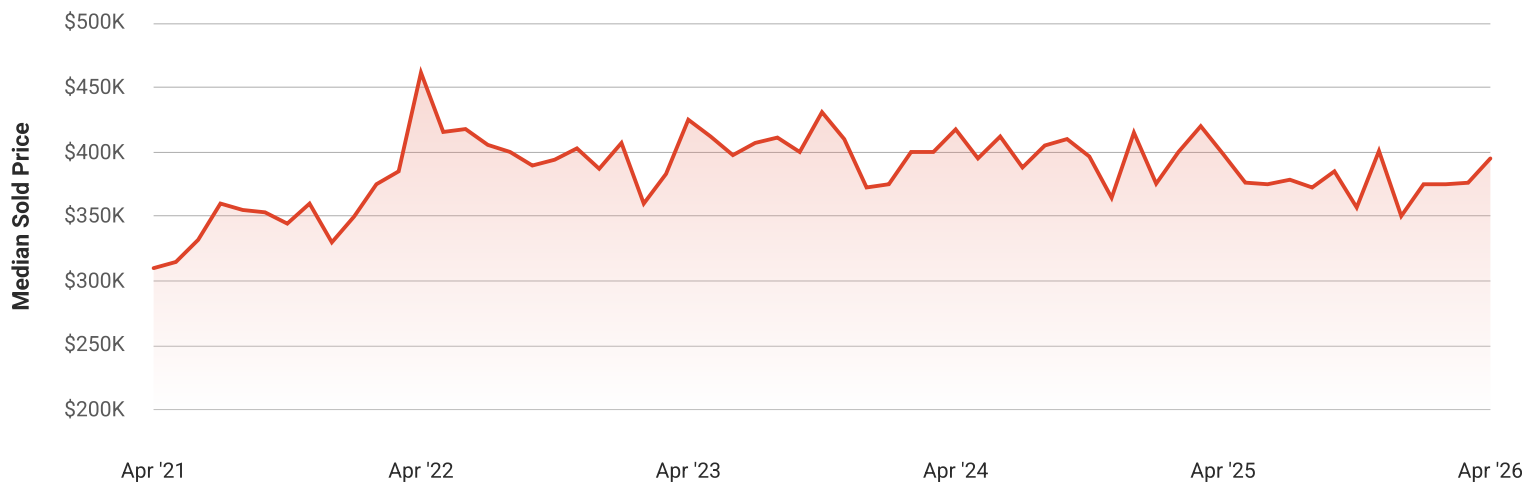
This graphic summarizes key statistics for properties that sold each month. RPR uses a derived sold date to determine when a property moved into a sold status within the given month. These statistics are important for understanding the price points on sold properties as well as the difference between the list price and sold price, which reveals whether buyers are paying over or under the asking price.

Source: Listing sources

Update Frequency: Monthly

**Median Sold Price - \$395,000**

↑ 5% Month over Month



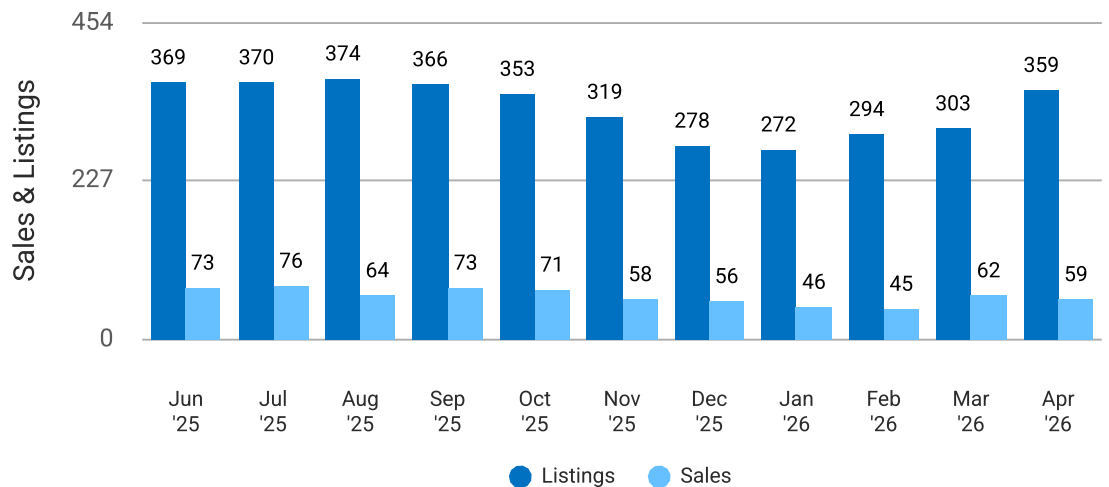
## Total Sales and Active Listings in Rowlett, Texas

Single Family + Condo/Townhouse/Apt.

This graph compares the number of sales with the number of active listings in the local market.

Source: MLS data where licensed

Update Frequency: Monthly



# Rowlett, Texas

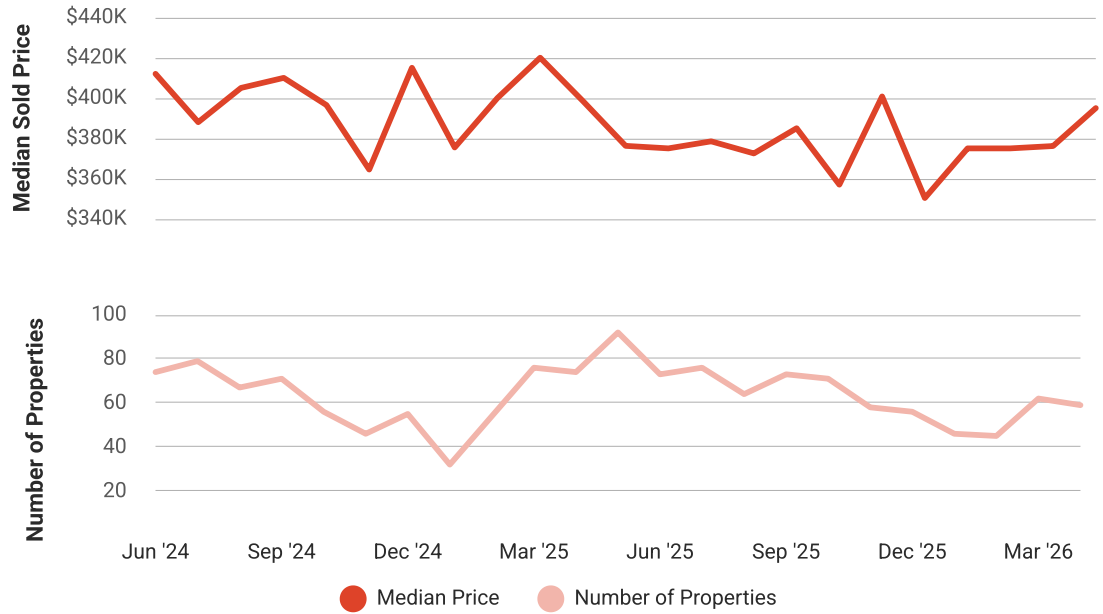
## Median Sold Price vs Sold Listings in Rowlett, Texas

Single Family + Condo/Townhouse/Apt.

This chart compares the trend of median sold price and number of sold listings for the given location.

Source: Listing Data

Update Frequency: Monthly



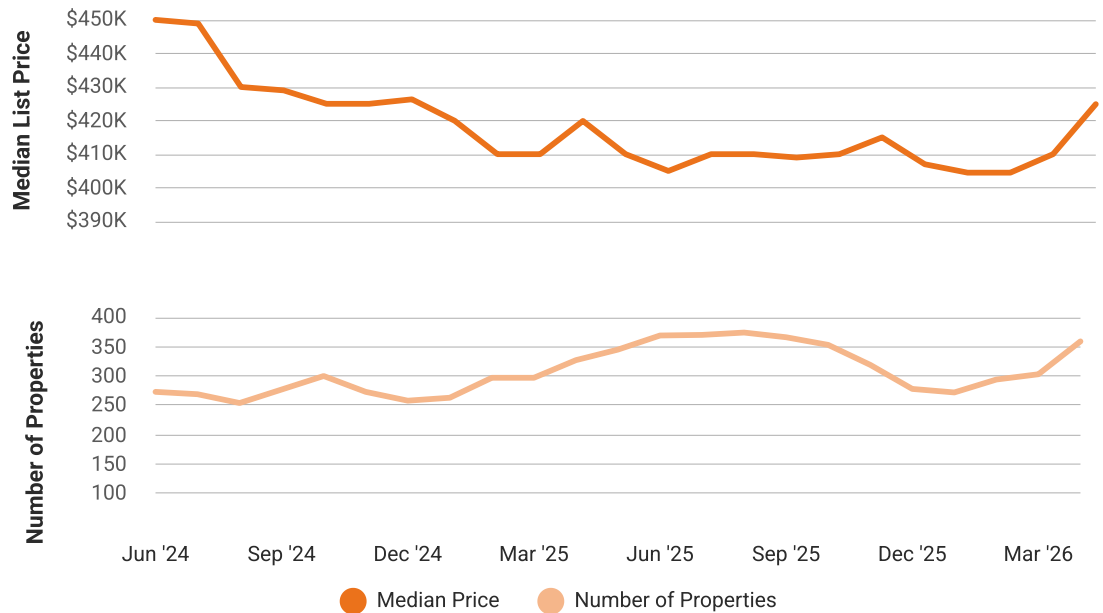
## Median List Price vs Active Listings in Rowlett, Texas

Single Family + Condo/Townhouse/Apt.

This chart compares the trend of median list price and number of active properties for the given location.

Source: Listing Data

Update Frequency: Monthly



# Rowlett, Texas

## Market Snapshot

### Value and Price Changes

	Current	Last Month	Last 3 Months	Last 12 Months	Last 24 Months	Last 36 Months
<b>Median Est. Property Value</b> Last Updated: 5/31/2026	\$394,360	\$394,430 -0.02%	\$395,460 -0.28%	\$399,660 -1.33%	\$387,050 +1.89%	\$392,350 +0.51%
<b>Median Sold Price</b> Last Updated: 4/30/2026	\$395,000	\$376,165 +5.01%	\$375,000 +5.33%	\$398,500 -0.88%	\$417,500 -5.39%	\$425,000 -7.06%
<b>Median List Price</b> Last Updated: 4/30/2026	\$424,900	\$410,000 +3.63%	\$404,495 +5.04%	\$419,900 +1.19%	\$469,000 -9.4%	\$457,124 -7.05%

**About this Data:** Because some brokerages may choose not to include their MLS listing content within the RPR platform, the analysis contained in this report may not have been created using all the available listing data within this geographical market.  
 Median estimated property values are generated by a valuation model and are not formal appraisals. Valuations are based on public records and MLS data where licensed. The Metrics displayed here reflect **All Residential Single Family, Condo, Townhouse and Apartment properties** data.

## Market Activity

### Market Activity Filters

Sort Order: Date

Maximum Properties Per Change Type: 10

Change Types: New Listings, Pending, Closed, Distressed

Property Types: Single Family, Condo/Townhouse/Apt

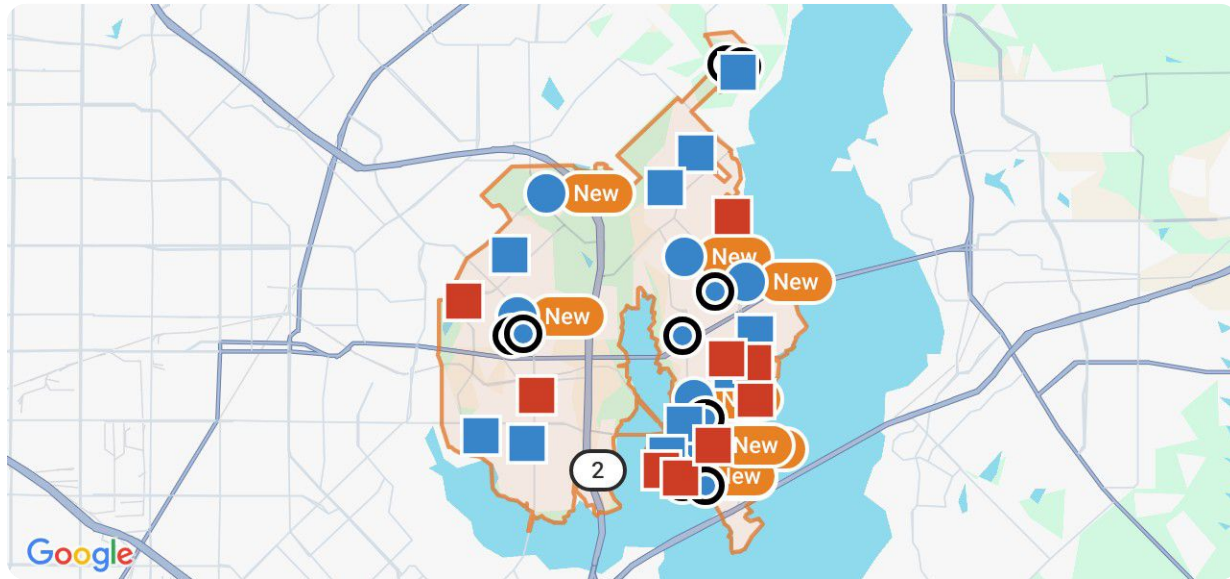
Property Features: Sale Price: Any, Lease Price: Any, Beds: Any, Baths: Any, Living Area: Any, Lot Size (acre): Any, Year Built: Any



# Rowlett, Texas

## Summary

For Sale Activity in the Last 3 Months



### Legend

- For Sale
- For Sale Pending
- Distressed For Sale or Lease
- Recently Closed
- Distressed

	New	Pending	Closed	Distressed
Number of Properties	10	10	10	10
Lowest Listing Price / Est.Value	\$377,000	\$298,999	\$215,000	\$289,330
Median Listing Price / Est.Value	\$442,000	\$408,064	\$369,500	\$426,380
Highest Listing Price / Est.Value	\$580,000	\$698,950	\$693,000	\$1,075,430
Average Price / sqft	\$189	\$191	\$174	\$179
Median Price / sqft	\$195	\$182	\$185	\$173
Average Days in RPR	2	78	24	92
Median Days in RPR	2	53	16	92
Total Volume	\$4,597,900	\$4,251,572	\$3,981,499	\$4,530,110
Source	Listings	Listings	Public Records & Listings	Public Records & Listings

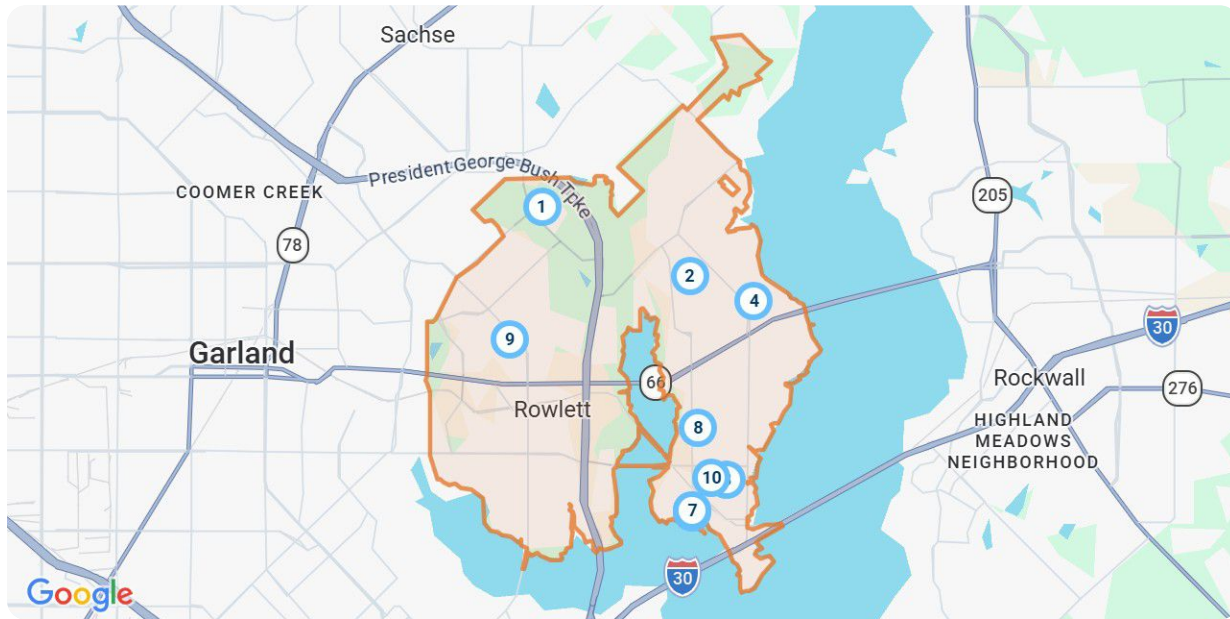


# Rowlett, Texas

## Market Activity Breakdown

New

Source: Listings




### Legend

● Active For Sale

New: 10 properties		Property Type	Beds / Baths	Living Area (sq ft)	Lot Size	Year Built	List Date / Days in RPR	List Price / \$ Per Sq Ft
<span style="border: 1px solid blue; border-radius: 50%; padding: 2px;">1</span>	 <p><b>3712 Chapman Cir</b> Rowlett, TX 75089 MLS ID: 21291579 <span style="color: blue;">●</span> Active / For Sale</p> <p><i>Listing Courtesy of Keller Williams Rockwall</i></p>	Single Family	4/4	2,753	7,187 sqft	2021	6/4/2026 1 day	\$565,000 \$205/sq ft
<span style="border: 1px solid blue; border-radius: 50%; padding: 2px;">2</span>	 <p><b>7507 Coronado Dr</b> Rowlett, TX 75088 MLS ID: 21290891 <span style="color: blue;">●</span> Active / For Sale</p> <p><i>Listing Courtesy of Ebby Halliday, REALTORS</i></p>	Single Family	2/3	2,000	8,145 sqft	2019	6/4/2026 1 day	\$435,000 \$218/sq ft
<span style="border: 1px solid blue; border-radius: 50%; padding: 2px;">3</span>	 <p><b>8205 Danbury Ct</b> Rowlett, TX 75089 MLS ID: 21292289 <span style="color: blue;">●</span> Active / For Sale</p> <p><i>Listing Courtesy of Jessica Hargis Realty, LLC</i></p>	Single Family	5/3	2,427	0.27 acres	1993	6/4/2026 1 day	\$394,000 \$162/sq ft
<span style="border: 1px solid blue; border-radius: 50%; padding: 2px;">4</span>	 <p><b>8609 Del Rio Trl</b> Rowlett, TX 75089 MLS ID: 21292297 <span style="color: blue;">●</span> Active / For Sale</p> <p><i>Listing Courtesy of HomesUSA.com</i></p>	Condo/Townhouse/Apt.	3/3	2,123	2,657 sqft	2026	6/4/2026 1 day	\$389,900 \$184/sq ft
<span style="border: 1px solid blue; border-radius: 50%; padding: 2px;">5</span>	 <p><b>8306 Sawgrass Ln</b> Rowlett, TX 75089 MLS ID: 21292017 <span style="color: red;">●</span> Active / For Sale</p> <p><i>Listing Courtesy of VIP Realty</i></p>	Single Family	4/4	4,028	9,757 sqft	2000	6/4/2026 1 day	\$580,000 \$144/sq ft

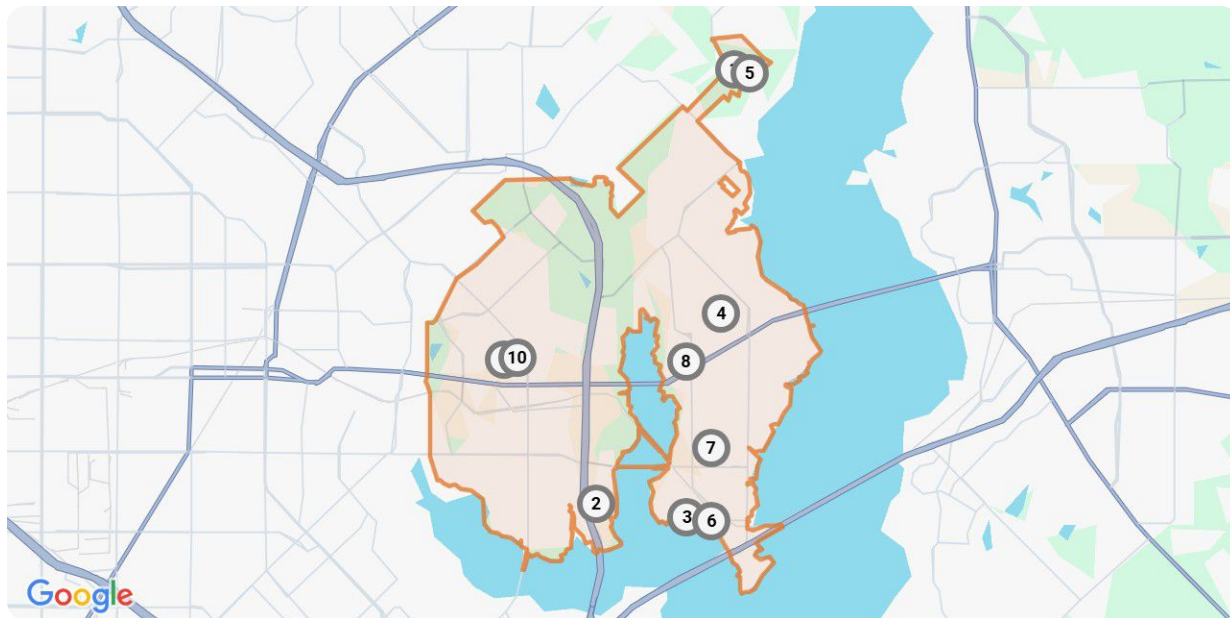


# Rowlett, Texas

New: 10 properties		Property Type	Beds / Baths	Living Area (sq ft)	Lot Size	Year Built	List Date / Days in RPR	List Price / \$ Per Sq Ft
<b>6</b>	 <p><b>6916 Barolo Dr</b> Rowlett, TX 75088 MLS ID: 21290553 ● Active / For Sale</p> <p><i>Listing Courtesy of Coldwell Banker Realty Frisco</i></p>	Single Family	3/3	2,463	8,015 sqft	2016	6/3/2026 2 days	\$520,000 \$211/sq ft
<b>7</b>	 <p><b>3105 Blair Oak Dr</b> Rowlett, TX 75089 MLS ID: 21289865 ● Active / For Sale</p> <p><i>Listing Courtesy of Coldwell Banker Realty Frisco</i></p>	Single Family	4/3	2,406	0.28 acres	2000	6/3/2026 2 days	\$489,000 \$203/sq ft
<b>8</b>	 <p><b>7305 Gillon Dr</b> Rowlett, TX 75089 MLS ID: 21289656 ● Active / For Sale</p> <p><i>Listing Courtesy of Ebby Halliday Realtors</i></p>	Single Family	4/3	2,372	8,886 sqft	1995	6/3/2026 2 days	\$399,000 \$168/sq ft
<b>9</b>	 <p><b>9224 Lamar St</b> Rowlett, TX 75089 MLS ID: 21291182 ● Active / For Sale</p> <p><i>Listing Courtesy of Piper Creek Realty LLC</i></p>	Single Family	3/3	2,396	3,833 sqft	2020	6/3/2026 2 days	\$449,000 \$187/sq ft
<b>10</b>	 <p><b>8517 Manchester Dr</b> Rowlett, TX 75089 MLS ID: 21289789 ● Active / For Sale</p> <p><i>Listing Courtesy of Ultima Real Estate</i></p>	Single Family	4/2	1,780	7,274 sqft	1986	6/3/2026 2 days	\$377,000 \$212/sq ft

## Pending

Source: Listings




### Legend

● Pending



# Rowlett, Texas

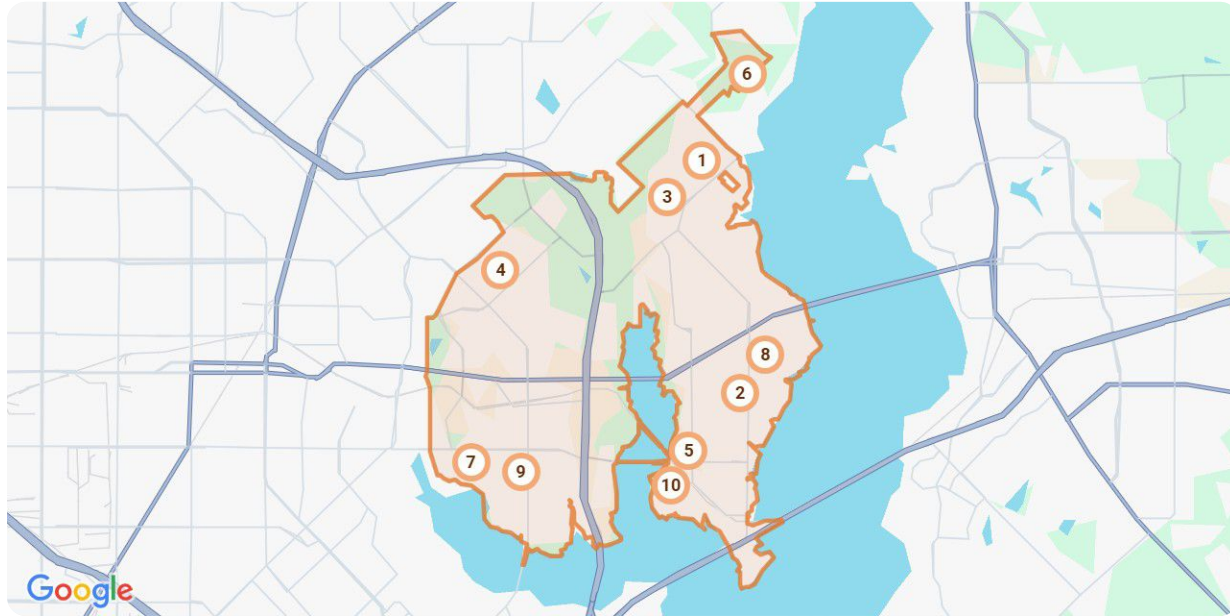
Pending: 10 properties		Property Type	Beds / Baths	Living Area (sq ft)	Lot Size / Year Built	List Date	List Price / \$ Per Sq Ft	Pending Date / Days in RPR
1	 <p><b>3611 Finnian St</b> Rowlett, TX 75088 MLS ID: 21079594 Pending / For Sale</p> <p><i>Listing Courtesy of HomesUSA.com</i></p>	Single Family	3/3	2,097	4,617 sqft 2024	10/6/2025	\$430,000 \$205/sq ft	6/1/2026 238 days
2	 <p><b>3625 Long Branch Blvd</b> Rowlett, TX 75088 MLS ID: 21211348 Pending / For Sale</p> <p><i>Listing Courtesy of HomesUSA.com</i></p>	Single Family	5/3	2,515	5,052 sqft 2025	3/17/2026	\$460,000 \$183/sq ft	6/1/2026 76 days
3	 <p><b>12803 Meadow Glen Trl</b> Rowlett, TX 75089 MLS ID: 21097655 Pending / For Sale</p> <p><i>Listing Courtesy of Royal Realty, Inc.</i></p>	Single Family	5/4	3,020	6,534 sqft 2025	10/27/2025	\$698,950 \$231/sq ft	6/1/2026 217 days
4	 <p><b>8322 Bayside Dr</b> Rowlett, TX 75088 MLS ID: 21167131 Pending / For Sale</p> <p><i>Listing Courtesy of Pinnacle Realty Advisors</i></p>	Condo/Townhouse/Apt.	3/3	1,831	2,503 sqft 2026	1/31/2026	\$317,496 \$173/sq ft	5/29/2026 118 days
5	 <p><b>9001 Briarcrest Dr</b> Rowlett, TX 75089 MLS ID: 21211772 Pending / For Sale</p> <p><i>Listing Courtesy of RE/MAX DFW Associates</i></p>	Single Family	4/2	2,264	0.3 acres 1993	4/14/2026	\$575,000 \$254/sq ft	5/27/2026 43 days
6	 <p><b>9433 Willard St</b> Rowlett, TX 75088 MLS ID: 21218000 Pending / For Sale</p> <p><i>Listing Courtesy of eXp Realty LLC</i></p>	Single Family	4/2	2,137	6,969 sqft 1986	3/25/2026	\$335,000 \$157/sq ft	5/26/2026 62 days
7	 <p><b>6114 Tacoma St</b> Rowlett, TX 75089 MLS ID: 21277168 Pending / For Sale</p> <p><i>Listing Courtesy of Jeanie Marten Real Estate</i></p>	Single Family	5/3	2,561	0.26 acres 1988	5/20/2026	\$424,627 \$166/sq ft	5/25/2026 5 days
8	 <p><b>8409 Willowbrook Dr</b> Rowlett, TX 75088 MLS ID: 21267143 Pending / For Sale</p> <p><i>Listing Courtesy of Seeto Realty</i></p>	Single Family	4/2	2,165	8,058 sqft 2019	5/15/2026	\$391,500 \$181/sq ft	5/25/2026 10 days
9	 <p><b>6101 Greenlawn St</b> Rowlett, TX 75088 MLS ID: 21278526 Pending / For Sale</p> <p><i>Listing Courtesy of Power House Real Estate</i></p>	Single Family	3/2	2,219	7,797 sqft 1989	5/21/2026	\$298,999 \$135/sq ft	5/24/2026 3 days
10	 <p><b>1825 Ambrose Dr</b> Rowlett, TX 75089 MLS ID: 21275762 Pending / For Sale</p> <p><i>Listing Courtesy of DHS Realty</i></p>	Single Family	3/2	1,403	6,664 sqft 1995	5/20/2026	\$320,000 \$228/sq ft	5/23/2026 3 days



# Rowlett, Texas

## Closed

Source: Public Records and Listings



### Legend

● Closed

Closed: 10 properties		Property Type	Beds / Baths	Living Area (sq ft)	Lot Size / Year Built	Closed Date / Days in RPR	Closed Price / \$ Per Sq Ft	List to Sold Price %
	 <b>3605 Smartt St</b> Rowlett, TX 75088 MLS ID: 21273539 <span style="background-color: #0070C0; color: white; padding: 2px;">Closed / For Sale</span> <i>Courtesy of Visions Realty &amp; Investments</i>	Single Family	3/2	1,771	6,534 sqft / 1985	6/3/2026 / 2 days	\$215,000 / \$121/sq ft	↓ 2.27%
	 <b>2603 Daisy Ln</b> Rowlett, TX 75089 MLS ID: 21246917 <span style="background-color: #0070C0; color: white; padding: 2px;">Closed / For Sale</span> <i>Courtesy of Great Western Realty</i>	Single Family	4/2	1,928	6,621 sqft / 1995	6/2/2026 / 18 days	\$355,000 / \$184/sq ft	↓ 2.74%
	 <b>2519 Larkspur Ln</b> Rowlett, TX 75089 MLS ID: 21246851 <span style="background-color: #0070C0; color: white; padding: 2px;">Closed / For Sale</span> <i>Courtesy of eXp Realty LLC</i>	Single Family	4/2	1,864	6,621 sqft / 1995	6/2/2026 / 5 days	\$345,000 / \$185/sq ft	↑ 1.77%
	 <b>7802 Park Ln</b> Rowlett, TX 75089 MLS ID: 21236986 <span style="background-color: #0070C0; color: white; padding: 2px;">Closed / For Sale</span> <i>Courtesy of Heartland Realty, LLC</i>	Single Family	3/2	1,533	7,840 sqft / 1986	6/2/2026 / 7 days	\$310,000 / \$202/sq ft	↑ 1.64%
	 <b>7706 Swiss Way</b> Rowlett, TX 75089 MLS ID: 21226931 <span style="background-color: #0070C0; color: white; padding: 2px;">Closed / For Sale</span> <i>Courtesy of Funk Realty Group, LLC</i>	Single Family	3/2	1,620	7,280 sqft / 1983	6/2/2026 / 37 days	\$304,500 / \$188/sq ft	-

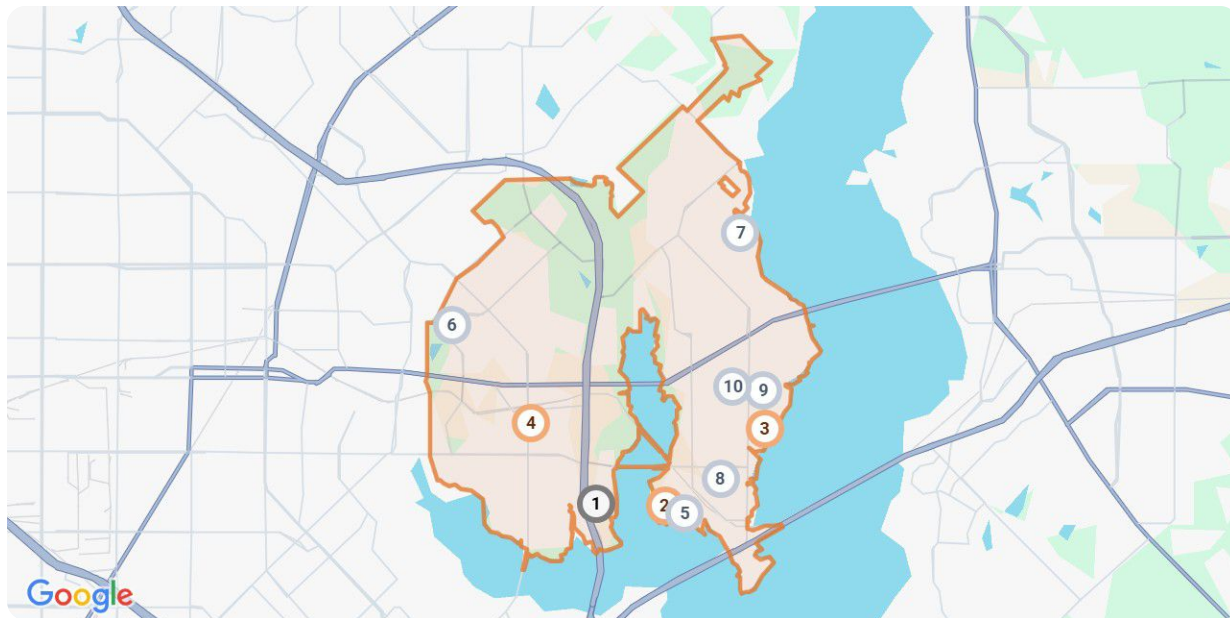


# Rowlett, Texas

Closed: 10 properties		Property Type	Beds / Baths	Living Area (sq ft)	Lot Size / Year Built	Closed Date / Days in RPR	Closed Price / \$ Per Sq Ft	List to Sold Price %
	 <p><b>2310 Vanderbilt Ct</b> Rowlett, TX 75088 MLS ID: 21255027 Closed / For Sale</p> <p><i>Courtesy of Coldwell Banker Apex, REALTORS</i></p>	Single Family	3/3	2,334	0.26 acres 1985	6/2/2026 4 days	\$384,000 \$165/sq ft	↓ 0.78%
	 <p><b>6810 Windward View Dr</b> Rowlett, TX 75088 MLS ID: 21233323 Closed / For Sale</p> <p><i>Courtesy of Coldwell Banker Realty</i></p>	Single Family	4/4	2,793	8,058 sqft 2024	6/2/2026 35 days	\$530,000 \$190/sq ft	↑ 0.02%
	 <p><b>3613 Bermuda Dr</b> Rowlett, TX 75088 MLS ID: 21152864 Closed / For Sale</p> <p><i>Courtesy of M&amp;D Real Estate</i></p>	Single Family	4/3	3,180	8,407 sqft 1992	6/1/2026 101 days	\$394,999 \$124/sq ft	↓ 1%
	 <p><b>10417 Broadmoor Ln</b> Rowlett, TX 75089 MLS ID: 21235675 Closed / For Sale</p> <p><i>Courtesy of Call It Closed Realty</i></p>	Single Family	5/4	4,367	0.34 acres 2003	6/1/2026 17 days	\$693,000 \$159/sq ft	↓ 0.99%
	 <p><b>9010 Habersham Dr</b> Rowlett, TX 75089 MLS ID: 21237704 Closed / For Sale</p> <p><i>Courtesy of United Real Estate</i></p>	Single Family	3/2	2,031	6,359 sqft 2018	6/1/2026 15 days	\$450,000 \$222/sq ft	-

## Distressed

Source: Public Records and Listings













### Legend

- Active For Sale
- Closed
- Off Market, Hold, Withdrawn, Expired, or Canceled



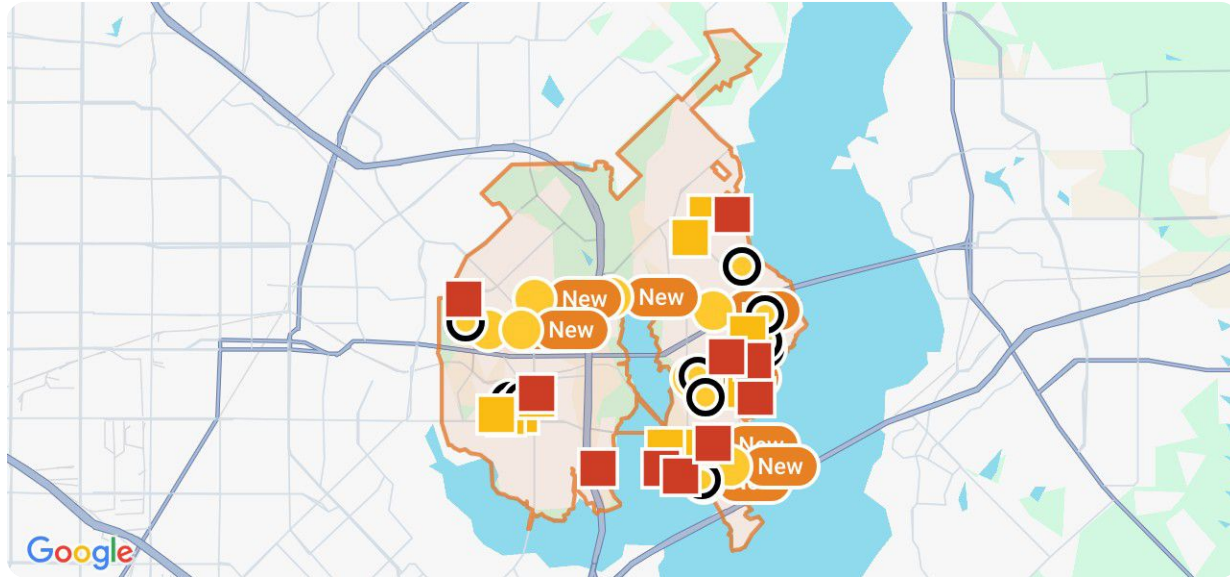
# Rowlett, Texas

Distressed: 10 properties		Property Type	Beds / Baths	Living Area (sq ft)	Lot Size / Year Built	List Date / Days in RPR	List Price / \$ Per Sq Ft	Distressed Date / Type
	<b>8306 Sawgrass Ln</b> Rowlett, TX 75089 MLS ID: 21292017 ● Active / For Sale <i>Listing Courtesy of VIP Realty</i>	Single Family	4/4	4,028	9,757 sqft 2000	6/4/2026 1 day	\$580,000 \$144/sq ft	4/16/2026 Standard Sale
	<b>6707 Ports O Call Dr</b> Rowlett, TX 75088 ■ Closed / Public Record	Condo/Townhouse/Apt.	2/2	1,085	3,187 sqft 1983	- - days	- \$205/sq ft	4/8/2026 Notice of Foreclosure Sale
	<b>6529 Bandalia Dr</b> Rowlett, TX 75089 MLS ID: 21127177 ● Active / For Sale <i>Listing Courtesy of Coldwell Banker Apex, REALTORS</i>	Single Family	3/3	1,780	5,140 sqft 1987	12/5/2025 182 days	\$325,000 \$183/sq ft	5/7/2026 Standard Sale
	<b>2014 Rowlett Rd</b> Rowlett, TX 75088 ■ Off Market / Public Record	Single Family	3/3	4,388	2.89 acres 1971	- - days	- \$245/sq ft	4/30/2026 Notice of Foreclosure Sale
	<b>8510 Kensington Dr</b> Rowlett, TX 75088 ■ Off Market / Public Record	Single Family	3/2	1,707	7,693 sqft 1983	- - days	- \$169/sq ft	5/12/2026 Notice of Foreclosure Sale
	<b>6401 Port Aransas Dr</b> Rowlett, TX 75089 ■ Off Market / Public Record	Single Family	4/3	2,957	0.28 acres 2001	- - days	- \$173/sq ft	5/6/2026 Notice of Foreclosure Sale
	<b>8526 Royal Star Rd</b> Rowlett, TX 75089 ■ Off Market / Public Record	Single Family	4/3	2,549	6,640 sqft 2022	- - days	- \$203/sq ft	4/30/2026 Notice of Foreclosure Sale
	<b>7513 Colfax Dr</b> Rowlett, TX 75089 ■ Off Market / Public Record	Single Family	4/3	2,812	7,444 sqft 1993	- - days	- \$152/sq ft	5/12/2026 Notice of Foreclosure Sale
	<b>5613 Willowbrook Dr</b> Rowlett, TX 75088 ■ Off Market / Public Record	Single Family	3/2	2,149	7,725 sqft 1987	- - days	- \$185/sq ft	4/2/2026 Notice of Foreclosure Sale
	<b>8001 Rice Dr</b> Rowlett, TX 75088 ■ Off Market / Public Record	Single Family	3/3	2,580	7,313 sqft 1986	- - days	- \$158/sq ft	3/26/2026 Notice of Foreclosure Sale

# Rowlett, Texas

## Summary

For Lease Activity in the Last 3 Months



### Legend

- For Lease
- For Lease Pending
- Distressed
- Recently Leased

	New	Pending	Closed	Distressed
Number of Properties	10	10	10	10
Lowest Listing Price / Est.Value	\$1,195	\$1,760	\$1,475	\$289,330
Median Listing Price / Est.Value	\$2,200	\$2,450	\$2,225	\$426,380
Highest Listing Price / Est.Value	\$3,800	\$3,700	\$2,900	\$1,075,430
Average Price / sqft	\$1	\$1	\$1	\$181
Median Price / sqft	\$1	\$1	\$1	\$173
Average Days in RPR	3	36	49	-
Median Days in RPR	4	25	38	-
Total Volume	\$23,703	\$26,055	\$23,200	\$4,582,630
Source	Listings	Listings	Public Records & Listings	Public Records & Listings

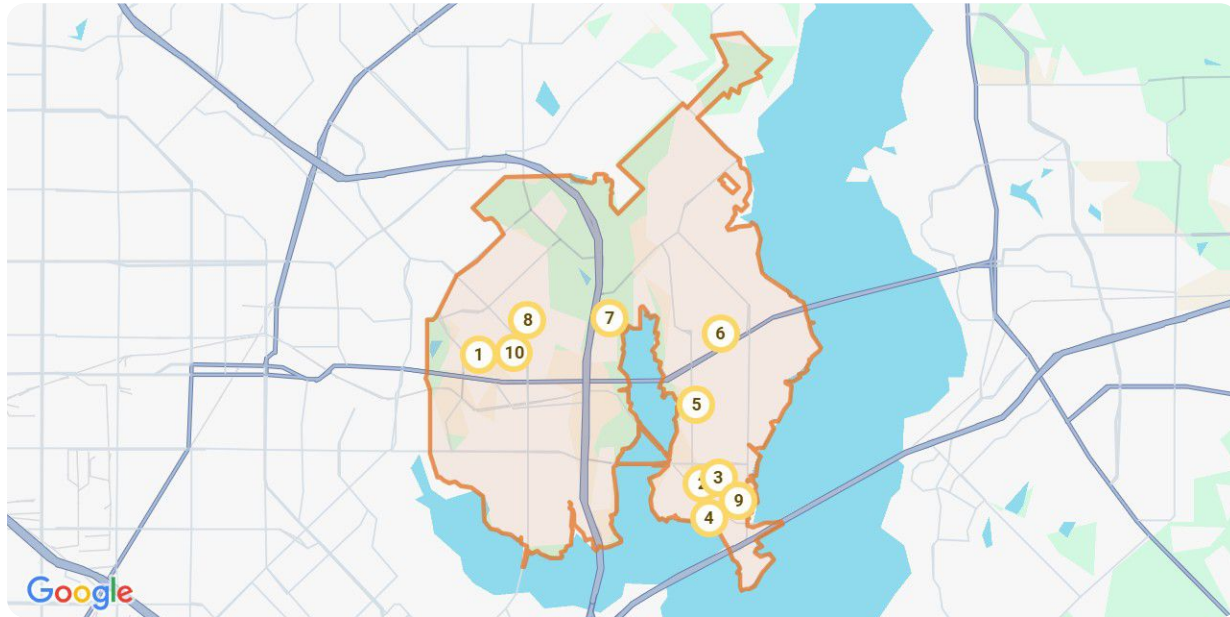


# Rowlett, Texas

## Market Activity Breakdown

New

Source: Listings



**Legend**

● Active For Lease

New: 10 properties		Property Type	Beds / Baths	Living Area (sq ft)	Lot Size	Year Built	List Date / Days in RPR	List Price / \$ Per Sq Ft
	 <b>9032 Prairie Path, #3337</b> Rowlett, TX 75089 MLS ID: 21292441 ● Active / For Lease <i>Courtesy of Texas Urban Living Realty</i>	Condo/Townhouse/Apt.	4/3	1,917	0.9 acres	2025	6/4/2026 1 day	\$2,824 mo. \$1/sq ft
	 <b>9314 Shipman St</b> Rowlett, TX 75088 MLS ID: 21292574 ● Active / For Lease <i>Courtesy of Berkshire Hathaway Home Services A Action REALTORS</i>	Single Family	3/2	1,894	7,187 sqft	1985	6/4/2026 1 day	\$2,150 mo. \$1/sq ft
	 <b>6221 Pine St</b> Rowlett, TX 75089 MLS ID: 21289812 ● Active / For Lease <i>Courtesy of Ebby Halliday, REALTORS</i>	Single Family	3/2	1,594	6,011 sqft	1974	6/3/2026 2 days	\$1,950 mo. \$1/sq ft
	 <b>9032 Prairie Path, #3309</b> Rowlett, TX 75089 MLS ID: 21290653 ● Active / For Lease <i>Courtesy of Texas Urban Living Realty</i>	Single Family	4/3	1,917	0.9 acres	2025	6/3/2026 2 days	\$2,799 mo. \$1/sq ft
	 <b>138 Kathlyn Ln</b> Rowlett, TX 75089 MLS ID: 21287877 ● Active / For Lease <i>Courtesy of CIRCLE C PROPERTIES</i>	Condo/Townhouse/Apt.	3/2	1,100	0.5 acres	1960	6/1/2026 4 days	\$1,195 mo. \$1/sq ft

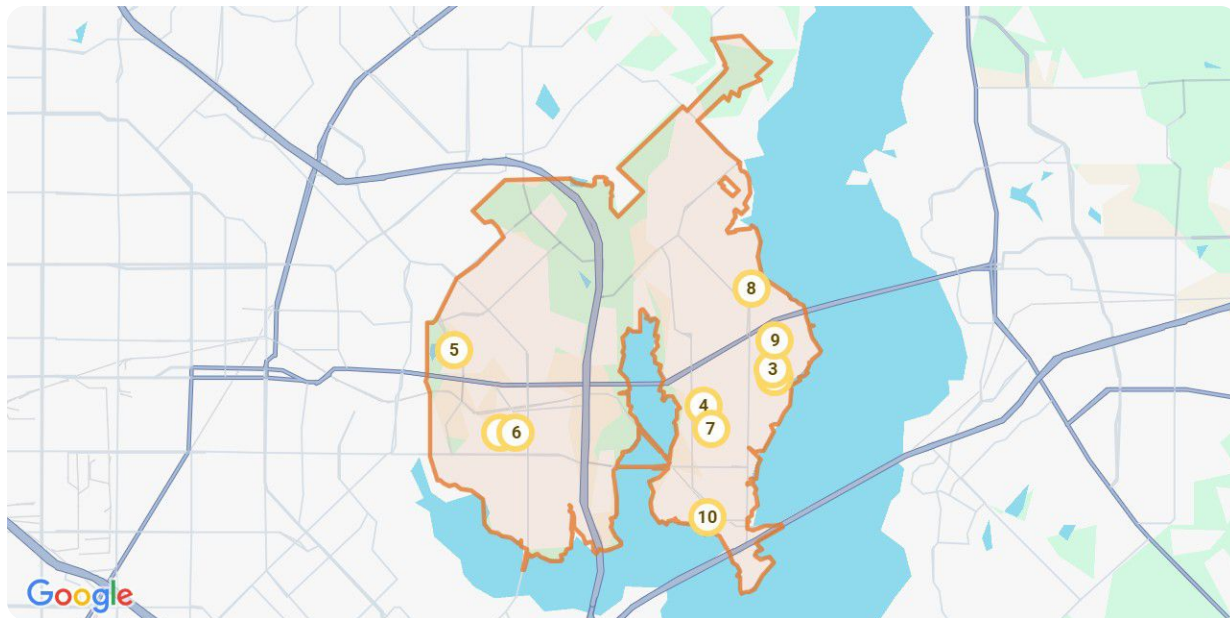


# Rowlett, Texas

New: 10 properties		Property Type	Beds / Baths	Living Area (sq ft)	Lot Size	Year Built	List Date / Days in RPR	List Price / \$ Per Sq Ft
	 <b>3509 Manor Dr</b> Rowlett, TX 75089 MLS ID: 21288009 ● Active / For Lease <i>Courtesy of Joshonnie Group</i>	Single Family	4/2	2,658	10,410 sqft	2006	6/1/2026 4 days	\$2,900 mo. \$1/sq ft
	 <b>9110 Millwood Dr</b> Rowlett, TX 75088 MLS ID: 21287793 ● Active / For Lease <i>Courtesy of Coldwell Banker Realty Plano</i>	Single Family	3/2	1,748	6,621 sqft	1983	6/1/2026 4 days	\$2,200 mo. \$1/sq ft
	 <b>6403 Redwood Ln</b> Rowlett, TX 75089 MLS ID: 21287337 ● Active / For Lease <i>Courtesy of FirstKey Homes</i>	Single Family	3/2	1,306	0.5 acres	1976	6/1/2026 4 days	\$1,685 mo. \$1/sq ft
	 <b>7806 Spinnaker Cv</b> Rowlett, TX 75089 MLS ID: 21282856 ● Active / For Lease <i>Courtesy of Grow Realty</i>	Single Family	3/3	1,518	8,886 sqft	1985	6/1/2026 4 days	\$2,200 mo. \$1/sq ft
	 <b>9311 Easy St</b> Rowlett, TX 75088 MLS ID: 21284665 ● Active / For Lease <i>Courtesy of EXP REALTY</i>	Condo/Townhouse/Apt.	4/4	1,947	2,090 sqft	2024	5/29/2026 7 days	\$3,800 mo. \$2/sq ft

## Pending

Source: Listings













### Legend

● Active For Lease



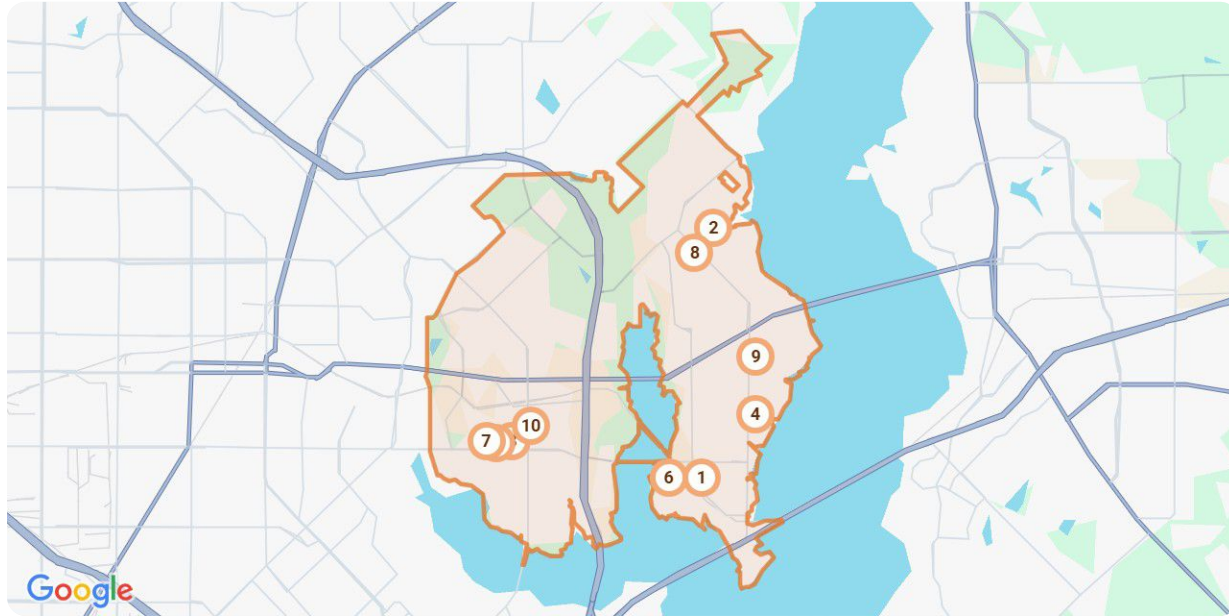
# Rowlett, Texas

Pending: 10 properties		Property Type	Beds / Baths	Living Area (sq ft)	Lot Size / Year Built	List Date	List Price / \$ Per Sq Ft	Pending Date / Days in RPR
1	 <p><b>7701 Gillon Dr</b> Rowlett, TX 75089 MLS ID: 21273541 Pending / For Lease</p> <p><i>Courtesy of Coldwell Banker Apex, REALTORS</i></p>	Single Family	3/2	1,252	7,318 sqft 1997	5/20/2026	\$2,000 mo. \$2/sq ft	6/3/2026 14 days
2	 <p><b>5702 Magnolia Ln</b> Rowlett, TX 75089 MLS ID: 21281651 Pending / For Lease</p> <p><i>Courtesy of FirstKey Homes</i></p>	Single Family	3/2	1,416	0.5 acres 1976	5/26/2026	\$1,760 mo. \$1/sq ft	5/31/2026 5 days
3	 <p><b>9208 Crockett Dr</b> Rowlett, TX 75089 MLS ID: 21268227 Pending / For Lease</p> <p><i>Courtesy of Apex Property Management</i></p>	Single Family	3/3	2,486	6,054 sqft 2020	5/12/2026	\$2,995 mo. \$1/sq ft	5/29/2026 17 days
4	 <p><b>3410 Maple Ln</b> Rowlett, TX 75089 MLS ID: 21227131 Pending / For Lease</p> <p><i>Courtesy of Amerigroup Real Estate, LLC</i></p>	Single Family	3/2	1,340	6,434 sqft 1974	4/7/2026	\$2,250 mo. \$2/sq ft	5/28/2026 51 days
5	 <p><b>3705 Osage Dr</b> Rowlett, TX 75088 MLS ID: 21178699 Pending / For Lease</p> <p><i>Courtesy of Texan Realty LLC</i></p>	Single Family	3/2	1,651	7,492 sqft 1977	2/13/2026	\$2,100 mo. \$1/sq ft	5/28/2026 104 days
6	 <p><b>8110 Regatta Dr</b> Rowlett, TX 75089 MLS ID: 21248532 Pending / For Lease</p> <p><i>Courtesy of Texas Connect Realty</i></p>	Single Family	4/2	1,814	7,405 sqft 1986	4/23/2026	\$2,400 mo. \$1/sq ft	5/28/2026 35 days
7	 <p><b>7637 Sunset Blvd</b> Rowlett, TX 75088 MLS ID: 21268179 Pending / For Lease</p> <p><i>Courtesy of Coldwell Banker Apex, REALTORS</i></p>	Single Family	3/3	2,388	3,136 sqft 2019	5/14/2026	\$3,250 mo. \$1/sq ft	5/28/2026 14 days
8	 <p><b>1105 Marc Pl</b> Rowlett, TX 75088 MLS ID: 21259809 Pending / For Lease</p> <p><i>Courtesy of RE/MAX DFW Associates</i></p>	Single Family	4/4	2,281	2,091 sqft 2024	5/11/2026	\$3,700 mo. \$2/sq ft	5/27/2026 16 days
9	 <p><b>7207 Daytona Mews</b> Rowlett, TX 75088 MLS ID: 21248637 Pending / For Lease</p> <p><i>Courtesy of Realty of America, LLC</i></p>	Single Family	3/3	2,449	3,136 sqft 2024	4/23/2026	\$3,100 mo. \$1/sq ft	5/26/2026 33 days
10	 <p><b>8101 Teal Dr</b> Rowlett, TX 75088 MLS ID: 21206374 Pending / For Lease</p> <p><i>Courtesy of Real Broker, LLC</i></p>	Single Family	3/2	1,769	8,363 sqft 1989	3/13/2026	\$2,500 mo. \$1/sq ft	5/26/2026 74 days



## Closed

Source: Public Records and Listings



### Legend

● Closed

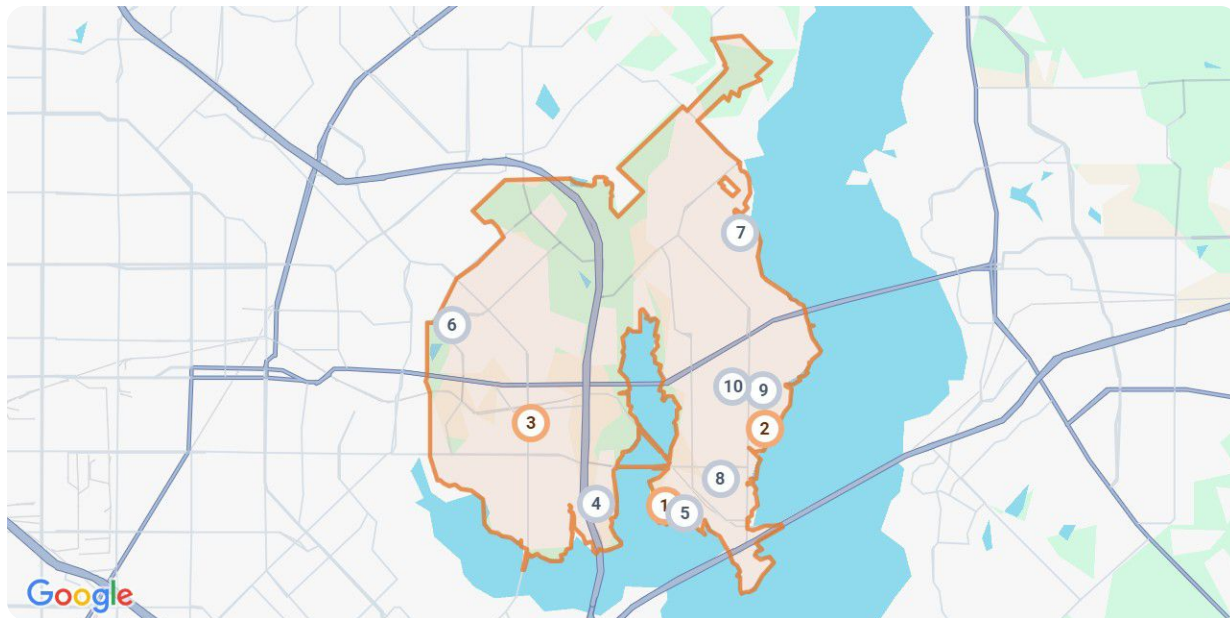
Closed: 10 properties		Property Type	Beds / Baths	Living Area (sq ft)	Lot Size / Year Built	Closed Date / Days in RPR	Closed Price / \$ Per Sq Ft	List to Sold Price %
<span style="border: 1px solid orange; border-radius: 50%; padding: 2px;">1</span>	 <p><b>7710 Calypso Dr</b> Rowlett, TX 75088 MLS ID: 21226171 <span style="background-color: yellow;">■</span> Closed / For Lease <i>Courtesy of InHouse Property Management</i></p>	Single Family	3/2	1,681	5,401 sqft 1996	6/1/2026 15 days	- \$1/sq ft	-
<span style="border: 1px solid orange; border-radius: 50%; padding: 2px;">2</span>	 <p><b>9222 Fairmont Cir</b> Rowlett, TX 75088 MLS ID: 21133980 <span style="background-color: yellow;">■</span> Closed / For Lease <i>Courtesy of MRA, REALTORS</i></p>	Single Family	3/2	1,606	8,189 sqft 1983	6/1/2026 134 days	- \$1/sq ft	-
<span style="border: 1px solid orange; border-radius: 50%; padding: 2px;">3</span>	 <p><b>6018 Madison Ave</b> Rowlett, TX 75089 MLS ID: 21264845 <span style="background-color: yellow;">■</span> Closed / For Lease <i>Courtesy of Keller Williams Central</i></p>	Single Family	3/2	1,866	8,015 sqft 1991	6/1/2026 24 days	- \$1/sq ft	-
<span style="border: 1px solid orange; border-radius: 50%; padding: 2px;">4</span>	 <p><b>9032 Prairie Path, #3349</b> Rowlett, TX 75089 MLS ID: 21250288 <span style="background-color: yellow;">■</span> Closed / For Lease <i>Courtesy of Texas Urban Living Realty</i></p>	Single Family	4/3	1,917	0.9 acres 2025	6/1/2026 38 days	- \$2/sq ft	-
<span style="border: 1px solid orange; border-radius: 50%; padding: 2px;">5</span>	 <p><b>9032 Prairie Path, #8921</b> Rowlett, TX 75089 MLS ID: 21279208 <span style="background-color: yellow;">■</span> Closed / For Lease <i>Courtesy of Texas Urban Living Realty</i></p>	Condo/Townhouse/Apt.	4/3	1,917	0.9 acres 2025	6/1/2026 10 days	- \$1/sq ft	-

# Rowlett, Texas



Closed: 10 properties		Property Type	Beds / Baths	Living Area (sq ft)	Lot Size / Year Built	Closed Date / Days in RPR	Closed Price / \$ Per Sq Ft	List to Sold Price %
	 <p><b>2510 Stanford St</b> Rowlett, TX 75088 MLS ID: 21198015 Closed / For Lease</p> <p><i>Courtesy of Apex Property Management</i></p>	Condo/Townhouse/Apt.	2/2	1,100	4,007 sqft / 1984	6/1/2026 / 79 days	- / \$1/sq ft	-
	 <p><b>7909 Stonehaven Ln</b> Rowlett, TX 75089 MLS ID: 21287821 Closed / For Lease</p> <p><i>Courtesy of Eco Agent Realty International</i></p>	Single Family	4/3	2,619	7,492 sqft / 2001	6/1/2026 / - days	- / \$1/sq ft	-
	 <p><b>8406 Willowbrook Dr</b> Rowlett, TX 75088 MLS ID: 21243621 Closed / For Lease</p> <p><i>Courtesy of AMX Realty</i></p>	Single Family	3/2	1,865	7,840 sqft / 2016	6/1/2026 / 42 days	- / \$1/sq ft	-
	 <p><b>8505 Woodside Rd</b> Rowlett, TX 75088 MLS ID: 21181031 Closed / For Lease</p> <p><i>Courtesy of Monument Realty</i></p>	Single Family	3/2	1,709	7,623 sqft / 1980	6/1/2026 / 82 days	- / \$1/sq ft	-
	 <p><b>8401 Chesham Dr</b> Rowlett, TX 75088 MLS ID: 21204695 Closed / For Lease</p> <p><i>Courtesy of OnDemand Realty</i></p>	Single Family	3/2	1,700	7,535 sqft / 1983	5/31/2026 / 18 days	- / \$1/sq ft	-

## Distressed

Source: Public Records and Listings























### Legend

-  Closed
-  Off Market, Hold, Withdrawn, Expired, or Canceled



# Rowlett, Texas

Distressed: 10 properties		Property Type	Beds / Baths	Living Area (sq ft)	Lot Size / Year Built	List Date / Days in RPR	List Price / \$ Per Sq Ft	Distressed Date / Type
	 <b>6707 Ports O Call Dr</b> Rowlett, TX 75088 ■ Closed / Public Record	Condo/Townhouse/Apt.	2/2	1,085	3,187 sqft 1983	- - days	- \$205/sq ft	4/8/2026 Notice of Foreclosure Sale
	 <b>2014 Rowlett Rd</b> Rowlett, TX 75088 ■ Off Market / Public Record	Single Family	3/3	4,388	2.89 acres 1971	- - days	- \$245/sq ft	4/30/2026 Notice of Foreclosure Sale
	 <b>8510 Kensington Dr</b> Rowlett, TX 75088 ■ Off Market / Public Record	Single Family	3/2	1,707	7,693 sqft 1983	- - days	- \$169/sq ft	5/12/2026 Notice of Foreclosure Sale
	 <b>6401 Port Aransas Dr</b> Rowlett, TX 75089 ■ Off Market / Public Record	Single Family	4/3	2,957	0.28 acres 2001	- - days	- \$173/sq ft	5/6/2026 Notice of Foreclosure Sale
	 <b>8526 Royal Star Rd</b> Rowlett, TX 75089 ■ Off Market / Public Record	Single Family	4/3	2,549	6,640 sqft 2022	- - days	- \$203/sq ft	4/30/2026 Notice of Foreclosure Sale
	 <b>6529 Bandalia Dr</b> Rowlett, TX 75089 ■ Off Market / Public Record	Single Family	3/3	1,780	5,159 sqft 1987	- - days	- \$191/sq ft	5/7/2026 Notice of Foreclosure Sale
	 <b>7513 Colfax Dr</b> Rowlett, TX 75089 ■ Off Market / Public Record	Single Family	4/3	2,812	7,444 sqft 1993	- - days	- \$152/sq ft	5/12/2026 Notice of Foreclosure Sale
	 <b>5613 Willowbrook Dr</b> Rowlett, TX 75088 ■ Off Market / Public Record	Single Family	3/2	2,149	7,725 sqft 1987	- - days	- \$185/sq ft	4/2/2026 Notice of Foreclosure Sale
	 <b>8306 Sawgrass Ln</b> Rowlett, TX 75089 ■ Off Market / Public Record	Single Family	4/4	4,028	9,754 sqft 2000	- - days	- \$153/sq ft	4/16/2026 Notice of Foreclosure Sale
	 <b>8001 Rice Dr</b> Rowlett, TX 75088 ■ Off Market / Public Record	Single Family	3/3	2,580	7,313 sqft 1986	- - days	- \$158/sq ft	3/26/2026 Notice of Foreclosure Sale



# Rowlett, Texas

## About RPR

- RPR® is the nation's largest property database, exclusively for REALTORS®. It empowers REALTORS® to help buyers and sellers make informed decisions, backed by a real estate database covering more than 160 million residential and commercial properties in the United States.
- RPR is a wholly owned subsidiary of the National Association of REALTORS® and a member benefit to REALTORS®.
- RPR's data sources range from MLSs and county-level tax and assessment offices, to the U.S. Census and FEMA, to specialty data set providers such as Esri (consumer data), Niche (school information) and Precisely (geographic boundaries).

## Learn More

For more information about RPR, please visit RPR's public website: <https://blog.narrpr.com>



**RPR**®

