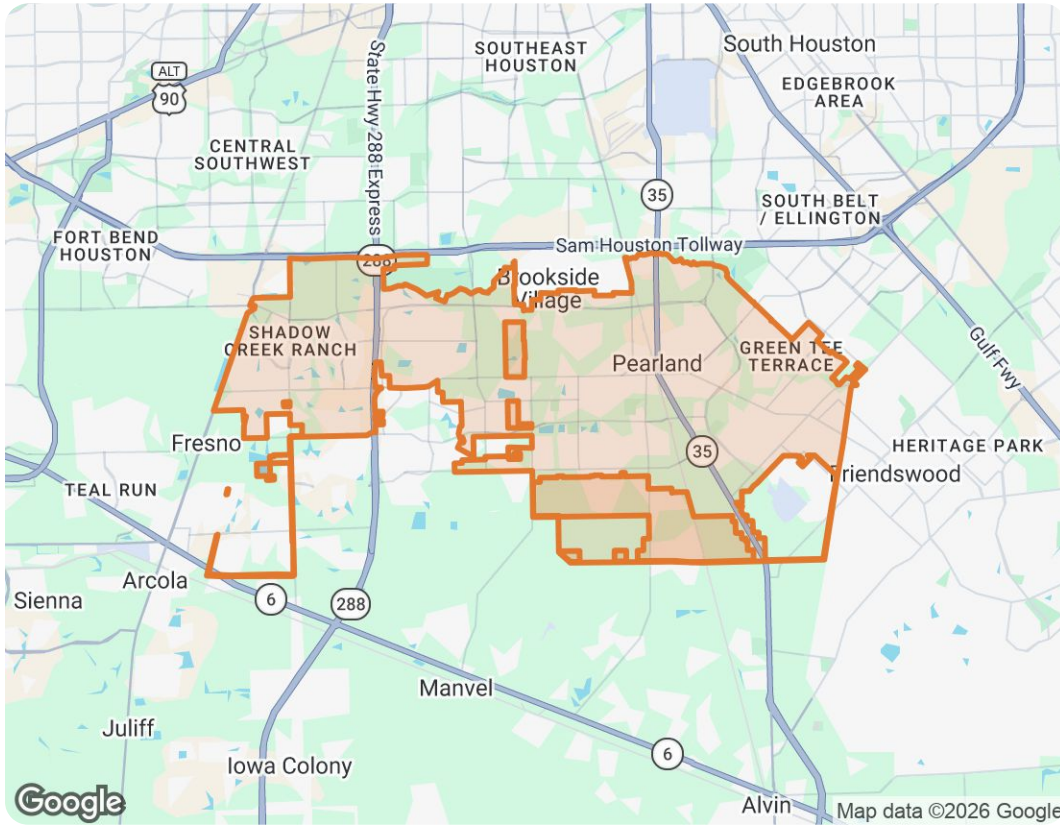


Pearland, Texas



The biggest buyer rebates and lowest selling fees in real estate – without sacrificing full-service support, 7 days a week.

ShopProp Licensed CA, WA, HI, AZ, MI, TX, VA, CO

📞 Office (888) 821-0556

✉️ team@shopprop.com

🌐 www.shopprop.com

Shop|Prop

ShopProp Inc.

Pearland, Texas

Market Trends

Market Trends for Pearland, Texas

Single Family + Condo/Townhouse/Apt.

May 2026

Market Type



Key Details

Months of Inventory	Sold to List Price %	Median Days in RPR	Median Sold Price
2.84	97.6%	22	\$382,000
↑ 2.16% MoM	↓ 0.53% MoM	↑ 22.22% MoM	↑ 3.87% MoM

This represents an estimated sale price for this property. It is not the same as the opinion of value in an appraisal developed by a licensed appraiser under the Uniform Standards of Professional Appraisal Practice.



Pearland, Texas

May 2026 Median Estimated Property Value

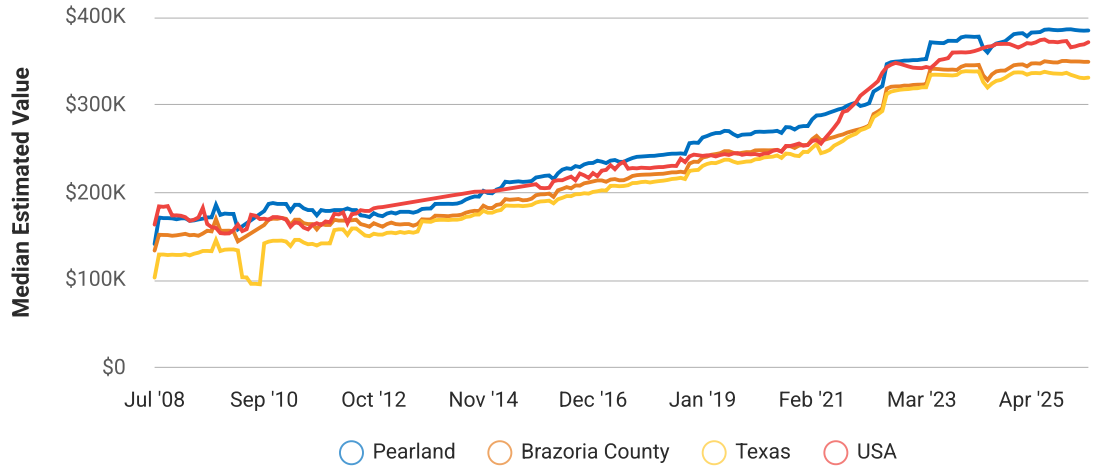
Single Family + Condo/Townhouse/Apt.

This graphic displays property estimates for a market area and a subject property, where one has been selected. Estimated property values are generated by a valuation model and are not formal appraisals.

Source: Public records, and MLS sources where licensed

Update Frequency: Monthly

Median Estimated Value \$384,780	Last Month Change +0.1%	12 Month Change +0.6%
---	--	--



May 2026 Active Listings

Pearland, Texas

Single Family + Condo/Townhouse/Apt.

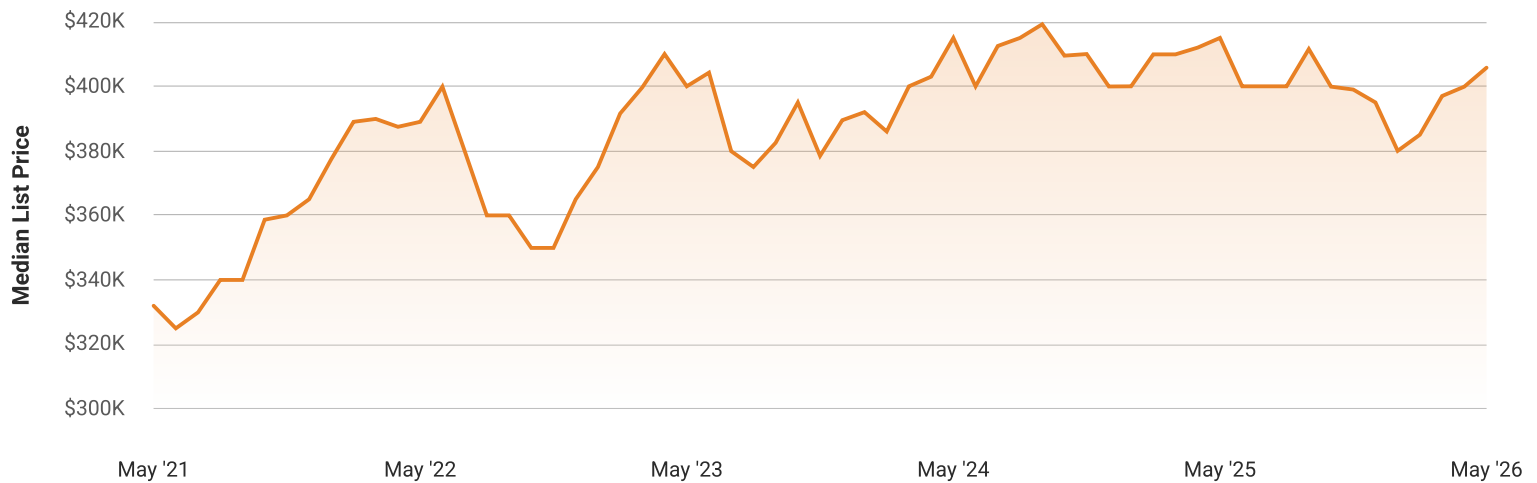
This graphic summarizes key statistics for properties that were in an active status on the last day of each month. RPR uses list date and a derived pending date to determine if the listing was active on the last day of the month. An end-of-month snapshot of active listings helps to understand inventory levels, price points and duration on the market.

Source: Listing sources

Update Frequency: Monthly

Median List Price - \$405,770

↑ 1.5% Month over Month



Pearland, Texas

May 2026 Sold Listings

Pearland, Texas

Single Family + Condo/Townhouse/Apt.

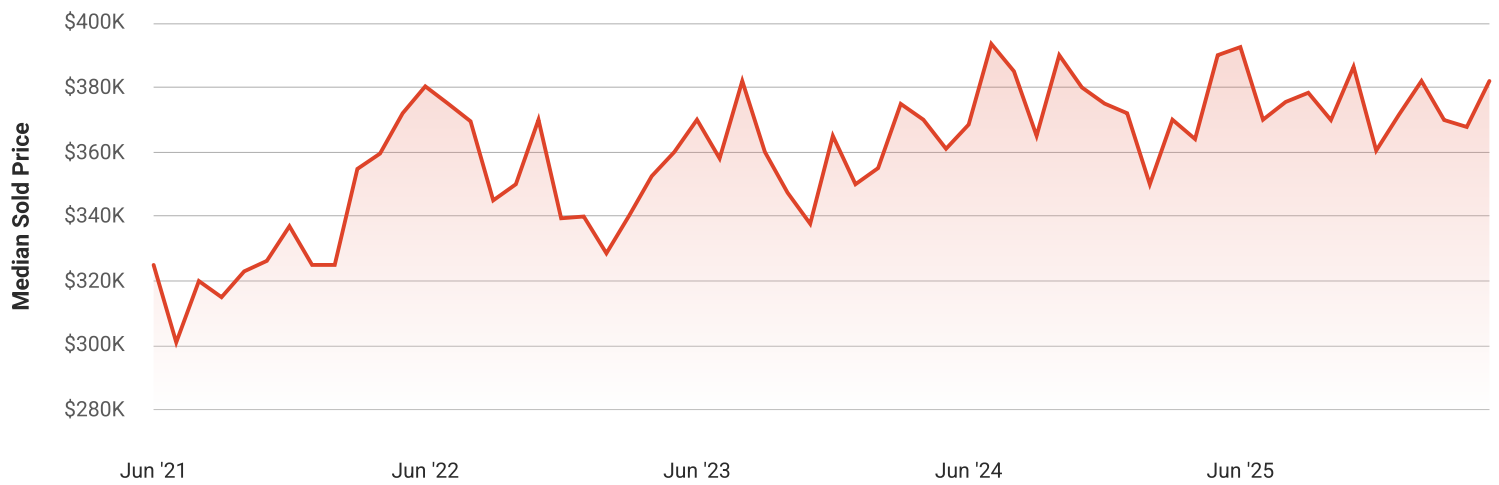
This graphic summarizes key statistics for properties that sold each month. RPR uses a derived sold date to determine when a property moved into a sold status within the given month. These statistics are important for understanding the price points on sold properties as well as the difference between the list price and sold price, which reveals whether buyers are paying over or under the asking price.

Source: Listing sources

Update Frequency: Monthly

Median Sold Price - \$382,000

↑ 3.9% Month over Month



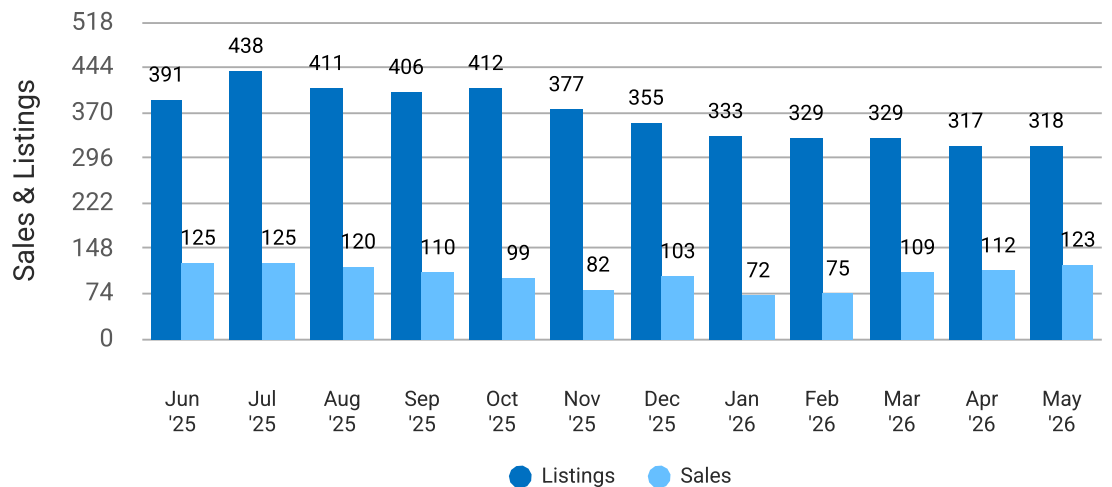
Total Sales and Active Listings in Pearland, Texas

Single Family + Condo/Townhouse/Apt.

This graph compares the number of sales with the number of active listings in the local market.

Source: MLS data where licensed

Update Frequency: Monthly



Pearland, Texas

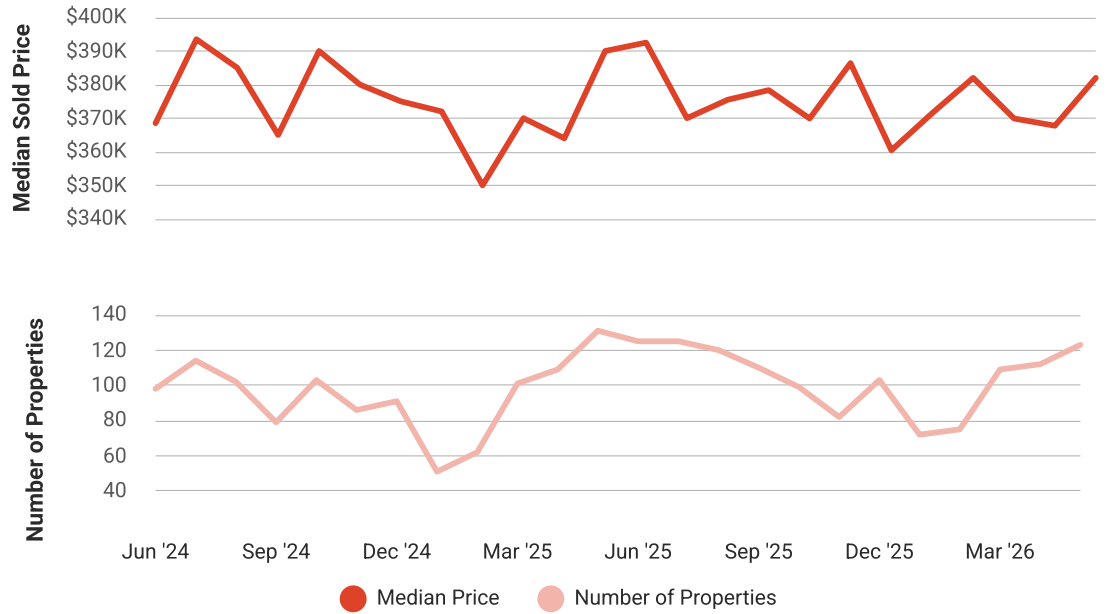
Median Sold Price vs Sold Listings in Pearland, Texas

Single Family + Condo/Townhouse/Apt.

This chart compares the trend of median sold price and number of sold listings for the given location.

Source: Listing Data

Update Frequency: Monthly



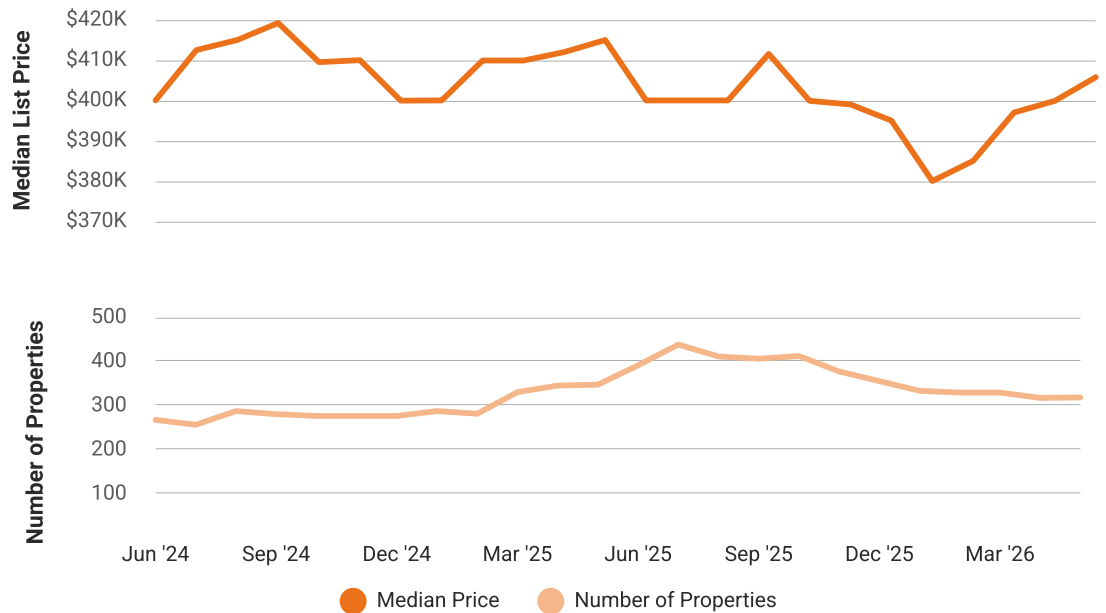
Median List Price vs Active Listings in Pearland, Texas

Single Family + Condo/Townhouse/Apt.

This chart compares the trend of median list price and number of active properties for the given location.

Source: Listing Data

Update Frequency: Monthly



Pearland, Texas

Market Snapshot

Value and Price Changes

	Current	Last Month	Last 3 Months	Last 12 Months	Last 24 Months	Last 36 Months
Median Est. Property Value Last Updated: 5/31/2026	\$384,780	\$384,540 +0.06%	\$385,290 -0.13%	\$382,640 +0.56%	\$365,000 +5.42%	\$371,320 +3.62%
Median Sold Price Last Updated: 5/31/2026	\$382,000	\$367,750 +3.87%	\$382,000 0%	\$390,000 -2.05%	\$360,990 +5.82%	\$360,000 +6.11%
Median List Price Last Updated: 5/31/2026	\$405,770	\$399,900 +1.47%	\$385,000 +5.39%	\$415,000 -2.22%	\$415,000 -2.22%	\$400,000 +1.44%

About this Data: Because some brokerages may choose not to include their MLS listing content within the RPR platform, the analysis contained in this report may not have been created using all the available listing data within this geographical market.
 Median estimated property values are generated by a valuation model and are not formal appraisals. Valuations are based on public records and MLS data where licensed. The Metrics displayed here reflect **All Residential Single Family, Condo, Townhouse and Apartment properties** data.

Market Activity

Market Activity Filters

Sort Order: Date

Maximum Properties Per Change Type: 10

Change Types: New Listings, Pending, Closed, Distressed

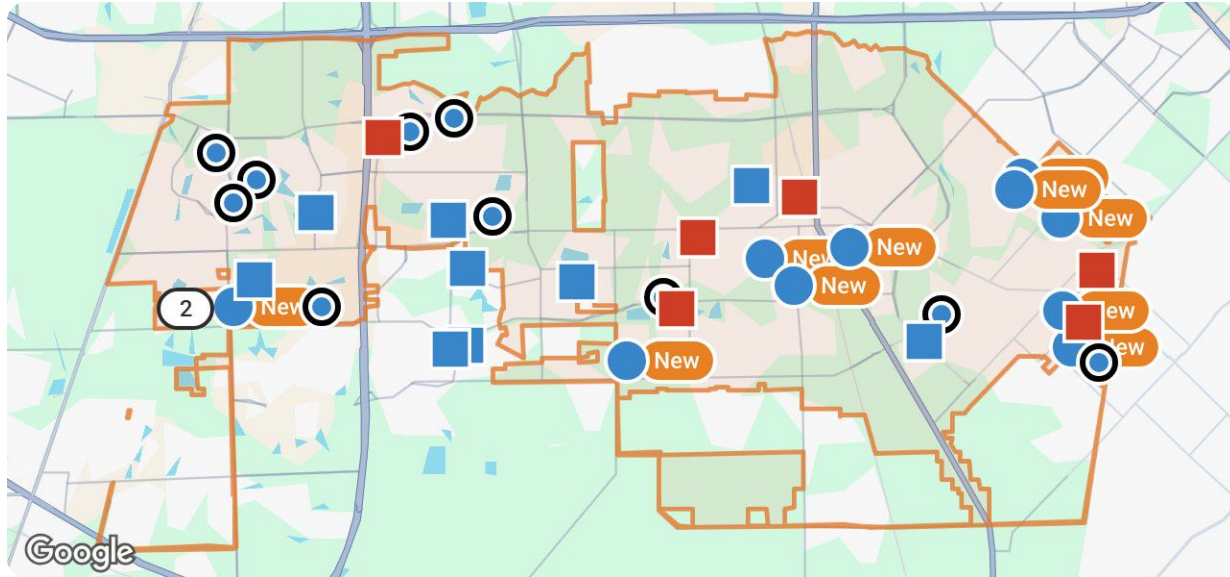
Property Types: Single Family, Condo/Townhouse/Apt

Property Features: Sale Price: Any, Lease Price: Any, Beds: Any, Baths: Any, Living Area: Any, Lot Size (acre): Any, Year Built: Any

Pearland, Texas

Summary

For Sale Activity in the Last 3 Months



Legend

- For Sale
- For Sale Pending
- Recently Closed
- Distressed

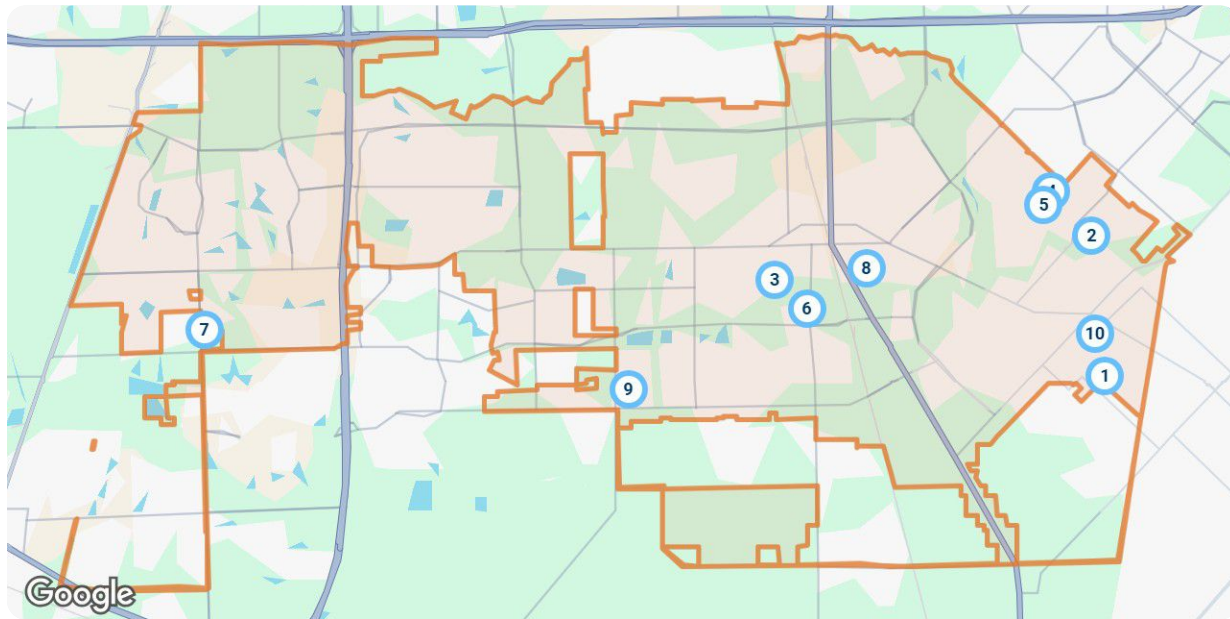
	New	Pending	Closed	Distressed
Number of Properties	10	10	10	6
Lowest Listing Price / Est.Value	\$299,000	\$264,900	\$150,000	\$223,000
Median Listing Price / Est.Value	\$347,000	\$379,500	\$310,000	\$345,970
Highest Listing Price / Est.Value	\$1,575,000	\$580,000	\$1,750,000	\$481,680
Average Price / sqft	\$194	\$150	\$208	\$130
Median Price / sqft	\$191	\$157	\$155	\$134
Average Days in RPR	2	50	46	-
Median Days in RPR	2	28	13	-
Total Volume	\$5,221,900	\$4,032,390	\$4,625,000	\$1,763,882
Source	Listings	Listings	Public Records & Listings	Public Records & Listings



Market Activity Breakdown

New

Source: Listings



Legend

● Active For Sale

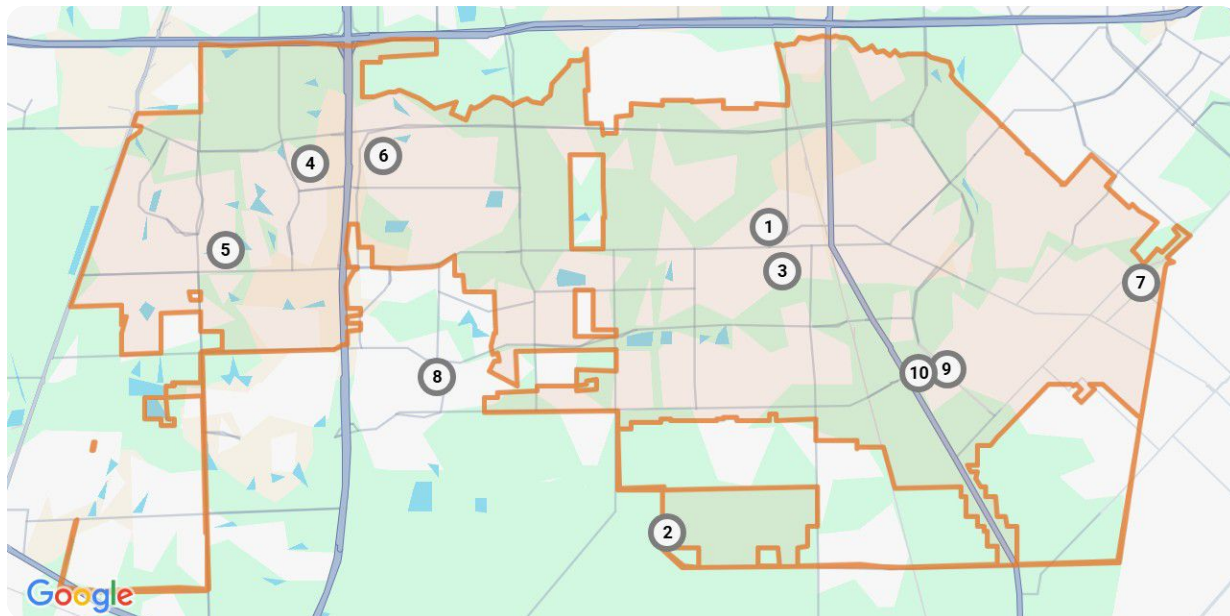
New: 10 properties		Property Type	Beds / Baths	Living Area (sq ft)	Lot Size	Year Built	List Date / Days in RPR	List Price / \$ Per Sq Ft
1	 <p>2313 Champion Dr Pearland, TX 77581 MLS ID: 21468859 ● Active / For Sale</p> <p><i>Listing Courtesy of Keller Williams Preferred</i></p>	Single Family	6/4	3,134	10,285 sqft	1999	6/6/2026 1 day	\$469,900 \$150/sq ft
2	 <p>5105 Apple Springs Dr Pearland, TX 77584 MLS ID: 66918695 ● Active / For Sale</p> <p><i>Listing Courtesy of eXp Realty LLC</i></p>	Single Family	3/2	1,764	9,296 sqft	1971	6/5/2026 2 days	\$299,000 \$170/sq ft
3	 <p>2610 W Bainbridge Cir Pearland, TX 77584 MLS ID: 6590235 ● Active / For Sale</p> <p><i>Listing Courtesy of Keller Williams Realty Austin</i></p>	Single Family	5/4	3,948	0.26 acres	1997	6/5/2026 2 days	\$805,000 \$204/sq ft
4	 <p>2005 Cheryl Dr Pearland, TX 77581 MLS ID: 73207444 ● Active / For Sale</p> <p><i>Listing Courtesy of RE/MAX Pearland- Pearland Home Team</i></p>	Single Family	3/2	1,511	7,501 sqft	1969	6/5/2026 2 days	\$315,000 \$208/sq ft
5	 <p>2901 Green Tee Dr Pearland, TX 77581 MLS ID: 40866632 ● Active / For Sale</p> <p><i>Listing Courtesy of eXp Realty LLC</i></p>	Single Family	5/5	5,115	3.17 acres	2012	6/5/2026 2 days	\$1,575,000 \$308/sq ft

Pearland, Texas

New: 10 properties		Property Type	Beds / Baths	Living Area (sq ft)	Lot Size	Year Built	List Date / Days in RPR	List Price / \$ Per Sq Ft
6	<p>4013 Ivywood Dr Pearland, TX 77584 MLS ID: 7535866 ● Active / For Sale</p> <p><i>Listing Courtesy of Seki Home Realty</i></p>	Single Family	4/4	2,386	6,822 sqft	1993	6/5/2026 2 days	\$340,000 \$142/sq ft
7	<p>3236 Lee Cir Pearland, TX 77581 MLS ID: 8250775 ● Active / For Sale</p> <p><i>Listing Courtesy of Stanfield Properties</i></p>	Single Family	3/2	1,434	7,200 sqft	1985	6/5/2026 2 days	\$325,000 \$227/sq ft
8	<p>1508 Red Bud Ct Pearland, TX 77581 MLS ID: 34001845 ● Active / For Sale</p> <p><i>Listing Courtesy of Keller Williams Signature</i></p>	Single Family	4/3	2,646	8,747 sqft	1996	6/5/2026 2 days	\$399,000 \$151/sq ft
9	<p>12916 Southern Valley Dr Pearland, TX 77584 MLS ID: 2080702 ● Active / For Sale</p> <p><i>Listing Courtesy of Keller Williams Preferred</i></p>	Single Family	3/2	1,910	7,396 sqft	2007	6/5/2026 2 days	\$349,000 \$183/sq ft
10	<p>2409 Ameno Dr Pearland, TX 77581 MLS ID: 13200649 ● Active / For Sale</p> <p><i>Listing Courtesy of Bay Area Realty, LLC</i></p>	Single Family	3/2	1,739	5,815 sqft	2005	6/4/2026 3 days	\$345,000 \$198/sq ft

Pending






Source: Listings



Legend

● Pending

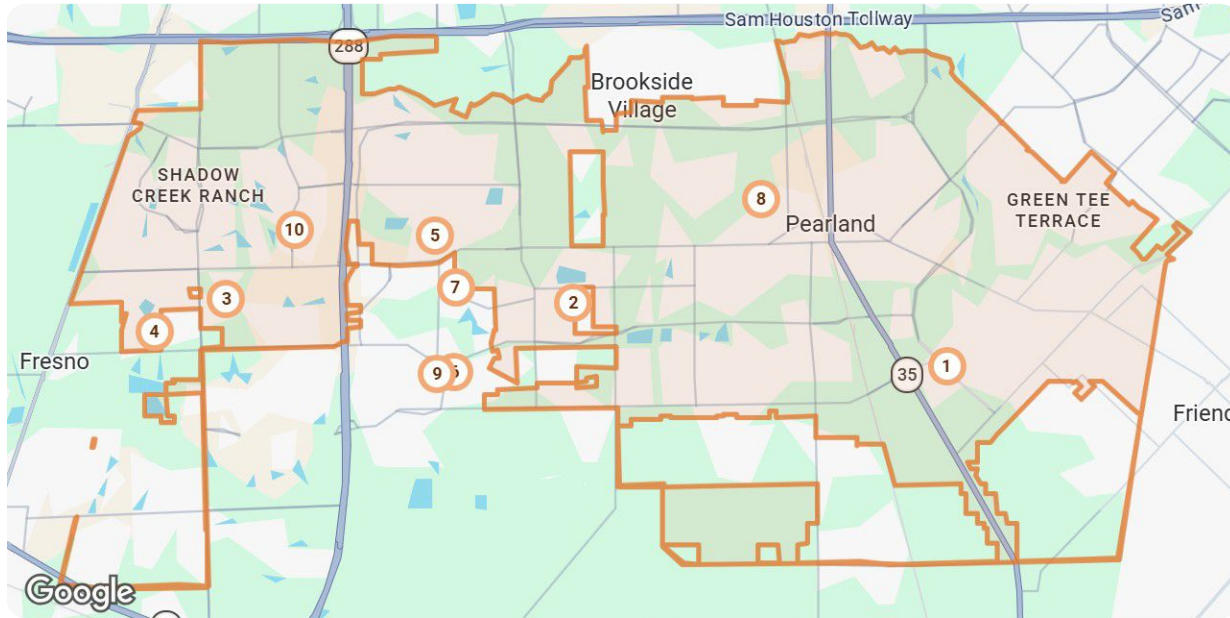


Pending: 10 properties		Property Type	Beds / Baths	Living Area (sq ft)	Lot Size / Year Built	List Date	List Price / \$ Per Sq Ft	Pending Date / Days in RPR
1	 <p>4106 Summer Ln Pearland, TX 77584 MLS ID: 32933239 Pending / For Sale</p> <p><i>Listing Courtesy of ST&A Realtors</i></p>	Single Family	3/2	1,845	7,627 sqft 2007	6/2/2026	\$305,000 \$165/sq ft	6/6/2026 4 days
2	 <p>2911 Birch Bough St Pearland, TX 77581 MLS ID: 31965713 Pending / For Sale</p> <p><i>Listing Courtesy of Realty Of America, LLC</i></p>	Single Family	5/4	4,036	9,601 sqft 2010	6/5/2026	\$350,000 \$87/sq ft	6/5/2026 - days
3	 <p>3605 Canterbury Park Dr Pearland, TX 77584 MLS ID: 58948995 Pending / For Sale</p> <p><i>Listing Courtesy of Keller Williams Realty Southwest</i></p>	Single Family	4/3	2,949	8,050 sqft 2005	5/8/2026	\$369,000 \$125/sq ft	6/5/2026 28 days
4	 <p>2905 Green Forest Ln Pearland, TX 77581 MLS ID: 85114265 Pending / For Sale</p> <p><i>Listing Courtesy of Faron Daigle Realty</i></p>	Single Family	4/4	3,436	9,601 sqft 2003	5/11/2026	\$580,000 \$169/sq ft	6/5/2026 25 days
5	 <p>2957 Water Willow Ln Pearland, TX 77581 MLS ID: 54649738 Pending / For Sale</p> <p><i>Listing Courtesy of Keller Williams Preferred</i></p>	Single Family	4/2	1,965	7,309 sqft 2005	4/2/2026	\$390,000 \$198/sq ft	6/5/2026 64 days
6	 <p>4609 Buescher Ct Pearland, TX 77584 MLS ID: 81276317 Pending / For Sale</p> <p><i>Listing Courtesy of Kino Realty, LLC.</i></p>	Single Family	4/3	2,768	7,762 sqft 2005	1/2/2026	\$350,000 \$126/sq ft	6/4/2026 153 days
7	 <p>3911 Clarestone Dr Pearland, TX 77584 MLS ID: 56536289 Pending / For Sale</p> <p><i>Listing Courtesy of Prime Properties</i></p>	Single Family	5/3	3,219	8,520 sqft 1997	2/21/2026	\$460,000 \$143/sq ft	6/4/2026 103 days
8	 <p>3323 Concorde Heights Dr Pearland, TX 77581 MLS ID: 11503501 Pending / For Sale</p> <p><i>Listing Courtesy of D.R. Horton</i></p>	Single Family	4/4	2,926	7,800 sqft 2026	5/28/2026	\$464,490 \$159/sq ft	6/4/2026 7 days
9	 <p>2608 Crystal Falls Dr Pearland, TX 77584 MLS ID: 7451539 Pending / For Sale</p> <p><i>Listing Courtesy of Compass RE Texas, LLC - Houston</i></p>	Single Family	4/3	3,198	6,826 sqft 2003	6/2/2026	\$499,000 \$156/sq ft	6/4/2026 2 days
10	 <p>1618 Live Oak Hollow St Pearland, TX 77581 MLS ID: 86513209 Pending / For Sale</p> <p><i>Listing Courtesy of Walzel Properties - League City/Pearland</i></p>	Single Family	3/2	1,540	7,436 sqft 1978	4/1/2026	\$264,900 \$172/sq ft	6/4/2026 64 days

Pearland, Texas

Closed

Source: Public Records and Listings



Legend

● Closed

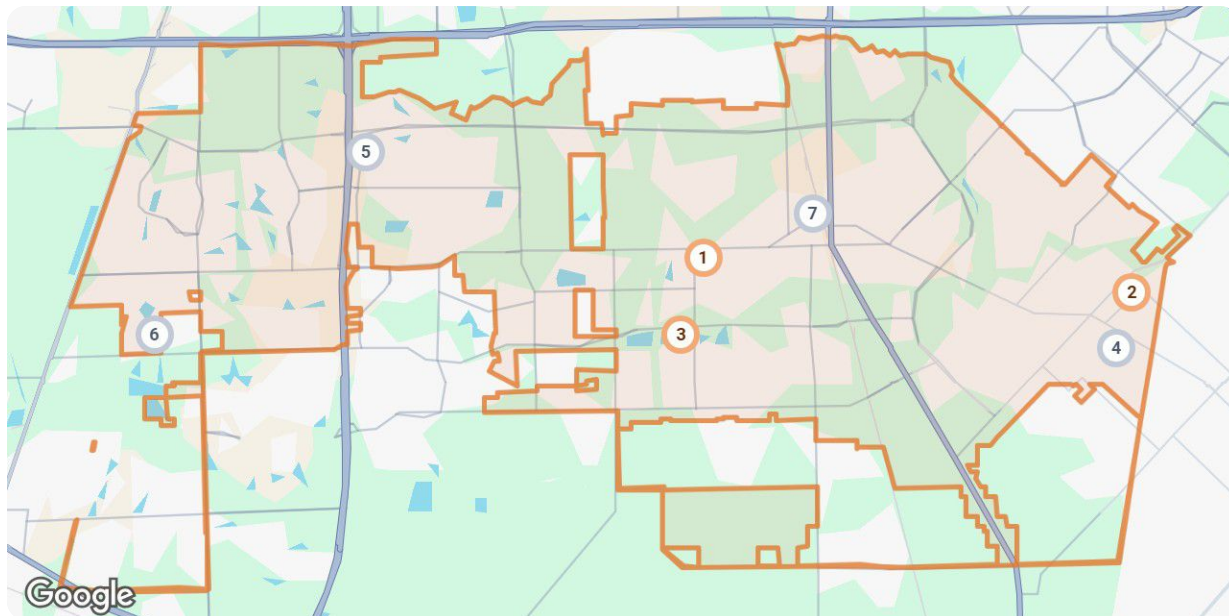
Closed: 10 properties		Property Type	Beds / Baths	Living Area (sq ft)	Lot Size / Year Built	Closed Date / Days in RPR	Closed Price / \$ Per Sq Ft	List to Sold Price %
1	 <p>2404 Pearland Ave Pearland, TX 77581 MLS ID: 12416500 ■ Closed / For Sale <i>Courtesy of The Sears Group</i></p>	Single Family	-/6	1,048	0.29 acres 1958	6/5/2026 12 days	\$150,000 \$143/sq ft	↓ 3.23%
2	 <p>2309 Romayor Ct Pearland, TX 77581 MLS ID: 31634195 ■ Closed / For Sale <i>Courtesy of Levitate Real Estate</i></p>	Single Family	3/2	1,611	7,139 sqft 1979	6/5/2026 10 days	\$285,000 \$177/sq ft	↑ 3.64%
3	 <p>3502 Sheldon Dr Pearland, TX 77584 MLS ID: 17413204 ■ Closed / For Sale <i>Courtesy of Keller Williams Premier Realty</i></p>	Single Family	4/3	2,331	6,599 sqft 1994	6/5/2026 330 days	\$325,000 \$139/sq ft	-
4	 <p>3638 Teakwood Dr Pearland, TX 77584 MLS ID: 30088934 ■ Closed / For Sale <i>Courtesy of Vaughn Realty & Co</i></p>	Single Family	2/2	1,546	5,454 sqft 1993	6/5/2026 26 days	\$260,000 \$168/sq ft	↑ 0.04%
5	 <p>2313 Augusta Dr Pearland, TX 77581 MLS ID: 36626972 ■ Closed / For Sale <i>Courtesy of Prince Properties, LLC</i></p>	Single Family	3/3	3,165	9,601 sqft 1993	6/4/2026 2 days	\$500,000 \$158/sq ft	↑ 2.25%

Pearland, Texas

Closed: 10 properties		Property Type	Beds / Baths	Living Area (sq ft)	Lot Size / Year Built	Closed Date / Days in RPR	Closed Price / \$ Per Sq Ft	List to Sold Price %
6	 <p>1511 Old Alvin Rd Pearland, TX 77581 MLS ID: 28567604 Closed / For Sale</p> <p><i>Courtesy of Keller Williams Preferred</i></p>	Single Family	3/3	2,440	7.08 acres / 1984	6/3/2026 / 14 days	\$1,750,000 / \$717/sq ft	↓ 12.28%
7	 <p>2006 Post Oak Ct Pearland, TX 77581 MLS ID: 64110869 Closed / For Sale</p> <p><i>Courtesy of Call It Closed Int'l Realty</i></p>	Single Family	4/4	2,532	6,970 sqft / 2017	6/3/2026 / 31 days	\$415,000 / \$164/sq ft	↓ 2.35%
8	 <p>3121 English Oaks Blvd Pearland, TX 77584 MLS ID: 86892155 Closed / For Sale</p> <p><i>Courtesy of Flash Realty</i></p>	Single Family	4/4	2,873	6,299 sqft / 1998	6/2/2026 / 7 days	\$370,000 / \$129/sq ft	-
9	 <p>6806 Haley Ct Pearland, TX 77584 MLS ID: 42419885 Closed / For Sale</p> <p><i>Courtesy of AREA Texas Realty</i></p>	Single Family	3/3	1,930	6,591 sqft / 2005	6/2/2026 / 16 days	\$295,000 / \$153/sq ft	↓ 1.67%
10	 <p>5007 W Plum St Pearland, TX 77581 MLS ID: 46459665 Closed / For Sale</p> <p><i>Courtesy of Keller Williams Realty Metropolitan</i></p>	Single Family	3/2	2,068	7,148 sqft / 1969	6/2/2026 / 8 days	\$275,000 / \$133/sq ft	-

Distressed

Source: Public Records and Listings



Legend

- Orange circle: Closed
- Blue circle: Off Market, Hold, Withdrawn, Expired, or Canceled



Pearland, Texas

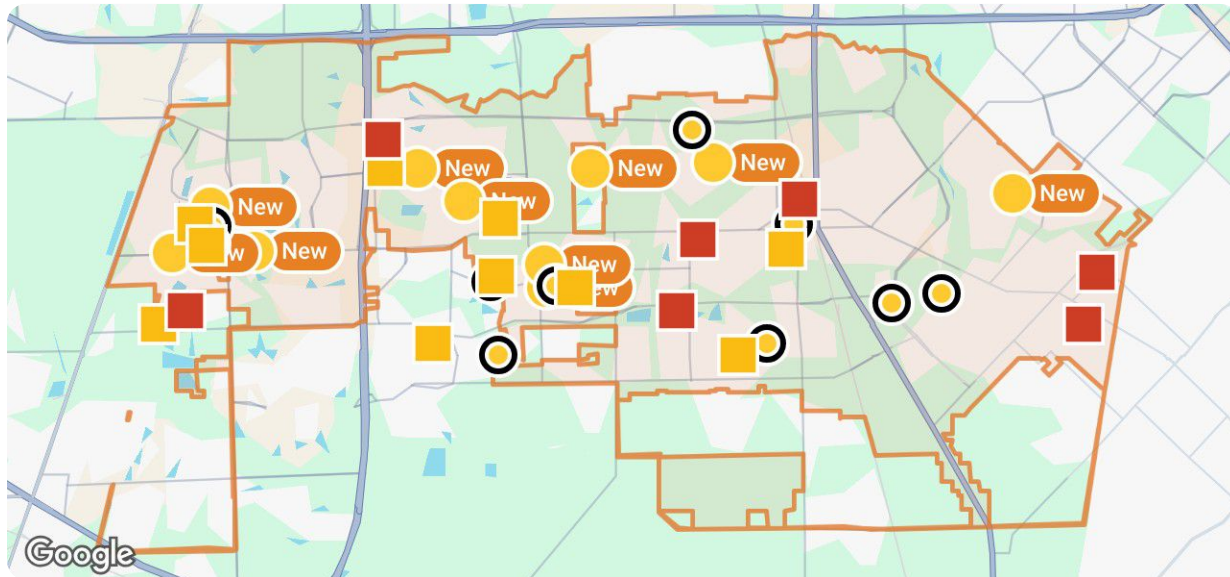
Distressed: 6 properties		Property Type	Beds / Baths	Living Area (sq ft)	Lot Size / Year Built	List Date / Days in RPR	List Price / \$ Per Sq Ft	Distressed Date / Type
	5938 Josephine St Pearland, TX 77584 Closed / Public Record	Single Family	-/2	1,468	8,276 sqft 1974	- - days	- \$201/sq ft	4/8/2026 Sold Date: 4/8/2026
	2419 Piney Woods Dr Pearland, TX 77581 Closed / Public Record	Single Family	-/3	2,636	9,248 sqft 1996	- - days	- \$151/sq ft	3/26/2026 Sold Date: 3/10/2026
	6201 Summit Dr Pearland, TX 77584 Closed / Public Record	Single Family	-/4	2,805	9,683 sqft 2005	- - days	- \$132/sq ft	3/13/2026 Sold Date: 3/3/2026
	1310 Ainsley Way Dr Pearland, TX 77581 Off Market / Public Record	Single Family	-/3	2,575	5,001 sqft 2011	- - days	- \$134/sq ft	3/18/2026 Sold Date: 2/18/2025
	3602 Hollow Ridge Ct Pearland, TX 77584 Off Market / Public Record	Single Family	-/4	2,767	10,860 sqft 2018	- - days	- \$174/sq ft	4/16/2026 Notice of Lis Pendens
	2246 Washington St Pearland, TX 77581 Off Market / Public Record	Single Family	-/3	2,800	0.5 acres 1963	- - days	- \$155/sq ft	3/23/2026 Notice of Trustee Sale



Pearland, Texas

Summary

For Lease Activity in the Last 3 Months



Legend

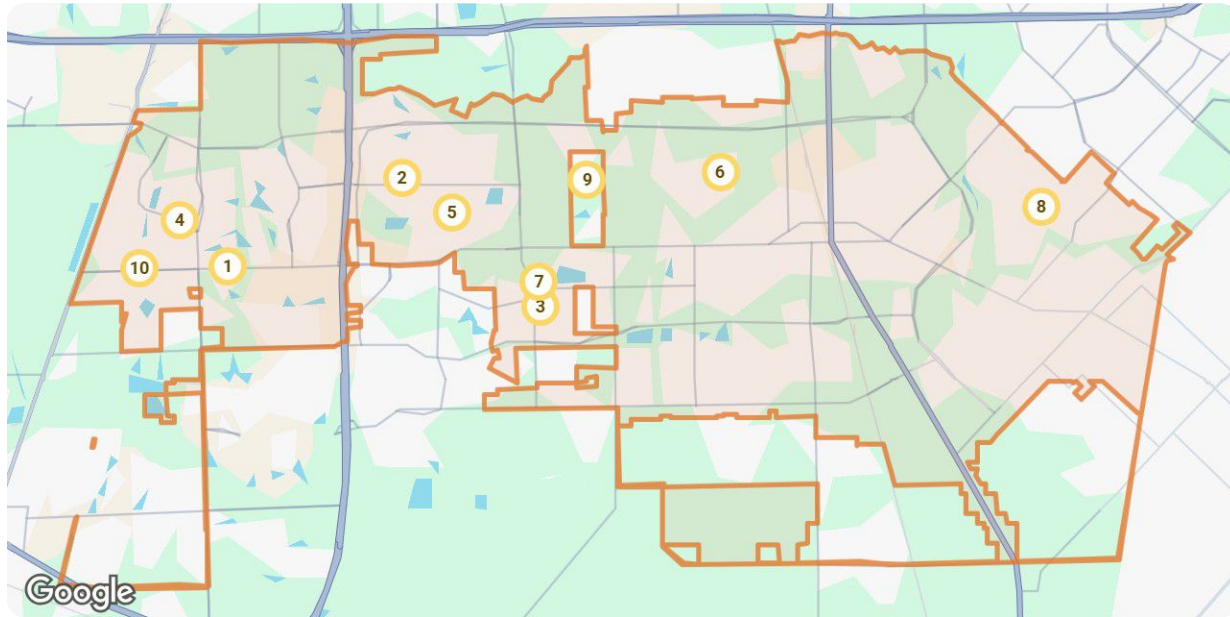
- For Lease
- For Lease Pending
- Distressed
- Recently Leased

	New	Pending	Closed	Distressed
Number of Properties	10	10	10	6
Lowest Listing Price / Est.Value	\$2,250	\$2,300	\$1,900	\$223,000
Median Listing Price / Est.Value	\$2,500	\$2,438	\$2,423	\$345,970
Highest Listing Price / Est.Value	\$3,000	\$3,100	\$4,700	\$481,680
Average Price / sqft	\$1	\$1	\$1	\$130
Median Price / sqft	\$1	\$1	\$1	\$134
Average Days in RPR	3	20	62	-
Median Days in RPR	2	17	35	-
Total Volume	\$25,325	\$25,519	\$25,520	\$1,763,882
Source	Listings	Listings	Public Records & Listings	Public Records & Listings

Market Activity Breakdown

New

Source: Listings



Legend

● Active For Lease

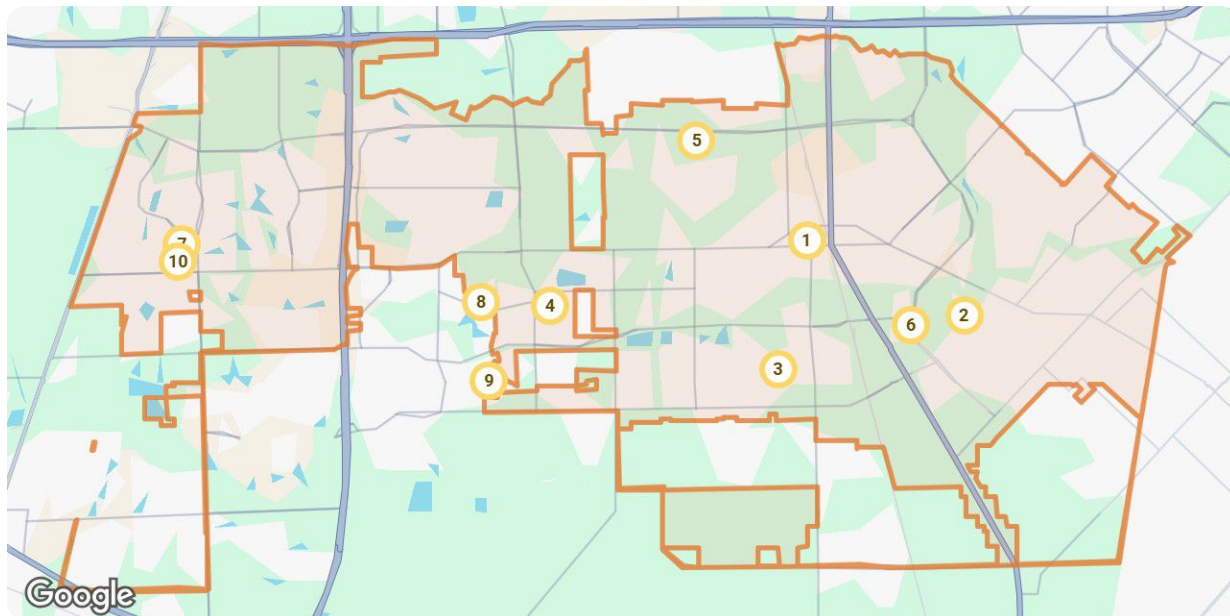
New: 10 properties		Property Type	Beds / Baths	Living Area (sq ft)	Lot Size	Year Built	List Date / Days in RPR	List Price / \$ Per Sq Ft
1	 <p>2911 Ashbrook Ln Pearland, TX 77584 MLS ID: 98893199 ● Active / For Lease</p> <p><i>Courtesy of Coldwell Banker Realty - Bellaire-Metropolitan</i></p>	Single Family	3/2	1,803	5,998 sqft	2004	6/5/2026 2 days	\$2,300 mo. \$1/sq ft
2	 <p>2912 Ashbrook Ln Pearland, TX 77584 MLS ID: 17917040 ● Active / For Lease</p> <p><i>Courtesy of Priority Realty</i></p>	Single Family	4/2	1,956	6,102 sqft	2005	6/5/2026 2 days	\$2,300 mo. \$1/sq ft
3	 <p>3418 Dorsey Ln Pearland, TX 77584 MLS ID: 65737551 ● Active / For Lease</p> <p><i>Courtesy of UTR TEXAS, REALTORS</i></p>	Single Family	3/3	1,680	5,998 sqft	2006	6/5/2026 2 days	\$2,250 mo. \$1/sq ft
4	 <p>2711 Laurel Creek Way Pearland, TX 77581 MLS ID: 10749486 ● Active / For Lease</p> <p><i>Courtesy of Stanfield Properties</i></p>	Single Family	3/3	1,891	0.36 acres	1985	6/5/2026 2 days	\$2,500 mo. \$1/sq ft
5	 <p>13108 Shallow Falls Ln Pearland, TX 77584 MLS ID: 87387337 ● Active / For Lease</p> <p><i>Courtesy of Coldwell Banker Realty - Bellaire-Metropolitan</i></p>	Single Family	4/3	2,559	5,998 sqft	2008	6/5/2026 2 days	\$2,525 mo. \$1/sq ft

Pearland, Texas

New: 10 properties		Property Type	Beds / Baths	Living Area (sq ft)	Lot Size	Year Built	List Date / Days in RPR	List Price / \$ Per Sq Ft
6	 <p>2634 Shelby Dr Pearland, TX 77584 MLS ID: 39400671 ● Active / For Lease</p> <p><i>Courtesy of eXp Realty LLC</i></p>	Single Family	3/2	2,051	8,494 sqft	1996	6/5/2026 2 days	\$2,500 mo. \$1/sq ft
7	 <p>2029 Creek Run Dr Pearland, TX 77584 MLS ID: 21884963 ● Active / For Lease</p> <p><i>Courtesy of Sweet Home Realty</i></p>	Single Family	3/3	1,863	6,272 sqft	2006	6/4/2026 3 days	\$2,350 mo. \$1/sq ft
8	 <p>2306 Emerald Stone Ct Pearland, TX 77581 MLS ID: 86266757 ● Active / For Lease</p> <p><i>Courtesy of Realvest Services, LLC</i></p>	Single Family	5/3	2,452	9,674 sqft	2014	6/4/2026 3 days	\$3,000 mo. \$1/sq ft
9	 <p>3603 Beacon Hill Dr Pearland, TX 77584 MLS ID: 49882244 ● Active / For Lease</p> <p><i>Courtesy of Walzel Properties - Corporate Office</i></p>	Single Family	4/3	2,769	7,666 sqft	1996	6/3/2026 4 days	\$3,000 mo. \$1/sq ft
10	 <p>1035 E Hampton Dr Pearland, TX 77584 MLS ID: 19189608 ● Active / For Lease</p> <p><i>Courtesy of Glass House Realty LLC</i></p>	Single Family	4/2	1,878	7,200 sqft	1996	6/3/2026 4 days	\$2,600 mo. \$1/sq ft

Pending











Source: Listings



Legend

● Active For Lease

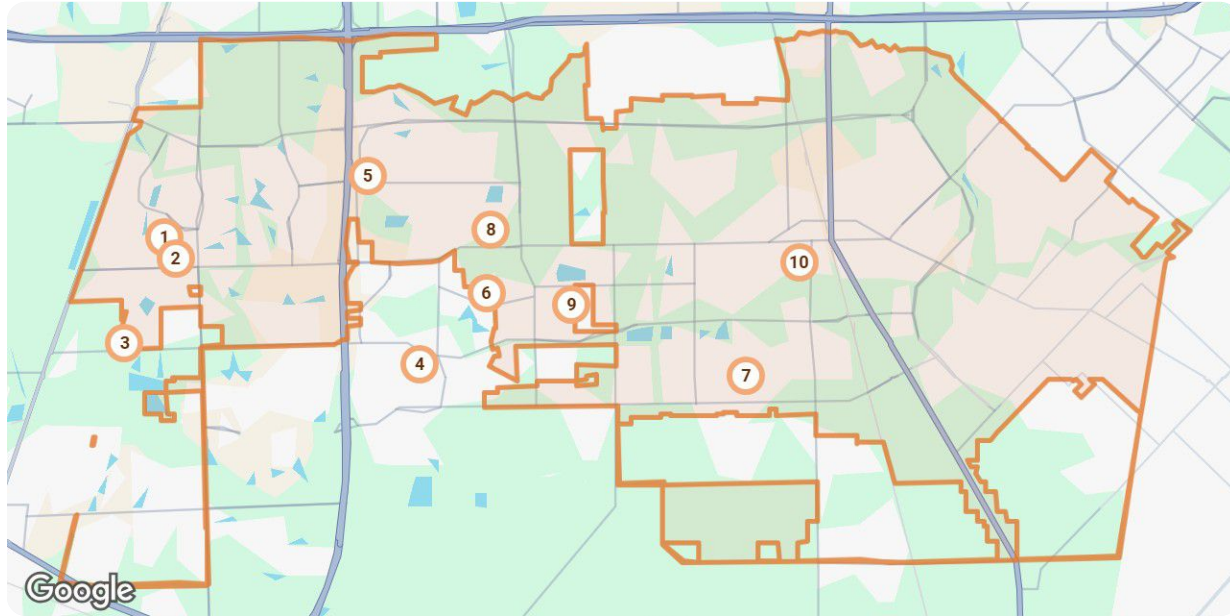


Pending: 10 properties		Property Type	Beds / Baths	Living Area (sq ft)	Lot Size / Year Built	List Date	List Price / \$ Per Sq Ft	Pending Date / Days in RPR
1	 <p>2116 Breezeway Ln Pearland, TX 77584 MLS ID: 54416636 Pending / For Lease</p> <p><i>Courtesy of Teachout Real Estate Group</i></p>	Single Family	3/3	1,450	6,337 sqft 2005	6/2/2026	\$2,300 mo. \$2/sq ft	6/6/2026 4 days
2	 <p>2470 Country Club Dr Pearland, TX 77581 MLS ID: 37836567 Pending / For Lease</p> <p><i>Courtesy of UTR TEXAS, REALTORS</i></p>	Condo/Townhouse/Apt.	3/3	2,132	3,998 sqft 1975	5/21/2026	\$2,600 mo. \$1/sq ft	6/5/2026 15 days
3	 <p>8112 Dartmoor St Pearland, TX 77584 MLS ID: 54843205 Pending / For Lease</p> <p><i>Courtesy of Real Broker, LLC</i></p>	Condo/Townhouse/Apt.	4/3	1,938	2,278 sqft 2025	5/6/2026	\$2,695 mo. \$1/sq ft	6/5/2026 30 days
4	 <p>5302 Palo Duro Dr Pearland, TX 77584 MLS ID: 58853532 Pending / For Lease</p> <p><i>Courtesy of Forever Realty, LLC</i></p>	Single Family	3/3	2,082	10,271 sqft 2002	5/11/2026	\$2,350 mo. \$1/sq ft	6/5/2026 25 days
5	 <p>13410 Ravens Park Ln Pearland, TX 77584 MLS ID: 24467069 Pending / For Lease</p> <p><i>Courtesy of Keller Williams Realty Southwest</i></p>	Single Family	4/3	2,288	6,250 sqft 2014	5/21/2026	\$2,999 mo. \$1/sq ft	6/5/2026 15 days
6	 <p>9717 Cottage St Pearland, TX 77584 MLS ID: 75382737 Pending / For Lease</p> <p><i>Courtesy of eXp Realty LLC</i></p>	Single Family	4/2	1,955	5,998 sqft 2001	5/25/2026	\$2,300 mo. \$1/sq ft	6/4/2026 10 days
7	 <p>13110 Rippling Creek Ln Pearland, TX 77584 MLS ID: 16159491 Pending / For Lease</p> <p><i>Courtesy of Foundations Realty</i></p>	Single Family	3/2	1,856	6,390 sqft 2005	5/15/2026	\$2,375 mo. \$1/sq ft	6/3/2026 19 days
8	 <p>2311 Echo Harbor Dr Pearland, TX 77584 MLS ID: 68049886 Pending / For Lease</p> <p><i>Courtesy of REALM Real Estate Professionals - Sugar Land</i></p>	Single Family	4/4	3,330	9,544 sqft 2004	4/11/2026	\$3,100 mo. \$1/sq ft	6/2/2026 52 days
9	 <p>2309 Shadow Canyon Ct Pearland, TX 77584 MLS ID: 75670187 Pending / For Lease</p> <p><i>Courtesy of RE/MAX Pearland</i></p>	Single Family	3/2	2,059	8,590 sqft 2011	5/4/2026	\$2,300 mo. \$1/sq ft	6/2/2026 29 days
10	 <p>3918 Abbeywood Dr Pearland, TX 77584 MLS ID: 34263773 Pending / For Lease</p> <p><i>Courtesy of Keller Williams Realty Clear Lake / NASA</i></p>	Single Family	3/2	2,405	8,398 sqft 1995	5/29/2026	\$2,500 mo. \$1/sq ft	6/1/2026 3 days

Pearland, Texas

Closed

Source: Public Records and Listings



Legend

● Closed

Closed: 10 properties		Property Type	Beds / Baths	Living Area (sq ft)	Lot Size / Year Built	Closed Date / Days in RPR	Closed Price / \$ Per Sq Ft	List to Sold Price %
1	 <p>3347 Pebble Beach Ln Pearland, TX 77584 MLS ID: 36208280 ■ Closed / For Lease</p> <p><i>Courtesy of Next Door Realty LLC</i></p>	Single Family	3/2	1,944	6,973 sqft 1999	6/6/2026 243 days	- \$1/sq ft	-
2	 <p>2956 Waterloo Rd Pearland, TX 77581 MLS ID: 50278991 ■ Closed / For Lease</p> <p><i>Courtesy of Terry Burnaman</i></p>	Single Family	4/3	2,416	7,100 sqft 1990	6/4/2026 82 days	- \$1/sq ft	-
3	 <p>814 N Elder Grove Dr Pearland, TX 77584 MLS ID: 48607701 ■ Closed / For Lease</p> <p><i>Courtesy of 1 - Connect Realty</i></p>	Single Family	4/2	2,244	7,200 sqft 2001	6/3/2026 27 days	- \$1/sq ft	-
4	 <p>4635 Linden Pl Pearland, TX 77584 MLS ID: 11408151 ■ Closed / For Lease</p> <p><i>Courtesy of Progress Residential Property Management</i></p>	Single Family	4/3	2,374	6,973 sqft 1990	6/2/2026 42 days	- \$1/sq ft	-
5	 <p>4955 Sentry Woods Ln Pearland, TX 77584 MLS ID: 12164805 ■ Closed / For Lease</p> <p><i>Courtesy of Forever Realty, LLC</i></p>	Single Family	4/3	2,634	6,473 sqft 1997	6/2/2026 12 days	- \$1/sq ft	-

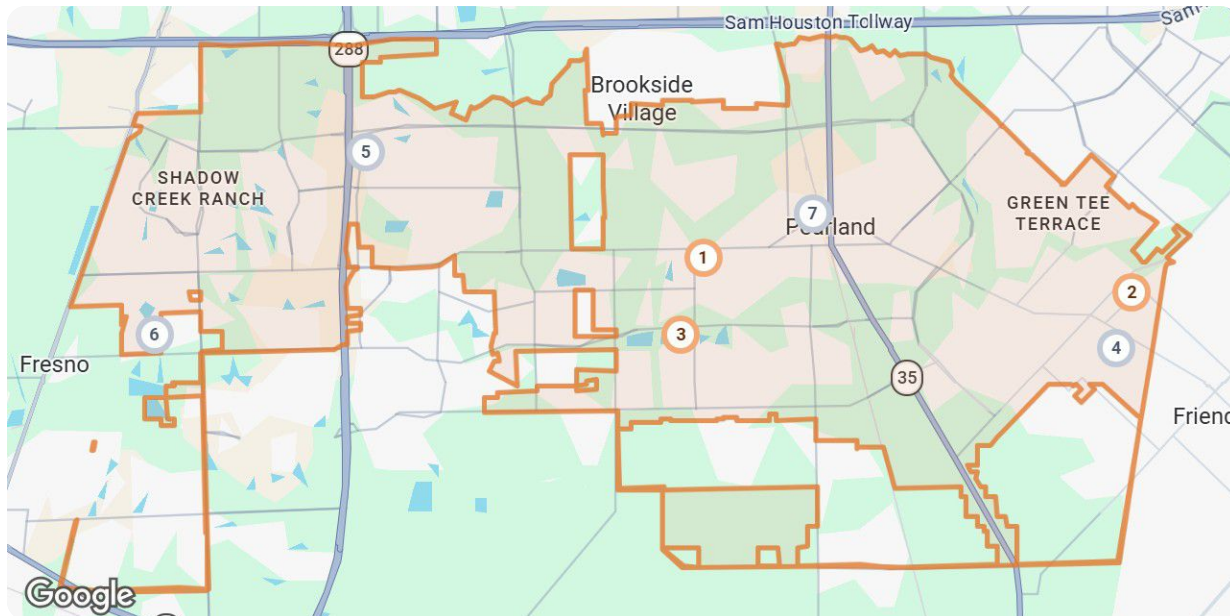


Pearland, Texas

Closed: 10 properties		Property Type	Beds / Baths	Living Area (sq ft)	Lot Size / Year Built	Closed Date / Days in RPR	Closed Price / \$ Per Sq Ft	List to Sold Price %
6	 <p>1122 Woodbridge Ave Pearland, TX 77584 MLS ID: 51468343 Closed / For Lease</p> <p><i>Courtesy of Texas Ally Real Estate Group, LLC</i></p>	Single Family	3/2	1,471	6,298 sqft / 1983	6/2/2026 / 13 days	- / \$1/sq ft	-
7	 <p>3118 Autumnjoy Dr Pearland, TX 77584 MLS ID: 93097361 Closed / For Lease</p> <p><i>Courtesy of Precious Realty & Mortgage</i></p>	Single Family	3/2	2,425	6,899 sqft / 2003	6/1/2026 / 12 days	- / \$1/sq ft	-
8	 <p>806 Country Place Blvd Pearland, TX 77584 MLS ID: 55151738 Closed / For Lease</p> <p><i>Courtesy of NB Elite Realty</i></p>	Single Family	3/2	1,952	6,686 sqft / 1987	6/1/2026 / 95 days	- / \$1/sq ft	-
9	 <p>4431 Duesenberg Dr Pearland, TX 77584 MLS ID: 74310882 Closed / For Lease</p> <p><i>Courtesy of Walzel Properties - Corporate Office</i></p>	Single Family	3/2	1,484	6,599 sqft / 1986	6/1/2026 / 10 days	- / \$1/sq ft	-
10	 <p>303 N Elder Grove Dr Pearland, TX 77584 MLS ID: 36483272 Closed / For Lease</p> <p><i>Courtesy of Priority One Real Estate</i></p>	Single Family	5/4	4,007	0.31 acres / 2000	6/1/2026 / 87 days	- / \$1/sq ft	-

Distressed

Source: Public Records and Listings



Pearland, Texas

Distressed: 6 properties		Property Type	Beds / Baths	Living Area (sq ft)	Lot Size / Year Built	List Date / Days in RPR	List Price / \$ Per Sq Ft	Distressed Date / Type
1	 <p>5938 Josephine St Pearland, TX 77584 Closed / Public Record</p>	Single Family	-/2	1,468	8,276 sqft 1974	- - days	- \$201/sq ft	4/8/2026 Sold Date: 4/8/2026
2	 <p>2419 Piney Woods Dr Pearland, TX 77581 Closed / Public Record</p>	Single Family	-/3	2,636	9,248 sqft 1996	- - days	- \$151/sq ft	3/26/2026 Sold Date: 3/10/2026
3	 <p>6201 Summit Dr Pearland, TX 77584 Closed / Public Record</p>	Single Family	-/4	2,805	9,683 sqft 2005	- - days	- \$132/sq ft	3/13/2026 Sold Date: 3/3/2026
4	 <p>1310 Ainsley Way Dr Pearland, TX 77581 Off Market / Public Record</p>	Single Family	-/3	2,575	5,001 sqft 2011	- - days	- \$134/sq ft	3/18/2026 Sold Date: 2/18/2025
5	 <p>3602 Hollow Ridge Ct Pearland, TX 77584 Off Market / Public Record</p>	Single Family	-/4	2,767	10,860 sqft 2018	- - days	- \$174/sq ft	4/16/2026 Notice of Lis Pendens
6	 <p>2246 Washington St Pearland, TX 77581 Off Market / Public Record</p>	Single Family	-/3	2,800	0.5 acres 1963	- - days	- \$155/sq ft	3/23/2026 Notice of Trustee Sale

About RPR

- RPR® is the nation's largest property database, exclusively for REALTORS®. It empowers REALTORS® to help buyers and sellers make informed decisions, backed by a real estate database covering more than 160 million residential and commercial properties in the United States.
- RPR is a wholly owned subsidiary of the National Association of REALTORS® and a member benefit to REALTORS®.
- RPR's data sources range from MLSs and county-level tax and assessment offices, to the U.S. Census and FEMA, to specialty data set providers such as Esri (consumer data), Niche (school information) and Precisely (geographic boundaries).

Learn More

For more information about RPR, please visit RPR's public website: <https://blog.narrpr.com>

