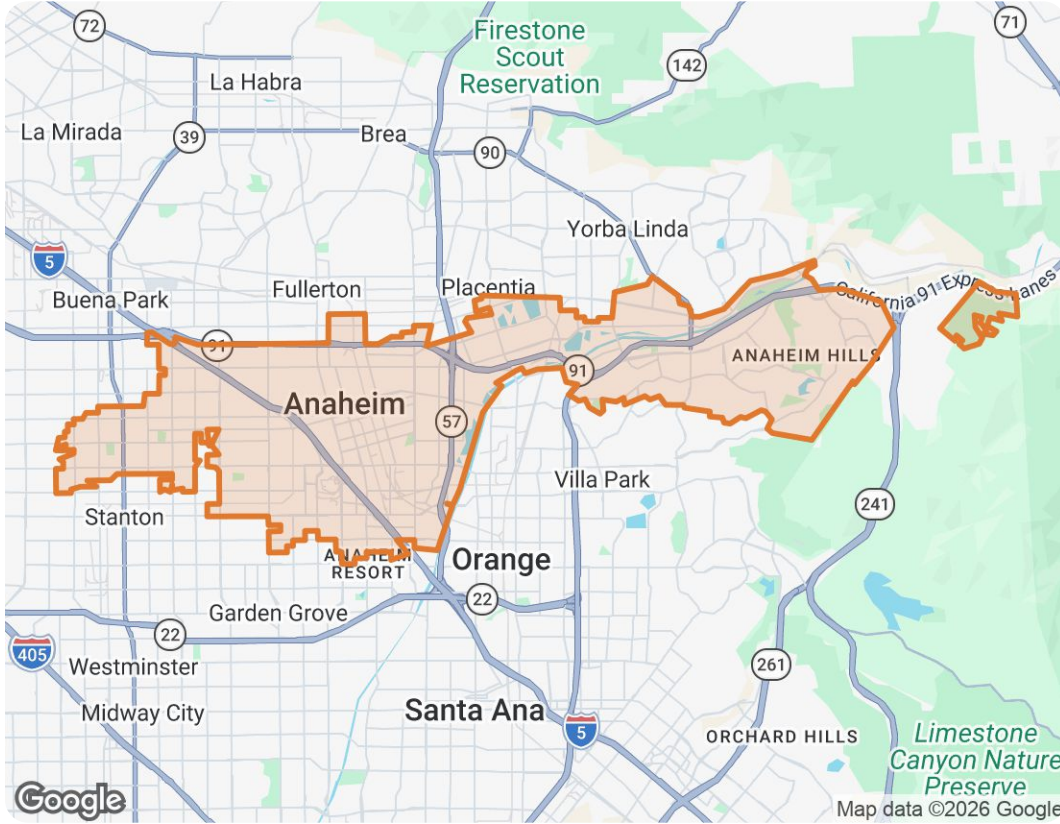


Anaheim, California



The biggest buyer rebates and lowest selling fees in real estate – without sacrificing full-service support, 7 days a week.

ShopProp Licensed CA, WA, HI, AZ, MI, TX, VA, CO

📞 Office (888) 821-0556

✉️ team@shopprop.com

🌐 www.shopprop.com



ShopProp Inc.



Market Trends

Market Trends for Anaheim, California

Single Family + Condo/Townhouse/Apt.

May 2026

Market Type

**Seller's
Market**

Balanced
Market

Buyer's
Market

Key Details

<p>Months of Inventory</p> <p>2.05</p> <p>↓ 1.44% MoM</p>	<p>Sold to List Price %</p> <p>101.7%</p> <p>↑ 0.23% MoM</p>	<p>Median Days in RPR</p> <p>11</p> <p>↑ 10% MoM</p>	<p>Median Sold Price</p> <p>\$963,120</p> <p>↑ 1.38% MoM</p>
--	---	---	---

May 2026 Median Estimated Property Value

Single Family + Condo/Townhouse/Apt.

This graphic displays property estimates for a market area and a subject property, where one has been selected. Estimated property values are generated by a valuation model and are not formal appraisals.

Source: Public records, and MLS sources where licensed

Update Frequency: Monthly

Median Estimated Value

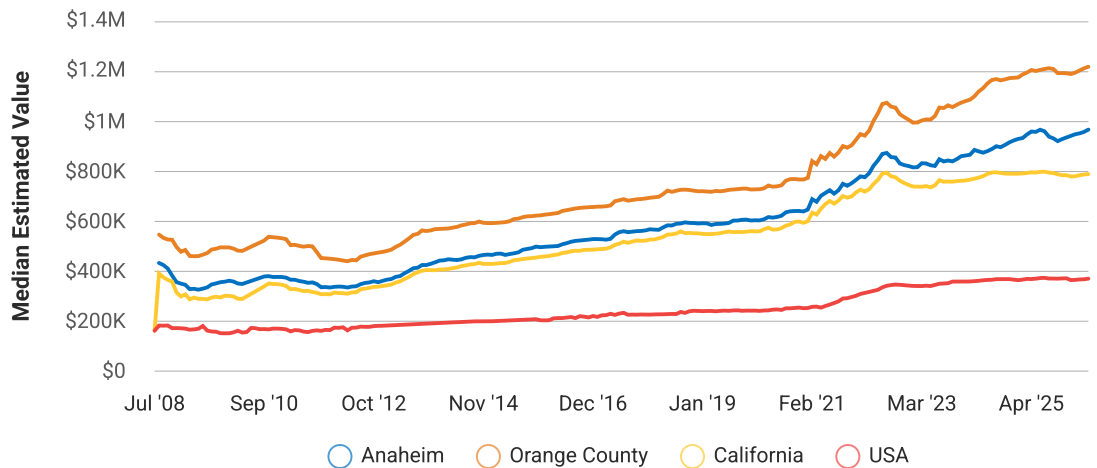
\$966,240

Last Month Change

+1%

12 Month Change

+1%



Anaheim, California

May 2026 Active Listings

Anaheim, California

Single Family + Condo/Townhouse/Apt.

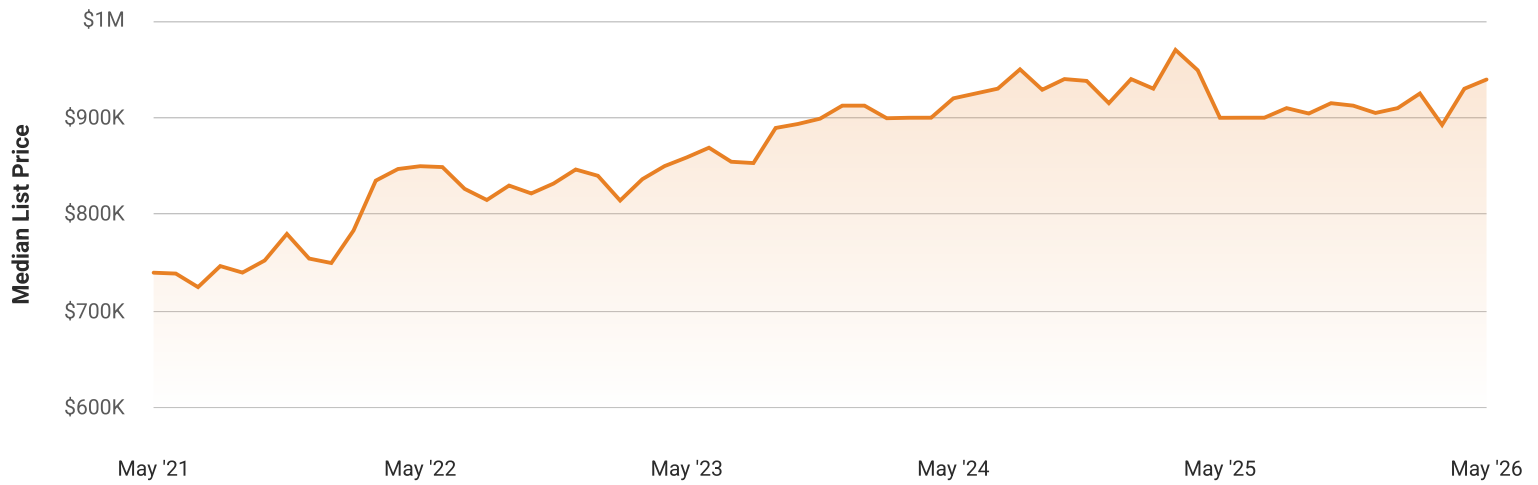
This graphic summarizes key statistics for properties that were in an active status on the last day of each month. RPR uses list date and a derived pending date to determine if the listing was active on the last day of the month. An end-of-month snapshot of active listings helps to understand inventory levels, price points and duration on the market.

Source: Listing sources

Update Frequency: Monthly

Median List Price - \$939,450

↑ 1% Month over Month



Anaheim, California

May 2026 Sold Listings

Anaheim, California

Single Family + Condo/Townhouse/Apt.

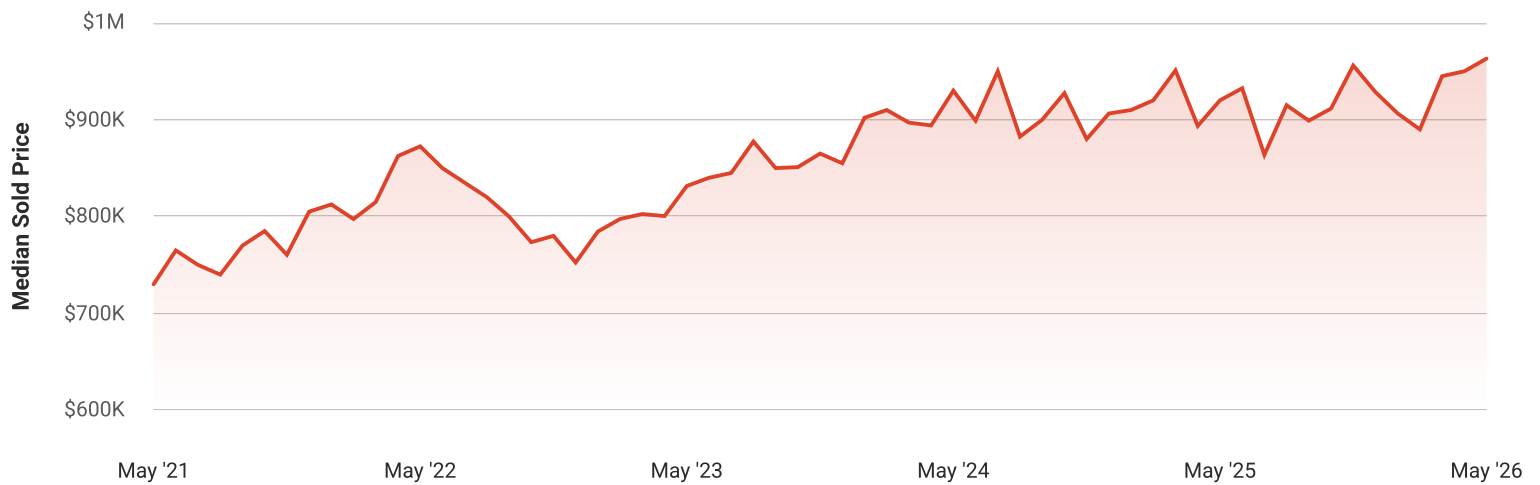
This graphic summarizes key statistics for properties that sold each month. RPR uses a derived sold date to determine when a property moved into a sold status within the given month. These statistics are important for understanding the price points on sold properties as well as the difference between the list price and sold price, which reveals whether buyers are paying over or under the asking price.

Source: Listing sources

Update Frequency: Monthly

Median Sold Price - \$963,120

↑ 1.4% Month over Month



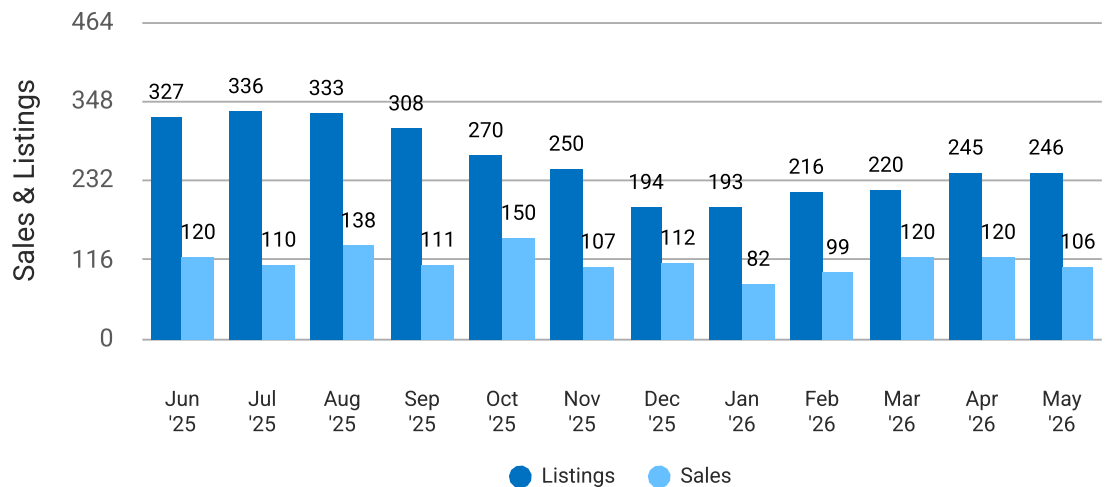
Total Sales and Active Listings in Anaheim, California

Single Family + Condo/Townhouse/Apt.

This graph compares the number of sales with the number of active listings in the local market.

Source: MLS data where licensed

Update Frequency: Monthly



Anaheim, California

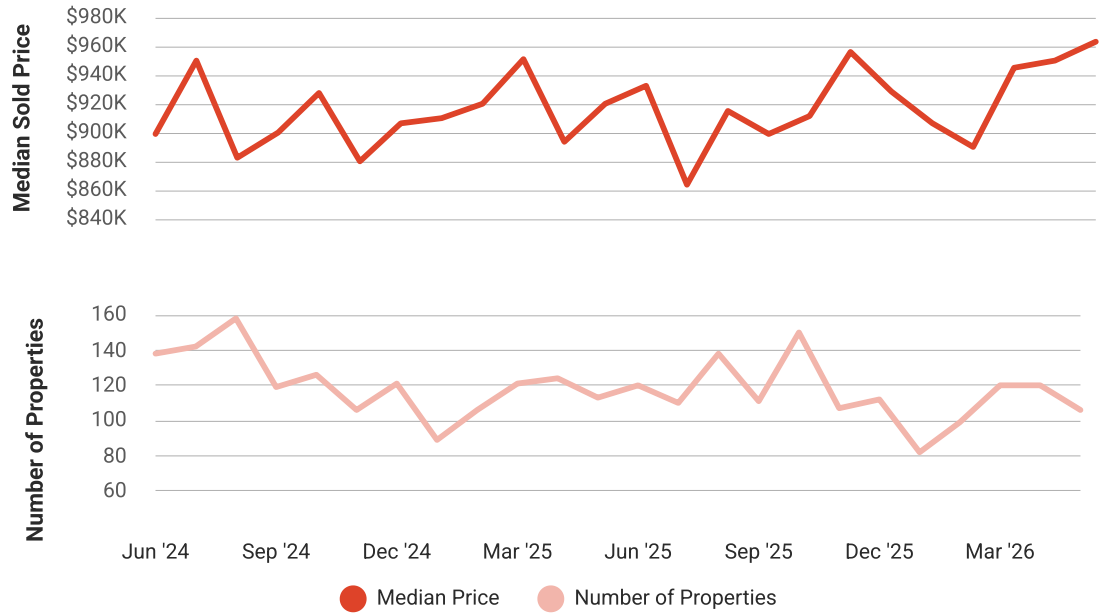
Median Sold Price vs Sold Listings in Anaheim, California

Single Family + Condo/Townhouse/Apt.

This chart compares the trend of median sold price and number of sold listings for the given location.

Source: Listing Data

Update Frequency: Monthly



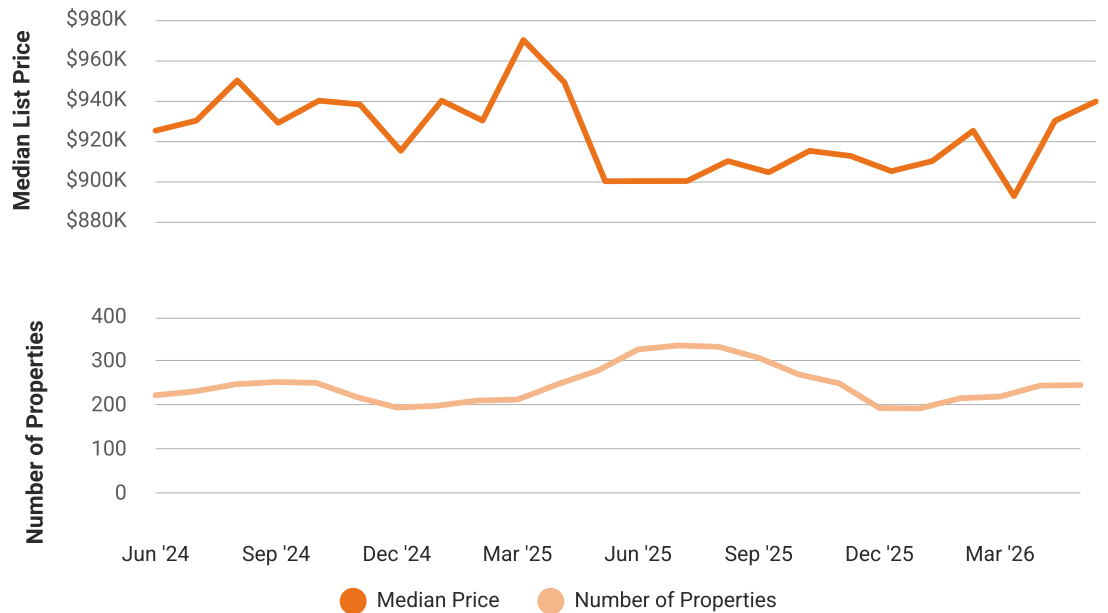
Median List Price vs Active Listings in Anaheim, California

Single Family + Condo/Townhouse/Apt.

This chart compares the trend of median list price and number of active properties for the given location.

Source: Listing Data

Update Frequency: Monthly



Market Snapshot

Value and Price Changes

	Current	Last Month	Last 3 Months	Last 12 Months	Last 24 Months	Last 36 Months
Median Est. Property Value Last Updated: 5/31/2026	\$966,240	\$957,000 +0.97%	\$947,670 +1.96%	\$957,140 +0.95%	\$874,080 +10.54%	\$823,900 +17.28%
Median Sold Price Last Updated: 5/31/2026	\$963,120	\$950,000 +1.38%	\$890,000 +8.22%	\$920,000 +4.69%	\$930,000 +3.56%	\$831,500 +15.83%
Median List Price Last Updated: 5/31/2026	\$939,450	\$929,900 +1.03%	\$925,000 +1.56%	\$899,900 +4.39%	\$920,000 +2.11%	\$859,000 +9.37%

About this Data: Because some brokerages may choose not to include their MLS listing content within the RPR platform, the analysis contained in this report may not have been created using all the available listing data within this geographical market. Median estimated property values are generated by a valuation model and are not formal appraisals. Valuations are based on public records and MLS data where licensed. The Metrics displayed here reflect **All Residential Single Family, Condo, Townhouse and Apartment properties** data.

Market Activity

Market Activity Filters

Sort Order: Date

Maximum Properties Per Change Type: 10

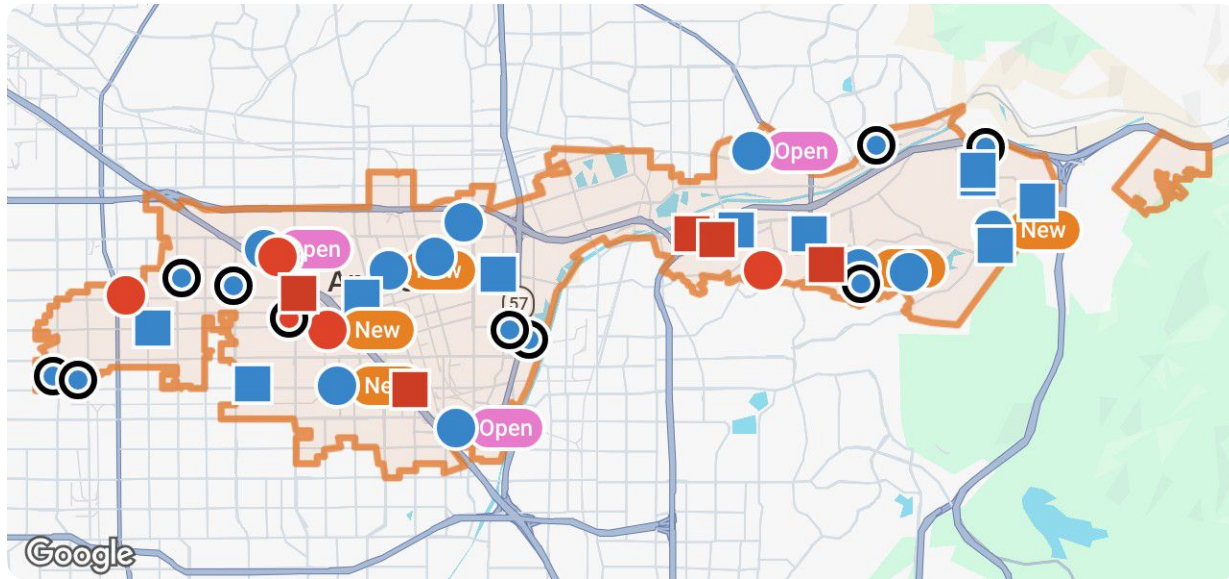
Change Types: New Listings, Pending, Closed, Distressed

Property Types: Single Family, Condo/Townhouse/Apt

Property Features: Sale Price: Any, Lease Price: Any, Beds: Any, Baths: Any, Living Area: Any, Lot Size (acre): Any, Year Built: Any

Summary

For Sale Activity in the Last 3 Months



Legend

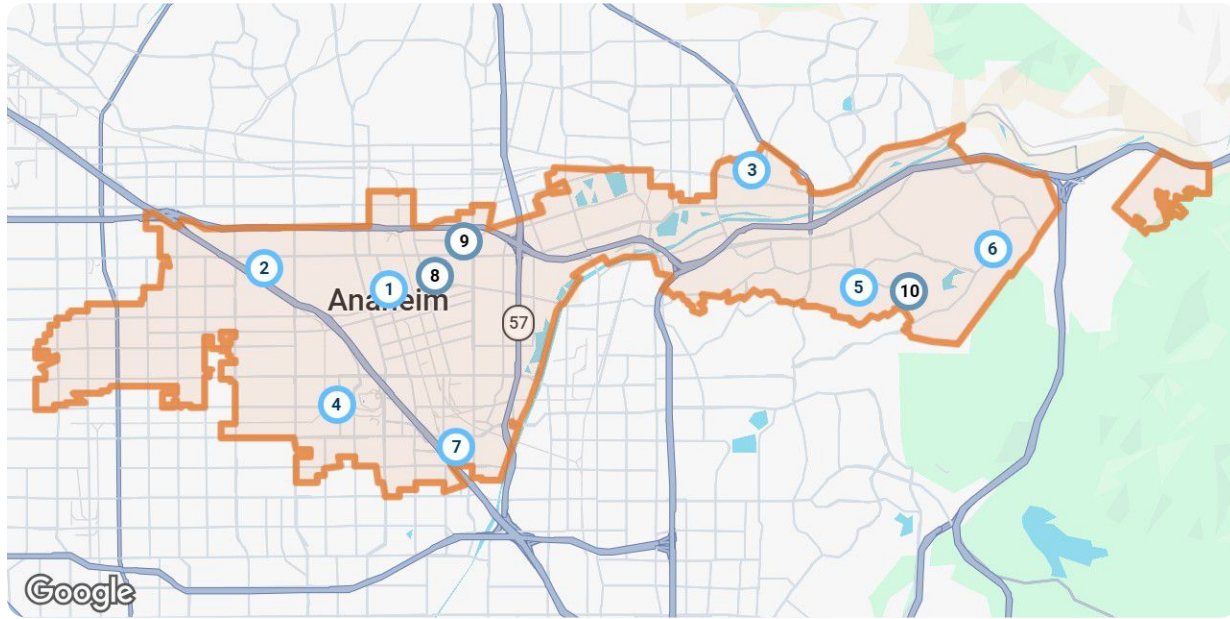
- For Sale
- For Sale Pending
- Distressed For Sale or Lease
- Distressed Pending
- Recently Closed
- Distressed

	New	Pending	Closed	Distressed
Number of Properties	10	10	10	10
Lowest Listing Price / Est.Value	\$775,000	\$395,000	\$600,000	\$403,950
Median Listing Price / Est.Value	\$857,495	\$914,500	\$1,060,000	\$1,070,075
Highest Listing Price / Est.Value	\$1,399,000	\$1,649,000	\$1,540,000	\$3,665,120
Average Price / sqft	\$583	\$587	\$586	\$540
Median Price / sqft	\$589	\$562	\$614	\$507
Average Days in RPR	1	30	18	62
Median Days in RPR	2	26	13	35
Total Volume	\$9,409,890	\$9,502,700	\$10,527,000	\$12,873,130
Source	Listings	Listings	Public Records & Listings	Public Records & Listings

Market Activity Breakdown





New

Source: Listings



Legend

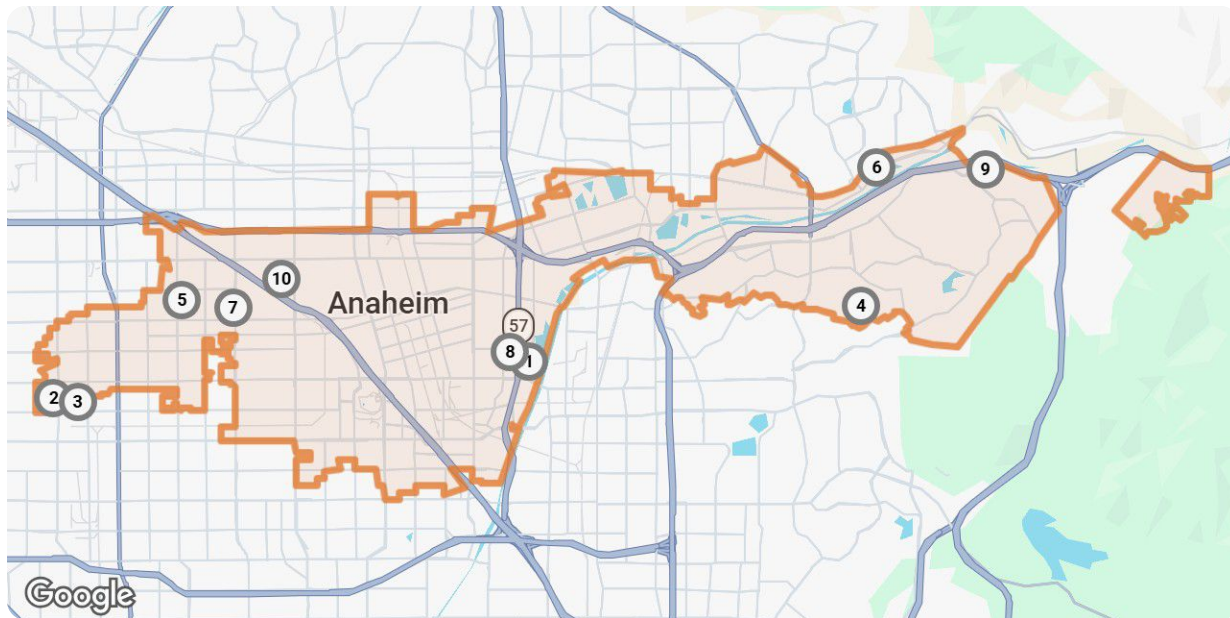
● Active For Sale

New: 10 properties		Property Type	Beds / Baths	Living Area (sq ft)	Lot Size	Year Built	List Date / Days in RPR	List Price / \$ Per Sq Ft
1	 <p>6098 E Silverspur Trl Anaheim, CA 92807 MLS ID: NDP2605155 ● Active / For Sale</p> <p><i>Listing Courtesy of CALIFORNIA REALTY</i></p>	Single Family	3/3	1,868	4,791 sqft	1980	6/13/2026 -5 days	\$1,159,000 \$620/sq ft
2	 <p>801 S Anaheim Blvd, Unit 107 Anaheim, CA 92805 MLS ID: 26844507 ● Active / For Sale</p> <p><i>Listing Courtesy of Dream Realty & Investments Inc</i></p>	Condo/Townhouse/Apt.	3/4	1,857	1.74 acres	2015	6/8/2026 - days	\$839,000 \$452/sq ft
3	 <p>9892 Chanticleer Rd Anaheim, CA 92804 MLS ID: PW26123984 ● Active / For Sale</p> <p><i>Listing Courtesy of KATHY CRUZ, BROKER</i></p>	Single Family	4/2	1,172	7,200 sqft	1954	6/8/2026 - days	\$865,000 \$738/sq ft
4	 <p>780 S Highland Ln Anaheim, CA 92807 MLS ID: PW26114050 ● Active / For Sale</p> <p><i>Listing Courtesy of KATNIK BROTHERS R.E. SERVICES</i></p>	Single Family	4/3	2,436	5,998 sqft	1984	6/8/2026 - days	\$1,399,000 \$574/sq ft
5	 <p>2771 W Pepper Tree Dr, Unit 11 Anaheim, CA 92801 MLS ID: SB26122782 ● Active / For Sale</p> <p><i>Listing Courtesy of REDFIN CORPORATION</i></p>	Condo/Townhouse/Apt.	3/3	1,565	0.93 acres	2024	6/8/2026 - days	\$839,000 \$536/sq ft

New: 10 properties		Property Type	Beds / Baths	Living Area (sq ft)	Lot Size	Year Built	List Date / Days in RPR	List Price / \$ Per Sq Ft
6	 <p>515 S Westford St Anaheim, CA 92807 MLS ID: PW26118288 ● Active / For Sale</p> <p><i>Listing Courtesy of FIRST TEAM REAL ESTATE</i></p>	Single Family	3/3	2,023	2,639 sqft	1981	6/8/2026 - days	\$950,000 \$470/sq ft
7	 <p>2410 E Agave St, #9 Anaheim, CA 92806 MLS ID: SW26123791 ● Active / For Sale</p> <p><i>Listing Courtesy of PREMIER AGENT NETWORK</i></p>	Condo/Townhouse/Apt.	3/4	1,810	-	2025	6/6/2026 2 days	\$949,000 \$524/sq ft
8	 <p>1700 W Cerritos Ave, Unit 273 Anaheim, CA 92804 MLS ID: PW26106640 ● Active / For Sale</p> <p><i>Listing Courtesy of GSPRE</i></p>	Condo/Townhouse/Apt.	3/3	1,236	3.05 acres	1981	6/6/2026 2 days	\$775,000 \$627/sq ft
9	 <p>7824 E Horizon View Dr Anaheim, CA 92808 MLS ID: PW26123499 ● Active / For Sale</p> <p><i>Listing Courtesy of SEVEN GABLES REAL ESTATE</i></p>	Condo/Townhouse/Apt.	2/2	1,299	0.95 acres	1994	6/6/2026 2 days	\$784,900 \$604/sq ft
10	 <p>8313 E Arrowhead Way Anaheim, CA 92808 MLS ID: OC26121979 ● Active / For Sale</p> <p><i>Listing Courtesy of OPTIMUM FIRST, INC.</i></p>	Condo/Townhouse/Apt.	3/3	1,250	1.32 acres	1999	6/5/2026 3 days	\$849,990 \$680/sq ft

Pending











Source: Listings



Legend

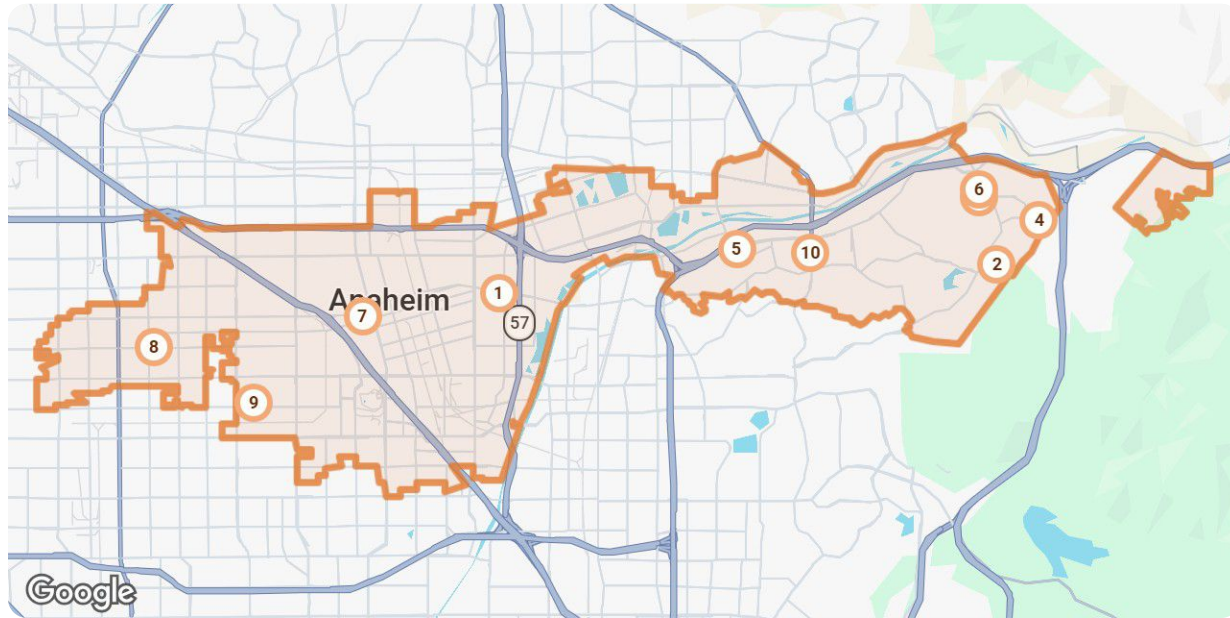
● Pending



Pending: 10 properties		Property Type	Beds / Baths	Living Area (sq ft)	Lot Size / Year Built	List Date	List Price / \$ Per Sq Ft	Pending Date / Days in RPR
1	 <p>165 S Connie Cir Anaheim, CA 92806 MLS ID: PW26102080 Pending / For Sale</p> <p><i>Listing Courtesy of HOMESMART, EVERGREEN REALTY</i></p>	Single Family	4/3	1,856	5,702 sqft 1971	5/21/2026	\$1,149,900 \$620/sq ft	6/7/2026 17 days
2	 <p>781 S Goldfinch Way Anaheim, CA 92807 MLS ID: PW26091411 Pending / For Sale</p> <p><i>Listing Courtesy of COLDWELL BANKER REALTY</i></p>	Single Family	5/3	3,043	0.46 acres 1979	4/30/2026	\$1,649,000 \$542/sq ft	6/7/2026 38 days
3	 <p>2200 E Blanchard Ave Anaheim, CA 92806 MLS ID: OC26104255 Pending / For Sale</p> <p><i>Listing Courtesy of KELLER WILLIAMS REALTY</i></p>	Single Family	3/2	1,822	6,006 sqft 1953	5/13/2026	\$899,000 \$493/sq ft	6/5/2026 23 days
4	 <p>740 N Topeka St Anaheim, CA 92805 MLS ID: 260011923 Pending / For Sale</p> <p><i>Listing Courtesy of Kam Financial Realty</i></p>	Single Family	3/2	1,199	- 1954	4/16/2026	\$930,000 \$776/sq ft	6/4/2026 49 days
5	 <p>574 S Kroeger St Anaheim, CA 92805 MLS ID: OC26100947 Pending / For Sale</p> <p><i>Listing Courtesy of REGENCY REAL ESTATE BROKERS</i></p>	Condo/Townhouse/Apt.	3/3	1,662	- 2014	5/8/2026	\$895,000 \$539/sq ft	6/3/2026 26 days
6	 <p>2789 E Oshkosh Ave Anaheim, CA 92806 MLS ID: SW26114639 Pending / For Sale</p> <p><i>Listing Courtesy of EXP REALTY OF SOUTHERN CALIFORNIA, INC.</i></p>	Single Family	3/2	1,954	8,241 sqft 1962	6/3/2026	\$1,199,900 \$614/sq ft	6/3/2026 - days
7	 <p>1311 W Cerritos Ave, Unit 89 Anaheim, CA 92802 MLS ID: OC26113152 Pending / For Sale</p> <p><i>Listing Courtesy of FIRST TEAM REAL ESTATE</i></p>	Condo/Townhouse/Apt.	3/3	1,446	8.19 acres 1978	5/25/2026	\$725,000 \$501/sq ft	6/2/2026 8 days
8	 <p>278 N Wilshire Ave, #128 Anaheim, CA 92801 MLS ID: SR26115483 Pending / For Sale</p> <p><i>Listing Courtesy of EQUITY UNION</i></p>	Condo/Townhouse/Apt.	1/1	682	3.58 acres 1973	5/27/2026	\$395,000 \$579/sq ft	6/2/2026 6 days
9	 <p>101 S Beth Cir Anaheim, CA 92806 MLS ID: DW26087462 Pending / For Sale</p> <p><i>Listing Courtesy of AKIREMANON INC.</i></p>	Single Family	3/3	1,665	5,336 sqft 1972	4/22/2026	\$1,099,900 \$661/sq ft	6/1/2026 40 days
10	 <p>3525 W Greentree Cir, #124 Anaheim, CA 92804 MLS ID: DW26066231 Pending / For Sale</p> <p><i>Listing Courtesy of SOCAL 5 REAL ESTATE</i></p>	Condo/Townhouse/Apt.	2/2	1,026	4.91 acres 1987	3/26/2026	\$560,000 \$546/sq ft	6/1/2026 67 days

Closed

Source: Public Records and Listings



Legend

● Closed

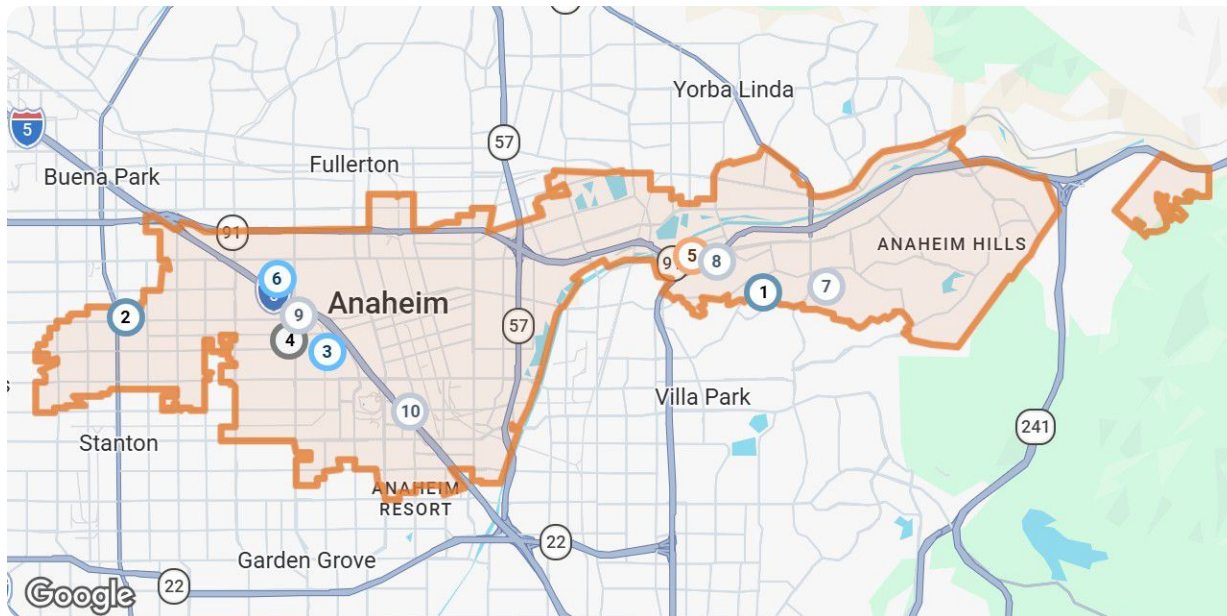
Closed: 10 properties		Property Type	Beds / Baths	Living Area (sq ft)	Lot Size / Year Built	Closed Date / Days in RPR	Closed Price / \$ Per Sq Ft	List to Sold Price %
1	 315 S Basil St Anaheim, CA 92808 MLS ID: NP26091196 Closed / For Sale <i>Courtesy of COMPASS</i>	Single Family	3/3	2,053	6,960 sqft 1985	6/5/2026 5 days	\$1,350,000 \$658/sq ft	↑ 3.93%
2	 1884 N Cornet Pl Anaheim, CA 92807 MLS ID: PW26092614 Closed / For Sale <i>Courtesy of COLDWELL BANKER REALTY</i>	Single Family	5/2	2,004	5,201 sqft 1970	6/5/2026 17 days	\$1,100,000 \$549/sq ft	-
3	 1964 W Glenoaks Ave, Apt D Anaheim, CA 92801 MLS ID: RS26054289 Closed / For Sale <i>Courtesy of ROBERT GEORGE BROKER</i>	Condo/Townhouse/Apt.	4/3	1,440	6.01 acres 1964	6/5/2026 60 days	\$650,000 \$451/sq ft	-
4	 6624 E Leafwood Dr Anaheim, CA 92807 MLS ID: IG26065527 Closed / For Sale <i>Courtesy of ELEVATE REAL ESTATE AGENCY</i>	Single Family	4/3	2,582	9,099 sqft 1978	6/5/2026 16 days	\$1,540,000 \$596/sq ft	↑ 2.67%
5	 2774 E Verde Ave Anaheim, CA 92806 MLS ID: PW26103969 Closed / For Sale <i>Courtesy of INTEGRA PROPERTIES</i>	Single Family	3/2	1,615	7,204 sqft 1960	6/5/2026 7 days	\$1,020,000 \$632/sq ft	↑ 2.1%



Closed: 10 properties		Property Type	Beds / Baths	Living Area (sq ft)	Lot Size / Year Built	Closed Date / Days in RPR	Closed Price / \$ Per Sq Ft	List to Sold Price %
6	 <p>1705 E Vermont Ave Anaheim, CA 92805 MLS ID: CV26093227 Closed / For Sale</p> <p><i>Courtesy of DYNASTY REAL ESTATE</i></p>	Single Family	4/2	1,354	7,919 sqft 1959	6/5/2026 9 days	\$990,000 \$731/sq ft	↑ 2.06%
7	 <p>1021 N Windsor St Anaheim, CA 92805 MLS ID: OC26082936 Closed / For Sale</p> <p><i>Courtesy of ONE STOP REALTY AND FINANCIAL</i></p>	Single Family	4/3	2,762	6,760 sqft 1977	6/5/2026 27 days	\$1,150,000 \$416/sq ft	↑ 0.09%
8	 <p>122 N Carousel St Anaheim, CA 92806 MLS ID: PW26090867 Closed / For Sale</p> <p><i>Courtesy of BHHS CA PROPERTIES</i></p>	Single Family	4/3	1,650	7,200 sqft 1962	6/4/2026 7 days	\$1,164,000 \$705/sq ft	↑ 1.23%
9	 <p>1955 W Greenleaf Ave Anaheim, CA 92801 MLS ID: AR26077243 Closed / For Sale</p> <p><i>Courtesy of E 2000 REALTY</i></p>	Condo/Townhouse/Apt.	3/3	1,440	6.01 acres 1964	6/4/2026 26 days	\$600,000 \$417/sq ft	↑ 0.2%
10	 <p>935 S Nutwood St Anaheim, CA 92804 MLS ID: PW26098835 Closed / For Sale</p> <p><i>Courtesy of FRONTIER REALTY INC</i></p>	Single Family	4/2	1,375	5,998 sqft 1955	6/4/2026 4 days	\$963,000 \$700/sq ft	↑ 8.45%

Distressed











Source: Public Records and Listings



Legend

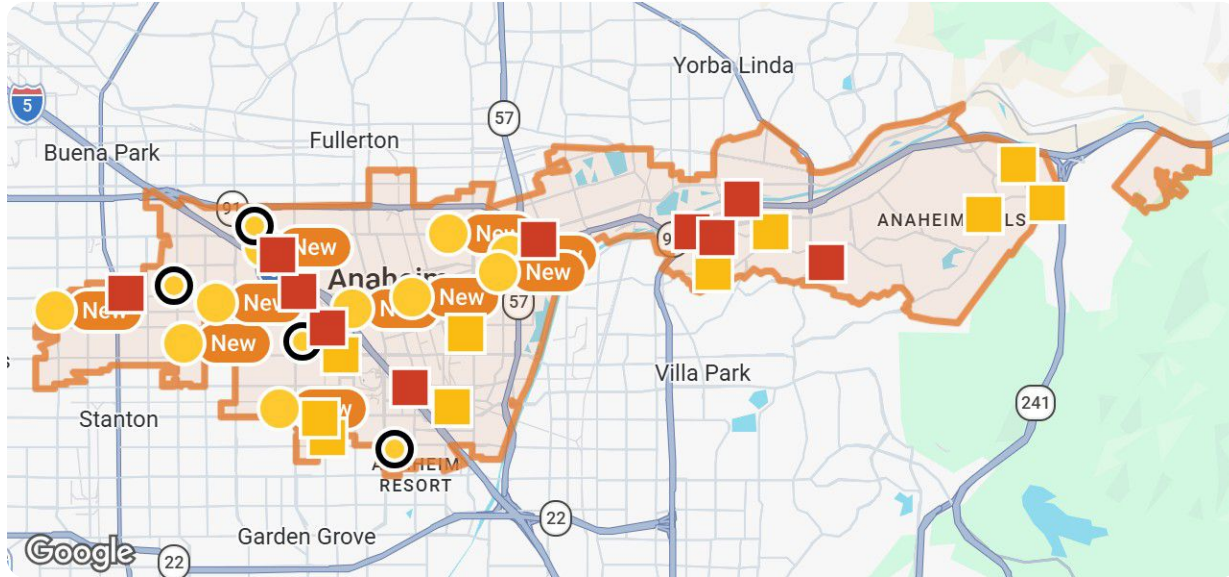
- Active For Sale
- Active Under Contract
- Closed
- Off Market, Hold, Withdrawn, Expired, or Canceled



Distressed: 10 properties		Property Type	Beds / Baths	Living Area (sq ft)	Lot Size / Year Built	List Date / Days in RPR	List Price / \$ Per Sq Ft	Distressed Date / Type
1	 <p>11822 Moen St Anaheim, CA 92804 MLS ID: OC26087389 ● Active / For Sale</p> <p><i>Listing Courtesy of HPT REALTY</i></p>	Single Family	6/4	1,963	7,200 sqft 1955	5/21/2026 18 days	\$1,099,000 \$560/sq ft	5/14/2026 Notice of Default
2	 <p>656 S Andover Dr Anaheim, CA 92807 MLS ID: OC26063116 ● Active Under Contract / For Sale</p> <p><i>Listing Courtesy of BIG BLOCK PREMIER</i></p>	Single Family	5/4	2,954	8,258 sqft 1979	3/26/2026 74 days	\$1,499,000 \$507/sq ft	3/19/2026 Notice of Default
3	 <p>1439 W Kiama Pl Anaheim, CA 92802 MLS ID: PW26100295 ● Active / For Sale</p> <p><i>Listing Courtesy of FIRST RELIANCE REALTY</i></p>	Single Family	6/3	1,800	7,021 sqft 1955	5/12/2026 27 days	\$1,068,000 \$593/sq ft	4/28/2026 Notice of Default
4	 <p>639 S Scout Trl Anaheim, CA 92807 MLS ID: PW26096842 ● Active / For Sale</p> <p><i>Listing Courtesy of REAL BROKERAGE TECHNOLOGIES</i></p>	Single Family	3/2	2,299	10,402 sqft 1979	5/4/2026 35 days	\$1,650,000 \$718/sq ft	4/29/2026 Notice of Default
5	 <p>231 N Redrock St Anaheim, CA 92807 ● Closed / Public Record</p>	Single Family	5/2	2,123	7,260 sqft 1965	- - days	- \$535/sq ft	4/27/2026 Sold Date: 3/3/2026
6	 <p>1850 W Greenleaf Ave, Apt G Anaheim, CA 92801 MLS ID: AR25278002 ● Active / For Sale</p> <p><i>Listing Courtesy of COMPASS</i></p>	Condo/Townhouse/Apt.	2/1	830	0.48 acres 1964	1/5/2026 154 days	\$403,950 \$487/sq ft	3/30/2026 Short Sale
7	 <p>4501 E Cerro Vista Dr Anaheim, CA 92807 ● Off Market / Public Record</p>	Single Family	-/-	-	1.07 acres -	- - days	- -/sq ft	4/15/2026 Notice of Rescission
8	 <p>1655 W Lincoln Ave, Unit 102 Anaheim, CA 92801 ● Off Market / Public Record</p>	Condo/Townhouse/Apt.	3/3	1,883	- 2023	- - days	- \$452/sq ft	4/23/2026 Notice of Default
9	 <p>4867 E Maychelle Dr Anaheim, CA 92807 ● Off Market / Public Record</p>	Single Family	3/3	1,749	6,000 sqft 1973	- - days	- \$613/sq ft	4/17/2026 Notice of Default
10	 <p>2825 E Jackson Ave, Unit C Anaheim, CA 92806 ● Off Market / Public Record</p>	Condo/Townhouse/Apt.	3/3	1,266	- 1971	- - days	- \$482/sq ft	4/28/2026 Notice of Foreclosure Sale

Summary

For Lease Activity in the Last 3 Months



Legend

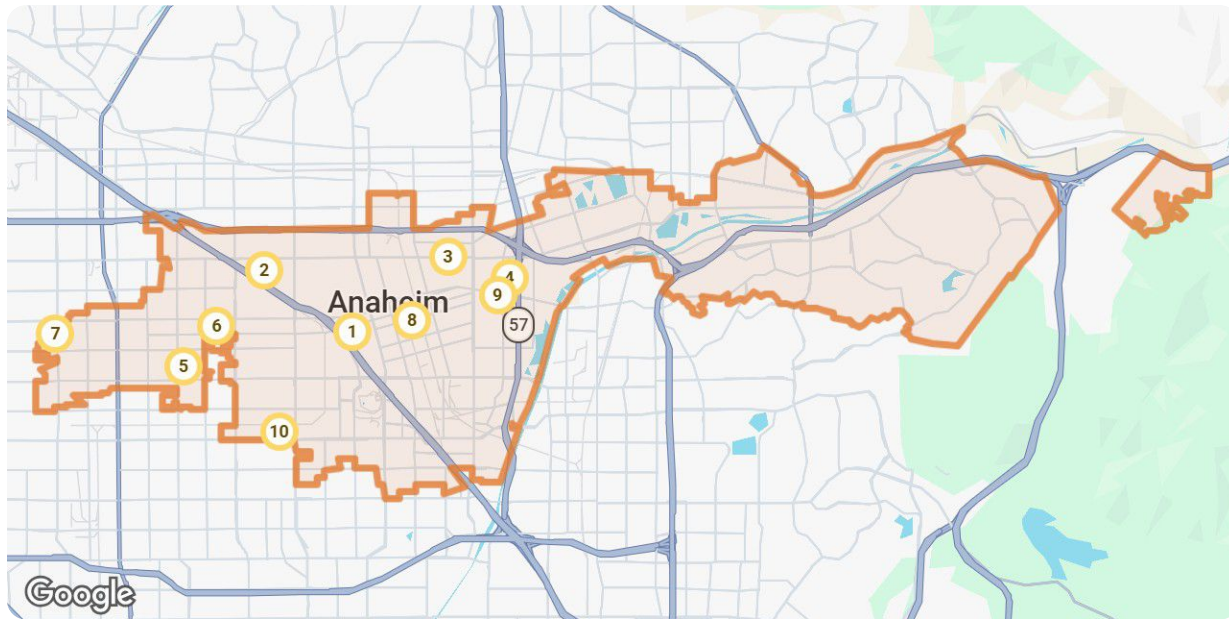
- For Lease
- For Lease Pending
- For Sale / Lease
- Distressed
- Recently Leased

	New	Pending	Closed	Distressed
Number of Properties	10	3	10	10
Lowest Listing Price / Est.Value	\$2,295	\$3,300	\$1,750	\$400,530
Median Listing Price / Est.Value	\$4,870	\$3,350	\$3,925	\$1,058,420
Highest Listing Price / Est.Value	\$555,000	\$4,500	\$12,790	\$3,665,120
Average Price / sqft	\$71	\$3	\$4	\$595
Median Price / sqft	\$3	\$3	\$3	\$514
Average Days in RPR	3	15	26	-
Median Days in RPR	2	13	21	-
Total Volume	\$588,765	\$11,150	\$46,035	\$12,504,620
Source	Listings	Listings	Public Records & Listings	Public Records & Listings

Market Activity Breakdown

New

Source: Listings



Legend

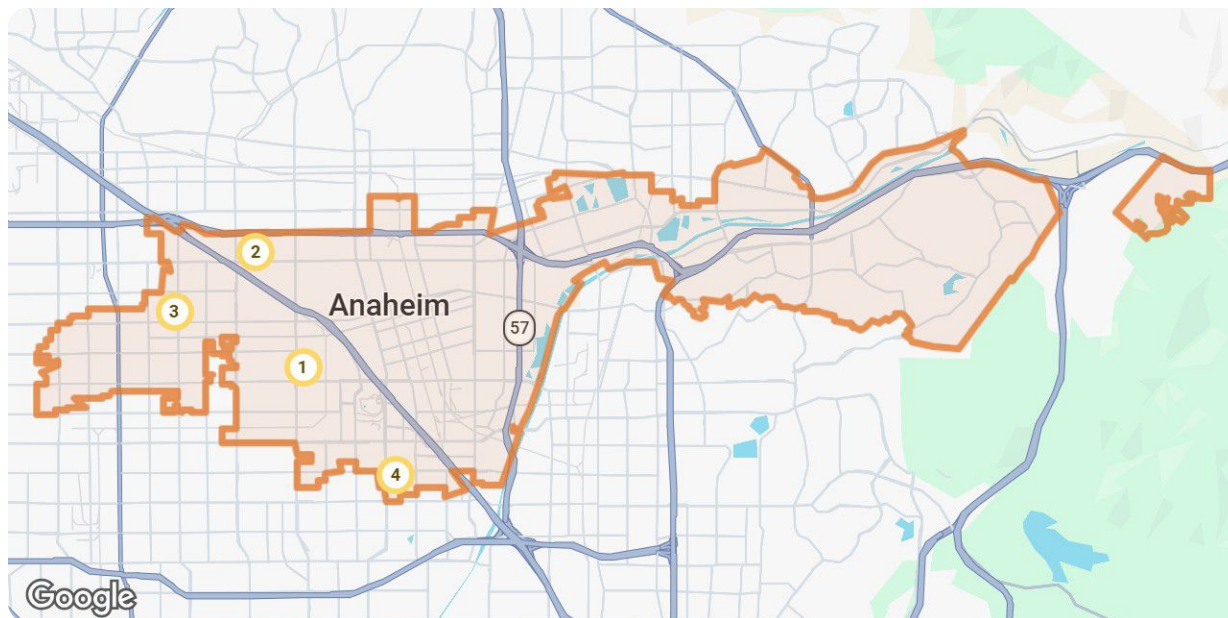
- Active For Sale
- Active For Lease

New: 10 properties		Property Type	Beds / Baths	Living Area (sq ft)	Lot Size	Year Built	List Date / Days in RPR	List Price / \$ Per Sq Ft
1	 <p>2512 W Fulcrum Pl Anaheim, CA 92804 MLS ID: IG26112250 ● Active / For Lease <i>Courtesy of REAL BROKERAGE TECHNOLOGIES</i></p>	Single Family	4/2	1,706	5,244 sqft	1969	6/7/2026 1 day	\$4,870 mo. \$3/sq ft
2	 <p>1868 S Westside Dr, Unit 28 Anaheim, CA 92805 MLS ID: IV26124032 ● Active / For Lease <i>Courtesy of ACREAGE REAL ESTATE</i></p>	Condo/Townhouse/Apt.	4/4	2,373	4.77 acres	2021	6/7/2026 1 day	\$5,500 mo. \$2/sq ft
3	 <p>909 S Echo Pl Anaheim, CA 92804 MLS ID: OC26122022 ● Active / For Lease <i>Courtesy of REAL ESTATE EBROKER INC</i></p>	Single Family	3/2	1,669	10,284 sqft	1959	6/6/2026 2 days	\$5,200 mo. \$3/sq ft
4	 <p>1801 E Katella Ave, Apt 3084 Anaheim, CA 92805 MLS ID: OC26123675 ● Active / For Lease <i>Courtesy of TOGETHER REALTY</i></p>	Condo/Townhouse/Apt.	2/2	1,082	-	2005	6/6/2026 2 days	\$3,000 mo. \$3/sq ft
5	 <p>6508 E Marengo Dr Anaheim, CA 92807 MLS ID: PW26123584 ● Active / For Lease <i>Courtesy of SPECTRUM REALTY</i></p>	Single Family	4/3	2,166	6,716 sqft	1977	6/6/2026 2 days	\$5,700 – \$6,000 mo. \$3/sq ft

New: 10 properties		Property Type	Beds / Baths	Living Area (sq ft)	Lot Size	Year Built	List Date / Days in RPR	List Price / \$ Per Sq Ft
6	 <p>470 S Ranch View Cir, #15 Anaheim, CA 92807 MLS ID: OC26123542 ● Active / For Lease</p> <p><i>Courtesy of ORANGE COUNTY PROPERTY MGMT.</i></p>	Condo/Townhouse/Apt.	1/1	765	-	1974	6/6/2026 2 days	\$2,295 mo. \$3/sq ft
7	 <p>873 S Chantilly St Anaheim, CA 92806 MLS ID: PW26123289 ● Active / For Lease</p> <p><i>Courtesy of EXP REALTY OF CALIFORNIA INC</i></p>	Single Family	4/3	2,069	7,204 sqft	1962	6/5/2026 3 days	\$4,950 mo. \$2/sq ft
8	 <p>1765 W Glenoaks Ave Anaheim, CA 92801 MLS ID: PW26121977 ● Active / For Sale and For Lease</p> <p><i>Listing Courtesy of BHHS CA PROPERTIES</i></p>	Single Family	2/1	900	1,864 sqft	1964	6/4/2026 4 days	\$555,000 \$617/sq ft
9	 <p>1817 E Morava Ave Anaheim, CA 92805 MLS ID: OC26112846 ● Active / For Lease</p> <p><i>Courtesy of ENCLAVE PROPERTY MANAGEMENT</i></p>	Single Family	3/2	1,616	5,998 sqft	1955	6/4/2026 4 days	\$4,350 mo. \$3/sq ft
10	 <p>465 E Afton Ln Anaheim, CA 92805 MLS ID: OC26119836 ● Active / For Lease</p> <p><i>Courtesy of COLDWELL BANKER PLATINUM PROP</i></p>	Single Family	3/3	1,454	2,779 sqft	1998	6/3/2026 5 days	\$3,600 mo. \$2/sq ft

Pending

Source: Listings



Legend

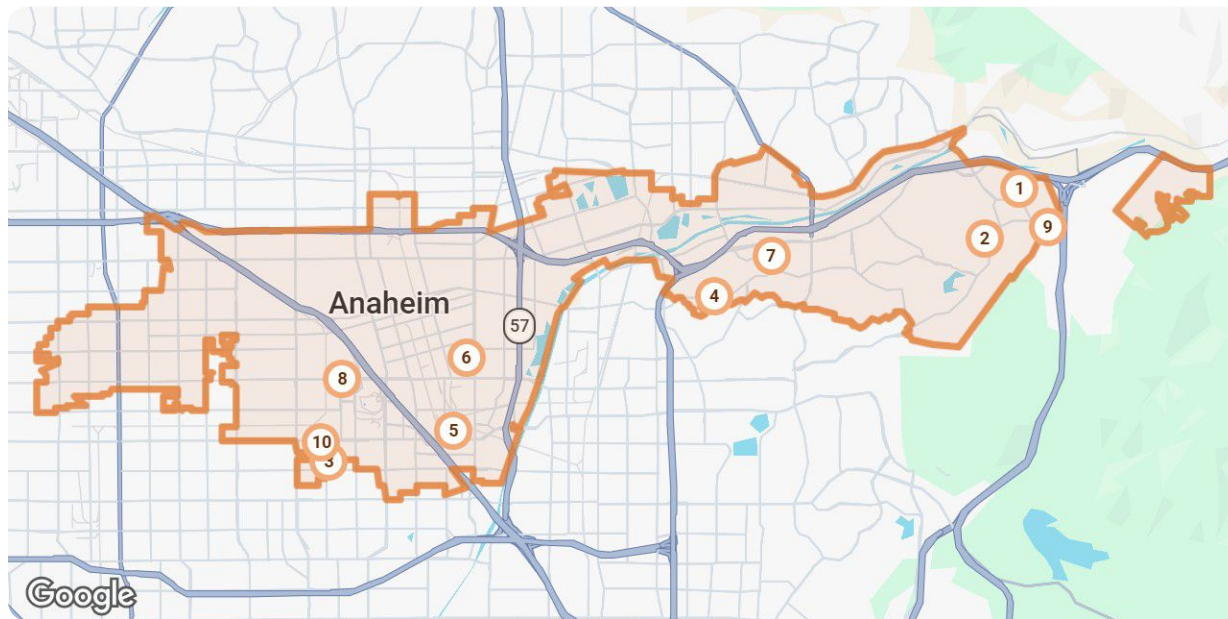
● Active For Lease



Pending: 3 properties		Property Type	Beds / Baths	Living Area (sq ft)	Lot Size / Year Built	List Date	List Price / \$ Per Sq Ft	Pending Date / Days in RPR
	 7847 E Menton Ave Anaheim, CA 92808 MLS ID: PW26107240 Pending / For Lease <i>Courtesy of T.N.G. REAL ESTATE CONSULTANTS</i>	Condo/Townhouse/Apt.	2/2	1,000	1,498 sqft / 1996	5/16/2026	\$3,300 mo. / \$3/sq ft	6/3/2026 / 18 days
	 506 S Melrose St Anaheim, CA 92805 MLS ID: PW26109852 Pending / For Lease <i>Courtesy of REAL BROKER</i>	Condo/Townhouse/Apt.	2/2	1,204	- / 2013	5/20/2026	\$3,350 mo. / \$3/sq ft	6/2/2026 / 13 days
	 2420 E Lincoln Ave, Unit 3 Anaheim, CA 92806 MLS ID: OC26107938 Pending / For Lease <i>Courtesy of COLDWELL BANKER ENVISION</i>	Condo/Townhouse/Apt.	4/4	1,827	- / 2025	5/18/2026	\$4,500 mo. / \$2/sq ft	5/31/2026 / 13 days





Closed









Source: Public Records and Listings



Legend

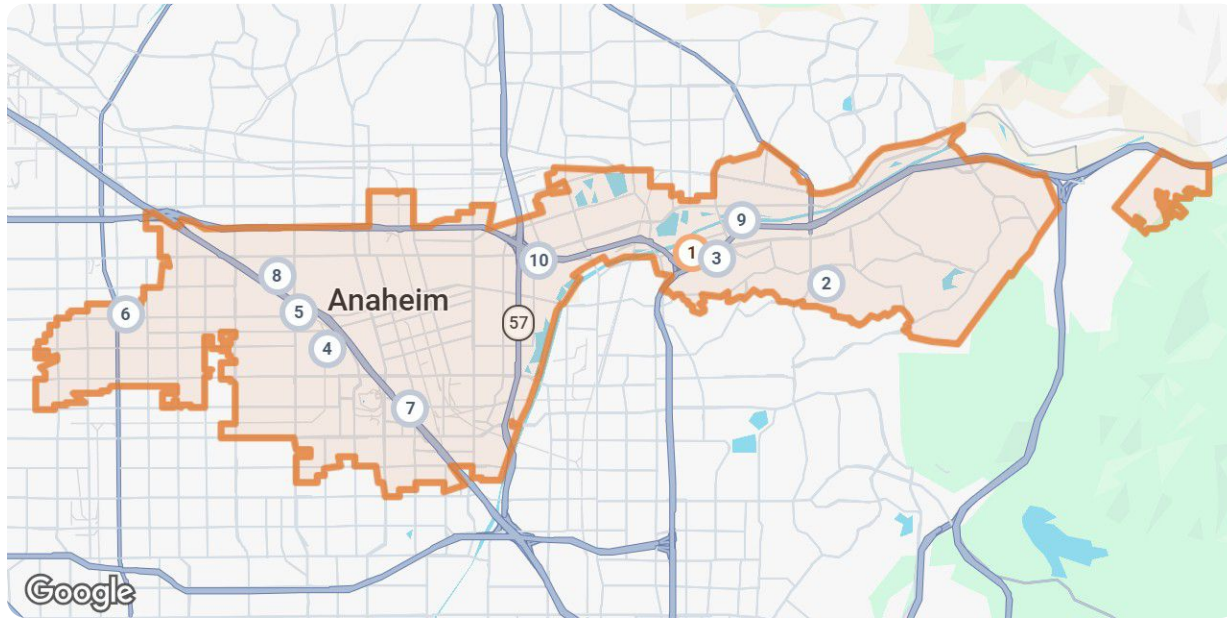
 Closed

Closed: 10 properties		Property Type	Beds / Baths	Living Area (sq ft)	Lot Size / Year Built	Closed Date / Days in RPR	Closed Price / \$ Per Sq Ft	List to Sold Price %
	 275 S Owens Dr Anaheim, CA 92808 MLS ID: OC26101845 Closed / For Lease <i>Courtesy of PACIFIC STERLING PROPERTIES</i>	Single Family	4/5	3,902	0.48 acres / 1980	6/6/2026 / 26 days	- / \$3/sq ft	-
	 406 S Illinois St Anaheim, CA 92805 MLS ID: PW26112423 Closed / For Lease <i>Courtesy of SEVEN GABLES REAL ESTATE</i>	Single Family	2/1	1,052	5,536 sqft / 1923	6/5/2026 / 6 days	- / \$4/sq ft	-

Closed: 10 properties		Property Type	Beds / Baths	Living Area (sq ft)	Lot Size / Year Built	Closed Date / Days in RPR	Closed Price / \$ Per Sq Ft	List to Sold Price %
3	 <p>977 E Mason Ln, Unit 116 Anaheim, CA 92805 MLS ID: IV26076848 ■ Closed / For Lease</p> <p><i>Courtesy of ACREAGE REAL ESTATE</i></p>	Condo/Townhouse/Apt.	3/3	1,967	7.32 acres 2020	6/5/2026 50 days	- \$2/sq ft	-
4	 <p>987 E Mason Ln, Unit 129 Anaheim, CA 92805 MLS ID: NP26093492 ■ Closed / For Lease</p> <p><i>Courtesy of SERHANT CALIFORNIA, INC</i></p>	Condo/Townhouse/Apt.	3/3	1,967	- 2019	6/5/2026 21 days	- \$2/sq ft	-
5	 <p>554 S Lemon St Anaheim, CA 92805 MLS ID: OC26078973 ■ Closed / For Lease</p> <p><i>Courtesy of 24 HOUR PROPERTY MANAGEMENT</i></p>	Condo/Townhouse/Apt.	2/1	400	400 sqft 1926	6/4/2026 51 days	- \$4/sq ft	-
6	 <p>7914 E Monte Carlo Ave Anaheim, CA 92808 MLS ID: PW26111605 ■ Closed / For Lease</p> <p><i>Courtesy of KELLER WILLIAMS REALTY</i></p>	Condo/Townhouse/Apt.	2/2	1,006	1 acre 1995	6/4/2026 7 days	- \$3/sq ft	-
7	 <p>710 E Valencia St Anaheim, CA 92805 MLS ID: OC26067952 ■ Closed / For Lease</p> <p><i>Courtesy of CONNECTION REAL ESTATE INC.</i></p>	Condo/Townhouse/Apt.	3/4	2,031	0.58 acres 2009	6/3/2026 65 days	- \$2/sq ft	-
8	 <p>1030 S Rimwood Dr Anaheim, CA 92807 MLS ID: PW26087037 ■ Closed / For Lease</p> <p><i>Courtesy of KELLER WILLIAMS REALTY</i></p>	Single Family	3/3	2,196	6,359 sqft 1977	6/2/2026 21 days	- \$2/sq ft	-
9	 <p>460 N Santa Maria St Anaheim, CA 92801 MLS ID: PW26106887 ■ Closed / For Lease</p> <p><i>Courtesy of SEEDERS REAL ESTATE</i></p>	Condo/Townhouse/Apt.	3/3	1,765	2.14 acres 2006	6/2/2026 18 days	- \$2/sq ft	-
10	 <p>418 N Philadelphia St Anaheim, CA 92805 MLS ID: PW26083809 ■ Closed / For Lease</p> <p><i>Courtesy of PACIFIC STERLING REALTY</i></p>	Condo/Townhouse/Apt.	3/1	200	5,227 sqft 2026	6/1/2026 -2 days	- \$16/sq ft	-








Distressed

Source: Public Records and Listings






Legend

- Closed
- Off Market, Hold, Withdrawn, Expired, or Canceled

Distressed: 10 properties		Property Type	Beds / Baths	Living Area (sq ft)	Lot Size / Year Built	List Date / Days in RPR	List Price / \$ Per Sq Ft	Distressed Date / Type
1	 <p>231 N Redrock St Anaheim, CA 92807 ■ Closed / Public Record</p>	Single Family	5/2	2,123	7,260 sqft 1965	– – days	– \$535/sq ft	4/27/2026 Sold Date: 3/3/2026
2	 <p>11822 Moen St Anaheim, CA 92804 ■ Off Market / Public Record</p>	Single Family	4/2	1,163	7,199 sqft 1955	– – days	– \$918/sq ft	5/14/2026 Notice of Default
3	 <p>639 S Scout Trl Anaheim, CA 92807 ■ Off Market / Public Record</p>	Single Family	3/2	2,299	10,400 sqft 1979	– – days	– \$698/sq ft	4/29/2026 Notice of Default
4	 <p>4501 E Cerro Vista Dr Anaheim, CA 92807 ■ Off Market / Public Record</p>	Single Family	–/–	–	1.07 acres –	– – days	– –/sq ft	4/15/2026 Notice of Rescission
5	 <p>1439 W Kiama Pl Anaheim, CA 92802 ■ Off Market / Public Record</p>	Single Family	4/2	1,409	7,020 sqft 1955	– – days	– \$745/sq ft	4/28/2026 Notice of Default
6	 <p>1655 W Lincoln Ave, Unit 102 Anaheim, CA 92801 ■ Off Market / Public Record</p>	Condo/Townhouse/Apt.	3/3	1,883	– 2023	– – days	– \$452/sq ft	4/23/2026 Notice of Default
7	 <p>1850 W Greenleaf Ave, Apt G Anaheim, CA 92801 ■ Off Market / Public Record</p>	Condo/Townhouse/Apt.	2/1	830	– 1964	– – days	– \$483/sq ft	3/30/2026 Notice of Default



Anaheim, California

Distressed: 10 properties		Property Type	Beds / Baths	Living Area (sq ft)	Lot Size / Year Built	List Date / Days in RPR	List Price / \$ Per Sq Ft	Distressed Date / Type
8	 <p>4867 E Maychelle Dr Anaheim, CA 92807</p> <p>Off Market / Public Record</p>	Single Family	3/3	1,749	6,000 sqft 1973	- - days	- \$613/sq ft	4/17/2026 Notice of Default
9	 <p>2825 E Jackson Ave, Unit C Anaheim, CA 92806</p> <p>Off Market / Public Record</p>	Condo/Townhouse/Apt.	3/3	1,266	- 1971	- - days	- \$482/sq ft	4/28/2026 Notice of Foreclosure Sale
10	 <p>2549 E Hilda Pl Anaheim, CA 92806</p> <p>Off Market / Public Record</p>	Single Family	4/3	2,388	7,200 sqft 1972	- - days	- \$514/sq ft	3/23/2026 Notice of Rescission

About RPR

- RPR® is the nation's largest property database, exclusively for REALTORS®. It empowers REALTORS® to help buyers and sellers make informed decisions, backed by a real estate database covering more than 160 million residential and commercial properties in the United States.
- RPR is a wholly owned subsidiary of the National Association of REALTORS® and a member benefit to REALTORS®.
- RPR's data sources range from MLSs and county-level tax and assessment offices, to the U.S. Census and FEMA, to specialty data set providers such as Esri (consumer data), Niche (school information) and Precisely (geographic boundaries).

Learn More

For more information about RPR, please visit RPR's public website: <https://blog.narrpr.com>

