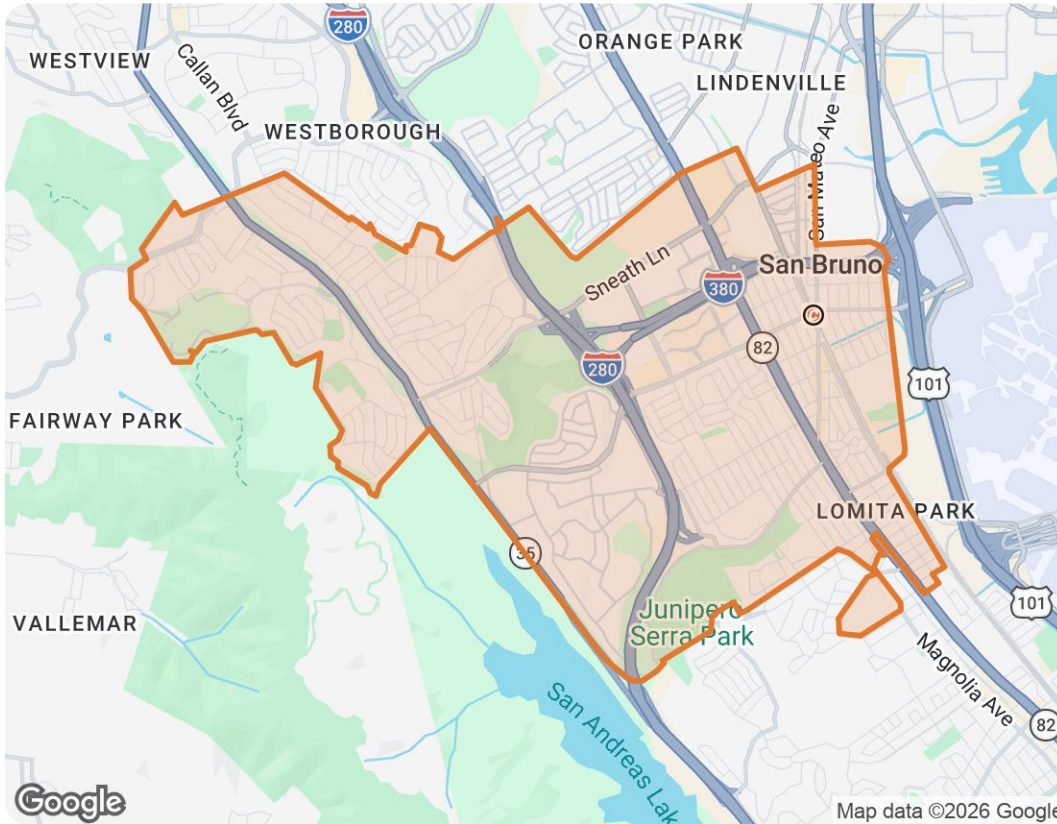


San Bruno, California



The biggest buyer rebates and lowest selling fees in real estate – without sacrificing full-service support, 7 days a week.

ShopProp Licensed CA, WA, HI, AZ, MI, TX, VA, CO

📞 Office (888) 821-0556

✉️ team@shopprop.com

🌐 www.shopprop.com

Shop|Prop

ShopProp Inc.

Market Trends

Market Trends for San Bruno, California

Single Family + Condo/Townhouse/Apt.

May 2026

Market Type

**Seller's
Market**

Balanced
Market

Buyer's
Market

Key Details

<p>Months of Inventory</p> <p>1.59</p> <p>↓ 8.62% MoM</p>	<p>Sold to List Price %</p> <p>105.9%</p> <p>↑ 4.04% MoM</p>	<p>Median Days in RPR</p> <p>13</p> <p>↓ 23.53% MoM</p>	<p>Median Sold Price</p> <p>\$1,297,500</p> <p>↑ 3.8% MoM</p>
--	---	--	--

May 2026 Median Estimated Property Value

Single Family + Condo/Townhouse/Apt.

This graphic displays property estimates for a market area and a subject property, where one has been selected. Estimated property values are generated by a valuation model and are not formal appraisals.

Source: Public records, and MLS sources where licensed

Update Frequency: Monthly

Median Estimated Value

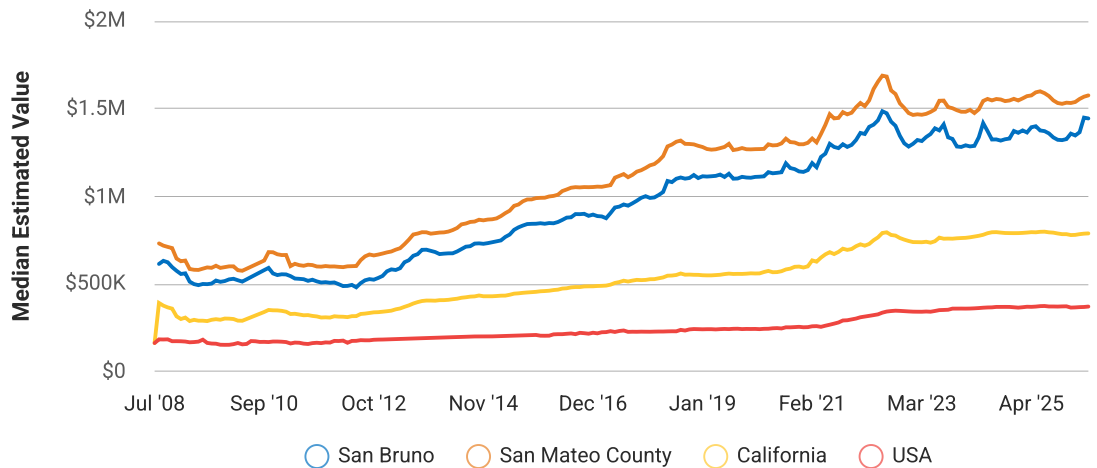
\$1,443,890

Last Month Change

-0.3%

12 Month Change

+3.2%



San Bruno, California

May 2026 Active Listings

San Bruno, California

Single Family + Condo/Townhouse/Apt.

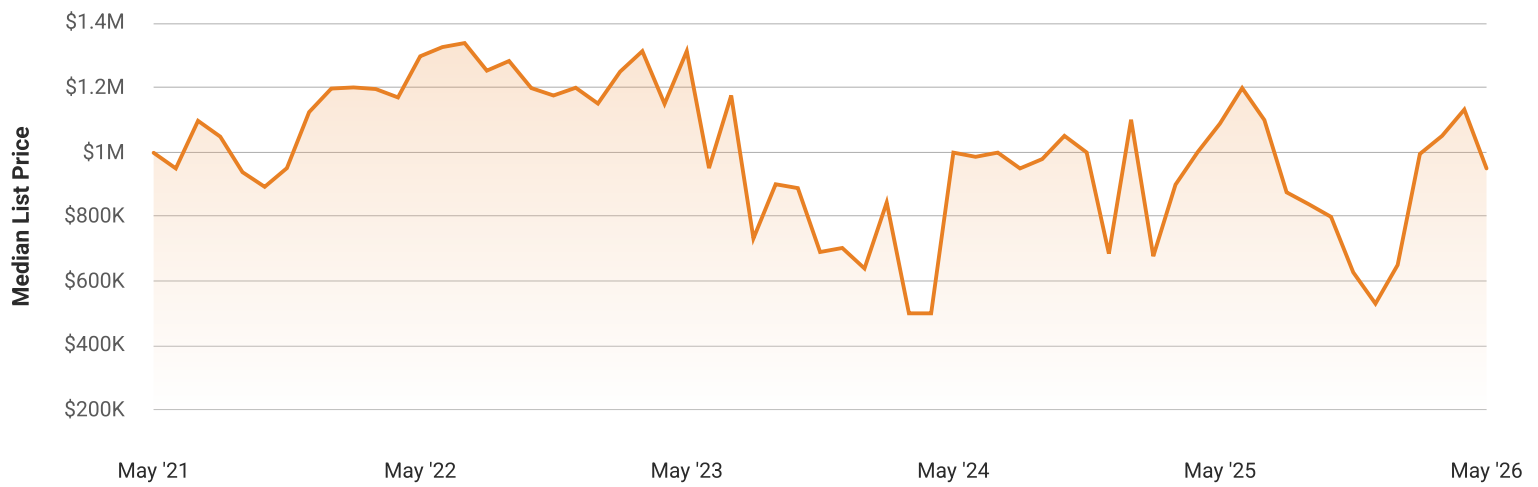
This graphic summarizes key statistics for properties that were in an active status on the last day of each month. RPR uses list date and a derived pending date to determine if the listing was active on the last day of the month. An end-of-month snapshot of active listings helps to understand inventory levels, price points and duration on the market.

Source: Listing sources

Update Frequency: Monthly

Median List Price - \$949,000

↓ 16.1% Month over Month



San Bruno, California

May 2026 Sold Listings

San Bruno, California

Single Family + Condo/Townhouse/Apt.

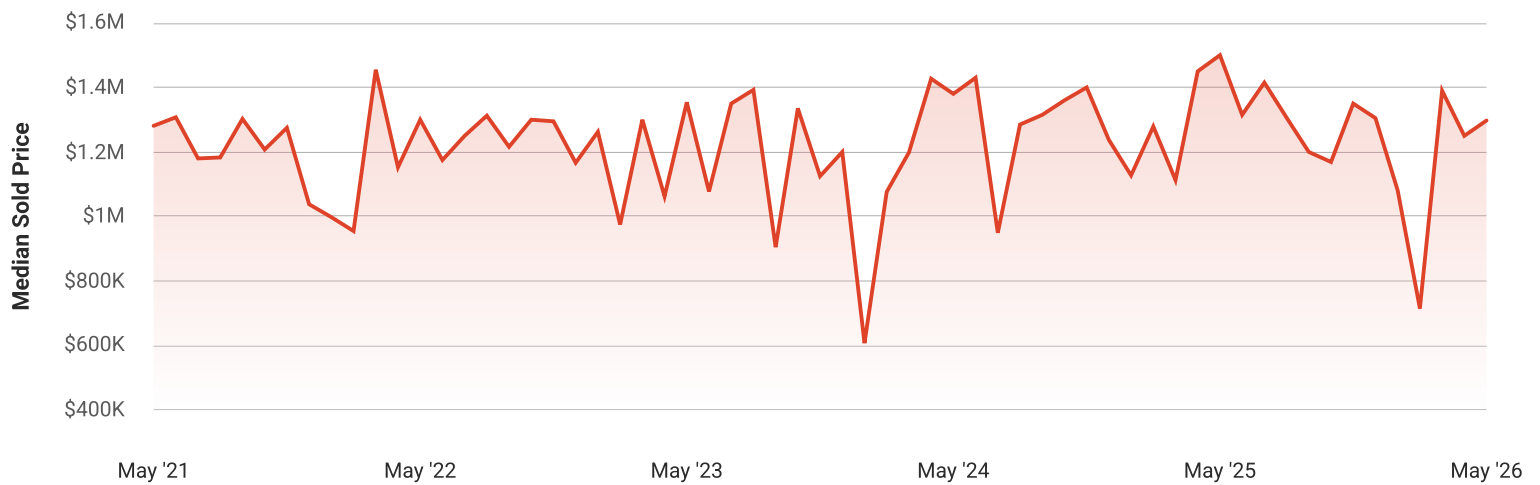
This graphic summarizes key statistics for properties that sold each month. RPR uses a derived sold date to determine when a property moved into a sold status within the given month. These statistics are important for understanding the price points on sold properties as well as the difference between the list price and sold price, which reveals whether buyers are paying over or under the asking price.

Source: Listing sources

Update Frequency: Monthly

Median Sold Price - \$1,297,500

↑ 3.8% Month over Month



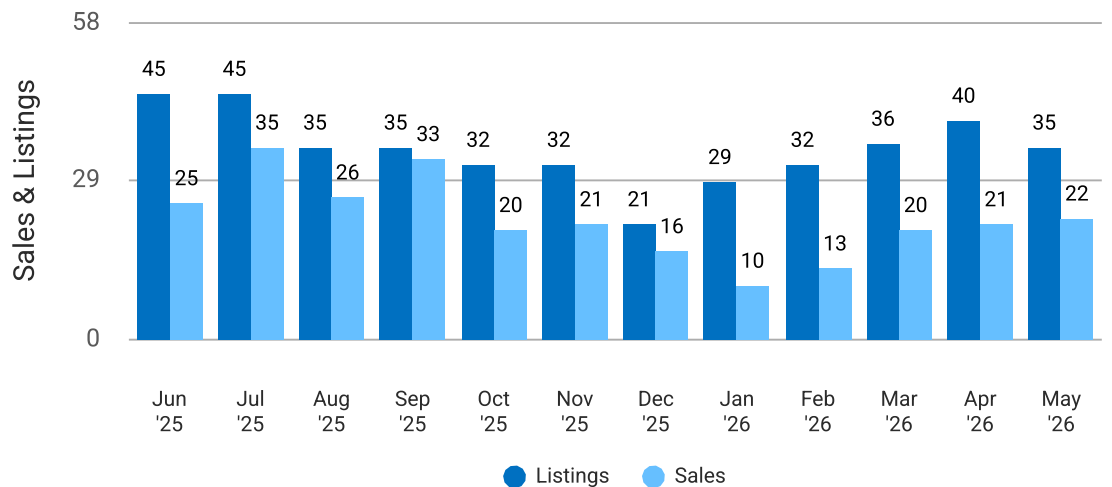
Total Sales and Active Listings in San Bruno, California

Single Family + Condo/Townhouse/Apt.

This graph compares the number of sales with the number of active listings in the local market.

Source: MLS data where licensed

Update Frequency: Monthly



San Bruno, California

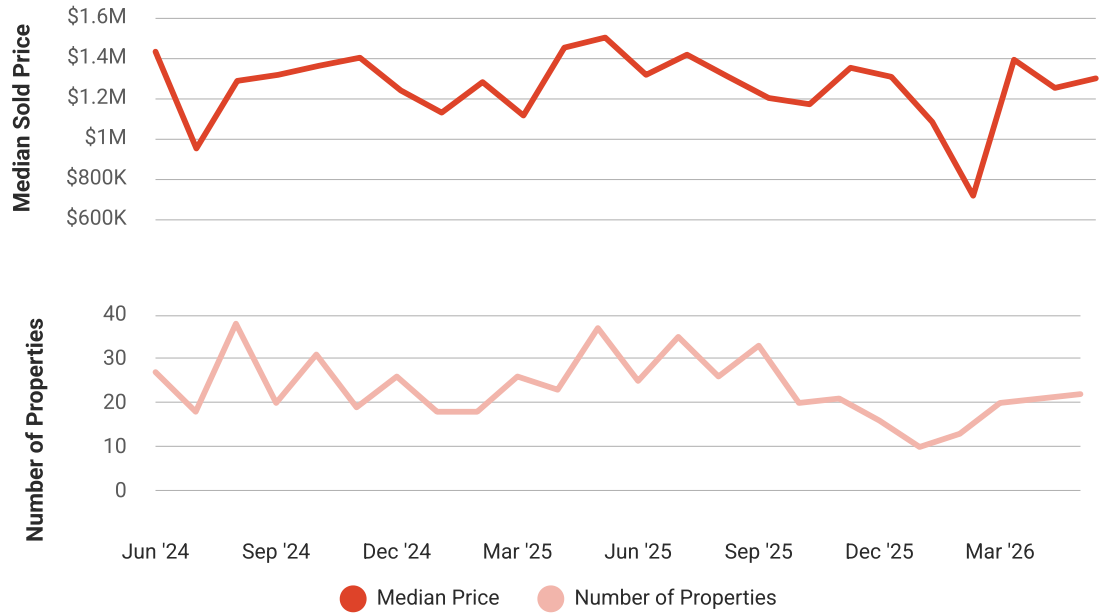
Median Sold Price vs Sold Listings in San Bruno, California

Single Family + Condo/Townhouse/Apt.

This chart compares the trend of median sold price and number of sold listings for the given location.

Source: Listing Data

Update Frequency: Monthly



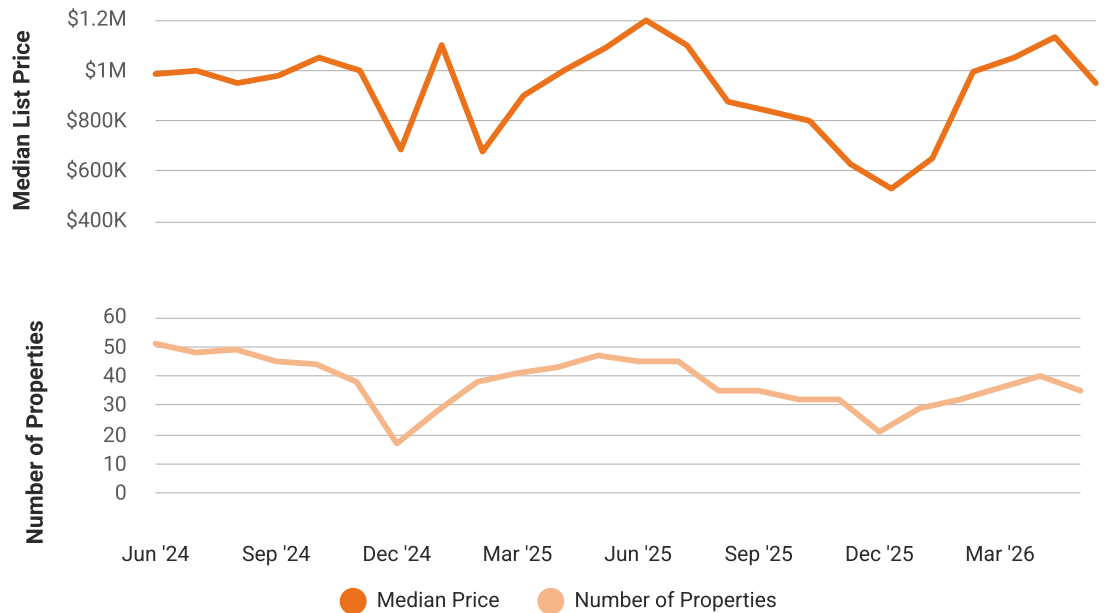
Median List Price vs Active Listings in San Bruno, California

Single Family + Condo/Townhouse/Apt.

This chart compares the trend of median list price and number of active properties for the given location.

Source: Listing Data

Update Frequency: Monthly



Market Snapshot

Value and Price Changes

	Current	Last Month	Last 3 Months	Last 12 Months	Last 24 Months	Last 36 Months
Median Est. Property Value Last Updated: 5/31/2026	\$1,443,890	\$1,448,570 -0.32%	\$1,346,880 +7.2%	\$1,399,480 +3.17%	\$1,417,280 +1.88%	\$1,355,040 +6.56%
Median Sold Price Last Updated: 5/31/2026	\$1,297,500	\$1,250,000 +3.8%	\$715,000 +81.47%	\$1,500,000 -13.5%	\$1,380,000 -5.98%	\$1,354,000 -4.17%
Median List Price Last Updated: 5/31/2026	\$949,000	\$1,131,500 -16.13%	\$993,944 -4.52%	\$1,088,000 -12.78%	\$998,000 -4.91%	\$1,312,450 -27.69%

About this Data: Because some brokerages may choose not to include their MLS listing content within the RPR platform, the analysis contained in this report may not have been created using all the available listing data within this geographical market. Median estimated property values are generated by a valuation model and are not formal appraisals. Valuations are based on public records and MLS data where licensed. The Metrics displayed here reflect **All Residential Single Family, Condo, Townhouse and Apartment properties** data.

Market Activity

Market Activity Filters

Sort Order: Date

Maximum Properties Per Change Type: 10

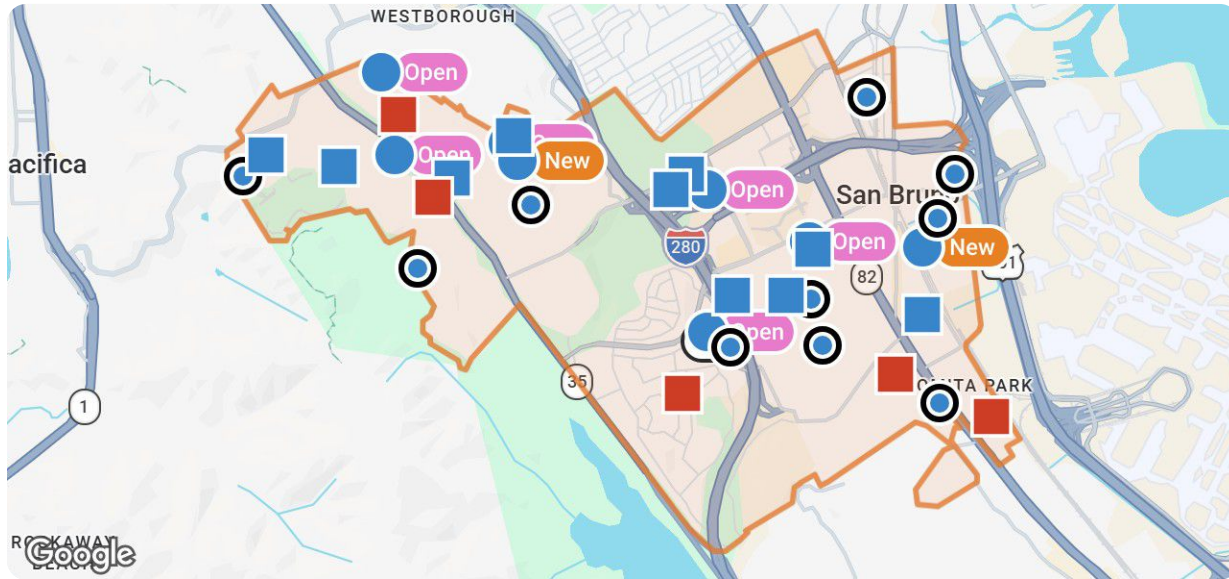
Change Types: New Listings, Pending, Closed, Distressed

Property Types: Single Family, Condo/Townhouse/Apt

Property Features: Sale Price: Any, Lease Price: Any, Beds: Any, Baths: Any, Living Area: Any, Lot Size (acre): Any, Year Built: Any

Summary

For Sale Activity in the Last 3 Months



Legend

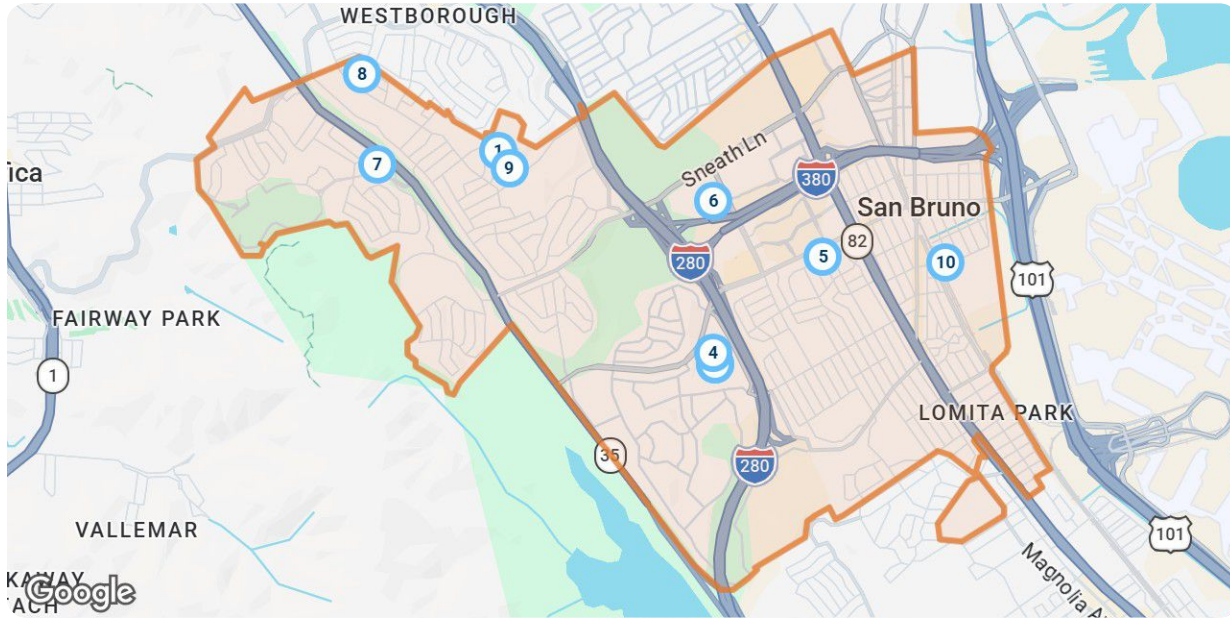
- For Sale
- For Sale Pending
- Distressed For Sale or Lease
- Recently Closed
- Distressed

	New	Pending	Closed	Distressed
Number of Properties	10	10	10	4
Lowest Listing Price / Est.Value	\$448,000	\$368,882	\$400,000	\$1,161,360
Median Listing Price / Est.Value	\$1,219,439	\$1,268,000	\$1,287,500	\$1,513,345
Highest Listing Price / Est.Value	\$1,588,888	\$1,549,000	\$1,838,325	\$2,988,000
Average Price / sqft	\$929	\$976	\$947	\$1,155
Median Price / sqft	\$948	\$926	\$969	\$1,021
Average Days in RPR	9	20	24	503
Median Days in RPR	11	9	11	503
Total Volume	\$11,000,765	\$11,345,881	\$11,572,325	\$7,176,050
Source	Listings	Listings	Public Records & Listings	Public Records & Listings

Market Activity Breakdown

New




Source: Listings



Legend

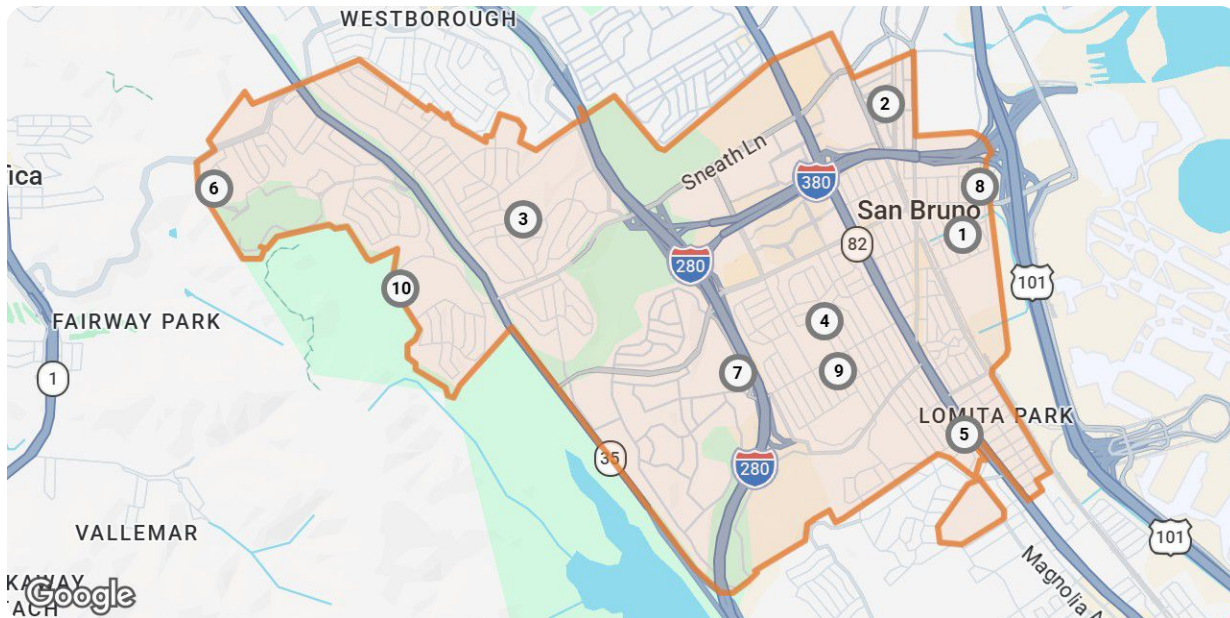
● Active For Sale

New: 10 properties		Property Type	Beds / Baths	Living Area (sq ft)	Lot Size	Year Built	List Date / Days in RPR	List Price / \$ Per Sq Ft
1	 <p>429 Huntington Ave San Bruno, CA 94066 MLS ID: PTP2604364 ● Active / For Sale</p> <p><i>Listing Courtesy of COLDWELL BANKER WEST</i></p>	Single Family	2/1	750	5,227 sqft	1940	6/9/2026 - days	\$899,000 \$1,199/sq ft
2	 <p>2501 Sherwood Dr San Bruno, CA 94066 MLS ID: 426137542 ● Active / For Sale</p> <p><i>Listing Courtesy of Pacific Bay Estates</i></p>	Single Family	3/3	1,470	6,014 sqft	1958	6/7/2026 2 days	\$1,588,000 \$1,080/sq ft
3	 <p>325 Palomar Ct San Bruno, CA 94066 MLS ID: 82049950 ● Active / For Sale</p> <p><i>Listing Courtesy of Omarshall, Inc</i></p>	Single Family	3/2	1,580	8,500 sqft	1956	6/5/2026 4 days	\$1,588,888 \$1,006/sq ft
4	 <p>2600 Evergreen Dr San Bruno, CA 94066 MLS ID: 82049834 ● Active / For Sale</p> <p><i>Listing Courtesy of Coldwell Banker Realty</i></p>	Single Family	4/3	1,683	7,085 sqft	1958	6/4/2026 5 days	\$1,499,999 \$891/sq ft
5	 <p>8030 Cardun Way San Bruno, CA 94066 MLS ID: 426136444 ● Active / For Sale</p> <p><i>Listing Courtesy of City Ventures Construction, Inc</i></p>	Condo/Townhouse e/Apt.	3/3	1,450	-	-	6/1/2026 8 days	\$1,249,990 \$862/sq ft

New: 10 properties		Property Type	Beds / Baths	Living Area (sq ft)	Lot Size	Year Built	List Date / Days in RPR	List Price / \$ Per Sq Ft
6	 <p>1126 Shelter Creek Ln San Bruno, CA 94066 MLS ID: 82049171 ● Active / For Sale</p> <p><i>Listing Courtesy of Kenny Realty</i></p>	Condo/Townhouse/Apt.	2/2	1,000	38.56 acres	1972	5/29/2026 11 days	\$690,000 \$690/sq ft
7	 <p>1343 Shelter Creek Ln San Bruno, CA 94066 MLS ID: 82049119 ● Active / For Sale</p> <p><i>Listing Courtesy of Keller Williams Realty-Silicon Valley</i></p>	Condo/Townhouse/Apt.	1/1	680	38.56 acres	1972	5/29/2026 11 days	\$448,000 \$659/sq ft
8	 <p>209 Boardwalk Ave, Apt H San Bruno, CA 94066 MLS ID: 82048967 ● Active / For Sale</p> <p><i>Listing Courtesy of Intero Real Estate Services</i></p>	Condo/Townhouse/Apt.	1/1	650	2.82 acres	1971	5/28/2026 12 days	\$498,000 \$766/sq ft
9	 <p>3011 Fasman Dr San Bruno, CA 94066 MLS ID: 82038294 ● Active / For Sale</p> <p><i>Listing Courtesy of Bay One Realty</i></p>	Single Family	3/2	1,300	7,187 sqft	1960	5/28/2026 12 days	\$1,350,000 \$1,038/sq ft
10	 <p>2030 Pinecrest Dr San Bruno, CA 94066 MLS ID: 82047831 ● Active / For Sale</p> <p><i>Listing Courtesy of Kinetic Real Estate</i></p>	Single Family	3/2	1,080	5,432 sqft	1959	5/28/2026 12 days	\$1,188,888 \$1,101/sq ft

Pending











Source: Listings



Legend

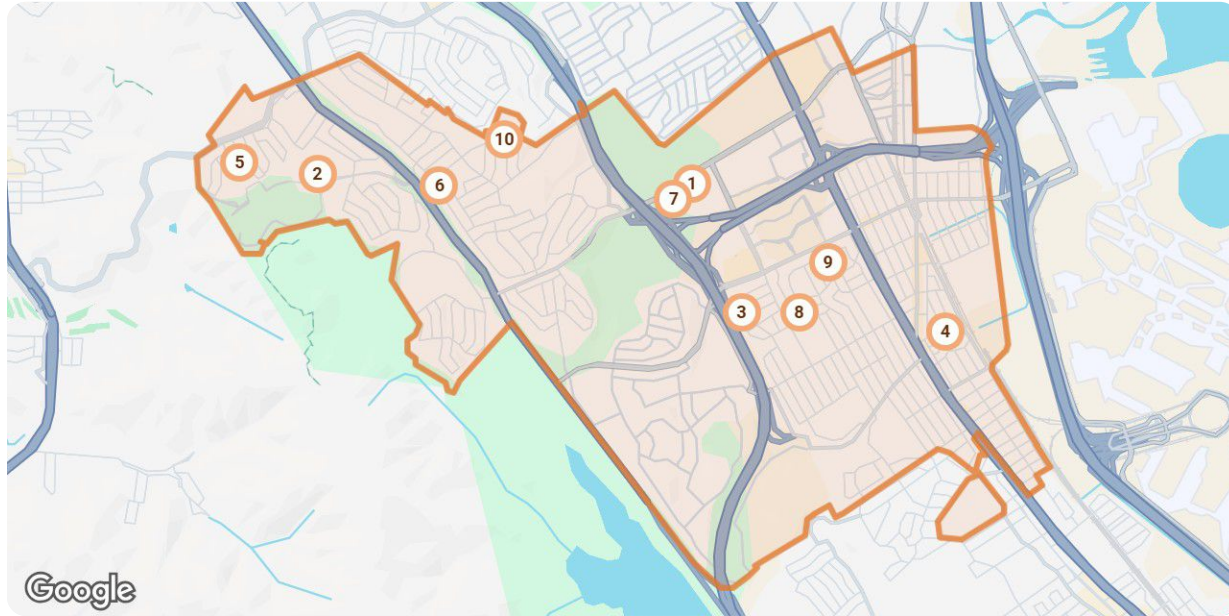
● Pending



Pending: 10 properties		Property Type	Beds / Baths	Living Area (sq ft)	Lot Size / Year Built	List Date	List Price / \$ Per Sq Ft	Pending Date / Days in RPR
1	 <p>2421 Maywood Dr San Bruno, CA 94066 MLS ID: 82049071 Pending / For Sale</p> <p><i>Listing Courtesy of The Agency</i></p>	Single Family	3/2	1,110	6,720 sqft 1956	5/29/2026	\$1,398,000 \$1,259/sq ft	6/7/2026 9 days
2	 <p>8246 Shelter Creek Ln San Bruno, CA 94066 MLS ID: 41136550 Pending / For Sale</p> <p><i>Listing Courtesy of Bhg Reliance Partners</i></p>	Condo/Townhouse/Apt.	-/1	490	38.56 acres 1972	5/29/2026	\$368,882 \$753/sq ft	6/6/2026 8 days
3	 <p>2510 Sherwood Dr San Bruno, CA 94066 MLS ID: 82045264 Pending / For Sale</p> <p><i>Listing Courtesy of Christie's International Real Estate Sereno</i></p>	Single Family	3/2	1,140	5,298 sqft 1958	4/30/2026	\$1,349,000 \$1,183/sq ft	6/6/2026 37 days
4	 <p>780 Acacia Ave San Bruno, CA 94066 MLS ID: 82048857 Pending / For Sale</p> <p><i>Listing Courtesy of Coldwell Banker Realty</i></p>	Single Family	2/1	890	4,990 sqft 1946	5/28/2026	\$1,148,000 \$1,290/sq ft	6/4/2026 7 days
5	 <p>2990 Medina Dr San Bruno, CA 94066 MLS ID: 82048999 Pending / For Sale</p> <p><i>Listing Courtesy of eXp Realty of California Inc</i></p>	Single Family	3/2	1,440	5,000 sqft 1963	5/28/2026	\$1,288,000 \$894/sq ft	6/3/2026 6 days
6	 <p>1960 Earl Ave San Bruno, CA 94066 MLS ID: 82047256 Pending / For Sale</p> <p><i>Listing Courtesy of KW Advisors</i></p>	Single Family	3/2	1,300	5,100 sqft 1960	5/14/2026	\$1,248,000 \$960/sq ft	5/29/2026 15 days
7	 <p>510 Pine St San Bruno, CA 94066 MLS ID: 82048906 Pending / For Sale</p> <p><i>Listing Courtesy of Coldwell Banker Realty</i></p>	Single Family	3/1	1,190	5,000 sqft 1940	5/28/2026	\$999,999 \$840/sq ft	5/29/2026 1 day
8	 <p>65 Bayshore Cir San Bruno, CA 94066 MLS ID: 82035525 Pending / For Sale</p> <p><i>Listing Courtesy of Sentinel Realty Company</i></p>	Single Family	2/1	740	6,631 sqft 1943	2/19/2026	\$699,000 \$945/sq ft	5/28/2026 98 days
9	 <p>2541 Cottonwood Dr San Bruno, CA 94066 MLS ID: 82047314 Pending / For Sale</p> <p><i>Listing Courtesy of Green Banker Realty</i></p>	Single Family	3/2	1,430	5,500 sqft 1955	5/14/2026	\$1,298,000 \$908/sq ft	5/28/2026 14 days
10	 <p>1225 Park Ave San Bruno, CA 94066 MLS ID: 82048094 Pending / For Sale</p> <p><i>Listing Courtesy of Christie's International Real Estate Sereno</i></p>	Single Family	4/3	2,120	4,998 sqft 1949	5/21/2026	\$1,549,000 \$731/sq ft	5/28/2026 7 days

Closed

Source: Public Records and Listings



Legend

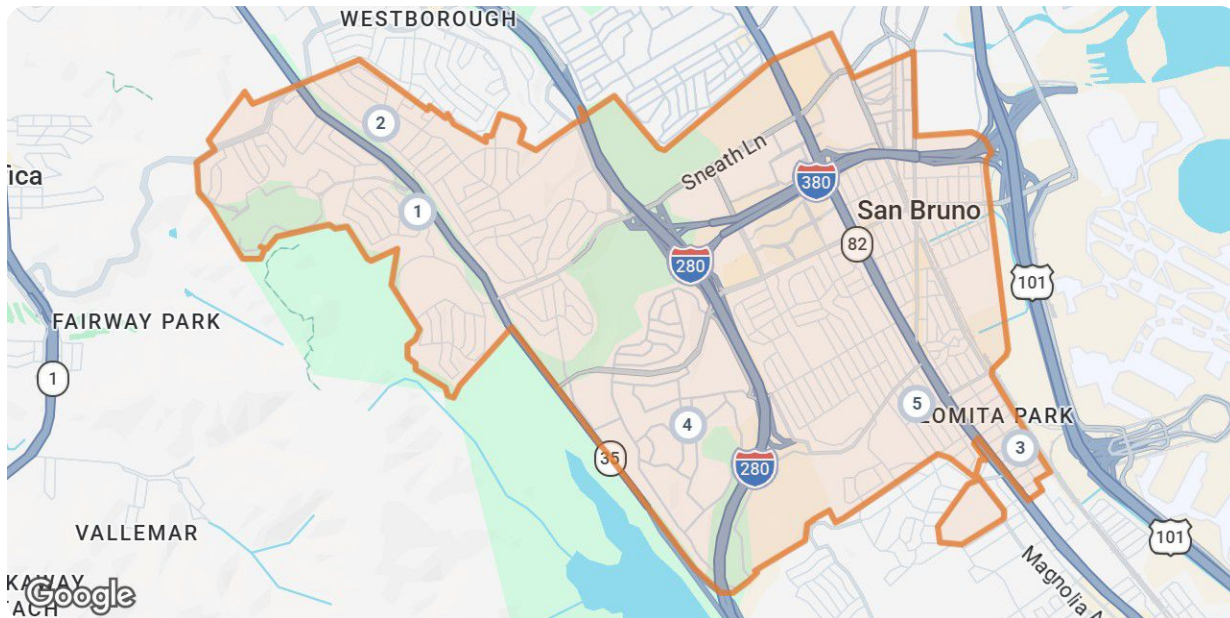
● Closed

Closed: 10 properties		Property Type	Beds / Baths	Living Area (sq ft)	Lot Size / Year Built	Closed Date / Days in RPR	Closed Price / \$ Per Sq Ft	List to Sold Price %
1	 <p>440 Madison Ave San Bruno, CA 94066 MLS ID: 82045007 ■ Closed / For Sale <i>Courtesy of Compass</i></p>	Single Family	3/2	1,300	5,213 sqft 1958	6/4/2026 6 days	\$1,800,000 \$1,385/sq ft	↑ 14.07%
2	 <p>7101 Shelter Creek Ln San Bruno, CA 94066 MLS ID: 82039140 ■ Closed / For Sale <i>Courtesy of eXp Realty of California Inc</i></p>	Condo/Townhouse/Apt.	1/1	680	714 sqft 1972	5/29/2026 61 days	\$460,000 \$676/sq ft	↓ 2.13%
3	 <p>143 Piccadilly Pl, Apt F San Bruno, CA 94066 MLS ID: 82042257 ■ Closed / For Sale <i>Courtesy of Intero Real Estate Services</i></p>	Condo/Townhouse/Apt.	1/1	650	3.4 acres 1971	5/28/2026 28 days	\$459,000 \$706/sq ft	—
4	 <p>3513 Bering Dr San Bruno, CA 94066 MLS ID: 82034702 ■ Closed / For Sale <i>Courtesy of Christie's International Real Estate Sereno</i></p>	Single Family	5/4	2,587	4,586 sqft 2004	5/27/2026 57 days	\$1,838,325 \$711/sq ft	↓ 6.92%
5	 <p>744 Pepper Dr San Bruno, CA 94066 MLS ID: 82044437 ■ Closed / For Sale <i>Courtesy of Christie's International Real Estate Sereno</i></p>	Single Family	3/2	1,670	4,965 sqft 1952	5/27/2026 6 days	\$1,750,000 \$1,048/sq ft	↑ 12.98%

Closed: 10 properties		Property Type	Beds / Baths	Living Area (sq ft)	Lot Size / Year Built	Closed Date / Days in RPR	Closed Price / \$ Per Sq Ft	List to Sold Price %
6	 <p>293 Florida Ave San Bruno, CA 94066 MLS ID: 82038081 Closed / For Sale</p> <p><i>Courtesy of Mpire Luxe Real Estate</i></p>	Single Family	2/1	790	1,958 sqft / 1940	5/26/2026 / 53 days	\$810,000 / \$1,025/sq ft	↑ 1.38%
7	 <p>3891 Chilton Ln San Bruno, CA 94066 MLS ID: 82043489 Closed / For Sale</p> <p><i>Courtesy of KW Advisors</i></p>	Single Family	3/2	1,160	6,528 sqft / 1959	5/22/2026 / 11 days	\$1,400,000 / \$1,207/sq ft	↑ 27.39%
8	 <p>3040 Fleetwood Dr San Bruno, CA 94066 MLS ID: BB26113606 Closed / For Sale</p> <p><i>Courtesy of EXP REALTY OF GREATER LOS ANGELES, INC.</i></p>	Single Family	3/2	1,110	5,000 sqft / 1955	5/22/2026 / -4 days	\$1,175,000 / \$1,059/sq ft	-
9	 <p>405 Piccadilly Pl, Apt 24 San Bruno, CA 94066 MLS ID: 41132570 Closed / For Sale</p> <p><i>Courtesy of Re/max Accord</i></p>	Condo/Townhouse/Apt.	1/1	540	4.07 acres / 1971	5/22/2026 / 7 days	\$400,000 / \$741/sq ft	↑ 0.03%
10	 <p>1449 Williams Ave San Bruno, CA 94066 MLS ID: 82038780 Closed / For Sale</p> <p><i>Courtesy of RE/MAX Gold Redwood Shores</i></p>	Single Family	3/3	1,620	5,350 sqft / 1947	5/22/2026 / 11 days	\$1,480,000 / \$914/sq ft	↑ 23.44%

Distressed

Source: Public Records and Listings



Legend

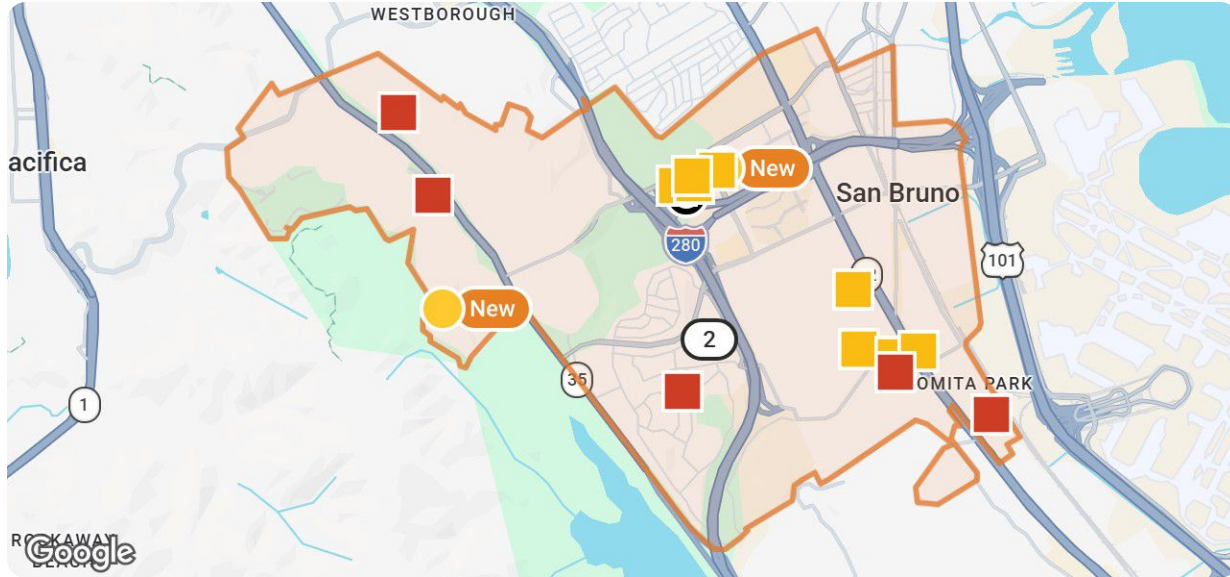
- Active For Sale
- Off Market, Hold, Withdrawn, Expired, or Canceled



Distressed: 4 properties		Property Type	Beds / Baths	Living Area (sq ft)	Lot Size / Year Built	List Date / Days in RPR	List Price / \$ Per Sq Ft	Distressed Date / Type
1	 <p>3392 Fleetwood Dr San Bruno, CA 94066 MLS ID: 425004966 ● Active / For Sale</p> <p><i>Listing Courtesy of Coldwell Banker Realty</i></p>	Single Family	3/2	1,890	1.97 acres / 1963	1/22/2025 / 503 days	\$2,988,000 / \$1,581/sq ft	4/23/2026 / As Is
2	 <p>3000 Longview Dr San Bruno, CA 94066 ■ Off Market / Public Record</p>	Single Family	3/2	1,430	0.26 acres / 1963	- / - days	- / \$995/sq ft	4/15/2026 / Notice of Foreclosure Sale
3	 <p>217 Santa Clara Ave San Bruno, CA 94066 ■ Off Market / Public Record</p>	Single Family	2/1	1,130	5,088 sqft / 1925	- / - days	- / \$1,028/sq ft	4/3/2026 / Notice of Default
4	 <p>416 Madison Ave San Bruno, CA 94066 ■ Off Market / Public Record</p>	Single Family	3/2	1,580	5,112 sqft / 1958	- / - days	- / \$1,015/sq ft	3/12/2026 / Notice of Default

Summary

For Lease Activity in the Last 3 Months



Legend

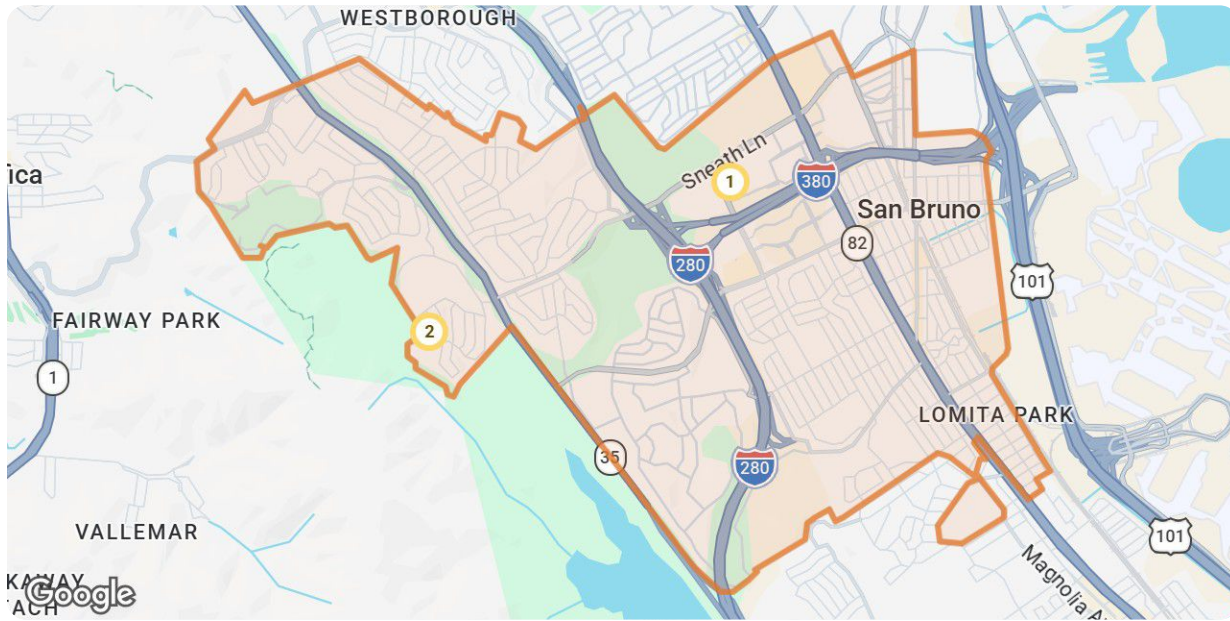
- For Lease
- For Lease Pending
- Distressed
- Recently Leased

	New	Pending	Closed	Distressed
Number of Properties	2	3	10	4
Lowest Listing Price / Est.Value	\$2,695	\$2,250	\$2,000	\$1,161,360
Median Listing Price / Est.Value	\$4,648	\$2,300	\$2,925	\$1,513,345
Highest Listing Price / Est.Value	\$6,600	\$3,500	\$5,300	\$1,874,340
Average Price / sqft	\$4	\$4	\$4	\$1,007
Median Price / sqft	\$4	\$4	\$4	\$1,005
Average Days in RPR	12	7	19	-
Median Days in RPR	12	5	9	-
Total Volume	\$9,295	\$8,050	\$30,725	\$6,062,390
Source	Listings	Listings	Public Records & Listings	Public Records & Listings

Market Activity Breakdown

New

Source: Listings



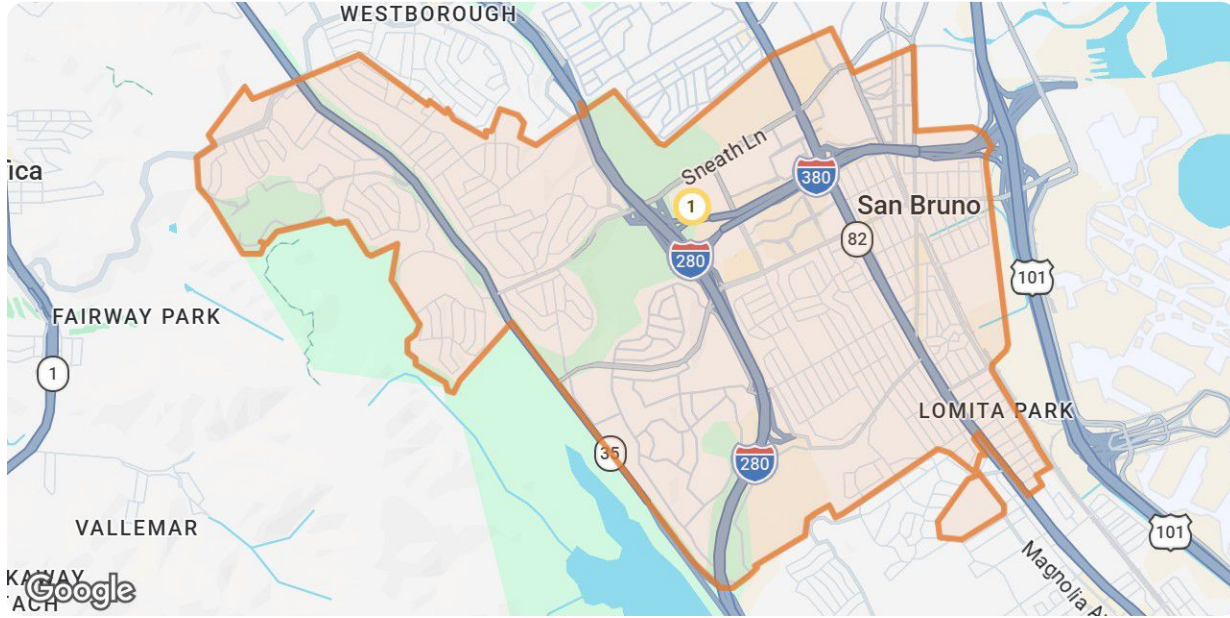
Legend

● Active For Lease

New: 2 properties		Property Type	Beds / Baths	Living Area (sq ft)	Lot Size	Year Built	List Date / Days in RPR	List Price / \$ Per Sq Ft
1	 <p>7202 Shelter Creek Ln San Bruno, CA 94066 MLS ID: 82049247 ● Active / For Lease</p> <p><i>Courtesy of Pac Prime Properties</i></p>	Condo/Townhouse/Apt.	1/1	680	38.56 acres	1972	5/31/2026 9 days	\$2,695 mo. \$4/sq ft
2	 <p>225 Merced Dr San Bruno, CA 94066 MLS ID: 41136017 ● Active / For Lease</p> <p><i>Courtesy of Real Broker</i></p>	Single Family	5/3	2,100	5,003 sqft	1967	5/26/2026 14 days	\$6,600 mo. \$3/sq ft




Pending

Source: Listings



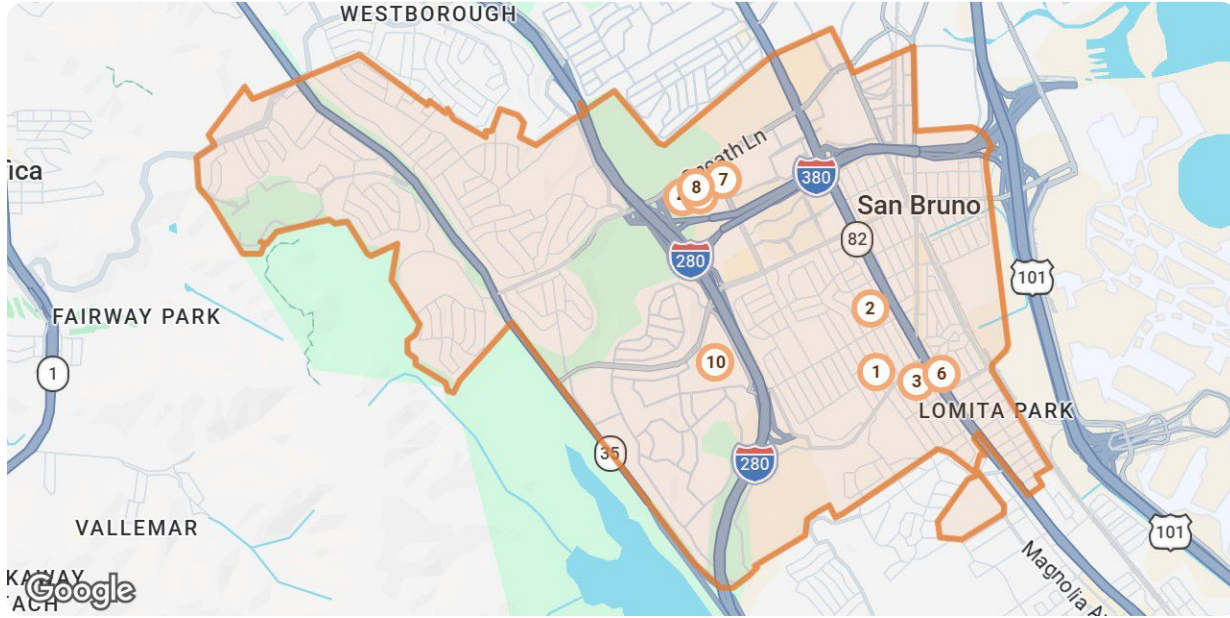
Legend

● Active For Lease

Pending: 3 properties		Property Type	Beds / Baths	Living Area (sq ft)	Lot Size / Year Built	List Date	List Price / \$ Per Sq Ft	Pending Date / Days in RPR
1	 <p>8142 Shelter Creek Ln San Bruno, CA 94066 MLS ID: 426134990 ● Pending / For Lease</p> <p><i>Courtesy of The Trafton Group</i></p>	Condo/Townhouse/Apt.	2/2	1,090	1,027 sqft 1972	5/25/2026	\$3,500 mo. \$3/sq ft	6/5/2026 11 days
2	 <p>402 Boardwalk Ave, Apt 23 San Bruno, CA 94066 MLS ID: 82049251 ● Pending / For Lease</p> <p><i>Courtesy of Intero Real Estate Services</i></p>	Condo/Townhouse/Apt.	1/1	540	3.65 acres 1971	5/31/2026	\$2,300 mo. \$4/sq ft	6/4/2026 4 days
3	 <p>1126 Cherry Ave, Apt 106 San Bruno, CA 94066 MLS ID: 82048863 ● Pending / For Lease</p> <p><i>Courtesy of Intero Real Estate Services</i></p>	Condo/Townhouse/Apt.	1/1	450	3.46 acres 1971	5/28/2026	\$2,250 mo. \$5/sq ft	6/2/2026 5 days

Closed

Source: Public Records and Listings



Legend

● Closed

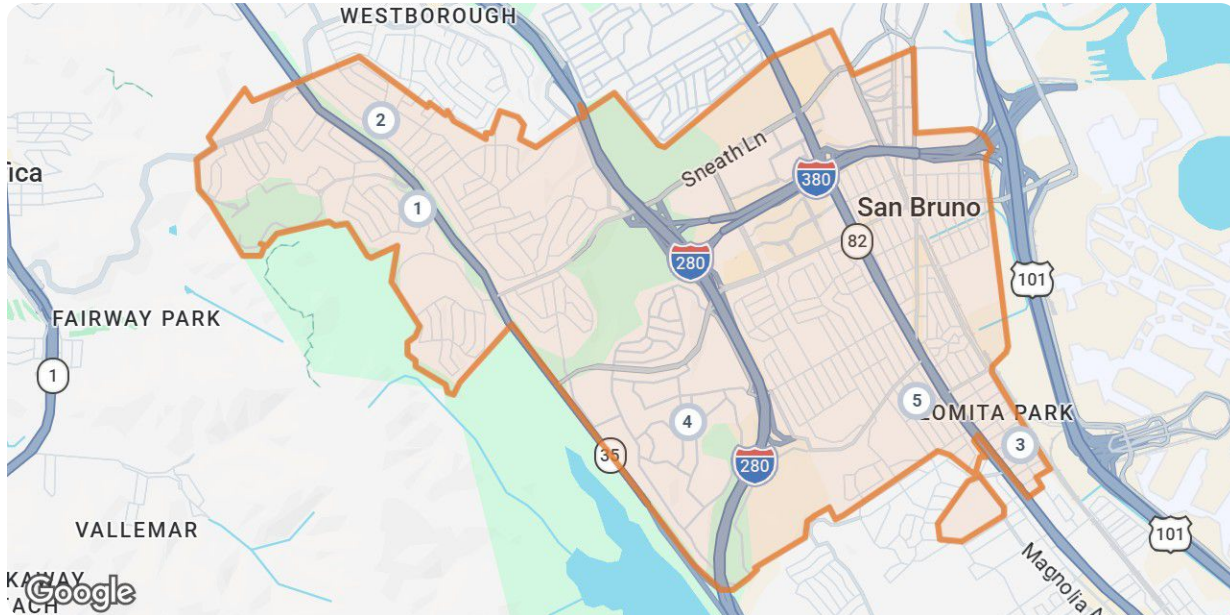
Closed: 10 properties		Property Type	Beds / Baths	Living Area (sq ft)	Lot Size / Year Built	Closed Date / Days in RPR	Closed Price / \$ Per Sq Ft	List to Sold Price %
1	 <p>406 Boardwalk Ave, Apt 9 San Bruno, CA 94066 MLS ID: 82048073 ■ Closed / For Lease <i>Courtesy of Intero Real Estate Services</i></p>	Condo/Townhouse/Apt.	-/1	450	3.65 acres / 1971	5/29/2026 / 8 days	- / \$5/sq ft	-
2	 <p>364 Cypress Ave San Bruno, CA 94066 MLS ID: 82038548 ■ Closed / For Lease <i>Courtesy of Eccleston Incorporated</i></p>	Single Family	3/2	1,600	5,000 sqft / 1912	5/24/2026 / 72 days	- / \$3/sq ft	-
3	 <p>537 Poplar Ave San Bruno, CA 94066 MLS ID: 82046545 ■ Closed / For Lease <i>Courtesy of Eccleston Incorporated</i></p>	Single Family	2/1	900	5,000 sqft / 1939	5/18/2026 / 6 days	- / \$4/sq ft	-
4	 <p>276 Poplar Ave San Bruno, CA 94066 MLS ID: 82041284 ■ Closed / For Lease <i>Courtesy of Coldwell Banker Realty</i></p>	Single Family	1/1	500	5,000 sqft / 2022	5/13/2026 / 10 days	- / \$5/sq ft	-
5	 <p>415 Piccadilly Pl, Apt 2 San Bruno, CA 94066 MLS ID: 82040374 ■ Closed / For Lease <i>Courtesy of Intero Real Estate Services</i></p>	Condo/Townhouse/Apt.	2/1	816	4.07 acres / 1971	5/4/2026 / 33 days	- / \$4/sq ft	-



Closed: 10 properties		Property Type	Beds / Baths	Living Area (sq ft)	Lot Size / Year Built	Closed Date / Days in RPR	Closed Price / \$ Per Sq Ft	List to Sold Price %
6	 <p>243 Boardwalk Ave, Apt D San Bruno, CA 94066 MLS ID: 82041782 Closed / For Lease</p> <p><i>Courtesy of Intero Real Estate Services</i></p>	Condo/Townhouse/Apt.	-/1	450	2.74 acres / 1971	5/1/2026 / 18 days	- / \$4/sq ft	-
7	 <p>265 Mastick Ave San Bruno, CA 94066 MLS ID: 82041791 Closed / For Lease</p> <p><i>Courtesy of Compass</i></p>	Single Family	2/2	780	4,500 sqft / 1955	5/1/2026 / 5 days	- / \$4/sq ft	-
8	 <p>1126 Cherry Ave, Apt 123 San Bruno, CA 94066 MLS ID: 82044425 Closed / For Lease</p> <p><i>Courtesy of KW Advisors</i></p>	Condo/Townhouse/Apt.	2/1	816	- / 1971	4/30/2026 / 6 days	- / \$4/sq ft	-
9	 <p>249 Boardwalk Ave, Apt E San Bruno, CA 94066 MLS ID: 82039801 Closed / For Lease</p> <p><i>Courtesy of Intero Real Estate Services</i></p>	Condo/Townhouse/Apt.	1/1	650	2.74 acres / 1971	4/20/2026 / 23 days	- / \$4/sq ft	-
10	 <p>6227 Shelter Creek Ln San Bruno, CA 94066 MLS ID: 82040992 Closed / For Lease</p> <p><i>Courtesy of Intero Real Estate Services</i></p>	Condo/Townhouse/Apt.	1/1	680	38.56 acres / 1972	4/14/2026 / 4 days	- / \$4/sq ft	-

Distressed

Source: Public Records and Listings



Legend

- Off Market, Hold, Withdrawn, Expired, or Canceled



Distressed: 4 properties		Property Type	Beds / Baths	Living Area (sq ft)	Lot Size / Year Built	List Date / Days in RPR	List Price / \$ Per Sq Ft	Distressed Date / Type
1	 <p>3000 Longview Dr San Bruno, CA 94066 Off Market / Public Record</p>	Single Family	3/2	1,430	0.26 acres 1963	- - days	- \$995/sq ft	4/15/2026 Notice of Foreclosure Sale
2	 <p>3392 Fleetwood Dr San Bruno, CA 94066 Off Market / Public Record</p>	Single Family	3/2	1,890	1.95 acres 1963	- - days	- \$992/sq ft	4/23/2026 Notice of Foreclosure Sale
3	 <p>217 Santa Clara Ave San Bruno, CA 94066 Off Market / Public Record</p>	Single Family	2/1	1,130	5,088 sqft 1925	- - days	- \$1,028/sq ft	4/3/2026 Notice of Default
4	 <p>416 Madison Ave San Bruno, CA 94066 Off Market / Public Record</p>	Single Family	3/2	1,580	5,112 sqft 1958	- - days	- \$1,015/sq ft	3/12/2026 Notice of Default

About RPR

- RPR® is the nation's largest property database, exclusively for REALTORS®. It empowers REALTORS® to help buyers and sellers make informed decisions, backed by a real estate database covering more than 160 million residential and commercial properties in the United States.
- RPR is a wholly owned subsidiary of the National Association of REALTORS® and a member benefit to REALTORS®.
- RPR's data sources range from MLSs and county-level tax and assessment offices, to the U.S. Census and FEMA, to specialty data set providers such as Esri (consumer data), Niche (school information) and Precisely (geographic boundaries).

Learn More

For more information about RPR, please visit RPR's public website: <https://blog.narrpr.com>

