Franklin, Michigan

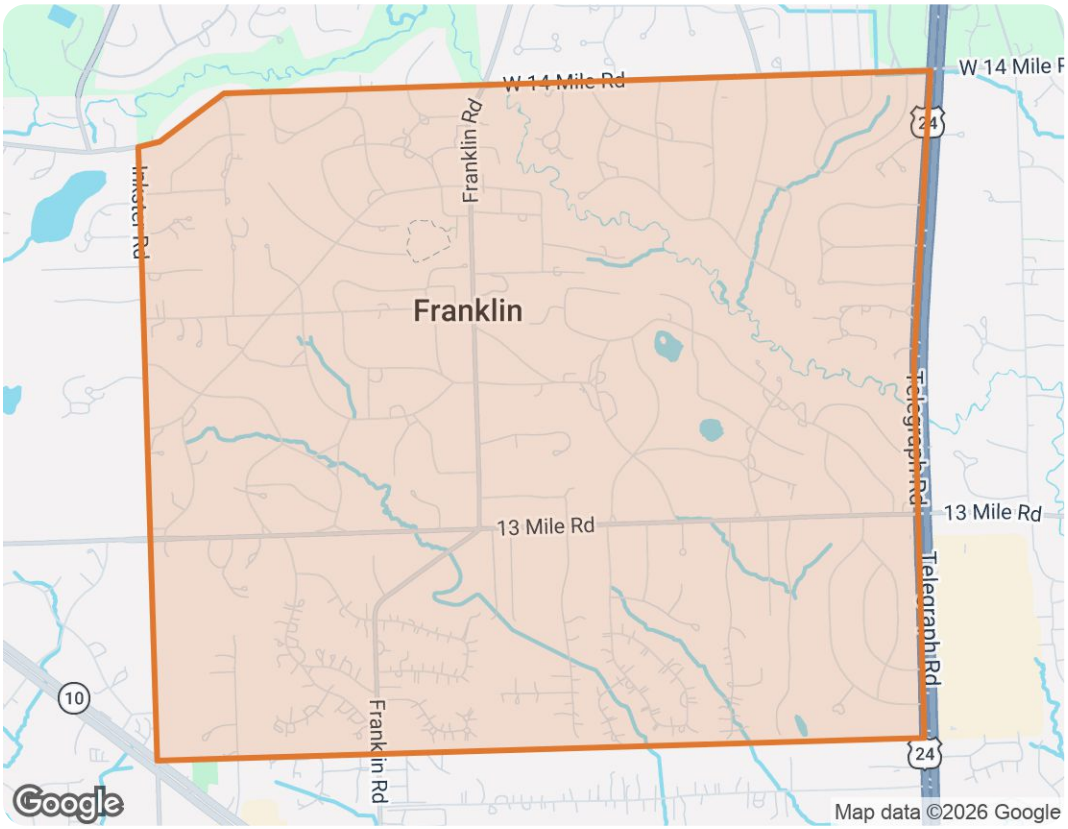

The biggest buyer rebates and lowest selling fees in real estate — without sacrificing full-service support, 7 days a week.

ShopProp Licensed CA, WA, HI, AZ, MI, TX, VA, CO

Office (888) 821-0556

team@shopprop.com

www.shopprop.com

ShopProp Inc.

Copyright 2026 Realtors Property Resource® LLC. All Rights Reserved.
Information is not guaranteed. Equal Housing Opportunity.

Franklin, Michigan

Shop|Prop

Market Trends

Market Trends for Franklin, Michigan

Single Family + Condo/Townhouse/Apt.

October 2026

Market Type



Seller's Market | Balanced Market | Buyer's Market

Key Details

Months of Inventory	Sold to List Price %	Median Days in RPR	Median Sold Price
3.6	90.6%	52	$705,668
↓ 5.26% MoM	↓ 7.24% MoM	↑ 79.31% MoM	↓ 21.55% MoM

October 2026 Median Estimated Property Value

Single Family + Condo/Townhouse/Apt.

This graphic displays property estimates for a market area and a subject property, where one has been selected. Estimated property values are generated by a valuation model and are not formal appraisals.

Source: Public records, and MLS sources where licensed

Update Frequency: Monthly

Median Estimated Value	Last Month Change	12 Month Change
$957,160	-1%	+3%

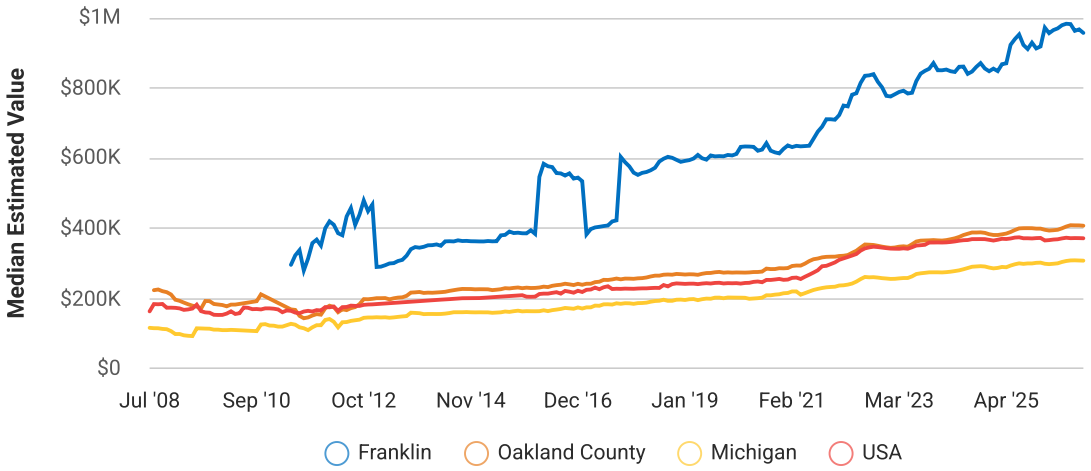

Copyright 2026 Realtors Property Resource® LLC. All Rights Reserved.
Information is not guaranteed. Equal Housing Opportunity.

Franklin, Michigan

Shop|Prop

October 2026 Active Listings

Franklin, Michigan

Single Family + Condo/Townhouse/Apt.

This graphic summarizes key statistics for properties that were in an active status on the last day of each month. RPR uses list date and a derived pending date to determine if the listing was active on the last day of the month. An end-of-month snapshot of active listings helps to understand inventory levels, price points and duration on the market.

Source: Listing sources

Update Frequency: Monthly

Median List Price - $974,500

↓ 2.6% Month over Month

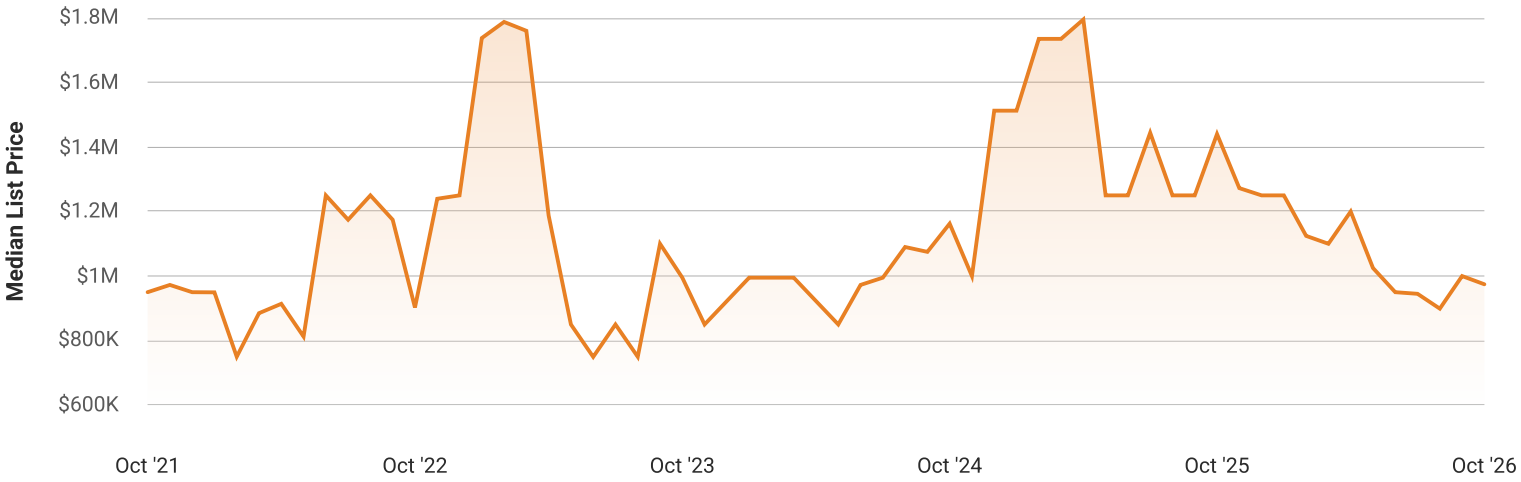

Copyright 2026 Realtors Property Resource® LLC. All Rights Reserved.
Information is not guaranteed. Equal Housing Opportunity.

Franklin, Michigan

Shop|Prop

October 2026 Sold Listings

Franklin, Michigan

Single Family + Condo/Townhouse/Apt.

This graphic summarizes key statistics for properties that sold each month. RPR uses a derived sold date to determine when a property moved into a sold status within the given month. These statistics are important for understanding the price points on sold properties as well as the difference between the list price and sold price, which reveals whether buyers are paying over or under the asking price.

Source: Listing sources

Update Frequency: Monthly

Median Sold Price - $705,668

↓ 21.5% Month over Month

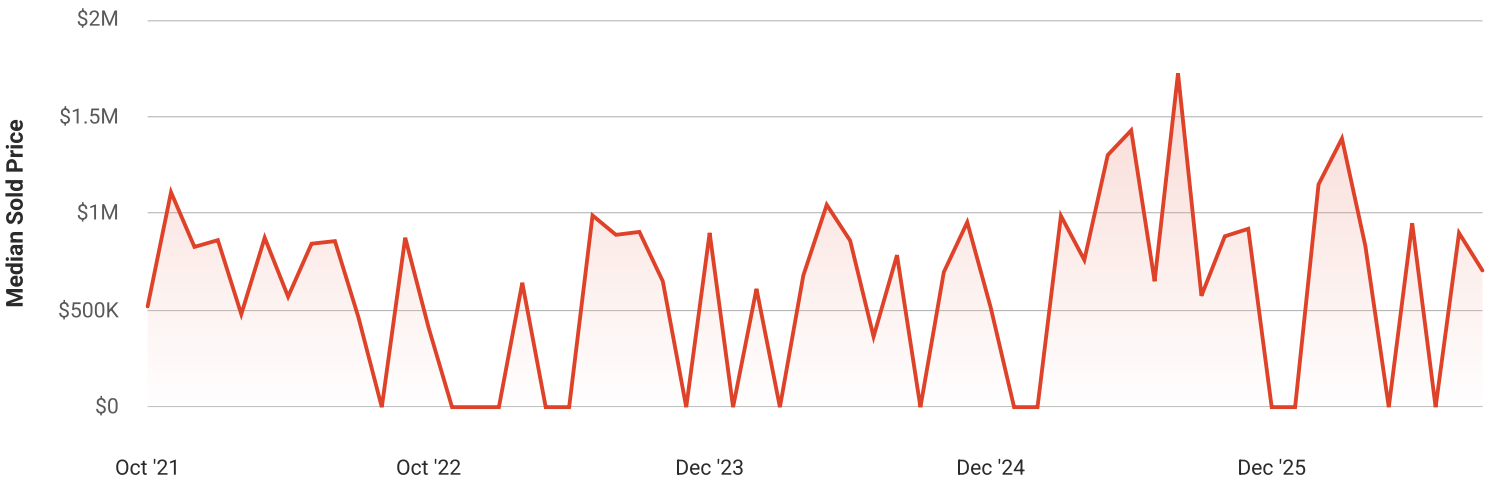

Total Sales and Active Listings in Franklin, Michigan

Single Family + Condo/Townhouse/Apt.

This graph compares the number of sales with the number of active listings in the local market.

Source: MLS data where licensed

Update Frequency: Monthly

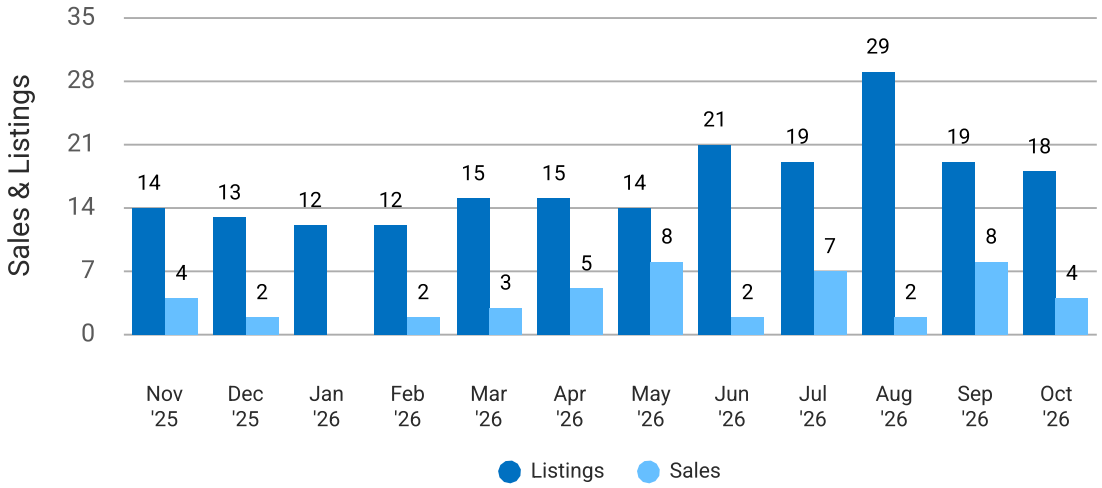

Copyright 2026 Realtors Property Resource® LLC. All Rights Reserved.
Information is not guaranteed. Equal Housing Opportunity.

Franklin, Michigan

Median Sold Price vs Sold Listings in Franklin, Michigan

Single Family + Condo/Townhouse/Apt.

This chart compares the trend of median sold price and number of sold listings for the given location.

Source: Listing Data

Update Frequency: Monthly

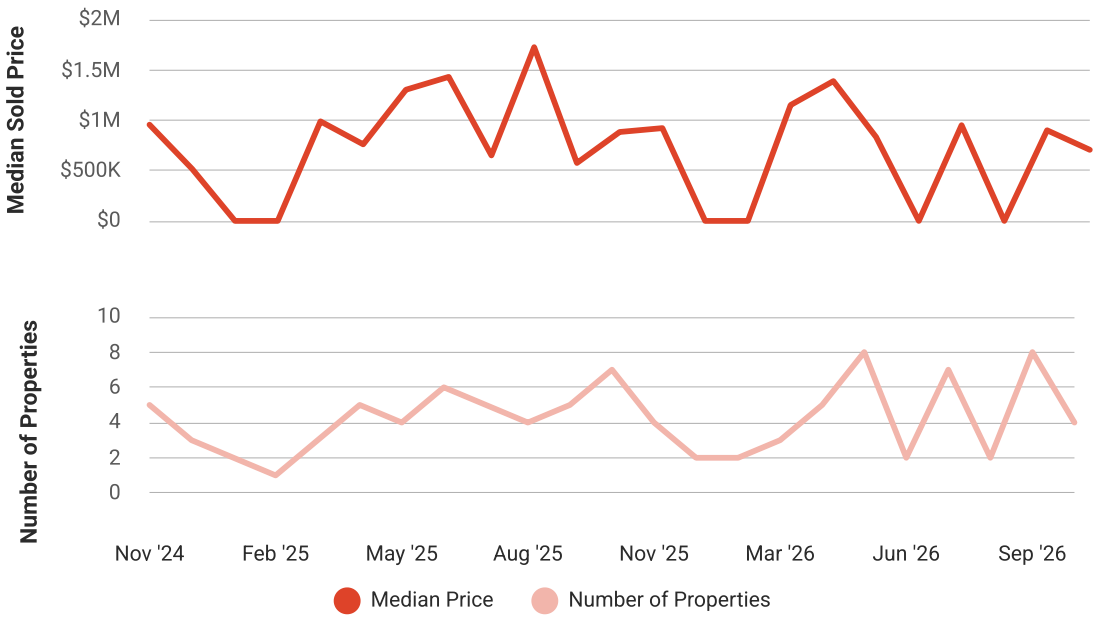

Median List Price vs Active Listings in Franklin, Michigan

Single Family + Condo/Townhouse/Apt.

This chart compares the trend of median list price and number of active properties for the given location.

Source: Listing Data

Update Frequency: Monthly

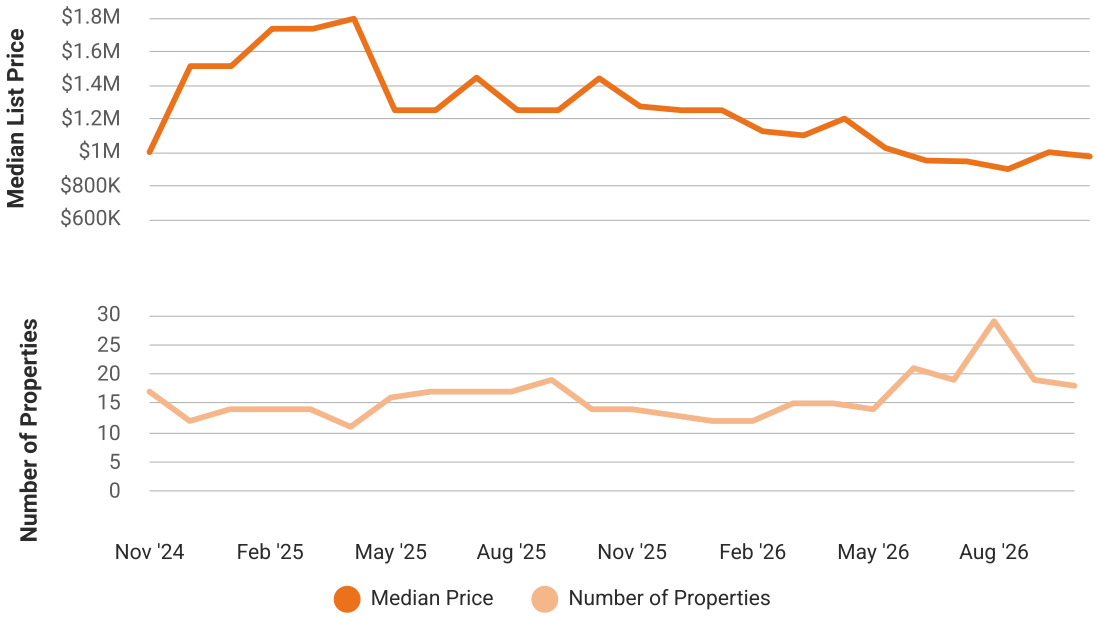

Copyright 2026 Realtors Property Resource® LLC. All Rights Reserved.
Information is not guaranteed. Equal Housing Opportunity.

Franklin, Michigan

ShopProp

Market Snapshot

Value and Price Changes

	Current	Last Month	Last 3 Months	Last 12 Months	Last 24 Months	Last 36 Months
Median Est. Property Value Last Updated: 10/31/2026	$957,160	$967,250 -1.04%	$982,400 -2.57%	$929,480 +2.98%	$871,210 +9.87%	$855,000 +11.95%
Median Sold Price Last Updated: 10/31/2026	$705,668	$899,500 -21.55%	$950,000 -25.72%	$882,500 -20.04%	$697,500 +1.17%	–
Median List Price Last Updated: 10/31/2026	$974,500	$1,000,000 -2.55%	$945,000 +3.12%	$1,440,000 -32.33%	$1,162,450 -16.17%	$995,000 -2.06%

About this Data: Because some brokerages may choose not to include their MLS listing content within the RPR platform, the analysis contained in this report may not have been created using all the available listing data within this geographical market.
Median estimated property values are generated by a valuation model and are not formal appraisals. Valuations are based on public records and MLS data where licensed. The Metrics displayed here reflect **All Residential Single Family, Condo, Townhouse and Apartment properties** data.

Market Activity

Market Activity Filters

Sort Order: Date
Maximum Properties Per Change Type: 10
Change Types: New Listings, Pending, Closed, Distressed
Property Types: Single Family, Condo/Townhouse/Apt
Property Features: Sale Price: Any, Lease Price: Any, Beds: Any, Baths: Any, Living Area: Any, Lot Size (acre): Any, Year Built: Any

Copyright 2026 Realtors Property Resource® LLC. All Rights Reserved.
Information is not guaranteed. Equal Housing Opportunity.

Franklin, Michigan

Summary

For Sale Activity in the Last 3 Months

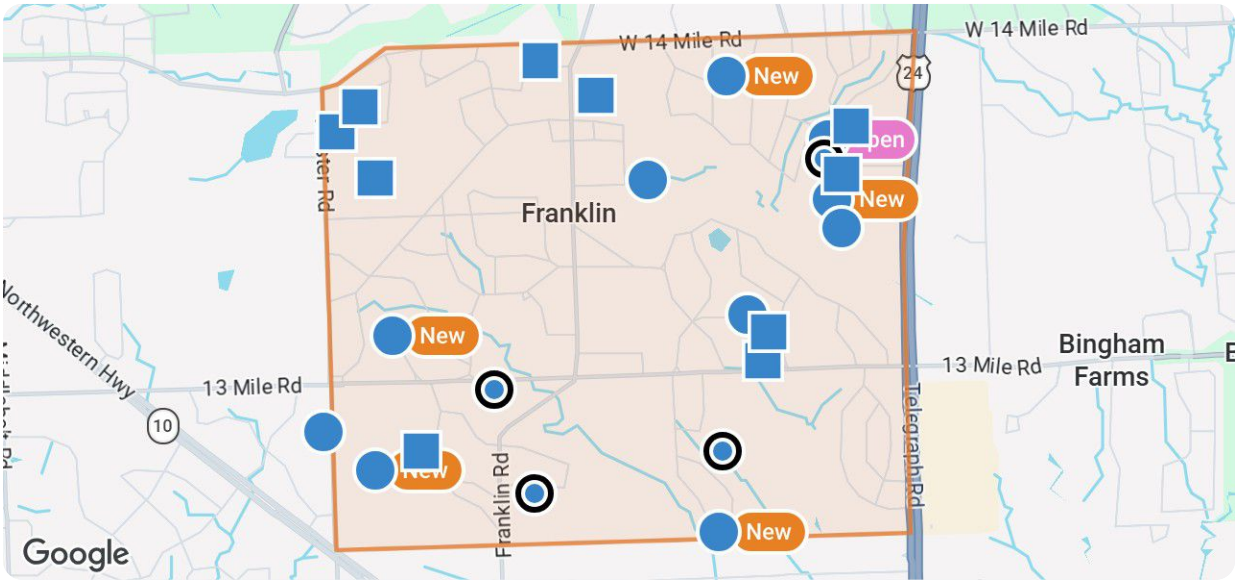

Legend

- For Sale
- For Sale Pending
- Recently Closed
- Distressed

	New	Pending	Closed	Distressed
Number of Properties	10	3	10	1
Lowest Listing Price / Est.Value	$499,000	$799,900	$410,000	$587,510
Median Listing Price / Est.Value	$962,500	$1,000,000	$740,668	$587,510
Highest Listing Price / Est.Value	$4,695,000	$1,050,000	$2,375,000	$587,510
Average Price / sqft	$306	$328	$286	$190
Median Price / sqft	$275	$327	$293	$190
Average Days in RPR	41	92	–	–
Median Days in RPR	42	97	–	–
Total Volume	$14,948,998	$2,849,900	$8,980,336	$587,510
Source	Listings	Listings	Public Records & Listings	Public Records & Listings

Copyright 2026 Realtors Property Resource® LLC. All Rights Reserved.
Information is not guaranteed. Equal Housing Opportunity.

Franklin, Michigan

Market Activity Breakdown

New

Source: Listings

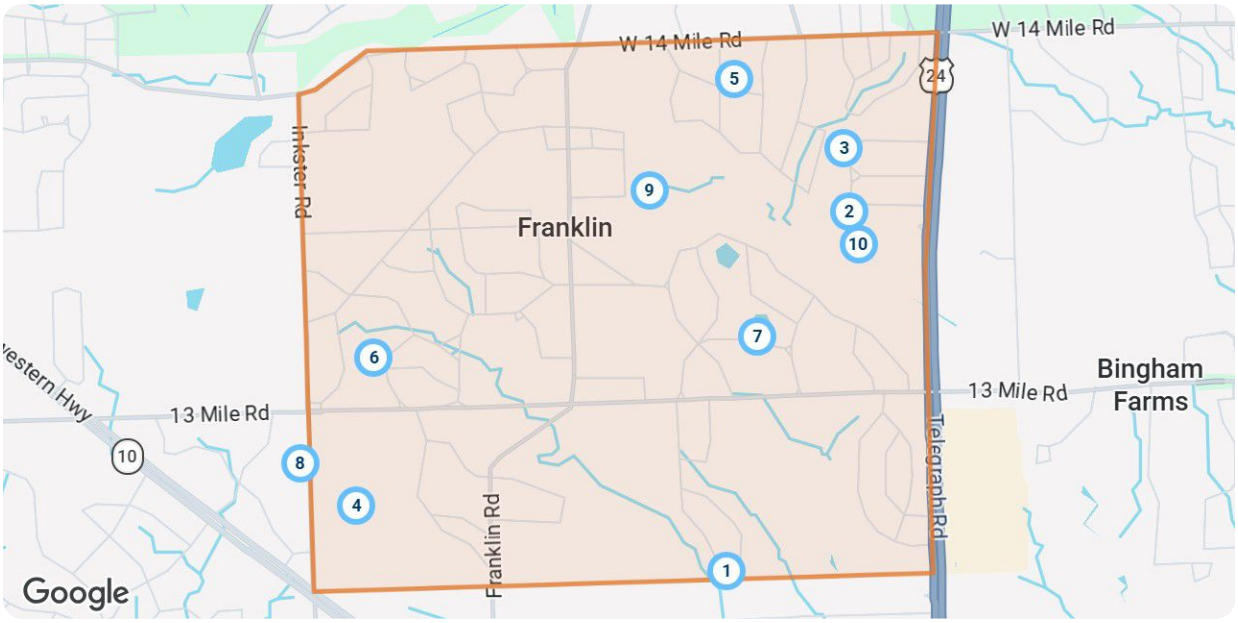

Legend

- Active For Sale
- Active Under Contract

New: 10 properties	Property Type	Beds / Baths	Living Area (sq ft)	Lot Size	Year Built	List Date / Days in RPR	List Price / $ Per Sq Ft
1  **32500 Scenic Ln** **Franklin, MI 48025** MLS ID: 20261085534 Active Under Contract / For Sale *Listing Courtesy of Howard Hanna Birmingham*	Single Family	3/4	4,040	1.06 acres	1980	10/30/2026 24 days	$950,000 $235/sq ft
2  **32725 Wing Lake Rd** **Franklin, MI 48025** MLS ID: 20261088525 Active / For Sale *Listing Courtesy of Century 21 Curran & Oberski*	Single Family	5/4	3,314	1.11 acres	1964	11/15/2026 8 days	$699,999 $211/sq ft
3  **30275 Helmandale Dr** **Franklin, MI 48025** MLS ID: 20261090645 Active / For Sale *Listing Courtesy of Keller Williams HomeTowne*	Single Family	4/3	2,992	0.54 acres	1996	11/11/2026 12 days	$850,000 $284/sq ft
4  **25850 Romany Way** **Franklin, MI 48025** MLS ID: 20261087281 Active / For Sale *Listing Courtesy of Max Broock, REALTORSÂ®-Birmingham*	Single Family	5/6	7,348	1.24 acres	1987	10/28/2026 26 days	$2,950,000 $401/sq ft
5  **30065 Cheviot Hills Dr** **Franklin, MI 48025** MLS ID: 20261079818 Active / For Sale *Listing Courtesy of Max Broock, REALTORS®-Birmingham*	Single Family	4/6	3,679	0.69 acres	1995	10/2/2026 52 days	$975,000 $265/sq ft

Copyright 2026 Realtors Property Resource® LLC. All Rights Reserved.
Information is not guaranteed. Equal Housing Opportunity.

Franklin, Michigan

Shop|Prop

New: 10 properties	Property Type	Beds / Baths	Living Area (sq ft)	Lot Size	Year Built	List Date / Days in RPR	List Price / $ Per Sq Ft
6  **24697 S Cromwell Dr** **Franklin, MI 48025** MLS ID: 26052292 Active / For Sale *Listing Courtesy of Good Company*	Single Family	4/3	2,177	0.73 acres	1960	10/1/2026 53 days	$630,000 $289/sq ft
7  **30525 Rosemond Dr** **Franklin, MI 48025** MLS ID: 20261078615 Active / For Sale *Listing Courtesy of RE/MAX Team 2000*	Single Family	5/5	3,185	1.78 acres	2005	9/30/2026 54 days	$1,599,999 $502/sq ft
8  **31235 Woodside Dr** **Franklin, MI 48025** MLS ID: 20261064009 Active / For Sale *Listing Courtesy of KW Domain*	Single Family	5/8	11,119	1.61 acres	2007	9/9/2026 75 days	$4,695,000 $422/sq ft
9  **25310 Canterbury Rd** **Franklin, MI 48025** MLS ID: 20261072188 Active / For Sale *Listing Courtesy of @properties Christie's Int'l R.E. Birmingham*	Single Family	5/6	4,386	1.62 acres	1966	9/8/2026 76 days	$1,100,000 $251/sq ft
10  **30055 Cheviot Hills Ct** **Franklin, MI 48025** MLS ID: 26056627 Active Under Contract / For Sale *Listing Courtesy of MiTrek Realty LLC*	Single Family	3/3	2,499	0.76 acres	1962	10/23/2026 31 days	$499,000 $200/sq ft

Pending

Source: Listings

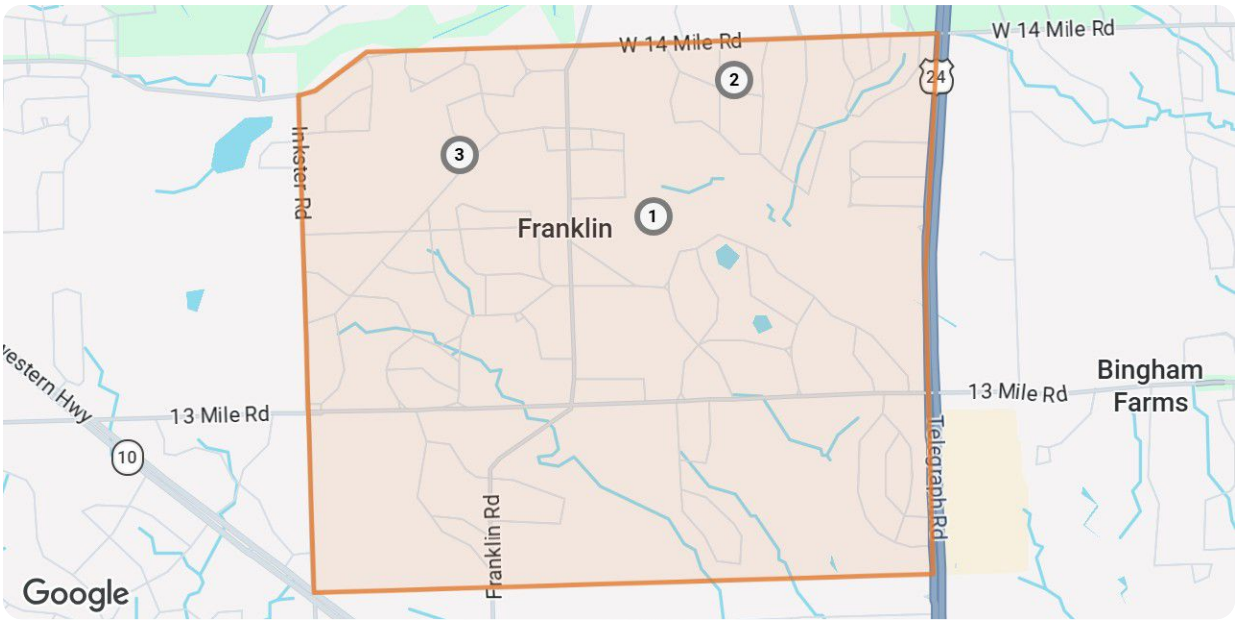

Legend

Pending

Copyright 2026 Realtors Property Resource® LLC. All Rights Reserved.
Information is not guaranteed. Equal Housing Opportunity.

Franklin, Michigan

ShopProp

Pending: 3 properties	Property Type	Beds / Baths	Living Area (sq ft)	Lot Size / Year Built	List Date	List Price / $ Per Sq Ft	Pending Date / Days in RPR
1  **25800 Franklin Park Ct** **Franklin, MI 48025** MLS ID: 26040807 Pending / For Sale *Listing Courtesy of Max Broock, REALTORS® Blmfld H*	Single Family	4/4	3,057	0.83 acres 1961	8/4/2026	$1,000,000 $327/sq ft	11/9/2026 97 days
2  **32820 Whatley Rd** **Franklin, MI 48025** MLS ID: 20261076119 Pending / For Sale *Listing Courtesy of RE/MAX Eclipse Clarkston*	Single Family	5/4	2,613	1.65 acres 1938	9/21/2026	$799,900 $306/sq ft	10/27/2026 36 days
3  **26580 Wellington Rd** **Franklin, MI 48025** MLS ID: 20261026863 Pending / For Sale *Listing Courtesy of Berkshire Hathaway Michigan*	Single Family	3/4	3,000	0.74 acres 1940	5/29/2026	$1,050,000 $350/sq ft	10/18/2026 142 days

Closed

Source: Public Records and Listings

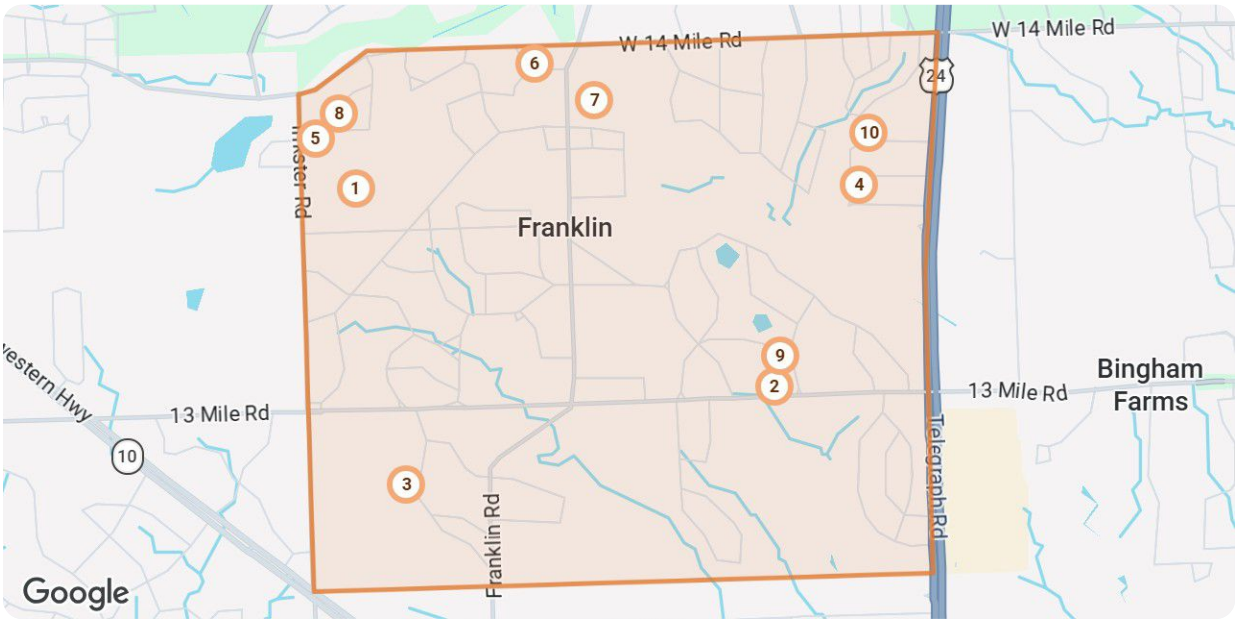

Legend

Closed

Closed: 10 properties	Property Type	Beds / Baths	Living Area (sq ft)	Lot Size / Year Built	Closed Date / Days in RPR	Closed Price / $ Per Sq Ft	List to Sold Price %
1  **32020 Franklin Rd** **Franklin, MI 48025** Closed / Public Record	Single Family	4/5	3,244	3.38 acres 1929	11/6/2026 – days	$750,000 $298/sq ft	–
2  **25933 Hersheyvale Dr** **Franklin, MI 48025** Closed / Public Record	Single Family	4/4	3,193	0.79 acres 1964	11/5/2026 – days	$731,336 $253/sq ft	–

Copyright 2026 Realtors Property Resource® LLC. All Rights Reserved.
Information is not guaranteed. Equal Housing Opportunity.

Franklin, Michigan

Shop|Prop

	Closed: 10 properties	Property Type	Beds / Baths	Living Area (sq ft)	Lot Size / Year Built	Closed Date / Days in RPR	Closed Price / $ Per Sq Ft	List to Sold Price %
3	 **25325 Devon Ln** **Franklin, MI 48025** Closed / Public Record	Single Family	5/5	5,765	1.92 acres 1966	10/30/2026 – days	$2,375,000 $447/sq ft	–
4	 **25461 Tweed Dr** **Franklin, MI 48025** Closed / Public Record	Single Family	4/4	3,789	0.71 acres 1959	10/28/2026 – days	$680,000 $178/sq ft	–
5	 **24880 N Cromwell Dr** **Franklin, MI 48025** Closed / Public Record	Single Family	3/2	1,760	0.65 acres 1953	10/15/2026 – days	$410,000 $229/sq ft	–
6	 **30795 Adair Ct** **Franklin, MI 48025** Closed / Public Record	Single Family	6/4	2,687	1.58 acres 1957	10/7/2026 – days	$900,000 $326/sq ft	–
7	 **27310 Crestwood Dr** **Franklin, MI 48025** Closed / Public Record	Single Family	4/4	2,728	1.14 acres 1942	10/6/2026 – days	$899,000 $319/sq ft	–
8	 **26091 German Mill Rd** **Franklin, MI 48025** Closed / Public Record	Single Family	3/2	1,931	8,712 sqft 1900	10/5/2026 – days	$620,000 $313/sq ft	–
9	 **27261 Apple Tree Ln** **Franklin, MI 48025** Closed / Public Record	Single Family	4/3	3,067	0.3 acres 1998	10/2/2026 – days	$965,000 $313/sq ft	–
10	 **32750 Romsey Rd** **Franklin, MI 48025** Closed / Public Record	Single Family	3/2	2,398	1.09 acres 1956	9/29/2026 – days	$650,000 $264/sq ft	–

Copyright 2026 Realtors Property Resource® LLC. All Rights Reserved.
Information is not guaranteed. Equal Housing Opportunity.

Franklin, Michigan

Shop|Prop

Distressed

Source: Public Records and Listings



Legend

Off Market, Hold, Withdrawn, Expired, or Canceled

Distressed: 1 properties	Property Type	Beds / Baths	Living Area (sq ft)	Lot Size / Year Built	List Date / Days in RPR	List Price / $ Per Sq Ft	Distressed Date / Type
1  **30670 Rushmore Cir Franklin, MI 48025** Off Market / Public Record	Single Family	3/3	3,085	0.58 acres 1954	– – days	– $190/sq ft	10/13/2026 Notice of Foreclosure Sale

Copyright 2026 Realtors Property Resource® LLC. All Rights Reserved.
Information is not guaranteed. Equal Housing Opportunity.

Franklin, Michigan

Shop|Prop

Summary

For Lease Activity in the Last 3 Months

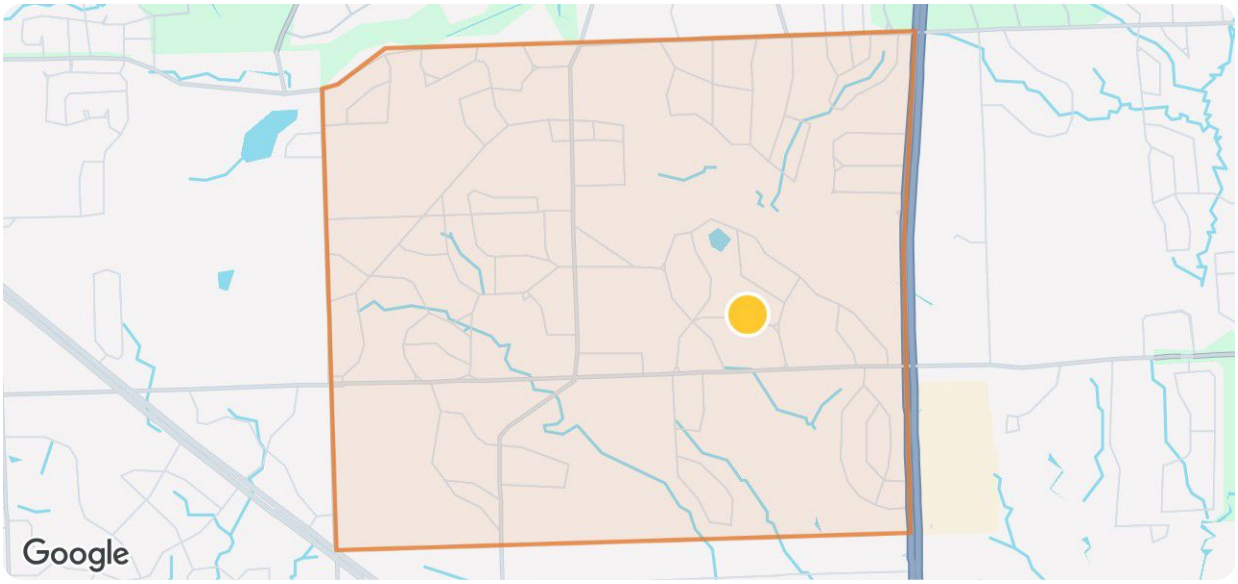

Legend

- For Lease
- Distressed

	New	Distressed
Number of Properties	1	1
Lowest Listing Price / Est.Value	$7,000	$587,510
Median Listing Price / Est.Value	$7,000	$587,510
Highest Listing Price / Est.Value	$7,000	$587,510
Average Price / sqft	$2	$190
Median Price / sqft	$2	$190
Average Days in RPR	82	–
Median Days in RPR	82	–
Total Volume	$7,000	$587,510
Source	Listings	Public Records & Listings

Copyright 2026 Realtors Property Resource® LLC. All Rights Reserved.
Information is not guaranteed. Equal Housing Opportunity.

Franklin, Michigan

Market Activity Breakdown

New

Source: Listings



Legend

Active For Lease

New: 1 properties	Property Type	Beds / Baths	Living Area (sq ft)	Lot Size	Year Built	List Date / Days in RPR	List Price / $ Per Sq Ft
1  **25310 Canterbury Rd** **Franklin, MI 48025** MLS ID: 20261070337 Active / For Lease	Single Family	5/6	4,386	1.62 acres	1966	9/2/2026 82 days	$7,000 mo. $2/sq ft

Courtesy of @properties Christie's Int'l R.E. Birmingham

Copyright 2026 Realtors Property Resource® LLC. All Rights Reserved.
Information is not guaranteed. Equal Housing Opportunity.

Franklin, Michigan

Shop|Prop

Distressed

Source: Public Records and Listings



Legend

Off Market, Hold, Withdrawn, Expired, or Canceled

	Distressed: 1 properties	Property Type	Beds / Baths	Living Area (sq ft)	Lot Size / Year Built	List Date / Days in RPR	List Price / $ Per Sq Ft	Distressed Date / Type
1	 **30670 Rushmore Cir** **Franklin, MI 48025** Off Market / Public Record	Single Family	3/3	3,085	0.58 acres 1954	– – days	– $190/sq ft	10/13/2026 Notice of Foreclosure Sale

About RPR

- RPR® is the nation's largest property database, exclusively for REALTORS®. It empowers REALTORS® to help buyers and sellers make informed decisions, backed by a real estate database covering more than 160 million residential and commercial properties in the United States.
- RPR is a wholly owned subsidiary of the National Association of REALTORS® and a member benefit to REALTORS®.
- RPR's data sources range from MLSs and county-level tax and assessment offices, to the U.S. Census and FEMA, to specialty data set providers such as Esri (consumer data), Niche (school information) and Precisely (geographic boundaries).

Learn More

For more information about RPR, please visit RPR's public website: **https://blog.narrpr.com**

NATIONAL ASSOCIATION OF REALTORS® | RPR®

Copyright 2026 Realtors Property Resource® LLC. All Rights Reserved.
Information is not guaranteed. Equal Housing Opportunity.