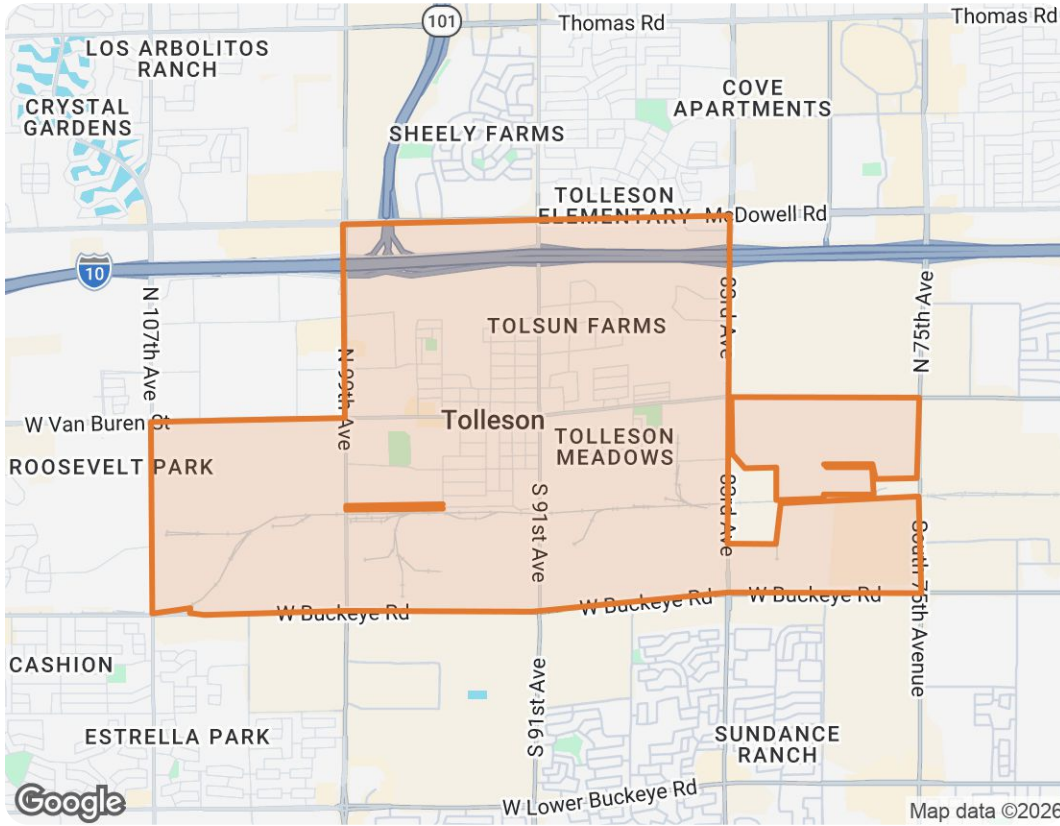


Tolleson, Arizona



The biggest buyer rebates and lowest selling fees in real estate – without sacrificing full-service support, 7 days a week.

ShopProp Licensed CA, WA, HI, AZ, MI, TX, VA, CO

📞 Office (888) 821-0556

✉️ team@shopprop.com

🌐 www.shopprop.com

Shop|Prop

ShopProp Inc.

Tolleson, Arizona

Market Trends

Market Trends for Tolleson, Arizona

Single Family + Condo/Townhouse/Apt.

May 2026

Market Type

Seller's Market

Balanced Market

Buyer's Market

Key Details

<p>Months of Inventory</p> <p>3.21</p> <p>↑ 9.93% MoM</p>	<p>Sold to List Price %</p> <p>99.3%</p> <p>↓ 0.54% MoM</p>	<p>Median Days in RPR</p> <p>64</p> <p>↑ 12.28% MoM</p>	<p>Median Sold Price</p> <p>\$398,900</p> <p>↓ 7.5% MoM</p>
--	--	--	--

May 2026 Median Estimated Property Value

Single Family + Condo/Townhouse/Apt.

This graphic displays property estimates for a market area and a subject property, where one has been selected. Estimated property values are generated by a valuation model and are not formal appraisals.

Source: Public records, and MLS sources where licensed

Update Frequency: Monthly

Median Estimated Value

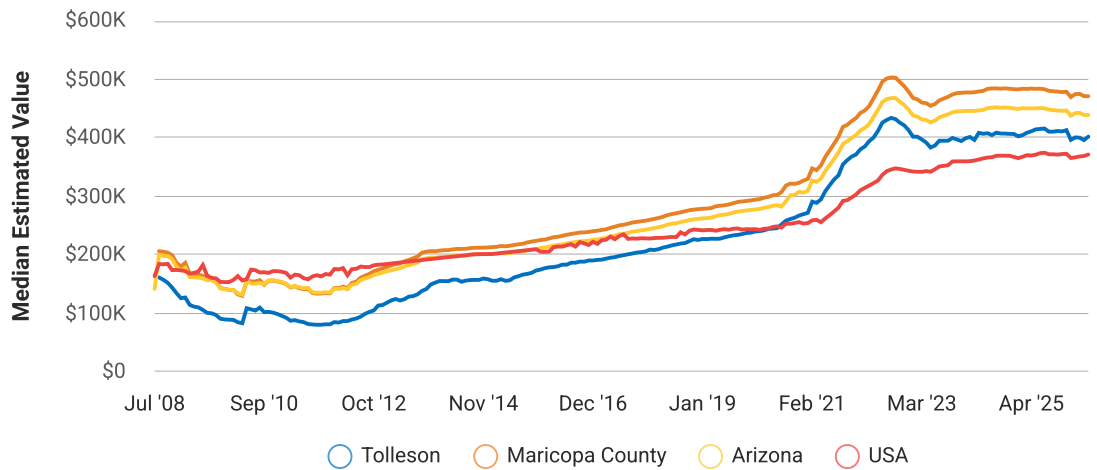
\$402,160

Last Month Change

+1.5%

12 Month Change

-3%



Tolleson, Arizona

May 2026 Active Listings

Tolleson, Arizona

Single Family + Condo/Townhouse/Apt.

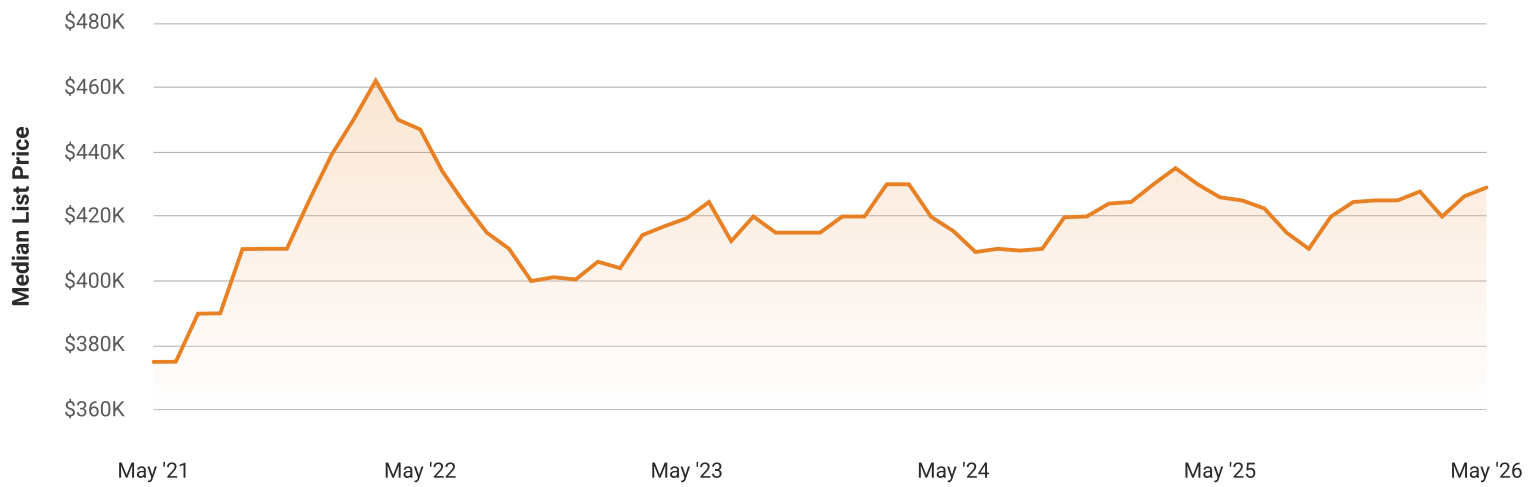
This graphic summarizes key statistics for properties that were in an active status on the last day of each month. RPR uses list date and a derived pending date to determine if the listing was active on the last day of the month. An end-of-month snapshot of active listings helps to understand inventory levels, price points and duration on the market.

Source: Listing sources

Update Frequency: Monthly

Median List Price - \$429,000

↑ 0.6% Month over Month



Tolleson, Arizona

May 2026 Sold Listings

Tolleson, Arizona

Single Family + Condo/Townhouse/Apt.

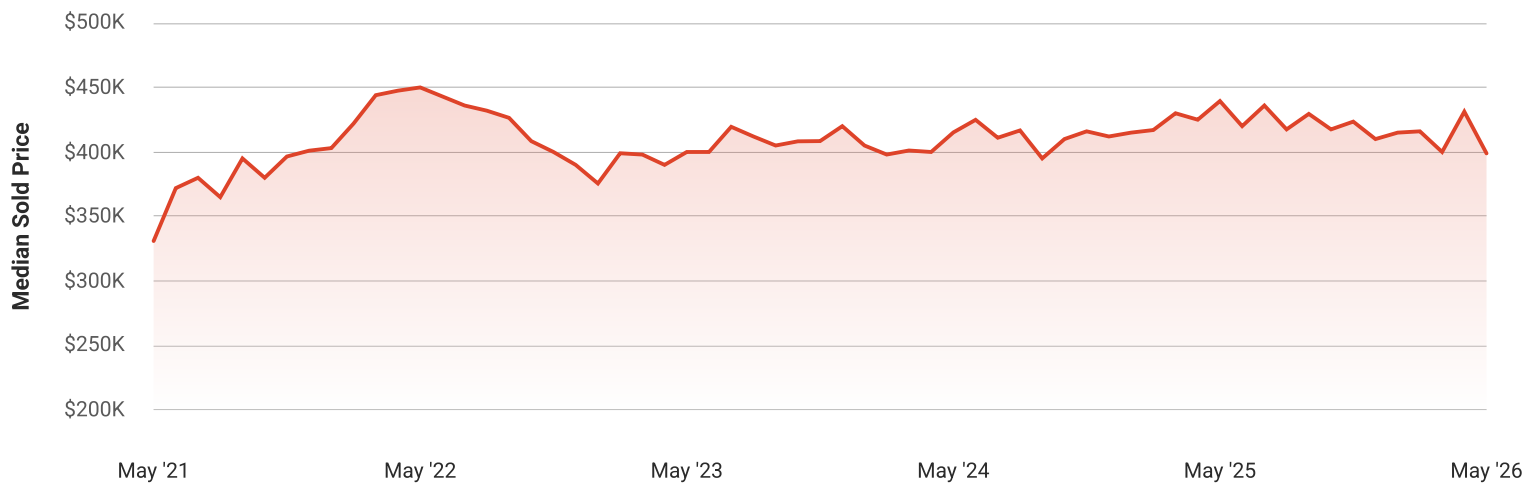
This graphic summarizes key statistics for properties that sold each month. RPR uses a derived sold date to determine when a property moved into a sold status within the given month. These statistics are important for understanding the price points on sold properties as well as the difference between the list price and sold price, which reveals whether buyers are paying over or under the asking price.

Source: Listing sources

Update Frequency: Monthly

Median Sold Price - \$398,900

↓ 7.5% Month over Month



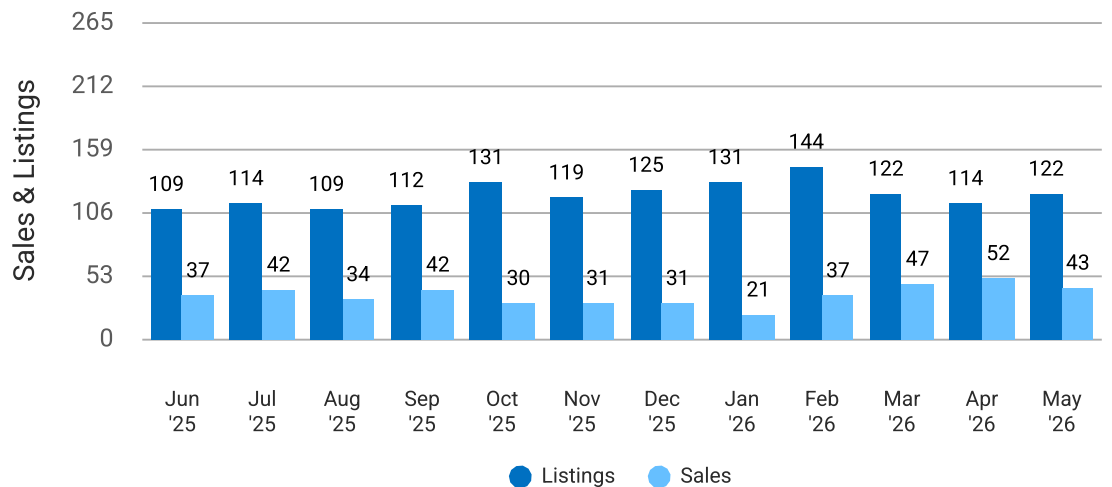
Total Sales and Active Listings in Tolleson, Arizona

Single Family + Condo/Townhouse/Apt.

This graph compares the number of sales with the number of active listings in the local market.

Source: MLS data where licensed

Update Frequency: Monthly



Tolleson, Arizona

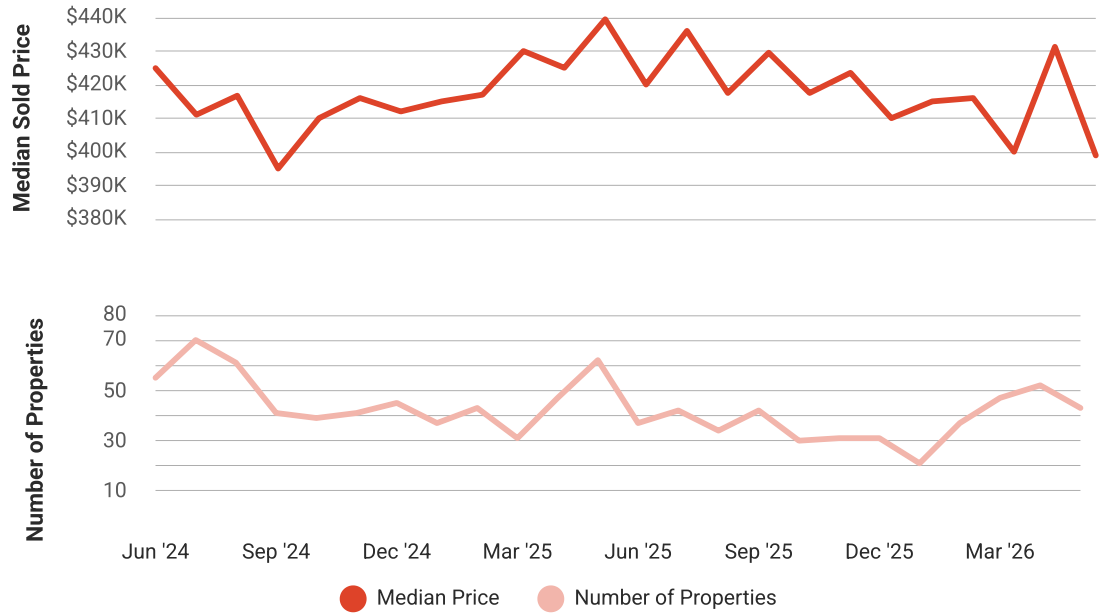
Median Sold Price vs Sold Listings in Tolleson, Arizona

Single Family + Condo/Townhouse/Apt.

This chart compares the trend of median sold price and number of sold listings for the given location.

Source: Listing Data

Update Frequency: Monthly



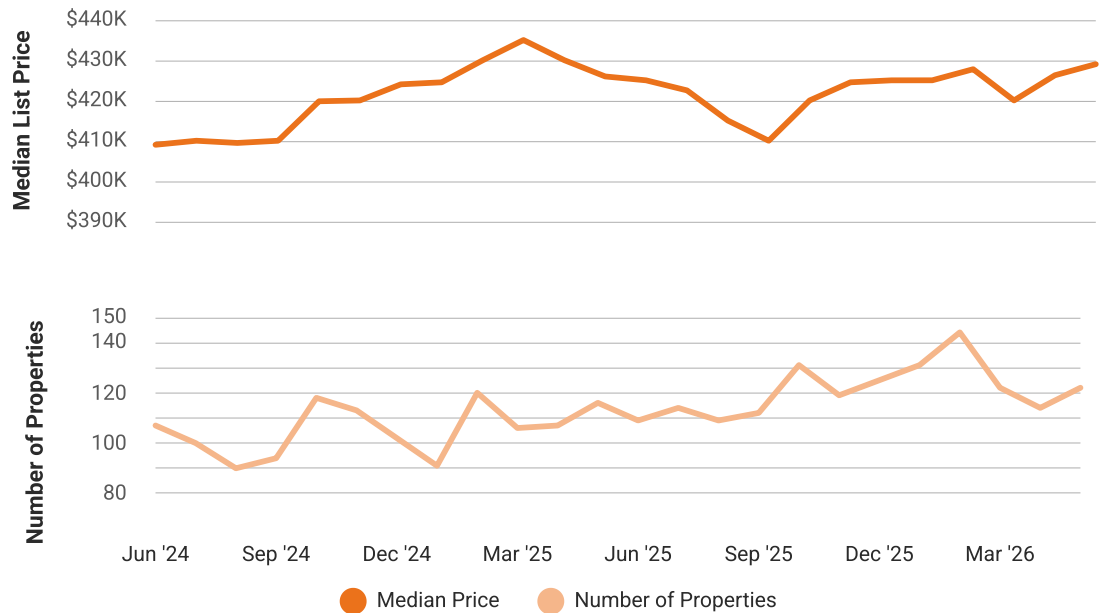
Median List Price vs Active Listings in Tolleson, Arizona

Single Family + Condo/Townhouse/Apt.

This chart compares the trend of median list price and number of active properties for the given location.

Source: Listing Data

Update Frequency: Monthly



Tolleson, Arizona

Market Snapshot

Value and Price Changes

	Current	Last Month	Last 3 Months	Last 12 Months	Last 24 Months	Last 36 Months
Median Est. Property Value Last Updated: 5/31/2026	\$402,160	\$396,150 +1.52%	\$400,740 +0.35%	\$414,480 -2.97%	\$406,940 -1.17%	\$383,440 +4.88%
Median Sold Price Last Updated: 5/31/2026	\$398,900	\$431,245 -7.5%	\$415,990 -4.11%	\$439,445 -9.23%	\$415,152 -3.91%	\$399,990 -0.27%
Median List Price Last Updated: 5/31/2026	\$429,000	\$426,250 +0.65%	\$427,750 +0.29%	\$425,952 +0.72%	\$415,495 +3.25%	\$419,495 +2.27%

About this Data: Because some brokerages may choose not to include their MLS listing content within the RPR platform, the analysis contained in this report may not have been created using all the available listing data within this geographical market. Median estimated property values are generated by a valuation model and are not formal appraisals. Valuations are based on public records and MLS data where licensed. The Metrics displayed here reflect **All Residential Single Family, Condo, Townhouse and Apartment properties** data.

Market Activity

Market Activity Filters

Sort Order: Date

Maximum Properties Per Change Type: 10

Change Types: New Listings, Pending, Closed, Distressed

Property Types: Single Family, Condo/Townhouse/Apt

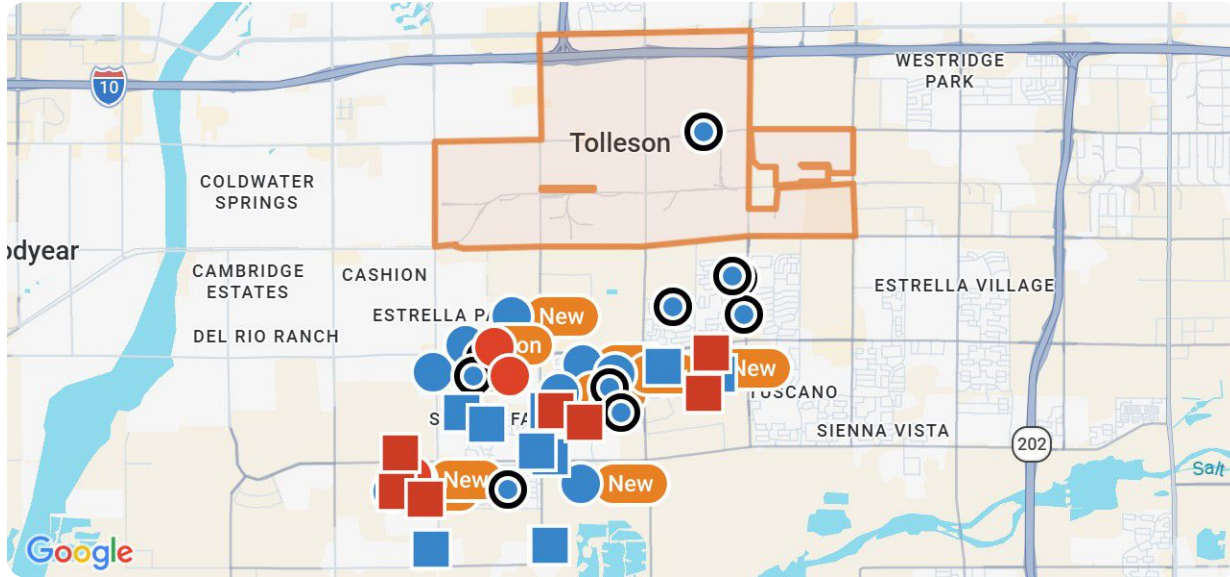
Property Features: Sale Price: Any, Lease Price: Any, Beds: Any, Baths: Any, Living Area: Any, Lot Size (acre): Any, Year Built: Any



Tolleson, Arizona

Summary

For Sale Activity in the Last 3 Months

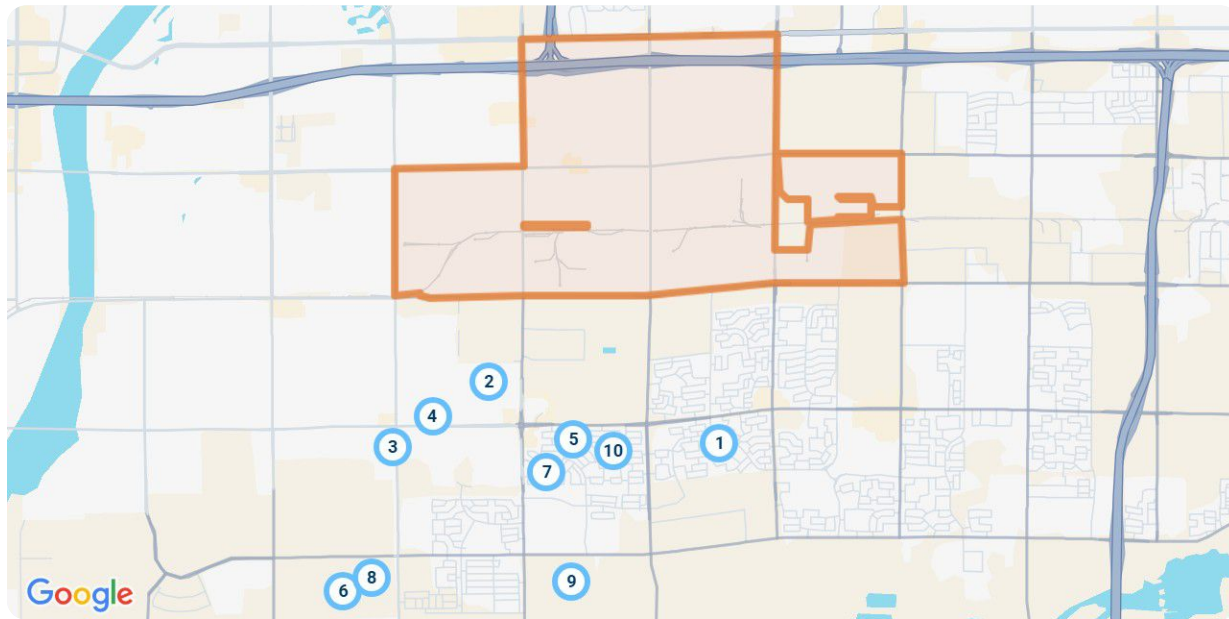


	New	Pending	Closed	Distressed
Number of Properties	10	10	10	10
Lowest Listing Price / Est.Value	\$349,900	\$355,000	\$283,975	\$331,680
Median Listing Price / Est.Value	\$397,000	\$371,250	\$460,995	\$380,810
Highest Listing Price / Est.Value	\$489,990	\$484,990	\$510,000	\$599,900
Average Price / sqft	\$219	\$210	\$207	\$240
Median Price / sqft	\$224	\$216	\$210	\$232
Average Days in RPR	2	76	61	147
Median Days in RPR	1	43	67	160
Total Volume	\$4,053,680	\$3,976,380	\$4,278,445	\$4,033,719
Source	Listings	Listings	Public Records & Listings	Public Records & Listings

Market Activity Breakdown

New

Source: Listings



Legend

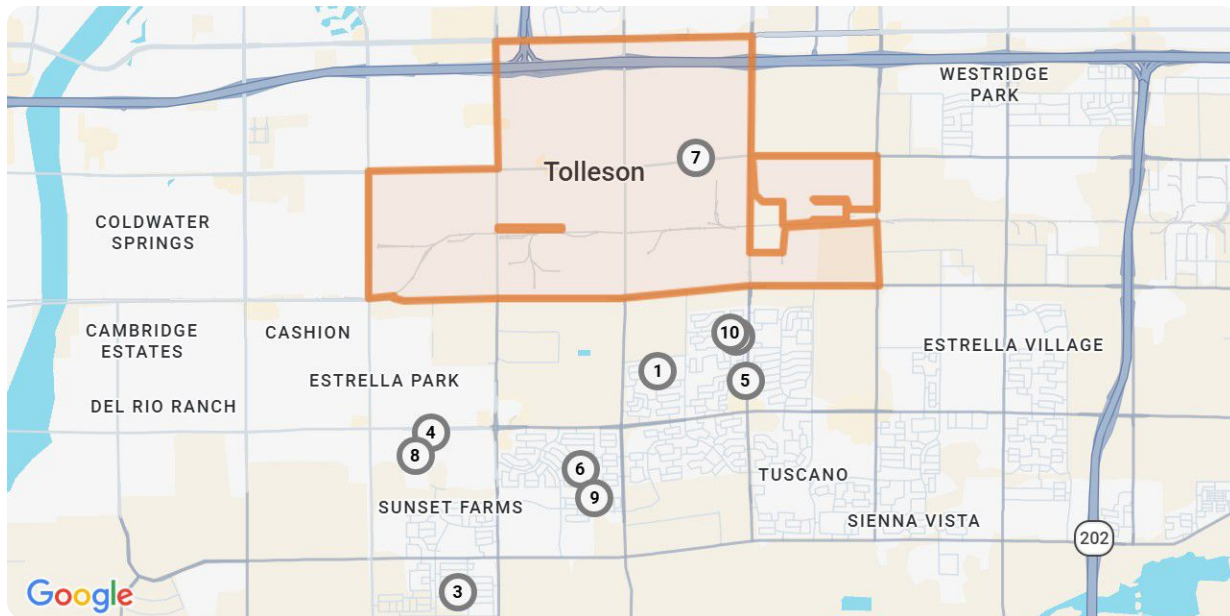
● Active For Sale

New: 10 properties		Property Type	Beds / Baths	Living Area (sq ft)	Lot Size	Year Built	List Date / Days in RPR	List Price / \$ Per Sq Ft
1	 <p>4210 S 94th Dr Tolleson, AZ 85353 MLS ID: 7038264 ● Active / For Sale <i>Listing Courtesy of Realty One Group</i></p>	Single Family	5/3	1,954	8,229 sqft	2023	6/5/2026 1 day	\$435,000 \$223/sq ft
2	 <p>8415 W Albeniz Pl Tolleson, AZ 85353 MLS ID: 7038047 ● Active / For Sale <i>Listing Courtesy of A.z. & Associates</i></p>	Single Family	3/2	1,849	5,175 sqft	2023	6/5/2026 1 day	\$399,000 \$216/sq ft
3	 <p>9520 W Gaby Rd Tolleson, AZ 85353 MLS ID: 7038203 ● Active / For Sale <i>Listing Courtesy of Compass</i></p>	Single Family	3/2	1,949	6,000 sqft	2026	6/5/2026 1 day	\$439,990 \$226/sq ft
4	 <p>9536 W Gaby Rd Tolleson, AZ 85353 MLS ID: 7038174 ● Active / For Sale <i>Listing Courtesy of Compass</i></p>	Single Family	4/3	2,153	6,000 sqft	2026	6/5/2026 1 day	\$489,990 \$228/sq ft
5	 <p>10429 W Hammond Ln Tolleson, AZ 85353 MLS ID: 7037837 ● Active / For Sale <i>Listing Courtesy of Coldwell Banker Realty</i></p>	Single Family	5/3	2,230	4,950 sqft	2009	6/5/2026 1 day	\$429,900 \$193/sq ft

New: 10 properties		Property Type	Beds / Baths	Living Area (sq ft)	Lot Size	Year Built	List Date / Days in RPR	List Price / \$ Per Sq Ft
	10106 W Wier Ave Tolleson, AZ 85353 MLS ID: 7038090 ● Active / For Sale <i>Listing Courtesy of My Home Group Real Estate</i>	Single Family	3/2	1,809	8,146 sqft	2009	6/5/2026 1 day	\$374,900 \$207/sq ft
	8613 W Crown King Rd Tolleson, AZ 85353 MLS ID: 7037645 ● Active / For Sale <i>Listing Courtesy of West Usa Realty</i>	Single Family	4/2	1,602	5,386 sqft	2005	6/4/2026 2 days	\$365,000 \$228/sq ft
	10617 W Pima St Tolleson, AZ 85353 MLS ID: 7037578 ● Active / For Sale <i>Listing Courtesy of Exp Realty</i>	Single Family	4/2	1,550	5,750 sqft	2004	6/4/2026 2 days	\$375,000 \$242/sq ft
	10021 W Williams St Tolleson, AZ 85353 MLS ID: 7037954 ● Active / For Sale <i>Listing Courtesy of Real Broker</i>	Single Family	4/3	2,056	2,721 sqft	2005	6/4/2026 2 days	\$349,900 \$170/sq ft
	8825 W Albeniz Pl Tolleson, AZ 85353 MLS ID: 7037932 ● Active / For Sale <i>Listing Courtesy of Exp Realty</i>	Single Family	3/2	1,529	4,675 sqft	2024	6/3/2026 3 days	\$395,000 \$258/sq ft











Pending

Source: Listings



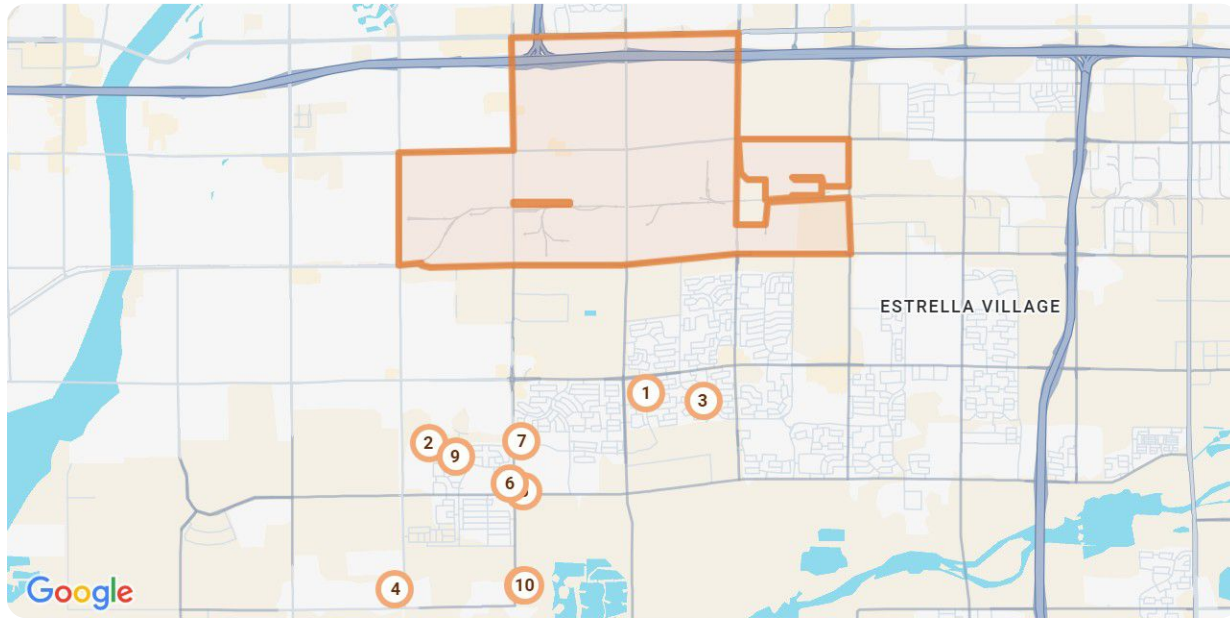
Legend

● Pending

Pending: 10 properties		Property Type	Beds / Baths	Living Area (sq ft)	Lot Size / Year Built	List Date	List Price / \$ Per Sq Ft	Pending Date / Days in RPR
1	 <p>9323 W Kingman St Tolleson, AZ 85353 MLS ID: 7018730 ● Pending / For Sale</p> <p><i>Listing Courtesy of Realty One Group</i></p>	Single Family	3/2	1,524	5,500 sqft 2006	4/24/2026	\$374,000 \$245/sq ft	6/6/2026 43 days
2	 <p>10240 W Flavia Hvn Tolleson, AZ 85353 MLS ID: 7026284 ● Pending / For Sale</p> <p><i>Listing Courtesy of Delex Realty</i></p>	Single Family	5/3	2,322	5,366 sqft 2007	5/9/2026	\$429,000 \$185/sq ft	6/1/2026 23 days
3	 <p>10205 W Florence Ave Tolleson, AZ 85353 MLS ID: 6988904 ● Pending / For Sale</p> <p><i>Listing Courtesy of Retsy</i></p>	Single Family	3/2	1,751	8,325 sqft 2002	2/20/2026	\$368,500 \$210/sq ft	6/1/2026 101 days
4	 <p>9517 W Illini St Tolleson, AZ 85353 MLS ID: 6956611 ● Pending / For Sale</p> <p><i>Listing Courtesy of Phoenix Real Estate Brokers</i></p>	Single Family	5/5	3,131	5,175 sqft 2022	12/11/2025	\$410,000 \$131/sq ft	6/1/2026 172 days
5	 <p>10830 W Marguerite Ave Tolleson, AZ 85353 MLS ID: 6935924 ● Pending / For Sale</p> <p><i>Listing Courtesy of Vylla Home</i></p>	Single Family	4/2	1,499	5,768 sqft 2023	10/19/2025	\$360,000 \$240/sq ft	6/1/2026 225 days
6	 <p>8333 W Hughes Dr Tolleson, AZ 85353 MLS ID: 7028809 ● Pending / For Sale</p> <p><i>Listing Courtesy of Keller Williams Arizona Realty</i></p>	Single Family	3/3	1,718	4,500 sqft 2001	5/15/2026	\$360,000 \$210/sq ft	5/30/2026 15 days
7	 <p>9548 W Gaby Rd Tolleson, AZ 85353 MLS ID: 7015945 ● Pending / For Sale</p> <p><i>Listing Courtesy of Compass</i></p>	Single Family	4/3	2,153	6,000 sqft 2026	4/17/2026	\$474,990 \$221/sq ft	5/29/2026 42 days
8	 <p>9618 W Gaby Rd Tolleson, AZ 85353 MLS ID: 6987027 ● Pending / For Sale</p> <p><i>Listing Courtesy of Compass</i></p>	Single Family	4/3	2,150	6,000 sqft 2026	2/19/2026	\$484,990 \$226/sq ft	5/29/2026 99 days
9	 <p>10035 W Hess St Tolleson, AZ 85353 MLS ID: 7030269 ● Pending / For Sale</p> <p><i>Listing Courtesy of Real Broker</i></p>	Single Family	3/2	1,869	4,950 sqft 2007	5/18/2026	\$359,900 \$193/sq ft	5/29/2026 11 days
10	 <p>2219 S 101st Dr Tolleson, AZ 85353 MLS ID: 7021236 ● Pending / For Sale</p> <p><i>Listing Courtesy of Atlas Az, Llc</i></p>	Single Family	3/2	1,475	5,366 sqft 2010	4/30/2026	\$355,000 \$241/sq ft	5/28/2026 28 days

Closed

Source: Public Records and Listings



Legend

● Closed

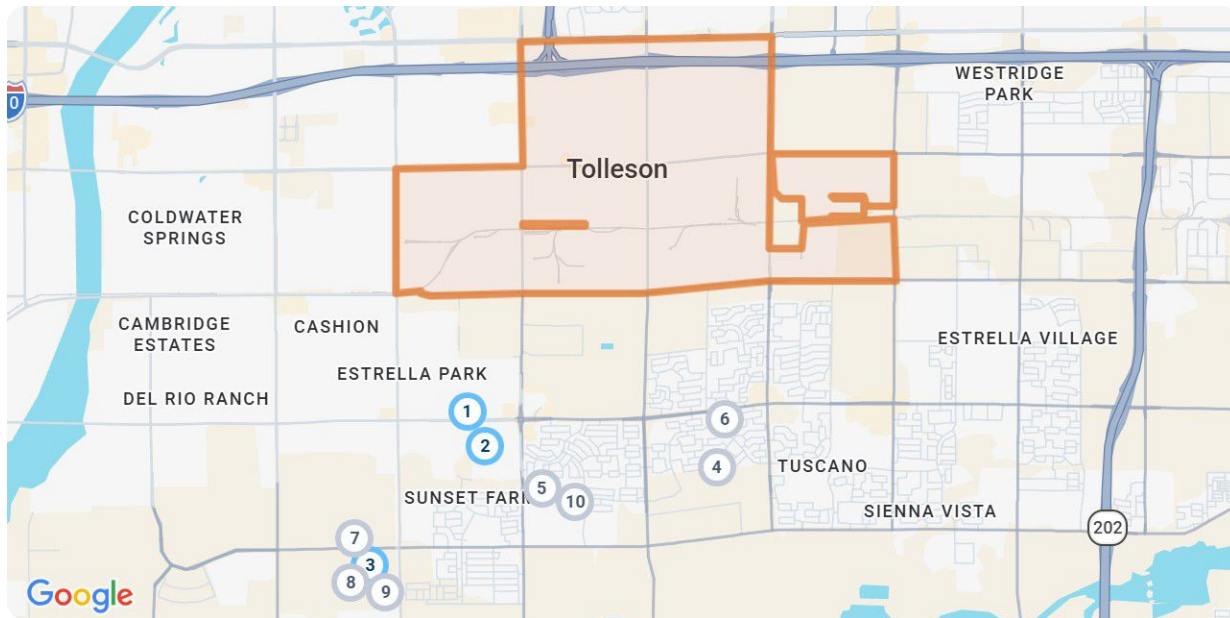
Closed: 10 properties		Property Type	Beds / Baths	Living Area (sq ft)	Lot Size / Year Built	Closed Date / Days in RPR	Closed Price / \$ Per Sq Ft	List to Sold Price %
1	 <p>9622 W Gaby Rd Tolleson, AZ 85353 MLS ID: 6997679 ■ Closed / For Sale <i>Courtesy of Compass</i></p>	Single Family	3/2	1,779	6,000 sqft 2026	6/4/2026 35 days	\$459,990 \$259/sq ft	-
2	 <p>3610 S 92nd Ln Tolleson, AZ 85353 MLS ID: 7002964 ■ Closed / For Sale <i>Courtesy of Pak Home Realty</i></p>	Single Family	4/2	1,700	5,591 sqft 2006	6/2/2026 71 days	\$345,000 \$203/sq ft	↓ 4.14%
3	 <p>3042 S 101st Ln Tolleson, AZ 85353 MLS ID: 7002649 ■ Closed / For Sale <i>Courtesy of My Home Group Real Estate</i></p>	Single Family	4/3	1,474	2,977 sqft 2005	6/1/2026 70 days	\$283,975 \$193/sq ft	↑ 1.42%
4	 <p>10426 W Crown King Rd Tolleson, AZ 85353 MLS ID: 6954478 ■ Closed / For Sale <i>Courtesy of Exp Realty</i></p>	Single Family	4/3	3,021	5,820 sqft 2019	6/1/2026 144 days	\$435,000 \$144/sq ft	↑ 0.02%
5	 <p>2825 S 103rd Dr Tolleson, AZ 85353 MLS ID: 6989145 ■ Closed / For Sale <i>Courtesy of Homesmart</i></p>	Single Family	4/3	3,021	9,471 sqft 2020	5/29/2026 63 days	\$485,000 \$161/sq ft	↑ 1.06%

Tolleson, Arizona

Closed: 10 properties		Property Type	Beds / Baths	Living Area (sq ft)	Lot Size / Year Built	Closed Date / Days in RPR	Closed Price / \$ Per Sq Ft	List to Sold Price %
	 <p>3641 S 98th Gln Tolleson, AZ 85353 MLS ID: 6980343 Closed / For Sale</p> <p><i>Courtesy of Compass</i></p>	Single Family	5/3	2,688	4,954 sqft 2025	5/29/2026 78 days	\$479,990 \$179/sq ft	-
	 <p>9626 W Gaby Rd Tolleson, AZ 85353 MLS ID: 6987016 Closed / For Sale</p> <p><i>Courtesy of Compass</i></p>	Single Family	3/3	1,949	6,000 sqft 2026	5/29/2026 61 days	\$474,990 \$244/sq ft	-
	 <p>9356 W Pioneer St Tolleson, AZ 85353 MLS ID: 7018606 Closed / For Sale</p> <p><i>Courtesy of Homesmart</i></p>	Single Family	4/3	2,138	6,138 sqft 2005	5/29/2026 5 days	\$462,000 \$216/sq ft	-
	 <p>9417 W Pioneer St Tolleson, AZ 85353 MLS ID: 6984969 Closed / For Sale</p> <p><i>Courtesy of Dpr Realty Llc</i></p>	Single Family	4/3	2,348	8,344 sqft 2005	5/29/2026 73 days	\$510,000 \$217/sq ft	↓ 1.92%
	 <p>10204 W Preston Ln Tolleson, AZ 85353 MLS ID: 7017664 Closed / For Sale</p> <p><i>Courtesy of Cornerstone Property Services</i></p>	Single Family	3/2	1,331	4,950 sqft 2007	5/29/2026 14 days	\$342,500 \$257/sq ft	-

Distressed











Source: Public Records and Listings



Legend

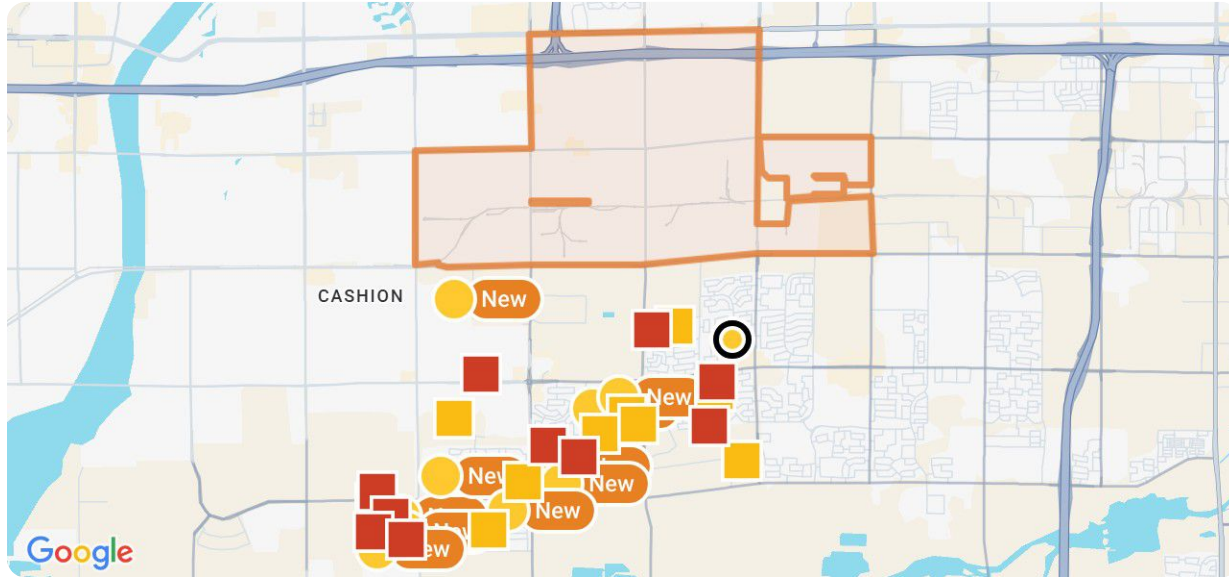
- Active For Sale
- Pending
- Off Market, Hold, Withdrawn, Expired, or Canceled



Distressed: 10 properties		Property Type	Beds / Baths	Living Area (sq ft)	Lot Size / Year Built	List Date / Days in RPR	List Price / \$ Per Sq Ft	Distressed Date / Type
1	 <p>10830 W Marguerite Ave Tolleson, AZ 85353 MLS ID: 6935924 ● Pending / For Sale</p> <p><i>Listing Courtesy of Vylla Home</i></p>	Single Family	4/2	1,499	5,768 sqft 2023	10/19/2025 225 days	\$360,000 \$240/sq ft	3/20/2026 Notice of Trustee Sale
2	 <p>10232 W Preston Ln Tolleson, AZ 85353 MLS ID: 7011063 ● Pending / For Sale</p> <p><i>Listing Courtesy of My Home Group Real Estate</i></p>	Single Family	3/2	1,522	4,950 sqft 2007	4/3/2026 44 days	\$369,999 \$243/sq ft	3/20/2026 Pre-Foreclosure
3	 <p>9432 W Atlantis Way Tolleson, AZ 85353 MLS ID: 6980042 ● Active / For Sale</p> <p><i>Listing Courtesy of My Home Group Real Estate</i></p>	Single Family	3/2	1,401	7,921 sqft 2023	2/5/2026 121 days	\$369,900 \$264/sq ft	5/4/2026 Notice of Trustee Sale
4	 <p>10737 W Pecan Rd Tolleson, AZ 85353 MLS ID: 6950056 ● Active / For Sale</p> <p><i>Listing Courtesy of Avenue Home Realty</i></p>	Single Family	3/2	1,608	1.19 acres 1961	11/20/2025 198 days	\$599,900 \$373/sq ft	3/10/2026 Not Applicable / Not Disclosed
5	 <p>8613 W Riley Rd Tolleson, AZ 85353 ● Off Market / Public Record</p>	Single Family	-/3	2,145	5,426 sqft 2005	- - days	- \$183/sq ft	3/23/2026 Notice of Rescission
6	 <p>4131 S 105th Ln Tolleson, AZ 85353 ● Off Market / Public Record</p>	Single Family	-/2	1,896	5,175 sqft 2023	- - days	- \$224/sq ft	5/4/2026 Notice of Trustee Sale
7	 <p>10034 W Hammond Ln Tolleson, AZ 85353 ● Off Market / Public Record</p>	Single Family	-/4	2,322	4,950 sqft 2007	- - days	- \$189/sq ft	5/11/2026 Notice of Rescission
8	 <p>12156 W Florence St Tolleson, AZ 85353 ● Off Market / Public Record</p>	Single Family	-/3	1,870	6,545 sqft 2017	- - days	- \$211/sq ft	5/12/2026 Notice of Trustee Sale
9	 <p>9018 W Hilton Ave Tolleson, AZ 85353 ● Off Market / Public Record</p>	Single Family	-/2	1,604	4,950 sqft 2004	- - days	- \$220/sq ft	4/15/2026 Notice of Rescission
10	 <p>8638 W Payson Rd Tolleson, AZ 85353 ● Off Market / Public Record</p>	Single Family	-/2	1,308	4,950 sqft 2006	- - days	- \$254/sq ft	3/10/2026 Notice of Trustee Sale

Summary

For Lease Activity in the Last 3 Months



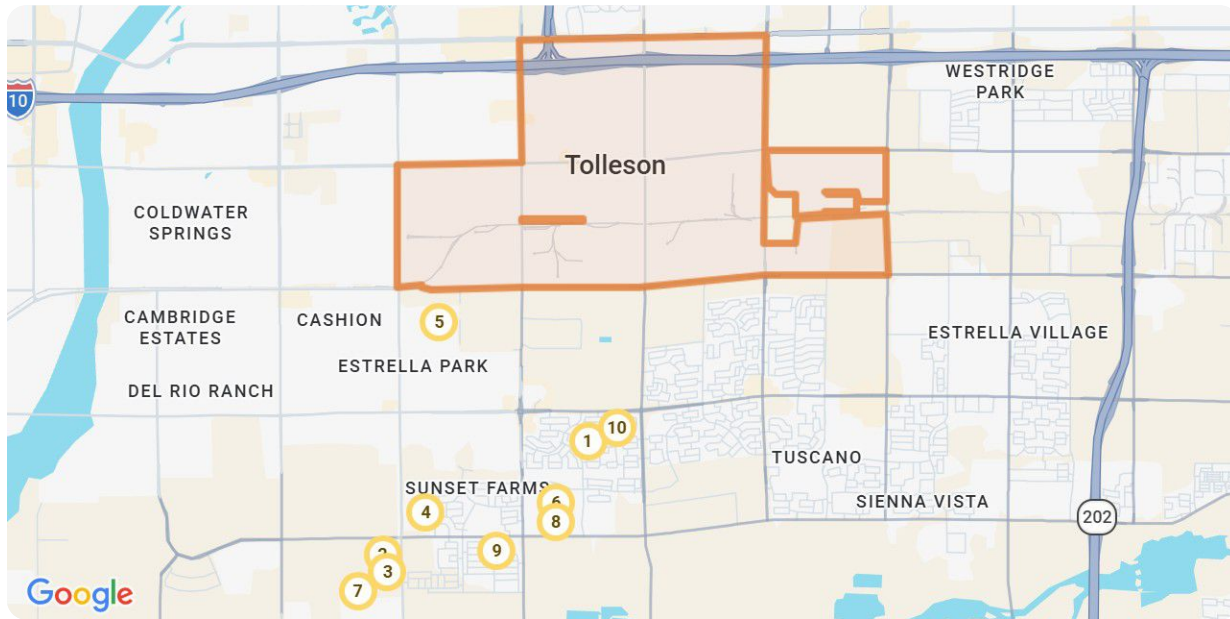
	New	Pending	Closed	Distressed
Number of Properties	10	1	10	10
Lowest Listing Price / Est.Value	\$1,625	\$1,995	\$1,750	\$331,680
Median Listing Price / Est.Value	\$2,210	\$1,995	\$2,030	\$381,575
Highest Listing Price / Est.Value	\$2,750	\$1,995	\$2,400	\$440,340
Average Price / sqft	\$1	\$1	\$1	\$220
Median Price / sqft	\$1	\$1	\$1	\$222
Average Days in RPR	8	97	39	-
Median Days in RPR	7	97	33	-
Total Volume	\$21,919	\$1,995	\$20,515	\$3,875,420
Source	Listings	Listings	Public Records & Listings	Public Records & Listings

Tolleson, Arizona

Market Activity Breakdown

New

Source: Listings



Legend

● Active For Lease

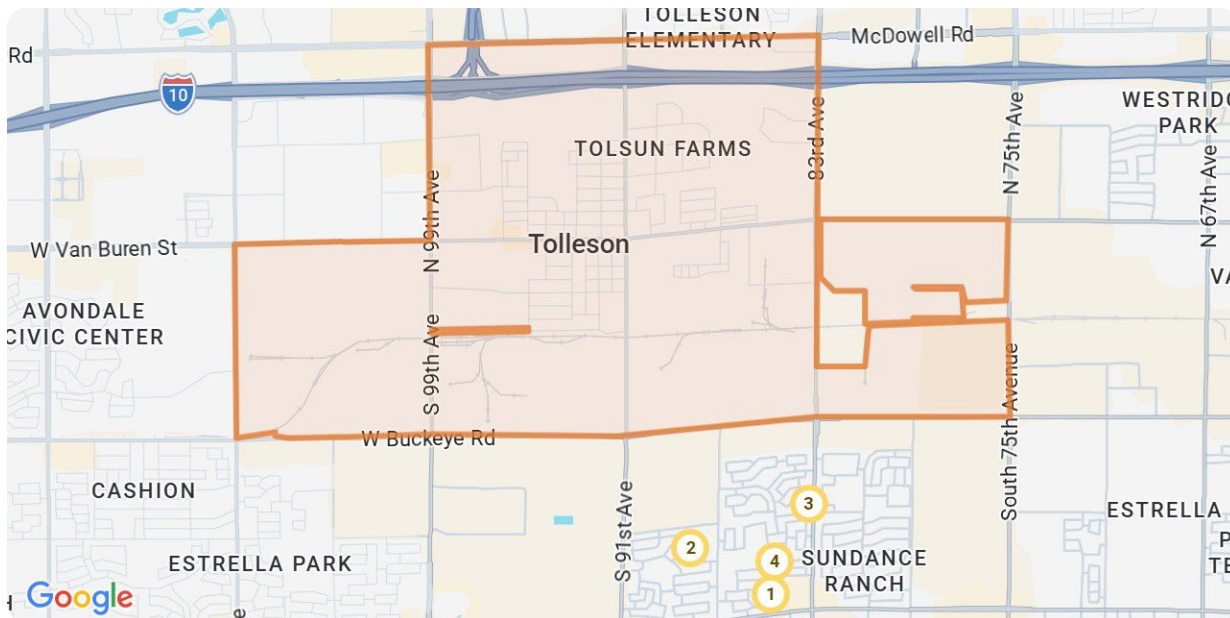
New: 10 properties		Property Type	Beds / Baths	Living Area (sq ft)	Lot Size	Year Built	List Date / Days in RPR	List Price / \$ Per Sq Ft
1	 <p>3118 S 95th Ln Tolleson, AZ 85353 MLS ID: 7037208 ● Active / For Lease <i>Courtesy of Am/pm Property Management Llc</i></p>	Single Family	3/3	2,479	5,402 sqft	2004	6/4/2026 2 days	\$2,550 mo. \$1/sq ft
2	 <p>8337 W Cocopah St Tolleson, AZ 85353 MLS ID: 7037648 ● Active / For Lease <i>Courtesy of Elite Square Feet, Llc</i></p>	Single Family	3/2	1,836	5,998 sqft	2002	6/4/2026 2 days	\$1,795 mo. \$1/sq ft
3	 <p>10208 W Wier Ave Tolleson, AZ 85353 MLS ID: 7036557 ● Active / For Lease <i>Courtesy of Tricon American Homes</i></p>	Single Family	4/3	2,802	5,625 sqft	2008	6/3/2026 3 days	\$2,219 mo. \$1/sq ft
4	 <p>4819 S 109th Ave Tolleson, AZ 85353 MLS ID: 7036330 ● Active / For Lease <i>Courtesy of Fathom Realty Elite</i></p>	Single Family	4/2	2,137	6,000 sqft	2024	6/2/2026 4 days	\$2,445 mo. \$1/sq ft
5	 <p>2524 S 89th Ln Tolleson, AZ 85353 MLS ID: 7036485 ● Active / For Lease <i>Courtesy of Realty One Group</i></p>	Single Family	4/3	2,025	3,750 sqft	2005	6/2/2026 4 days	\$2,200 mo. \$1/sq ft



New: 10 properties		Property Type	Beds / Baths	Living Area (sq ft)	Lot Size	Year Built	List Date / Days in RPR	List Price / \$ Per Sq Ft
	3106 S 100th Ln Tolleson, AZ 85353 MLS ID: 7034353 ● Active / For Lease <i>Courtesy of Red Hawk Realty</i>	Single Family	3/2	1,283	5,765 sqft	2002	5/28/2026 9 days	\$1,625 mo. \$1/sq ft
	9042 W Magnolia St Tolleson, AZ 85353 MLS ID: 7034233 ● Active / For Lease <i>Courtesy of Invitation Homes</i>	Single Family	4/3	2,025	3,750 sqft	2006	5/28/2026 9 days	\$2,240 mo. \$1/sq ft
	9820 W Pioneer St Tolleson, AZ 85353 MLS ID: 7033212 ● Active / For Lease <i>Courtesy of Ah Properties</i>	Single Family	3/3	1,964	5,539 sqft	2005	5/26/2026 11 days	\$2,095 mo. \$1/sq ft
	8804 W Jefferson St Tolleson, AZ 85353 MLS ID: 7031713 ● Active / For Lease <i>Courtesy of Re/max Desert Showcase</i>	Single Family	3/3	2,657	5,120 sqft	2019	5/21/2026 16 days	\$2,750 mo. \$1/sq ft
	8820 W Agora Ln Tolleson, AZ 85353 MLS ID: 7031039 ● Active / For Lease <i>Courtesy of Sunseeker Rentals & Prop Mgmt, Llc</i>	Single Family	3/2	1,529	4,675 sqft	2023	5/20/2026 17 days	\$2,000 mo. \$1/sq ft

Pending

Source: Listings




Legend

● Active For Lease

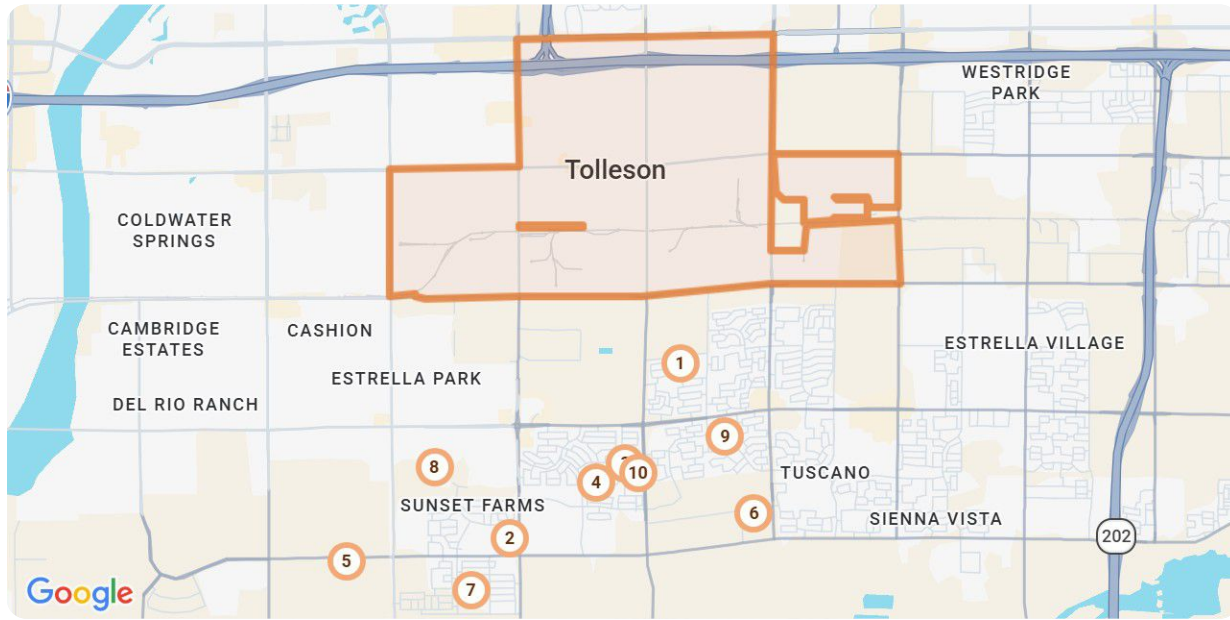


Pending: 1 properties		Property Type	Beds / Baths	Living Area (sq ft)	Lot Size / Year Built	List Date	List Price / \$ Per Sq Ft	Pending Date / Days in RPR
-----------------------	--	---------------	--------------	---------------------	-----------------------	-----------	---------------------------	----------------------------


1		8337 W Hughes Dr Tolleson, AZ 85353 MLS ID: 6990314	Single Family	3/3	2,170	4,500 sqft 2001	2/26/2026	\$1,995 mo. \$1/sq ft	6/3/2026 97 days
	● Pending / For Lease Courtesy of Valentine Team, LLC								


Closed


Source: Public Records and Listings










Closed: 10 properties		Property Type	Beds / Baths	Living Area (sq ft)	Lot Size / Year Built	Closed Date / Days in RPR	Closed Price / \$ Per Sq Ft	List to Sold Price %
-----------------------	--	---------------	--------------	---------------------	-----------------------	---------------------------	-----------------------------	----------------------

1		9122 W Riverside Ave Tolleson, AZ 85353 MLS ID: 7024988	Single Family	4/3	2,719	5,500 sqft 2006	6/15/2026 9 days	- \$1/sq ft	-
	■ Closed / For Lease Courtesy of Exp Realty								

2		9517 W Williams St Tolleson, AZ 85353 MLS ID: 7022964	Single Family	4/3	1,984	5,705 sqft 2004	6/5/2026 29 days	- \$1/sq ft	-
	■ Closed / For Lease Courtesy of Darwin Homes								

3		10035 W Parkway Dr Tolleson, AZ 85353 MLS ID: 7015963	Single Family	3/2	1,397	5,991 sqft 2007	6/4/2026 40 days	- \$1/sq ft	-
	■ Closed / For Lease Courtesy of Realty City								

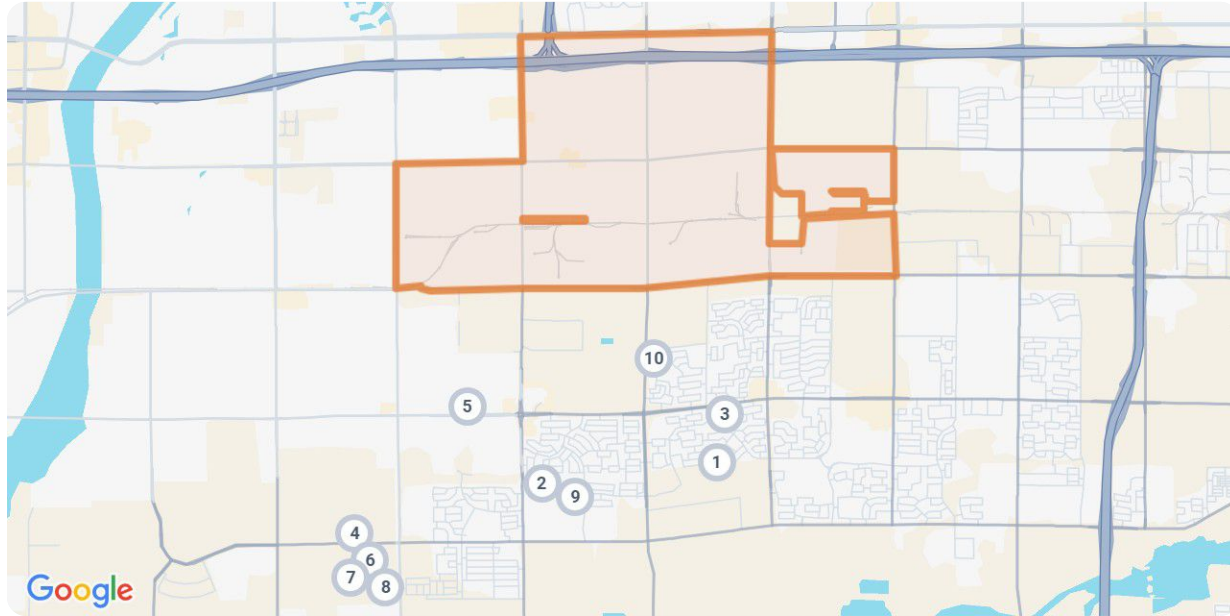
4		11144 W Bloch Rd Tolleson, AZ 85353 MLS ID: 7029863	Single Family	3/2	1,565	6,272 sqft 2023	6/2/2026 10 days	- \$1/sq ft	-
	■ Closed / For Lease Courtesy of Progress Residential								

Closed: 10 properties		Property Type	Beds / Baths	Living Area (sq ft)	Lot Size / Year Built	Closed Date / Days in RPR	Closed Price / \$ Per Sq Ft	List to Sold Price %
5	 <p>3019 S 101st Ave Tolleson, AZ 85353 MLS ID: 6974607 Closed / For Lease</p> <p><i>Courtesy of Century 21 Northwest</i></p>	Single Family	3/3	1,620	2,720 sqft 2005	6/1/2026 125 days	- \$1/sq ft	-
6	 <p>4523 S 108th Ave Tolleson, AZ 85353 MLS ID: 7021701 Closed / For Lease</p> <p><i>Courtesy of Homesmart</i></p>	Single Family	4/2	1,802	5,175 sqft 2023	6/1/2026 25 days	- \$1/sq ft	-
7	 <p>3009 S 93rd Ave Tolleson, AZ 85353 MLS ID: 7015270 Closed / For Lease</p> <p><i>Courtesy of Darwin Homes</i></p>	Single Family	4/3	2,518	- 2005	6/1/2026 33 days	- \$1/sq ft	-
8	 <p>8810 W Hilton Ave Tolleson, AZ 85353 MLS ID: 7010249 Closed / For Lease</p> <p><i>Courtesy of Ah Properties</i></p>	Single Family	3/2	1,845	- 2004	6/1/2026 41 days	- \$1/sq ft	-
9	 <p>8338 W Kingman St Tolleson, AZ 85353 MLS ID: 7014288 Closed / For Lease</p> <p><i>Courtesy of Progress Residential</i></p>	Single Family	4/3	2,045	- 2005	6/1/2026 41 days	- \$1/sq ft	-
10	 <p>10519 W Atlantis Way Tolleson, AZ 85353 MLS ID: 7018800 Closed / For Lease</p> <p><i>Courtesy of Delex Realty</i></p>	Single Family	3/2	1,897	5,411 sqft 2022	5/29/2026 33 days	- \$1/sq ft	-

Tolleson, Arizona








Distressed

Source: Public Records and Listings






Legend

● Off Market, Hold, Withdrawn, Expired, or Canceled

Distressed: 10 properties		Property Type	Beds / Baths	Living Area (sq ft)	Lot Size / Year Built	List Date / Days in RPR	List Price / \$ Per Sq Ft	Distressed Date / Type
1	 <p>8613 W Riley Rd Tolleson, AZ 85353 ■ Off Market / Public Record</p>	Single Family	-/3	2,145	5,426 sqft 2005	- - days	- \$183/sq ft	3/23/2026 Notice of Rescission
2	 <p>4131 S 105th Ln Tolleson, AZ 85353 ■ Off Market / Public Record</p>	Single Family	-/2	1,896	5,175 sqft 2023	- - days	- \$224/sq ft	5/4/2026 Notice of Trustee Sale
3	 <p>10232 W Preston Ln Tolleson, AZ 85353 ■ Off Market / Public Record</p>	Single Family	-/3	1,522	4,950 sqft 2007	- - days	- \$239/sq ft	3/20/2026 Notice of Rescission
4	 <p>10830 W Marguerite Ave Tolleson, AZ 85353 ■ Off Market / Public Record</p>	Single Family	-/2	1,499	5,768 sqft 2023	- - days	- \$248/sq ft	3/20/2026 Notice of Trustee Sale
5	 <p>10034 W Hammond Ln Tolleson, AZ 85353 ■ Off Market / Public Record</p>	Single Family	-/4	2,322	4,950 sqft 2007	- - days	- \$189/sq ft	5/11/2026 Notice of Rescission
6	 <p>9432 W Atlantis Way Tolleson, AZ 85353 ■ Off Market / Public Record</p>	Single Family	-/3	1,401	7,921 sqft 2023	- - days	- \$261/sq ft	5/4/2026 Notice of Trustee Sale
7	 <p>12156 W Florence St Tolleson, AZ 85353 ■ Off Market / Public Record</p>	Single Family	-/3	1,870	6,545 sqft 2017	- - days	- \$211/sq ft	5/12/2026 Notice of Trustee Sale



Tolleson, Arizona

Distressed: 10 properties		Property Type	Beds / Baths	Living Area (sq ft)	Lot Size / Year Built	List Date / Days in RPR	List Price / \$ Per Sq Ft	Distressed Date / Type
8	 <p>9018 W Hilton Ave Tolleson, AZ 85353 Off Market / Public Record</p>	Single Family	-/2	1,604	4,950 sqft 2004	- - days	- \$220/sq ft	4/15/2026 Notice of Rescission
9	 <p>8638 W Payson Rd Tolleson, AZ 85353 Off Market / Public Record</p>	Single Family	-/2	1,308	4,950 sqft 2006	- - days	- \$254/sq ft	3/10/2026 Notice of Trustee Sale
10	 <p>8904 W Jefferson St Tolleson, AZ 85353 Off Market / Public Record</p>	Single Family	-/3	2,489	4,518 sqft 2019	- - days	- \$177/sq ft	3/20/2026 Notice of Rescission

About RPR

- RPR® is the nation's largest property database, exclusively for REALTORS®. It empowers REALTORS® to help buyers and sellers make informed decisions, backed by a real estate database covering more than 160 million residential and commercial properties in the United States.
- RPR is a wholly owned subsidiary of the National Association of REALTORS® and a member benefit to REALTORS®.
- RPR's data sources range from MLSs and county-level tax and assessment offices, to the U.S. Census and FEMA, to specialty data set providers such as Esri (consumer data), Niche (school information) and Precisely (geographic boundaries).

Learn More

For more information about RPR, please visit RPR's public website: <https://blog.narrpr.com>

