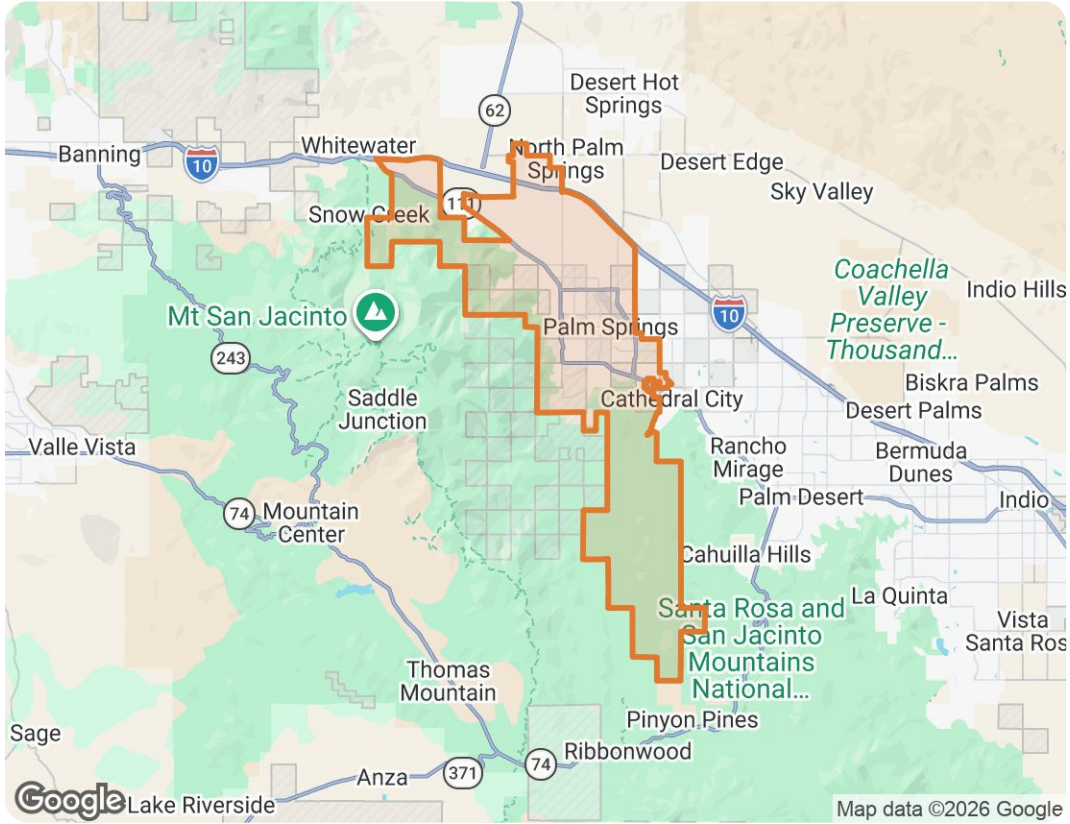




Palm Springs, California



Tom Pelton

Broker

California Real Estate License #01404817

📞 Mobile (714) 348-2350

✉ tom-pel@msn.com

🌐 <http://www.TomPelton.com>



COLDWELL BANKER
REALTY

Coldwell Banker

45000 Club Dr.
Indian Wells, CA 92211






Market Trends

Market Trends for Palm Springs, California

Single Family + Condo/Townhouse/Apt.

February 2026

Market Type



Key Details

Months of Inventory	Sold to List Price %	Median Days in RPR	Median Sold Price
5.82 ↓ 0.51% MoM	97.5% ↑ 1.37% MoM	47 ↓ 6% MoM	\$650,000 ↓ 7.8% MoM

February 2026 Median Estimated Property Value

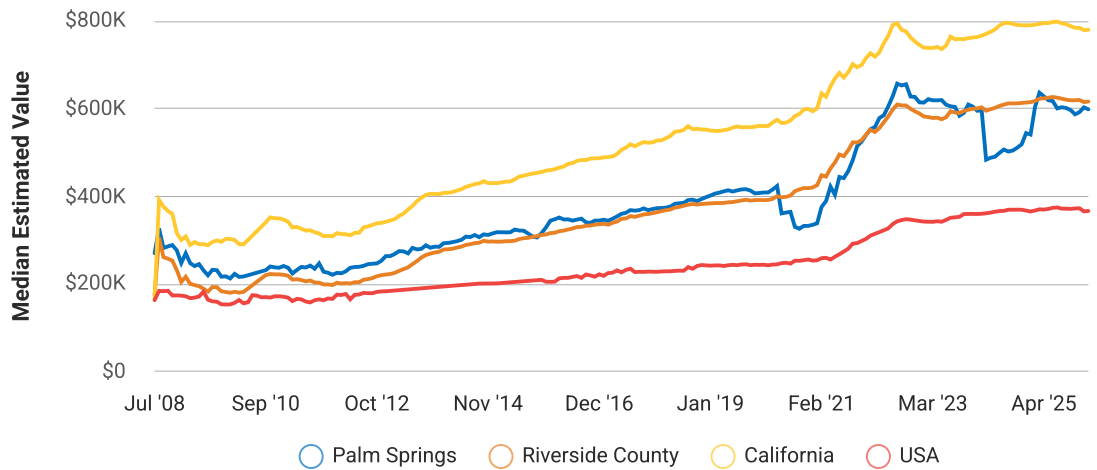
Single Family + Condo/Townhouse/Apt.

This graphic displays property estimates for a market area and a subject property, where one has been selected. Estimated property values are generated by a valuation model and are not formal appraisals.

Source: Public records, and MLS sources where licensed

Update Frequency: Monthly

Median Estimated Value \$598,420	Last Month Change -0.7%	12 Month Change -0.9%
---	--	--





Palm Springs, California

February 2026 Active Listings

Palm Springs, California

Single Family + Condo/Townhouse/Apt.

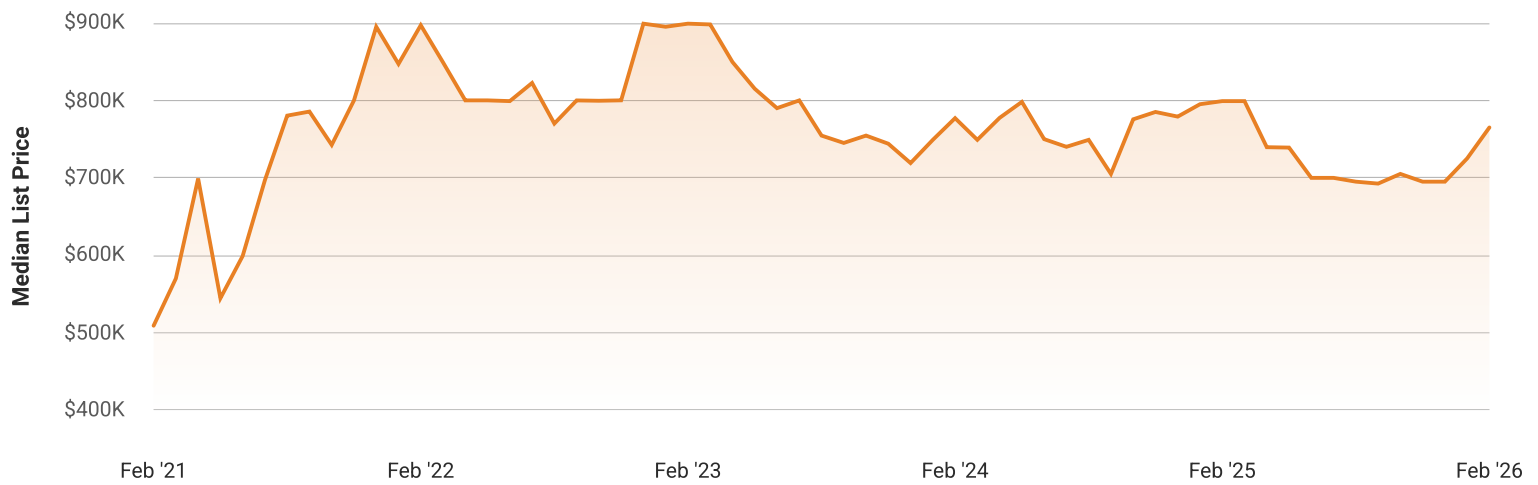
This graphic summarizes key statistics for properties that were in an active status on the last day of each month. RPR uses list date and a derived pending date to determine if the listing was active on the last day of the month. An end-of-month snapshot of active listings helps to understand inventory levels, price points and duration on the market.

Source: Listing sources

Update Frequency: Monthly

Median List Price - \$765,000

↑ 5.5% Month over Month



Palm Springs, California

February 2026 Sold Listings

Palm Springs, California

Single Family + Condo/Townhouse/Apt.

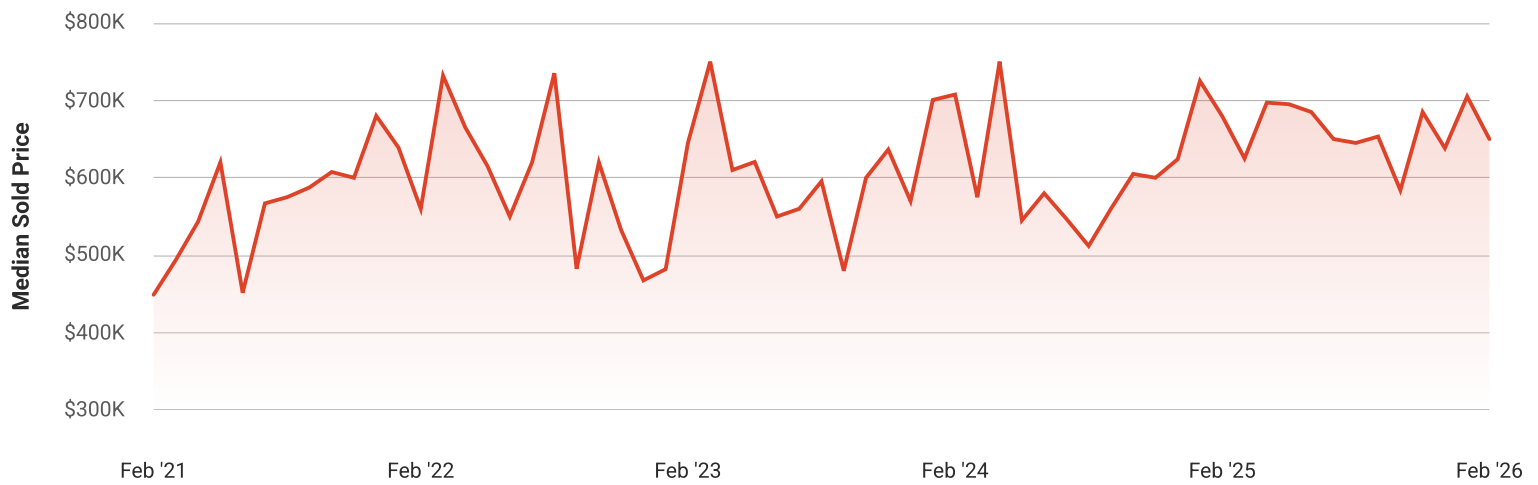
This graphic summarizes key statistics for properties that sold each month. RPR uses a derived sold date to determine when a property moved into a sold status within the given month. These statistics are important for understanding the price points on sold properties as well as the difference between the list price and sold price, which reveals whether buyers are paying over or under the asking price.

Source: Listing sources

Update Frequency: Monthly

Median Sold Price - \$650,000

↓ 7.8% Month over Month



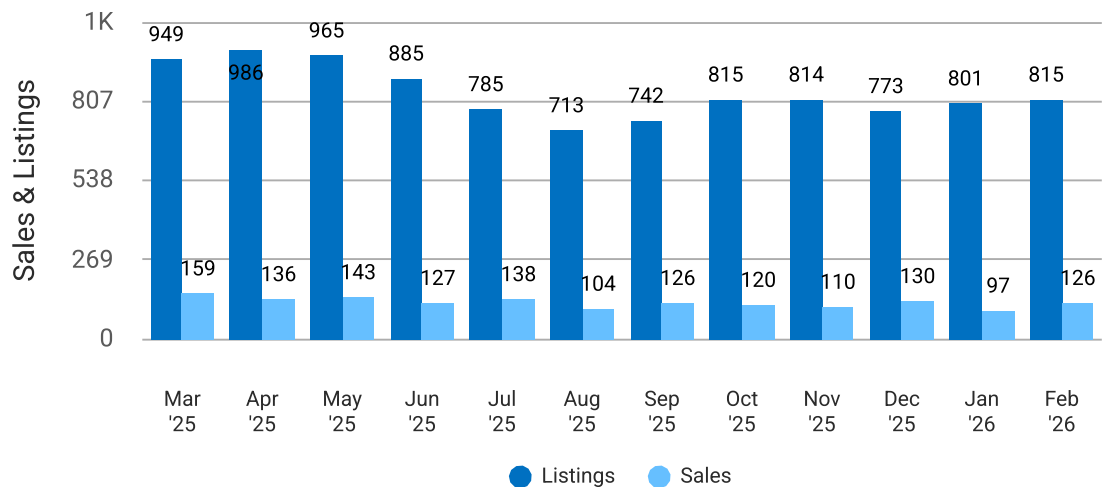
Total Sales and Active Listings in Palm Springs, California

Single Family + Condo/Townhouse/Apt.

This graph compares the number of sales with the number of active listings in the local market.

Source: MLS data where licensed

Update Frequency: Monthly





Palm Springs, California

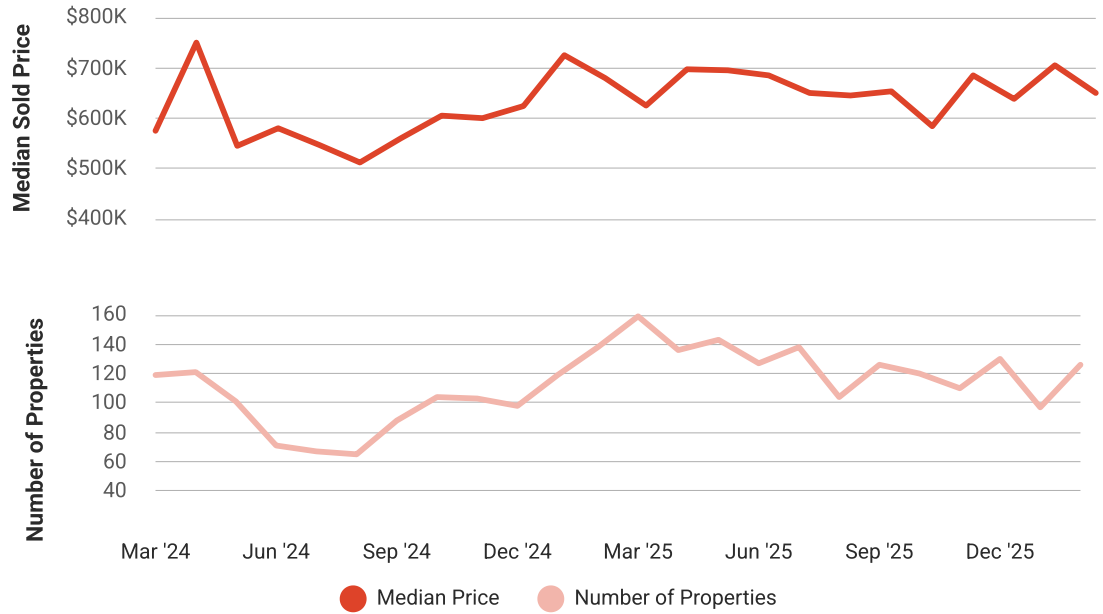
Median Sold Price vs Sold Listings in Palm Springs, California

Single Family + Condo/Townhouse/Apt.

This chart compares the trend of median sold price and number of sold listings for the given location.

Source: Listing Data

Update Frequency: Monthly



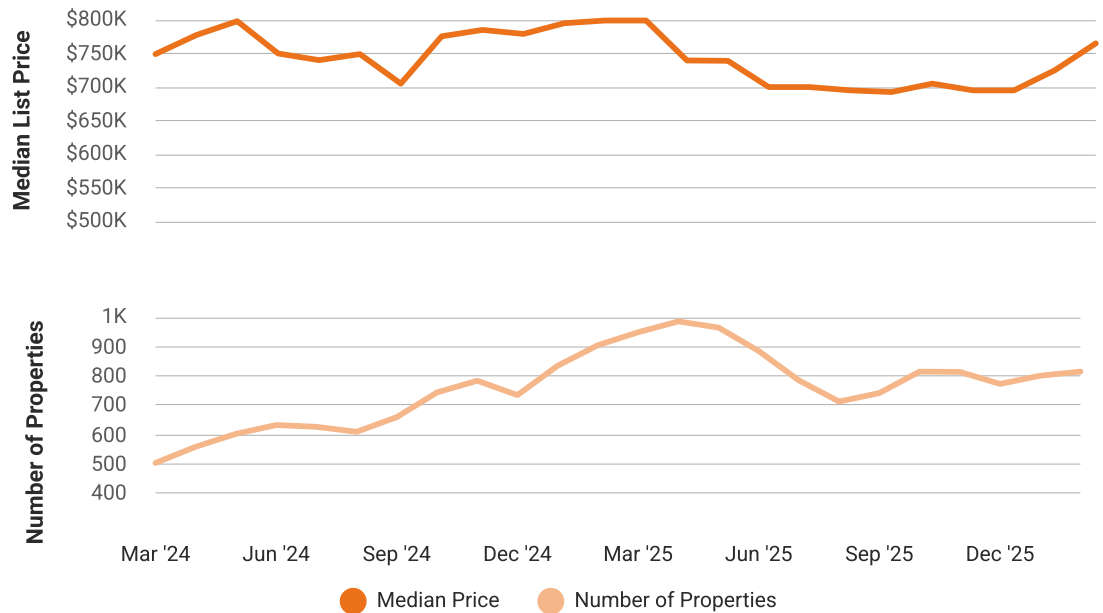
Median List Price vs Active Listings in Palm Springs, California

Single Family + Condo/Townhouse/Apt.

This chart compares the trend of median list price and number of active properties for the given location.

Source: Listing Data

Update Frequency: Monthly





Market Snapshot

Value and Price Changes

	Current	Last Month	Last 3 Months	Last 12 Months	Last 24 Months	Last 36 Months
Median Est. Property Value Last Updated: 2/28/2026	\$598,420	\$602,820 -0.73%	\$587,000 +1.95%	\$603,820 -0.89%	\$595,860 +0.43%	\$621,460 -3.71%
Median Sold Price Last Updated: 2/28/2026	\$650,000	\$705,000 -7.8%	\$684,950 -5.1%	\$679,500 -4.34%	\$707,500 -8.13%	\$645,000 +0.78%
Median List Price Last Updated: 2/28/2026	\$765,000	\$725,000 +5.52%	\$695,000 +10.07%	\$799,000 -4.26%	\$777,000 -1.54%	\$899,000 -14.91%

About this Data: Because some brokerages may choose not to include their MLS listing content within the RPR platform, the analysis contained in this report may not have been created using all the available listing data within this geographical market.
 Median estimated property values are generated by a valuation model and are not formal appraisals. Valuations are based on public records and MLS data where licensed. The Metrics displayed here reflect **All Residential Single Family, Condo, Townhouse and Apartment properties** data.

Market Activity

Market Activity Filters

Sort Order: Date

Maximum Properties Per Change Type: 10

Change Types: New Listings, Pending, Closed, Distressed

Property Types: Single Family, Condo/Townhouse/Apt

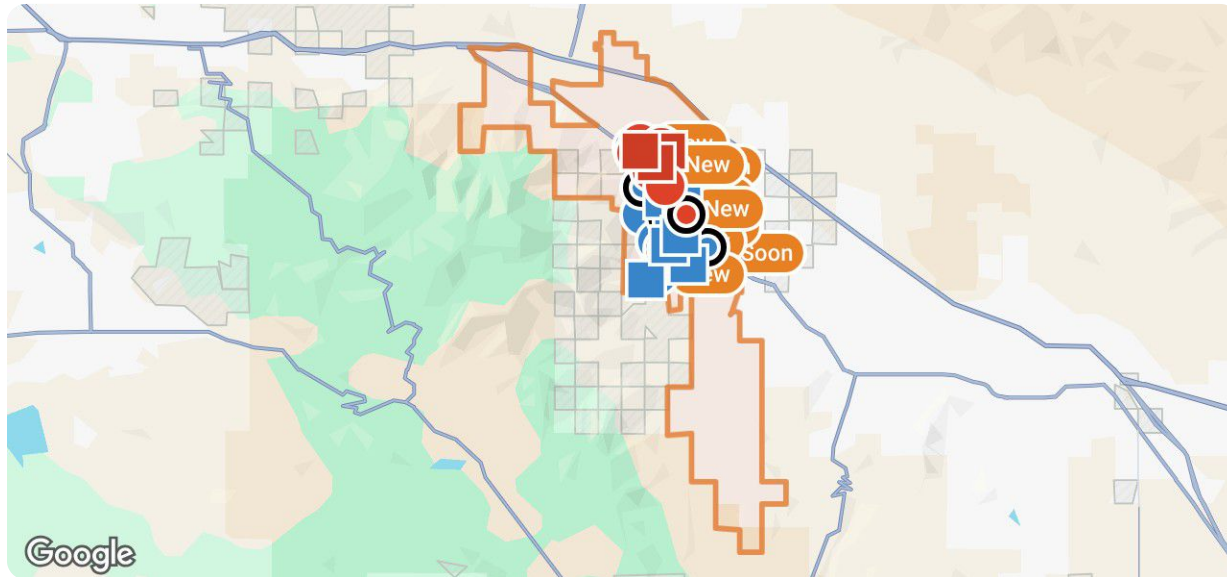
Property Features: Sale Price: Any, Lease Price: Any, Beds: Any, Baths: Any, Living Area: Any, Lot Size (acre): Any, Year Built: Any





Summary

For Sale Activity in the Last 3 Months



	New	Pending	Closed	Distressed
Number of Properties	10	10	10	10
Lowest Listing Price / Est.Value	\$360,000	\$299,000	\$240,000	\$280,000
Median Listing Price / Est.Value	\$764,493	\$650,000	\$715,000	\$1,025,000
Highest Listing Price / Est.Value	\$1,799,900	\$3,395,000	\$1,450,000	\$1,954,880
Average Price / sqft	\$549	\$390	\$474	\$504
Median Price / sqft	\$578	\$321	\$449	\$466
Average Days in RPR	-6	118	92	86
Median Days in RPR	-18	79	19	55
Total Volume	\$9,130,685	\$8,756,695	\$7,539,000	\$11,350,880
Source	Listings	Listings	Public Records & Listings	Public Records & Listings

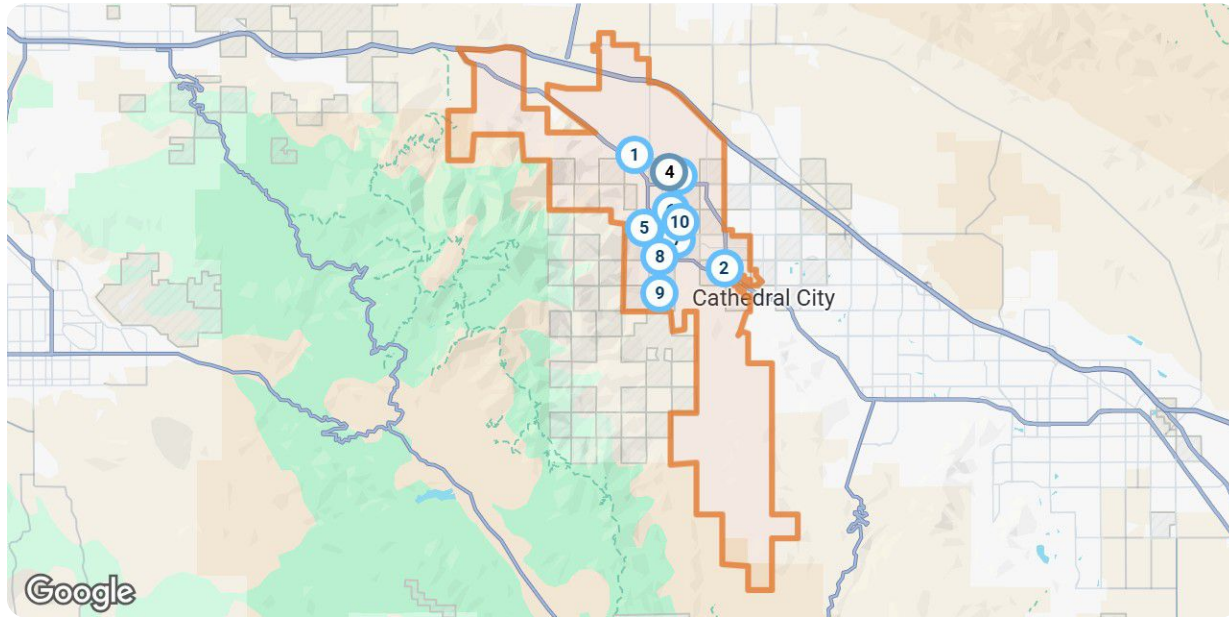




Market Activity Breakdown

New

Source: Listings



Legend

- Active For Sale
- Active Under Contract

New: 10 properties		Property Type	Beds / Baths	Living Area (sq ft)	Lot Size	Year Built	List Date / Days in RPR	List Price / \$ Per Sq Ft
1	 <p>22 Gladys Cir Palm Springs, CA 92262 MLS ID: 26661311 ● Active / For Sale</p> <p><i>Listing Courtesy of ACME Real Estate</i></p>	Single Family	3/3	1,616	0.3 acres	1960	4/21/2026 -43 days	\$999,000 \$618/sq ft
2	 <p>4731 N Winners Cir, Apt F Palm Springs, CA 92264 MLS ID: 26659761PS ● Active / For Sale</p> <p><i>Listing Courtesy of Bennion Deville Homes</i></p>	Condo/Townhouse/Apt.	2/3	1,286	1,910 sqft	1980	3/27/2026 -18 days	\$749,985 \$583/sq ft
3	 <p>2175 N Sandra Rd Palm Springs, CA 92262 MLS ID: 26659591PS ● Active / For Sale</p> <p><i>Listing Courtesy of JohnHart Real Estate</i></p>	Single Family	4/3	1,672	0.26 acres	1979	3/26/2026 -17 days	\$699,900 \$419/sq ft
4	 <p>1420 Amelia Way Palm Springs, CA 92262 MLS ID: 26638055PS ● Active Under Contract / For Sale</p> <p><i>Listing Courtesy of Bennion Deville Homes</i></p>	Single Family	3/3	2,499	10,018 sqft	2004	1/15/2026 53 days	\$1,275,000 \$510/sq ft
5	 <p>287 S Cahuilla Rd Palm Springs, CA 92262 MLS ID: 219144468 ● Active / For Sale</p> <p><i>Listing Courtesy of Equity Union</i></p>	Condo/Townhouse/Apt.	3/3	1,780	2,178 sqft	2006	3/9/2026 - days	\$1,379,000 \$775/sq ft



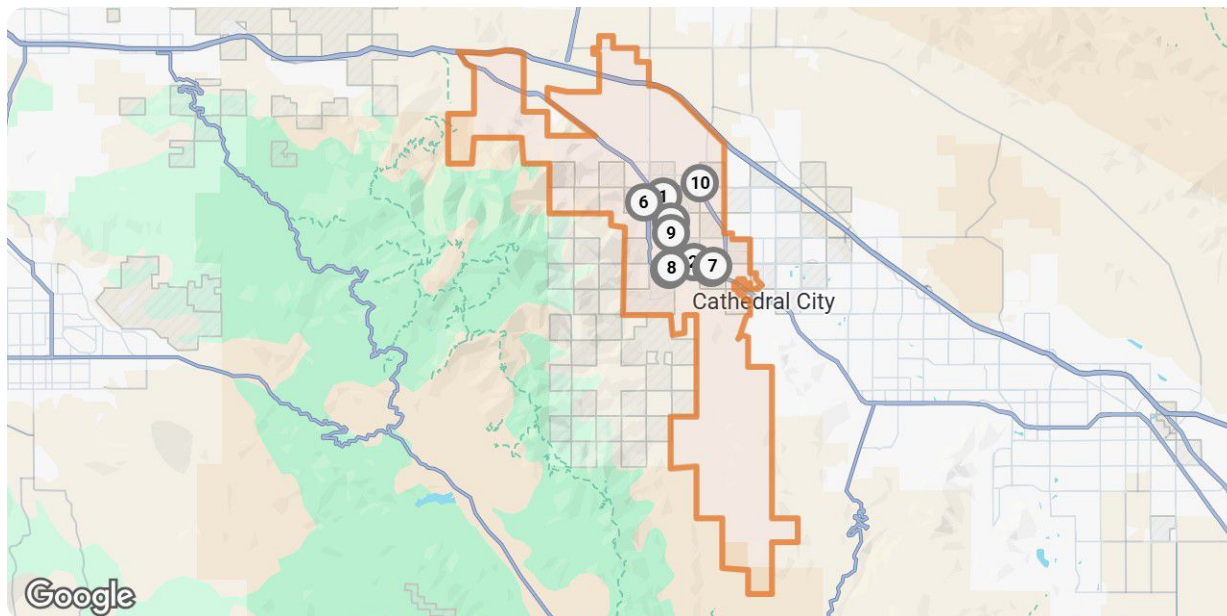


Palm Springs, California

New: 10 properties		Property Type	Beds / Baths	Living Area (sq ft)	Lot Size	Year Built	List Date / Days in RPR	List Price / \$ Per Sq Ft
6	 <p>475 N Calle Rolph Palm Springs, CA 92262 MLS ID: 26659309 ● Active / For Sale</p> <p><i>Listing Courtesy of Equity Union</i></p>	Condo/Townhouse/Apt.	2/2	1,362	-	1979	3/9/2026 - days	\$779,000 \$572/sq ft
7	 <p>2001 E Camino Parocela, Unit L Palm Springs, CA 92264 MLS ID: 219144500 ● Active / For Sale</p> <p><i>Listing Courtesy of Re/Max Desert Properties</i></p>	Condo/Townhouse/Apt.	2/2	1,175	1,306 sqft	1984	3/9/2026 - days	\$369,000 \$314/sq ft
8	 <p>1552 S Camino Real, Apt 127 Palm Springs, CA 92264 MLS ID: 219144445 ● Active / For Sale</p>	Condo/Townhouse/Apt.	2/2	923	871 sqft	1974	3/9/2026 - days	\$360,000 \$390/sq ft
9	 <p>2736 S Camino Real Palm Springs, CA 92264 MLS ID: OC26048699 ● Active / For Sale</p> <p><i>Listing Courtesy of BERKSHIRE HATHAWAY HOMESERVICE</i></p>	Single Family	4/3	2,646	10,454 sqft	1962	3/9/2026 - days	\$1,799,900 \$680/sq ft
10	 <p>100 N Cerritos Dr, Unit 1 Palm Springs, CA 92262 MLS ID: 219144339 ● Active / For Sale</p>	Condo/Townhouse/Apt.	2/2	1,148	1,256 sqft	2014	3/9/2026 - days	\$719,900 \$627/sq ft

Pending

Source: Listings









Legend

● Pending



Palm Springs, California

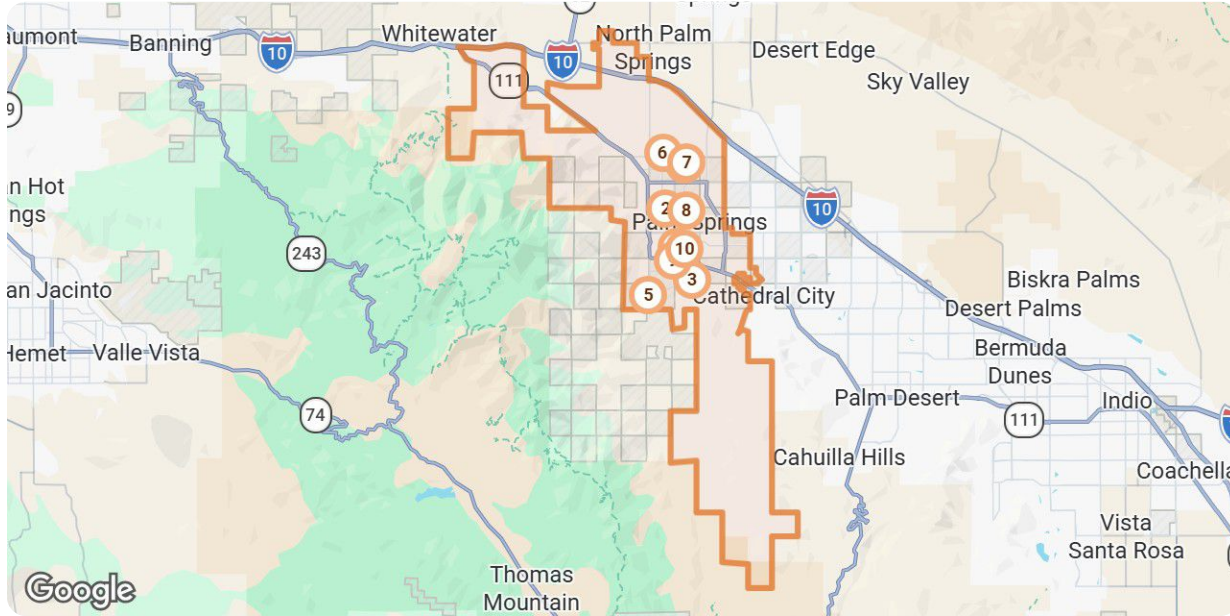
Pending: 10 properties		Property Type	Beds / Baths	Living Area (sq ft)	Lot Size / Year Built	List Date	List Price / \$ Per Sq Ft	Pending Date / Days in RPR
1	 <p>2120 N B Indian Cyn Palm Springs, CA 92262 MLS ID: IG25222865 Pending / For Sale</p> <p><i>Listing Courtesy of PONCE & PONCE REALTY, INC</i></p>	Condo/Townhouse/Apt.	3/2	1,344	1,346 sqft / 1971	9/22/2025	\$299,000 / \$222/sq ft	3/9/2026 / 168 days
2	 <p>1592 S Compadre Rd Palm Springs, CA 92264 MLS ID: 25604453 Pending / For Sale</p> <p><i>Listing Courtesy of Cal Mutual Inc</i></p>	Single Family	2/2	1,644	0.25 acres / 1978	10/10/2025	\$825,000 / \$502/sq ft	3/8/2026 / 149 days
3	 <p>1384 E Andreas Rd Palm Springs, CA 92262 MLS ID: 219139061 Pending / For Sale</p>	Condo/Townhouse/Apt.	2/2	1,595	2,178 sqft / 1981	11/21/2025	\$399,995 / \$251/sq ft	3/6/2026 / 105 days
4	 <p>1450 Via Isla Palm Springs, CA 92264 MLS ID: SR26049437 Pending / For Sale</p> <p><i>Listing Courtesy of RE/MAX ONE</i></p>	Condo/Townhouse/Apt.	2/3	2,181	3,551 sqft / 1979	3/6/2026	\$650,000 / \$298/sq ft	3/6/2026 / - days
5	 <p>109 Westlake Cir Palm Springs, CA 92264 MLS ID: 219141235 Pending / For Sale</p>	Condo/Townhouse/Apt.	2/2	1,620	2,178 sqft / 1967	1/12/2026	\$874,000 / \$540/sq ft	3/6/2026 / 53 days
6	 <p>1050 N Cahuilla Rd Palm Springs, CA 92262 MLS ID: 219142812 Pending / For Sale</p> <p><i>Listing Courtesy of Desert Sotheby's International Realty</i></p>	Single Family	4/4	4,004	0.71 acres / 1934	2/6/2026	\$3,395,000 / \$848/sq ft	3/5/2026 / 27 days
7	 <p>209 Desert Lakes Dr Palm Springs, CA 92264 MLS ID: 219123841 Pending / For Sale</p>	Condo/Townhouse/Apt.	2/2	2,621	3,049 sqft / 1967	1/31/2025	\$788,800 / \$301/sq ft	3/5/2026 / 398 days
8	 <p>1849 S Monaco Cir Palm Springs, CA 92264 MLS ID: SR26048852 Pending / For Sale</p> <p><i>Listing Courtesy of RE/MAX ONE</i></p>	Condo/Townhouse/Apt.	2/3	2,690	4,791 sqft / 1976	3/5/2026	\$650,000 / \$242/sq ft	3/5/2026 / - days
9	 <p>1456 Tiffany Cir N Palm Springs, CA 92262 MLS ID: 219143074 Pending / For Sale</p> <p><i>Listing Courtesy of Coldwell Banker Realty</i></p>	Condo/Townhouse/Apt.	2/2	1,251	2,178 sqft / 1980	2/11/2026	\$449,900 / \$360/sq ft	3/5/2026 / 22 days
10	 <p>2041 Arnico St Palm Springs, CA 92262 MLS ID: 219143038 Pending / For Sale</p> <p><i>Listing Courtesy of Rosenthal & Associates</i></p>	Single Family	3/2	1,248	6,969 sqft / 1984	2/11/2026	\$425,000 / \$341/sq ft	3/4/2026 / 21 days

Palm Springs, California




Closed

Source: Public Records and Listings



Legend

● Closed

Closed: 10 properties		Property Type	Beds / Baths	Living Area (sq ft)	Lot Size / Year Built	Closed Date / Days in RPR	Closed Price / \$ Per Sq Ft	List to Sold Price %
1	 <p>1010 Saint George Cir Palm Springs, CA 92264 MLS ID: 26642155PS ■ Closed / For Sale <i>Courtesy of Charles Estates</i></p>	Condo/Townhouse/Apt.	2/2	1,391	1,440 sqft / 1972	3/9/2026 / 14 days	\$621,000 / \$446/sq ft	↓ 1.27%
2	 <p>1115 E Alejo Rd Palm Springs, CA 92262 MLS ID: 25621593PS ■ Closed / For Sale <i>Courtesy of Keller Williams Luxury Homes</i></p>	Condo/Townhouse/Apt.	2/2	1,221	2,178 sqft / 1974	3/6/2026 / 68 days	\$475,000 / \$389/sq ft	↓ 4.04%
3	 <p>2500 S Araby Dr Palm Springs, CA 92264 MLS ID: 219144392 ■ Closed / For Sale <i>Courtesy of Desert Sotheby's International Realty</i></p>	Single Family	-/1	644	8.64 acres / 1930	3/6/2026 / - days	\$460,000 / \$714/sq ft	-
4	 <p>2405 E Bellamy Rd Palm Springs, CA 92262 MLS ID: 219116863 ■ Closed / For Sale</p>	Single Family	3/2	1,845	10,454 sqft / 1990	3/6/2026 / 522 days	\$769,000 / \$417/sq ft	↓ 3.75%
5	 <p>2910 Cervantes Ct Palm Springs, CA 92264 MLS ID: 26652701PS ■ Closed / For Sale <i>Courtesy of Equity Union</i></p>	Condo/Townhouse/Apt.	2/3	2,120	3,049 sqft / 1980	3/6/2026 / 3 days	\$675,000 / \$318/sq ft	-

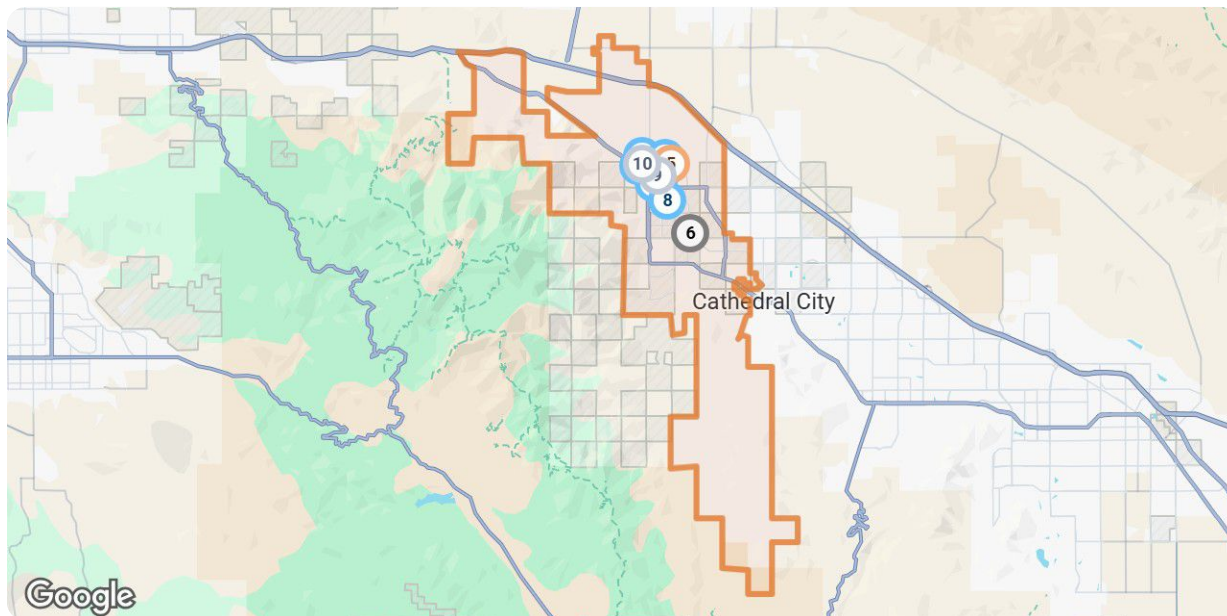


Palm Springs, California

Closed: 10 properties		Property Type	Beds / Baths	Living Area (sq ft)	Lot Size / Year Built	Closed Date / Days in RPR	Closed Price / \$ Per Sq Ft	List to Sold Price %
6	<p>3450 E Circulo San Sorrento Rd Palm Springs, CA 92262 MLS ID: GD25203531 Closed / For Sale</p> <p><i>Courtesy of WEALTHBRIDGE REAL ESTATE</i></p>	Single Family	3/3	2,561	0.33 acres / 1991	3/6/2026 / 17 days	\$1,450,000 / \$566/sq ft	↓ 10.99%
7	<p>2922 N Farrell Dr Palm Springs, CA 92262 MLS ID: SB25255390 Closed / For Sale</p> <p><i>Courtesy of FATHOM REALTY GROUP, INC.</i></p>	Single Family	3/3	2,075	0.34 acres / 1960	3/6/2026 / 99 days	\$935,000 / \$451/sq ft	↓ 1.48%
8	<p>407 N Orchid Tree Ln Palm Springs, CA 92262 MLS ID: 219142753 Closed / For Sale</p>	Single Family	3/2	1,848	0.25 acres / 1971	3/6/2026 / 19 days	\$1,159,000 / \$627/sq ft	↑ 10.49%
9	<p>1655 E Palm Canyon Dr, Unit 6C Palm Springs, CA 92264 MLS ID: 25620675PS Closed / For Sale</p> <p><i>Courtesy of Bennion Deville Homes</i></p>	Condo/Townhouse/Apt.	1/1	755	871 sqft / 1974	3/6/2026 / 66 days	\$240,000 / \$318/sq ft	↓ 3.61%
10	<p>2321 Silver Oak Cir Palm Springs, CA 92264 MLS ID: 219142612 Closed / For Sale</p>	Condo/Townhouse/Apt.	2/2	1,518	- / -	3/6/2026 / 16 days	\$755,000 / \$497/sq ft	↑ 0.67%

Distressed

Source: Public Records and Listings













Legend

- Active For Sale
- Pending
- Closed
- Off Market, Hold, Withdrawn, Expired, or Canceled





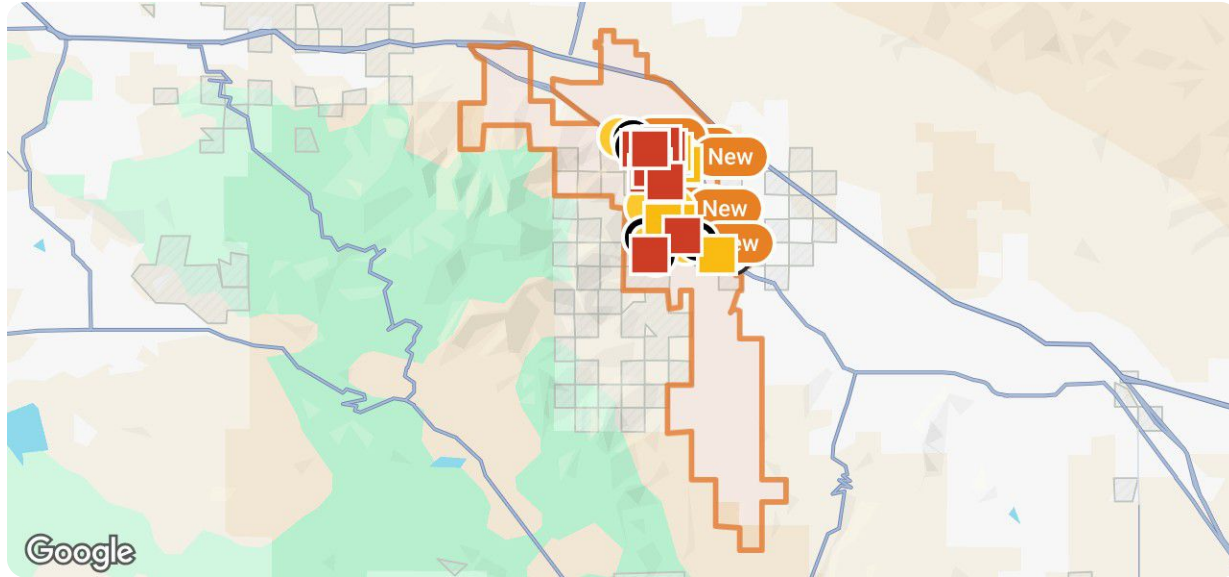
Distressed: 10 properties		Property Type	Beds / Baths	Living Area (sq ft)	Lot Size / Year Built	List Date / Days in RPR	List Price / \$ Per Sq Ft	Distressed Date / Type
1	 <p>386 W Rosa Parks Rd Palm Springs, CA 92262 MLS ID: 219143778 ● Active / For Sale</p> <p><i>Listing Courtesy of Compass</i></p>	Single Family	3/3	1,834	8,276 sqft 1962	2/25/2026 12 days	\$799,000 \$436/sq ft	12/22/2025 Notice of Default
2	 <p>2341 N Duane Rd Palm Springs, CA 92262 MLS ID: 26654933 ● Active / For Sale</p> <p><i>Listing Courtesy of Brandon Hauer Real Estate Group</i></p>	Single Family	4/3	2,246	0.27 acres 1959	2/20/2026 17 days	\$850,000 \$378/sq ft	1/30/2026 Notice Of Default
3	 <p>3380 N Avenida San Gabriel Rd Palm Springs, CA 92262 MLS ID: SR26008904 ● Active / For Sale</p> <p><i>Listing Courtesy of MULTI ZONE REALTY INC.</i></p>	Single Family	4/3	2,172	8,276 sqft 2001	1/13/2026 55 days	\$850,000 \$391/sq ft	12/22/2025 Short Sale
4	 <p>527 W Santa Catalina Rd Palm Springs, CA 92262 MLS ID: 25627735 ● Active / For Sale</p> <p><i>Listing Courtesy of Westside Homes Realty</i></p>	Single Family	4/6	2,745	0.3 acres 2025	12/10/2025 89 days	\$1,788,000 \$651/sq ft	1/27/2026 Standard Sale
5	 <p>1491 Sunflower Cir N Palm Springs, CA 92262 ■ Closed / Public Record</p>	Condo/Townhouse/Apt.	2/1	837	1,307 sqft 1983	- - days	- \$357/sq ft	12/22/2025 Sold Date: 12/2/2025
6	 <p>2777 E Baristo Rd Palm Springs, CA 92262 MLS ID: DW25254934 ● Pending / For Sale</p> <p><i>Listing Courtesy of EXP REALTY OF CALIFORNIA INC.</i></p>	Single Family	4/5	2,621	1.41 acres 1952	11/5/2025 3 days	\$1,500,000 \$572/sq ft	12/12/2025 Short Sale
7	 <p>2023 N Via Miraleste, Unit 102 Palm Springs, CA 92262 MLS ID: SR25247669 ● Active / For Sale</p> <p><i>Listing Courtesy of FIRST ALLIANCE REALTY</i></p>	Condo/Townhouse/Apt.	2/2	1,034	1,490 sqft 1980	10/28/2025 132 days	\$315,000 \$305/sq ft	1/16/2026 Short Sale
8	 <p>1190 E Buena Vista Dr Palm Springs, CA 92262 MLS ID: 219130274 ● Active / For Sale</p> <p><i>Listing Courtesy of HomeSmart</i></p>	Single Family	4/4	2,415	10,018 sqft 1971	5/19/2025 294 days	\$1,200,000 \$497/sq ft	1/30/2026 Notice of Default
9	 <p>655 E Racquet Club Rd Palm Springs, CA 92262 ■ Off Market / Public Record</p>	Single Family	6/9	2,822	0.29 acres 1959	- - days	- \$693/sq ft	1/16/2026 Notice of Default
10	 <p>400 W Santa Catalina Rd Palm Springs, CA 92262 ■ Off Market / Public Record</p>	Single Family	5/4	2,328	0.3 acres 2021	- - days	- \$779/sq ft	2/4/2026 Notice of Default





Summary

For Lease Activity in the Last 3 Months



Legend

- For Lease
- For Lease Pending
- Recently Closed
- Distressed
- Recently Leased

	New	Pending	Closed	Distressed
Number of Properties	10	7	10	10
Lowest Listing Price / Est.Value	\$1,950	\$1,650	\$1,895	\$242,690
Median Listing Price / Est.Value	\$3,925	\$3,850	\$2,395	\$848,540
Highest Listing Price / Est.Value	\$7,000	\$9,500	\$710,000	\$1,954,880
Average Price / sqft	\$3	\$2	\$65	\$502
Median Price / sqft	\$3	\$2	\$2	\$422
Average Days in RPR	4	71	57	-
Median Days in RPR	5	54	40	-
Total Volume	\$41,569	\$28,045	\$733,020	\$9,374,410
Source	Listings	Listings	Public Records & Listings	Public Records & Listings

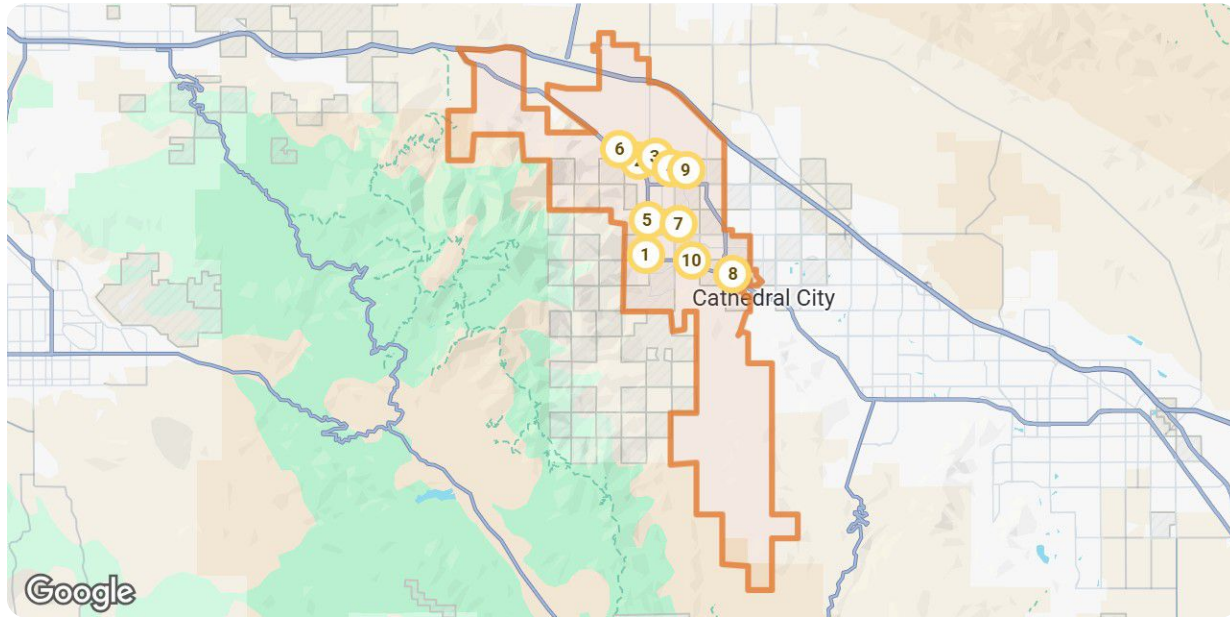




Market Activity Breakdown

New

Source: Listings



Legend

● Active For Lease

New: 10 properties		Property Type	Beds / Baths	Living Area (sq ft)	Lot Size	Year Built	List Date / Days in RPR	List Price / \$ Per Sq Ft
1	 <p>1201 Surrey Ln Palm Springs, CA 92264 MLS ID: 219144453 ● Active / For Lease</p>	Single Family	2/3	1,896	4,356 sqft	2017	3/9/2026 – days	\$5,500 mo. \$3/sq ft
2	 <p>510 N Villa Ct, Unit 201 Palm Springs, CA 92262 MLS ID: IG26051486 ● Active / For Lease</p> <p><i>Courtesy of ELEVATE REAL ESTATE AGENCY</i></p>	Condo/Townhouse/Apt.	1/1	589	623 sqft	1981	3/9/2026 – days	\$3,000 mo. \$5/sq ft
3	 <p>422 Fountain Dr Palm Springs, CA 92262 MLS ID: 219144426 ● Active / For Lease</p> <p><i>Courtesy of Radius Agent Realty</i></p>	Single Family	3/4	2,210	5,662 sqft	2020	3/7/2026 2 days	\$7,000 mo. \$3/sq ft
4	 <p>1496 E Luna Way Palm Springs, CA 92262 MLS ID: 219144258 ● Active / For Lease</p>	Single Family	3/2	1,560	9,583 sqft	1991	3/5/2026 4 days	\$3,500 mo. \$2/sq ft
5	 <p>111 N Palm Canyon Dr Palm Springs, CA 92262 MLS ID: 26660383PS ● Active / For Lease</p> <p><i>Courtesy of Bennion Deville Homes</i></p>	Condo/Townhouse/Apt.	2/2	1,463	0.96 acres	2019	3/5/2026 4 days	\$4,374 mo. \$3/sq ft

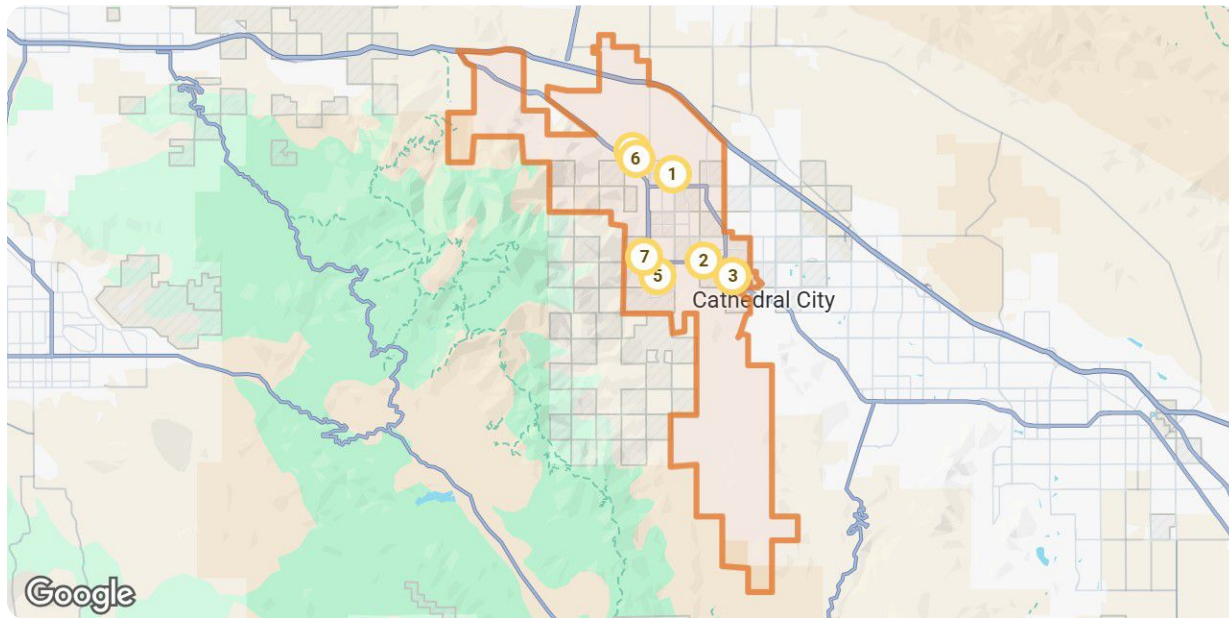


Palm Springs, California

New: 10 properties		Property Type	Beds / Baths	Living Area (sq ft)	Lot Size	Year Built	List Date / Days in RPR	List Price / \$ Per Sq Ft
6	 <p>1207 Palmas Rd Palm Springs, CA 92262 MLS ID: 219144253 ● Active / For Lease</p> <p><i>Courtesy of HomeSmart</i></p>	Single Family	4/3	2,107	6,534 sqft	2006	3/5/2026 4 days	\$3,200 mo. \$2/sq ft
7	 <p>1990 E Calle Felicia Palm Springs, CA 92262 MLS ID: SW26047775 ● Active / For Lease</p> <p><i>Courtesy of EXPRESS REALTY & INVESTMENTS</i></p>	Single Family	4/3	2,592	0.3 acres	1982	3/4/2026 5 days	\$5,995 mo. \$2/sq ft
8	 <p>5300 E Waverly Dr Palm Springs, CA 92264 MLS ID: 219144216 ● Active / For Lease</p> <p><i>Courtesy of Keller Williams Realty</i></p>	Condo/Townhouse/Apt.	2/1	705	-	1978	3/4/2026 5 days	\$1,950 mo. \$3/sq ft
9	 <p>2435 E Wayne Rd Palm Springs, CA 92262 MLS ID: 26660165PS ● Active / For Lease</p> <p><i>Courtesy of EB Investments</i></p>	Single Family	3/3	1,334	0.26 acres	1979	3/4/2026 5 days	\$4,350 mo. \$3/sq ft
10	 <p>451 E V A Carisma Palm Springs, CA 92264 MLS ID: 219144096 ● Active / For Lease</p>	Condo/Townhouse/Apt.	3/2	1,307	-	-	3/3/2026 6 days	\$2,700 mo. \$2/sq ft

Pending

Source: Listings










Legend

● Active For Lease





Palm Springs, California

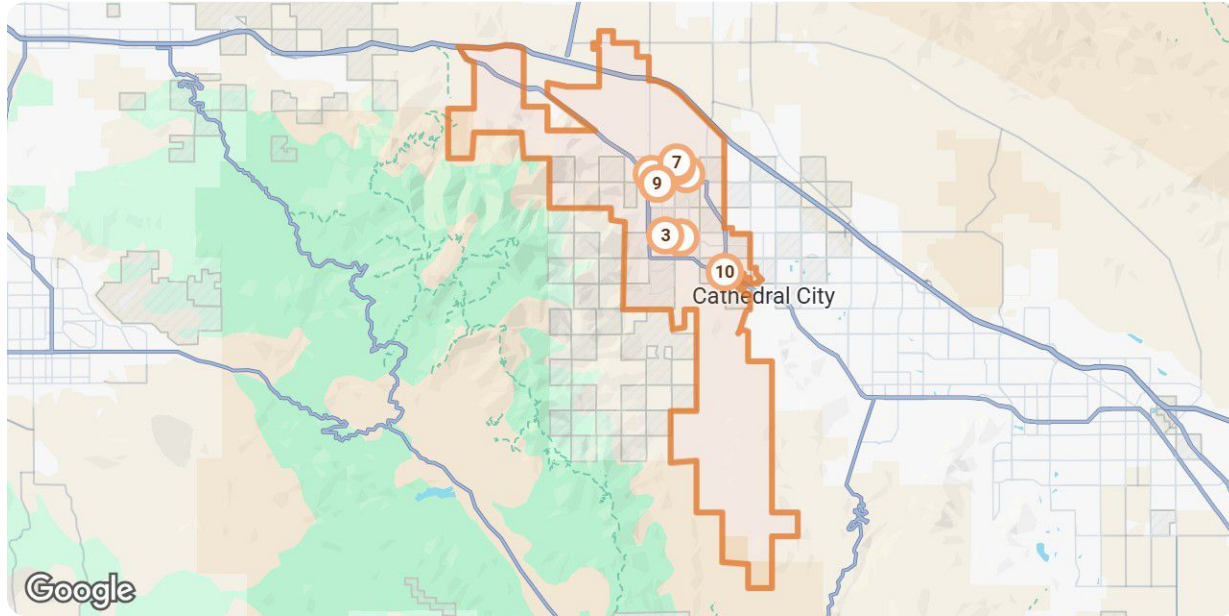
Pending: 7 properties		Property Type	Beds / Baths	Living Area (sq ft)	Lot Size / Year Built	List Date	List Price / \$ Per Sq Ft	Pending Date / Days in RPR
1	 <p>1574 Amelia Way Palm Springs, CA 92262 MLS ID: 25595331PS 🟡 Pending / For Lease</p> <p><i>Courtesy of HomeSmart</i></p>	Single Family	3/2	1,717	8,276 sqft 2001	9/19/2025	\$3,850 mo. \$2/sq ft	3/8/2026 170 days
2	 <p>3599 E El Gaucho Dr Palm Springs, CA 92264 MLS ID: 26658969 🟡 Pending / For Lease</p> <p><i>Courtesy of Coldwell Banker Realty</i></p>	Single Family	4/3	2,249	0.27 acres 1977	3/6/2026	\$3,950 mo. \$2/sq ft	3/6/2026 - days
3	 <p>5300 E Waverly Dr Palm Springs, CA 92264 MLS ID: 219138208 🟡 Pending / For Lease</p> <p><i>Courtesy of HomeSmart</i></p>	Condo/Townhouse/Apt.	2/1	768	871 sqft 1978	11/5/2025	\$1,695 mo. \$2/sq ft	3/5/2026 120 days
4	 <p>754 Mira Grande Palm Springs, CA 92262 MLS ID: 219140117 🟡 Pending / For Lease</p> <p><i>Courtesy of HomeSmart</i></p>	Single Family	3/2	1,411	5,662 sqft 2004	12/17/2025	\$2,900 mo. \$2/sq ft	2/22/2026 67 days
5	 <p>605 E Sierra Way Palm Springs, CA 92264 MLS ID: 26634041PS 🟡 Pending / For Lease</p> <p><i>Courtesy of Keller Williams Luxury Homes</i></p>	Single Family	4/3	3,038	0.29 acres 1967	1/9/2026	\$9,500 mo. \$3/sq ft	2/19/2026 41 days
6	 <p>2820 N Arcadia Ct, #112 Palm Springs, CA 92262 MLS ID: 219142184 🟡 Pending / For Lease</p> <p><i>Courtesy of Equity Union</i></p>	Condo/Townhouse/Apt.	1/1	589	698 sqft 1982	1/27/2026	\$1,650 mo. \$3/sq ft	2/10/2026 14 days
7	 <p>350 Goleta Way Palm Springs, CA 92264 MLS ID: 219140842 🟡 Pending / For Lease</p> <p><i>Courtesy of Re/Max Desert Properties</i></p>	Condo/Townhouse/Apt.	2/3	1,773	3,049 sqft 2016	1/6/2026	\$4,500 mo. \$3/sq ft	1/21/2026 15 days








Closed

Source: Public Records and Listings



Legend

● Closed

Closed: 10 properties		Property Type	Beds / Baths	Living Area (sq ft)	Lot Size / Year Built	Closed Date / Days in RPR	Closed Price / \$ Per Sq Ft	List to Sold Price %
1	 <p>2001 E Camino Parcela, Unit C Palm Springs, CA 92264 MLS ID: 26655795PS ■ Closed / For Lease</p> <p><i>Courtesy of Bennion Deville Homes</i></p>	Condo/Townhouse/Apt.	2/2	1,175	1,306 sqft / 1984	3/7/2026 / 4 days	- / \$2/sq ft	-
2	 <p>2230 N Indian Canyon Dr Palm Springs, CA 92262 MLS ID: 219141041 ■ Closed / For Lease</p>	Condo/Townhouse/Apt.	3/2	1,344	- / -	3/7/2026 / 57 days	- / \$2/sq ft	-
3	 <p>1111 E Ramon Rd, Unit 51 Palm Springs, CA 92264 MLS ID: PW26048113 ■ Closed / For Lease</p> <p><i>Courtesy of COMPASS</i></p>	Condo/Townhouse/Apt.	2/2	1,069	1,830 sqft / 1980	3/7/2026 / 2 days	- / \$2/sq ft	-
4	 <p>2201 N Farrell Dr Palm Springs, CA 92262 MLS ID: 219141449 ■ Closed / For Lease</p>	Single Family	3/2	1,399	0.42 acres / 1984	2/27/2026 / 36 days	- / \$2/sq ft	-
5	 <p>2730 N Biskra Rd Palm Springs, CA 92262 MLS ID: V1-31267 ■ Closed / For Sale and For Lease</p> <p><i>Courtesy of SUN COAST R. E. DOWNTOWN</i></p>	Single Family	3/2	1,134	9,583 sqft / 1977	2/25/2026 / 202 days	\$710,000 / \$626/sq ft	↓ 5.33%
6	 <p>686 E Cottonwood Rd Palm Springs, CA 92262 MLS ID: NP26011302 ■ Closed / For Lease</p> <p><i>Courtesy of BARRY SAYWITZ</i></p>	Condo/Townhouse/Apt.	2/1	900	0.95 acres / 1964	2/25/2026 / 40 days	- / \$2/sq ft	-

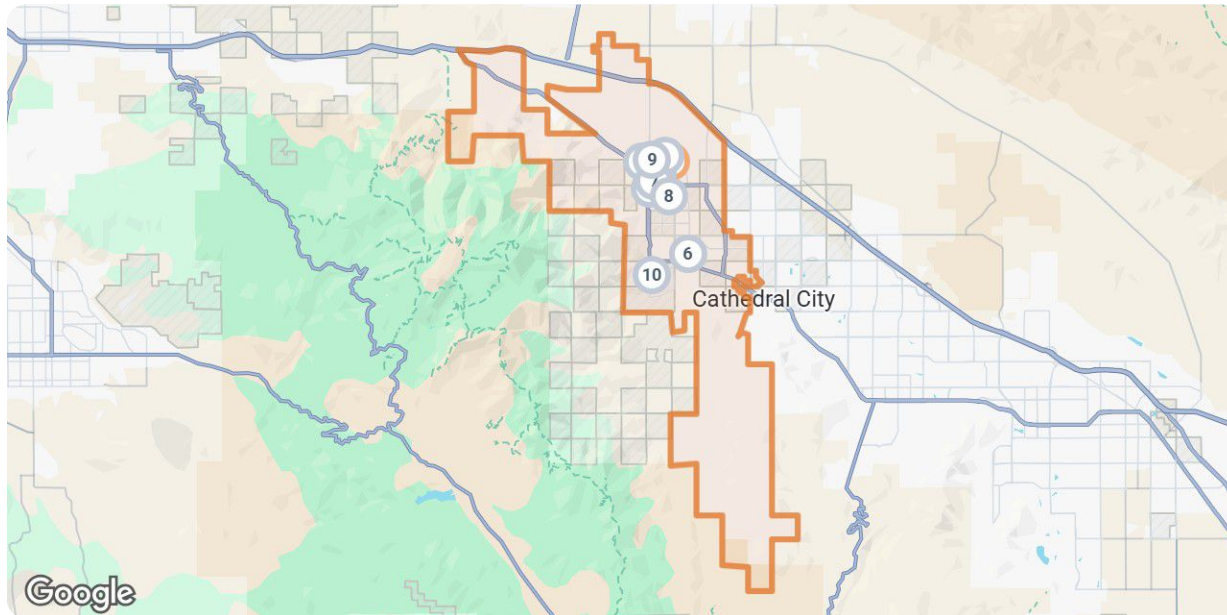


Palm Springs, California

Closed: 10 properties		Property Type	Beds / Baths	Living Area (sq ft)	Lot Size / Year Built	Closed Date / Days in RPR	Closed Price / \$ Per Sq Ft	List to Sold Price %
	<p>1808 E Francis Dr Palm Springs, CA 92262 MLS ID: 25610203 Closed / For Lease</p> <p><i>Courtesy of Equity Union</i></p>	Single Family	3/2	1,218	0.28 acres / 1980	2/25/2026 / 121 days	- / \$3/sq ft	-
	<p>685 E Vista Chino, #A Palm Springs, CA 92262 MLS ID: NP26011297 Closed / For Lease</p> <p><i>Courtesy of BARRY SAYWITZ</i></p>	Condo/Townhouse/Apt.	3/2	1,000	0.95 acres / 1964	2/25/2026 / 40 days	- / \$2/sq ft	-
	<p>685 E Vista Chino, #G Palm Springs, CA 92262 MLS ID: NP26011277 Closed / For Lease</p> <p><i>Courtesy of BARRY SAYWITZ</i></p>	Condo/Townhouse/Apt.	1/1	600	0.95 acres / 1964	2/25/2026 / 40 days	- / \$4/sq ft	-
	<p>2601 S Broadmoor Dr, Apt 81 Palm Springs, CA 92264 MLS ID: IG26014389 Closed / For Lease</p> <p><i>Courtesy of TEAM Q REALTY</i></p>	Condo/Townhouse/Apt.	2/2	1,178	1,705 sqft / 1985	2/24/2026 / 32 days	- / \$2/sq ft	-

Distressed

Source: Public Records and Listings



Legend










- Closed
- Off Market, Hold, Withdrawn, Expired, or Canceled

Distressed: 10 properties		Property Type	Beds / Baths	Living Area (sq ft)	Lot Size / Year Built	List Date / Days in RPR	List Price / \$ Per Sq Ft	Distressed Date / Type
	<p>1491 Sunflower Cir N Palm Springs, CA 92262 Closed / Public Record</p>	Condo/Townhouse/Apt.	2/1	837	1,307 sqft / 1983	- / - days	- / \$357/sq ft	12/22/2025 / Sold Date: 12/2/2025





Palm Springs, California

Distressed: 10 properties		Property Type	Beds / Baths	Living Area (sq ft)	Lot Size / Year Built	List Date / Days in RPR	List Price / \$ Per Sq Ft	Distressed Date / Type
2	 <p>655 E Racquet Club Rd Palm Springs, CA 92262 Off Market / Public Record</p>	Single Family	6/9	2,822	0.29 acres 1959	- - days	- \$693/sq ft	1/16/2026 Notice of Default
3	 <p>400 W Santa Catalina Rd Palm Springs, CA 92262 Off Market / Public Record</p>	Single Family	5/4	2,328	0.3 acres 2021	- - days	- \$779/sq ft	2/4/2026 Notice of Default
4	 <p>3380 N Avenida San Gabriel Rd Palm Springs, CA 92262 Off Market / Public Record</p>	Single Family	4/3	2,172	8,276 sqft 2001	- - days	- \$391/sq ft	12/22/2025 Notice of Default
5	 <p>1555 N Chaparral Rd, Unit 333 Palm Springs, CA 92262 Off Market / Public Record</p>	Condo/Townhouse/Apt.	1/1	638	435 sqft 1999	- - days	- \$380/sq ft	2/18/2026 Notice of Default
6	 <p>1388 S Farrell Dr Palm Springs, CA 92264 Off Market / Public Record</p>	Single Family	3/2	1,560	10,454 sqft 1964	- - days	- \$623/sq ft	1/12/2026 Notice of Foreclosure Sale
7	 <p>2023 N Via Miraleste, Unit 102 Palm Springs, CA 92262 Off Market / Public Record</p>	Condo/Townhouse/Apt.	2/2	1,034	1,490 sqft 1980	- - days	- \$331/sq ft	1/16/2026 Notice of Foreclosure Sale
8	 <p>1200 Pasatiempo Rd Palm Springs, CA 92262 Off Market / Public Record</p>	Single Family	4/4	2,257	10,454 sqft 1980	- - days	- \$747/sq ft	12/22/2025 Notice of Default
9	 <p>355 E San Rafael Dr Palm Springs, CA 92262 Off Market / Public Record</p>	Single Family	3/2	1,868	0.27 acres 1978	- - days	- \$454/sq ft	12/17/2025 Notice of Default
10	 <p>261 E La Verne Way, Unit K Palm Springs, CA 92264 Off Market / Public Record</p>	Condo/Townhouse/Apt.	1/2	1,345	1,482 sqft 1976	- - days	- \$287/sq ft	2/17/2026 Notice of Foreclosure Sale





Palm Springs, California

About RPR

- RPR® is the nation's largest property database, exclusively for REALTORS®. It empowers REALTORS® to help buyers and sellers make informed decisions, backed by a real estate database covering more than 160 million residential and commercial properties in the United States.
- RPR is a wholly owned subsidiary of the National Association of REALTORS® and a member benefit to REALTORS®.
- RPR's data sources range from MLSs and county-level tax and assessment offices, to the U.S. Census and FEMA, to specialty data set providers such as Esri (consumer data), Niche (school information) and Precisely (geographic boundaries).

Learn More

For more information about RPR, please visit RPR's public website: <https://blog.narrpr.com>



Affiliated Services

Guaranteed Rate Affinity



Michelle Morris

SVP of Mortgage Lending

Office: (619) 850-3600

✉ Michelle.Morris@grarate.com

🌐 <https://www.grarate.com/loan-officer/mi...>

NMLS# 264030

72605 Highway 111

Suite B1

Palm Desert, CA 92260

Guaranteed Rate Affinity



Ryan Gray

VP of Mortgage Lending

Office: (951) 356-2177

✉ RyGray@grarate.com

🌐 <https://www.grarate.com/loan-officer/rya...>

NMLS# 248108

72605 Highway 111

Suite B1

Palm Desert, CA 92260

Guaranteed Rate Affinity



Diana Bowar

VP of Mortgage Lending

Office: (425) 652-3911

✉ Diana.Bowar@grarate.com

🌐 <https://www.grarate.com/DianaBowar>

NMLS# 158048

72605 Highway 111

Suite B1

Palm Desert, CA 92260

NOTE: This communication is provided to you for informational purposes only and should not be relied upon by you. The real estate firm identified in this report is not a mortgage lender. You should contact the identified mortgage company directly to learn more about its mortgage products and your eligibility for such products.

