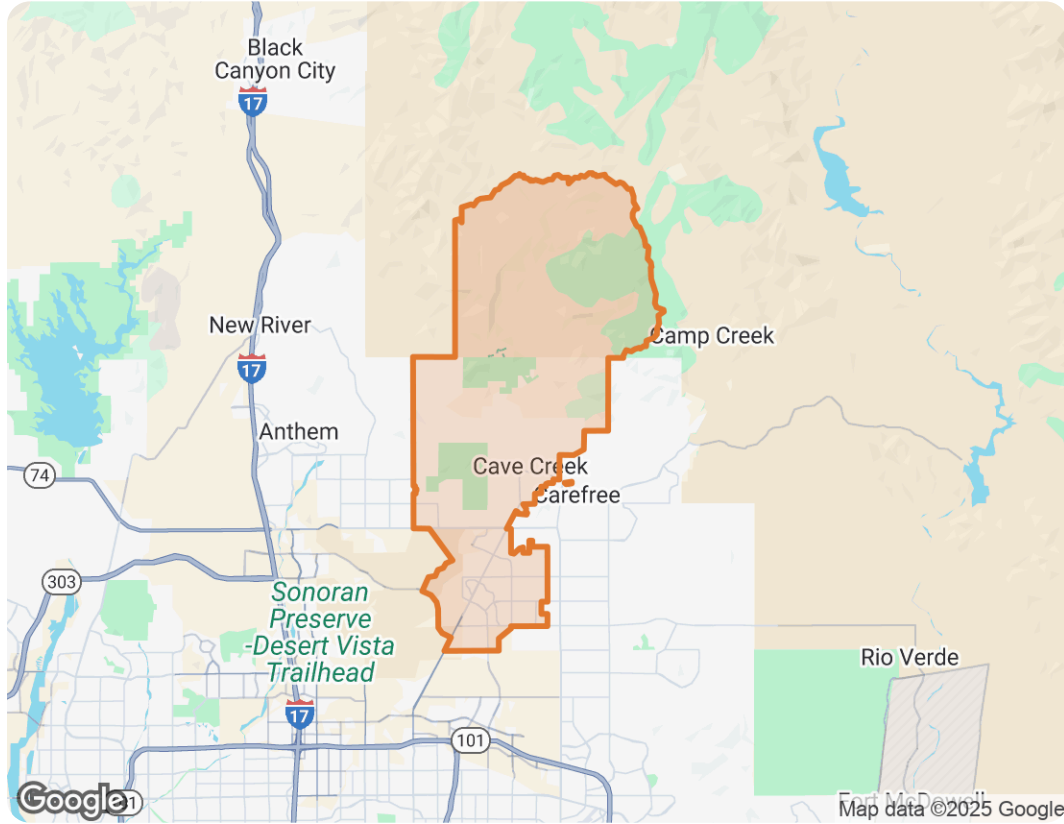


Cave Creek, AZ 85331



Heather Tawes Nelson

ABR, CRS

Arizona Real Estate License #BR565091000

📞 Work (602) 751-1675

✉️ heather@scottsdaleagent.net

🌐 <https://www.LiveBetterInScottsdale.com>

Scottsdale - Camelback Road

6991 E. Camelback Road

Scottsdale, AZ 85251

Market Trends

Market Trends for Cave Creek, AZ 85331

Single Family + Condo/Townhouse/Apt.

July 2025

Market Type

Seller's Market

Balanced Market

Buyer's Market

Key Details

Months of Inventory

6.41

↓ 22.86% MoM

Sold to List Price %

96.7%

↓ 0.54% MoM

Median Days in RPR

81

↑ 17.39% MoM

Median Sold Price

\$863,750

↓ 5.29% MoM

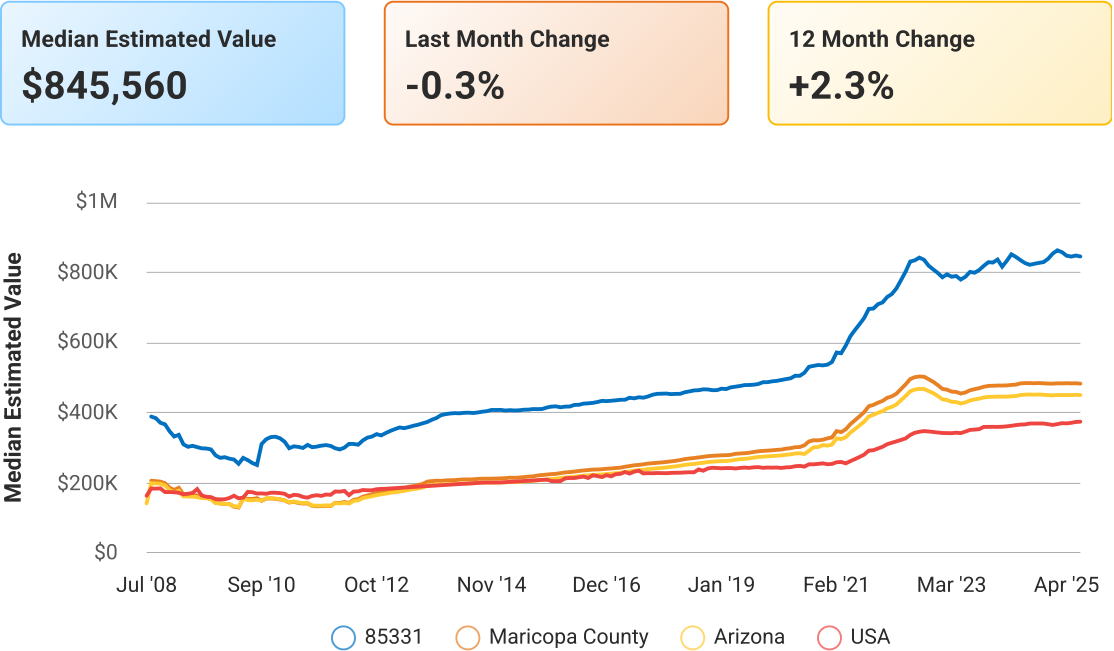
July 2025 Median Estimated Property Value

Single Family + Condo/Townhouse/Apt.

This graphic displays property estimates for a market area and a subject property, where one has been selected. Estimated property values are generated by a valuation model and are not formal appraisals.

Source: Public records, and MLS sources where licensed

Update Frequency: Monthly



July 2025 Active Listings


Cave Creek, AZ 85331

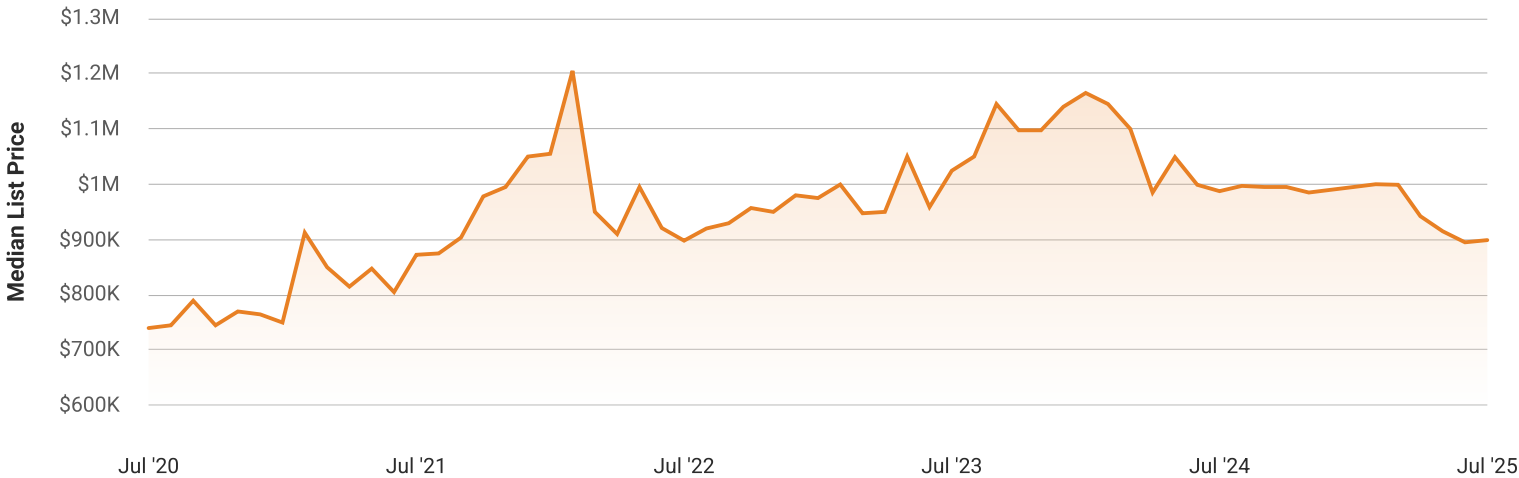
Single Family + Condo/Townhouse/Apt.

This graphic summarizes key statistics for properties that were in an active status on the last day of each month. RPR uses list date and a derived pending date to determine if the listing was active on the last day of the month. An end-of-month snapshot of active listings helps to understand inventory levels, price points and duration on the market.

Source: Listing sources
Update Frequency: Monthly

Median List Price - \$899,000

 0.4% Month over Month



July 2025 Sold Listings

Cave Creek, AZ 85331

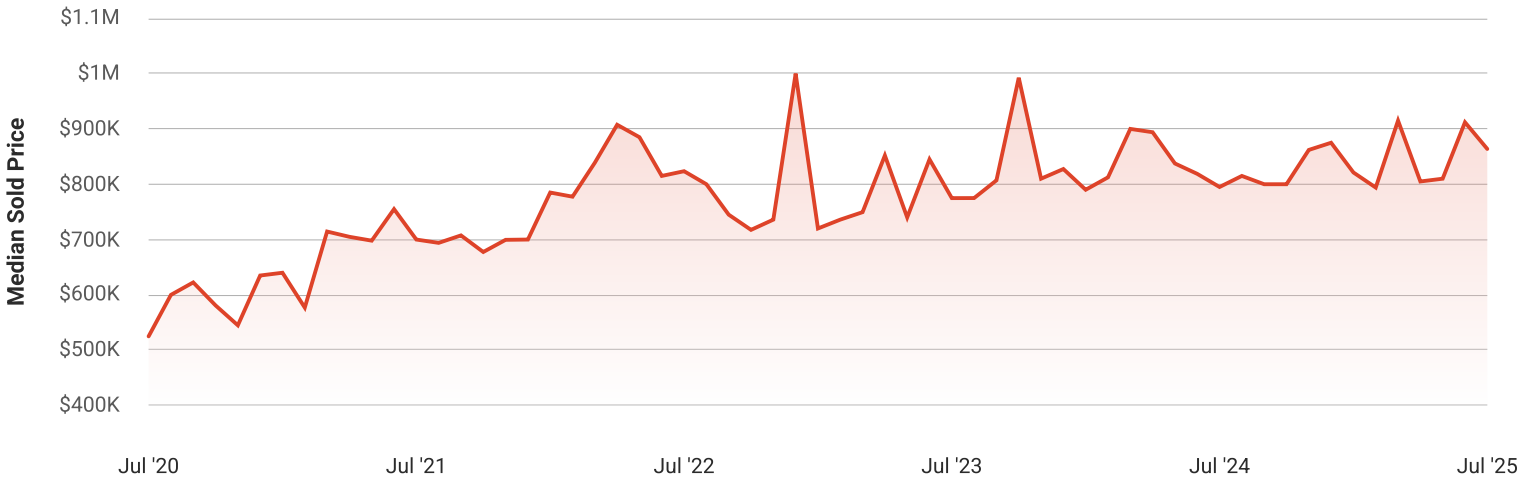
Single Family + Condo/Townhouse/Apt.

This graphic summarizes key statistics for properties that sold each month. RPR uses a derived sold date to determine when a property moved into a sold status within the given month. These statistics are important for understanding the price points on sold properties as well as the difference between the list price and sold price, which reveals whether buyers are paying over or under the asking price.

Source: Listing sources
Update Frequency: Monthly

Median Sold Price - \$863,750

↓ 5.3% Month over Month

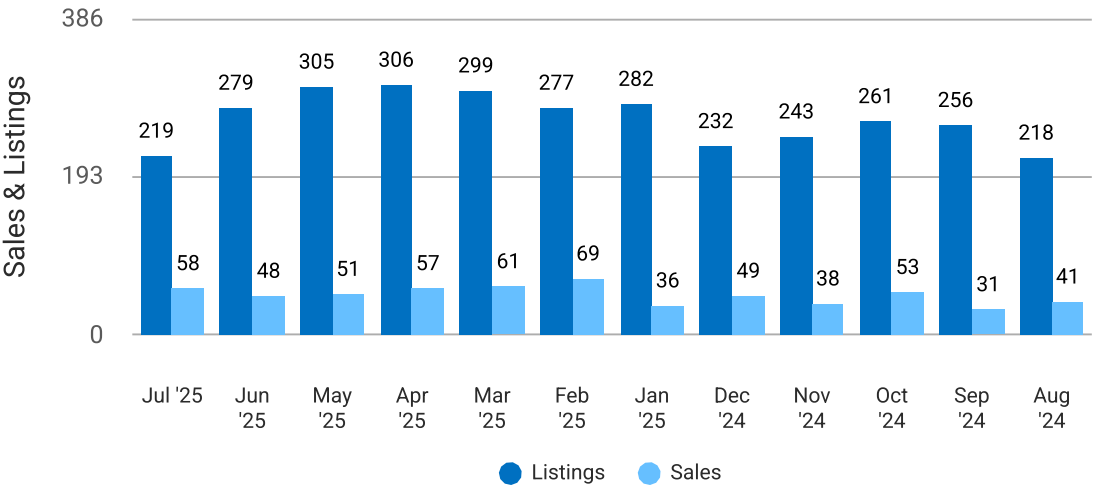


Total Sales and Active Listings

Single Family + Condo/Townhouse/Apt.

This graph compares the number of sales with the number of active listings in the local market.

Source: MLS data where licensed
Update Frequency: Monthly



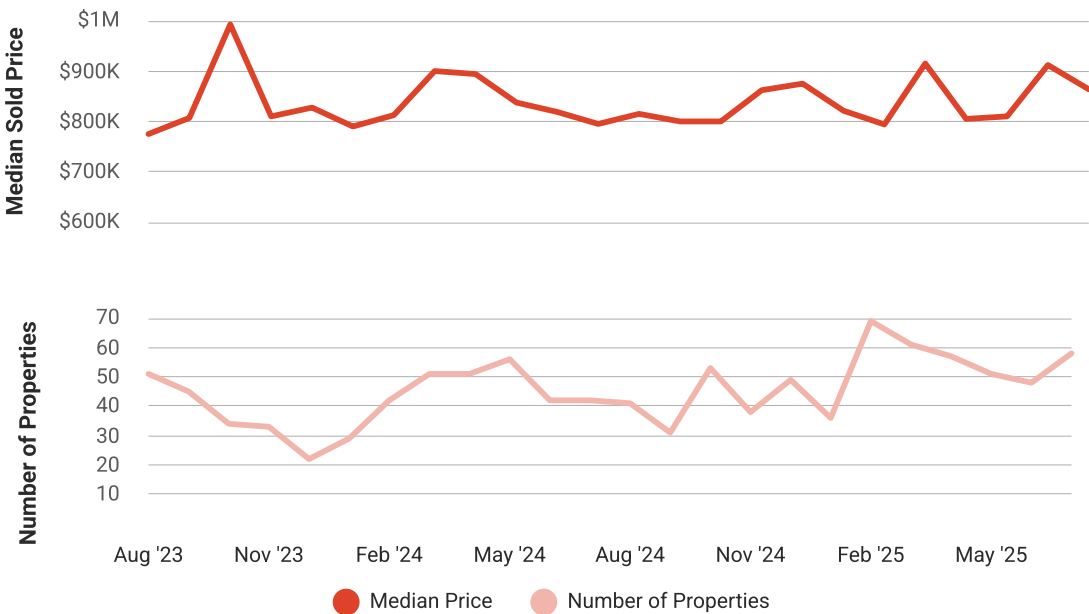
Median Sold Price vs Sold Listings

Single Family + Condo/Townhouse/Apt.

This chart compares the trend of median sold price and number of sold listings for the given location.

Source: Listing Data

Update Frequency: Monthly



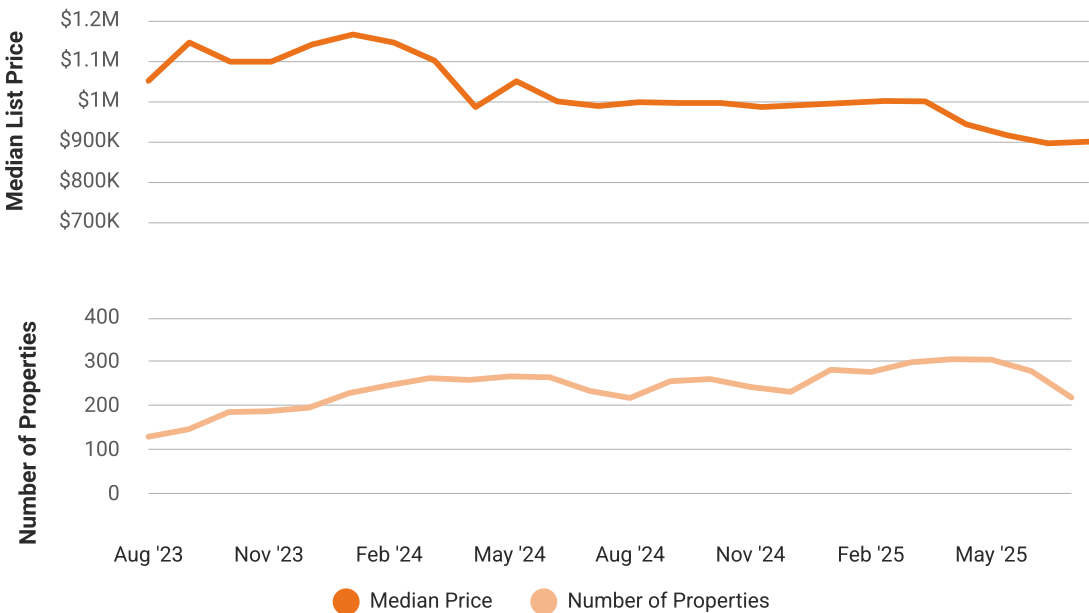
Median List Price vs Active Listings

Single Family + Condo/Townhouse/Apt.

This chart compares the trend of median list price and number of active properties for the given location.

Source: Listing Data

Update Frequency: Monthly



Market Snapshot

Value and Price Changes

	Current	Last Month	Last 3 Months	Last 12 Months	Last 24 Months	Last 36 Months
Median Est. Property Value Last Updated: 7/31/2025	\$845,560	\$848,220 -0.31%	\$847,750 -0.26%	\$826,560 +2.3%	\$801,560 +5.49%	\$834,540 +1.32%
Median Sold Price Last Updated: 7/31/2025	\$863,750	\$912,000 -5.29%	\$805,000 +7.3%	\$795,000 +8.65%	\$774,900 +11.47%	\$823,550 +4.88%
Median List Price Last Updated: 7/31/2025	\$899,000	\$895,000 +0.45%	\$942,250 -4.59%	\$987,500 -8.96%	\$1,024,500 -12.25%	\$898,000 +0.11%

About this Data: Because some brokerages may choose not to include their MLS listing content within the RPR platform, the analysis contained in this report may not have been created using all the available listing data within this geographical market.

Median estimated property values are generated by a valuation model and are not formal appraisals. Valuations are based on public records and MLS data where licensed. The Metrics displayed here reflect **All Residential Single Family, Condo, Townhouse and Apartment properties** data.

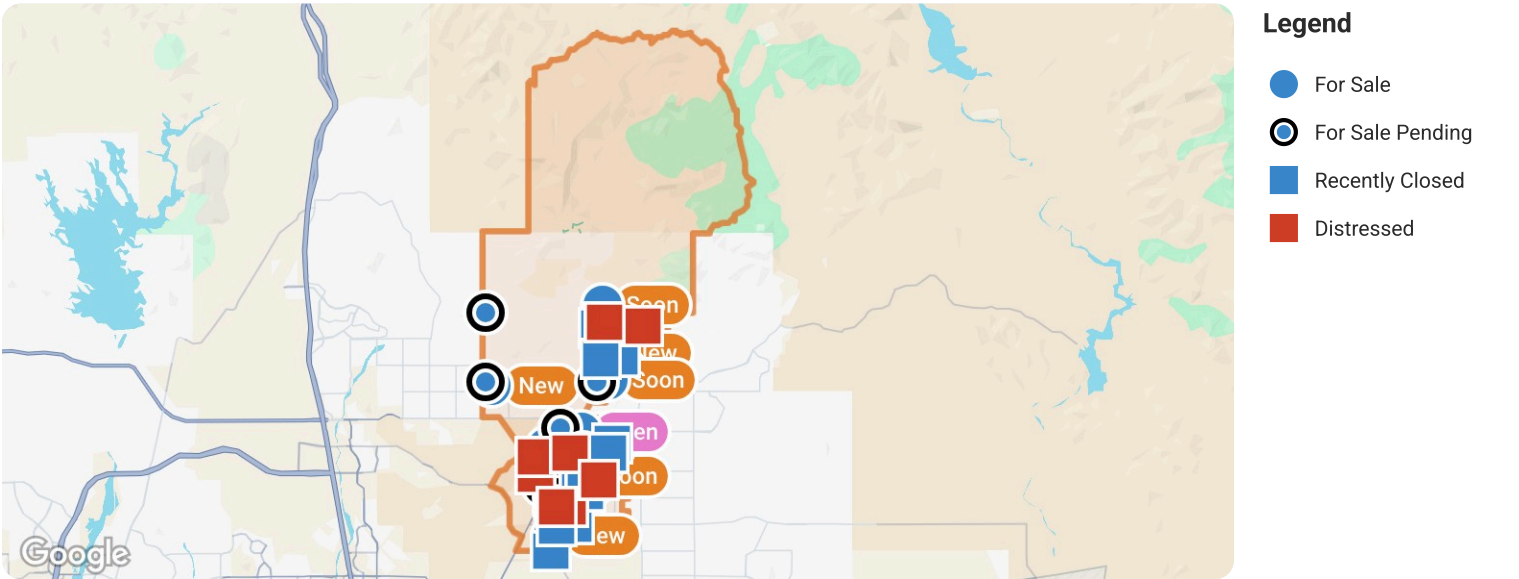
Market Activity

Market Activity Filters

- Sort Order: Recently updated
- Maximum Properties Per Change Type: 10
- Change Types: New Listings, Pending, Closed, Distressed
- Property Types: Single Family, Condo/Townhouse/Apt
- Property Features: Sale Price: Any, Lease Price: Any, Beds: Any, Baths: Any, Living Area: Any, Lot Size (acre): Any, Year Built: Any

Summary

For Sale Activity in the Last 3 Months

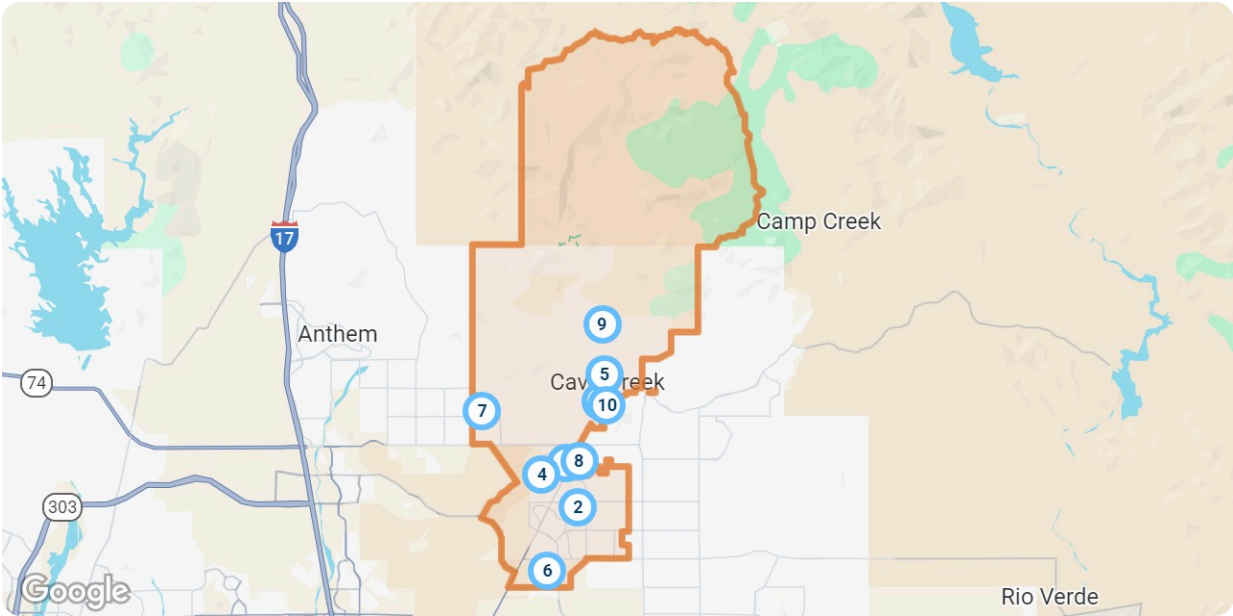


	New	Pending	Closed	Distressed
Number of Properties	10	10	10	8
Lowest Listing Price / Est.Value	\$529,000	\$520,000	\$530,000	\$547,930
Median Listing Price / Est.Value	\$1,268,731	\$762,500	\$925,000	\$897,265
Highest Listing Price / Est.Value	\$2,205,000	\$1,624,427	\$1,612,500	\$2,786,000
Average Price / sqft	\$465	\$338	\$380	\$439
Median Price / sqft	\$434	\$341	\$385	\$369
Average Days in RPR	17	119	118	–
Median Days in RPR	7	76	80	–
Total Volume	\$12,969,461	\$8,716,655	\$10,824,000	\$10,043,250
Source	Listings	Listings	Public Records & Listings	Public Records & Listings

Market Activity Breakdown

New

Source: Listings



Legend

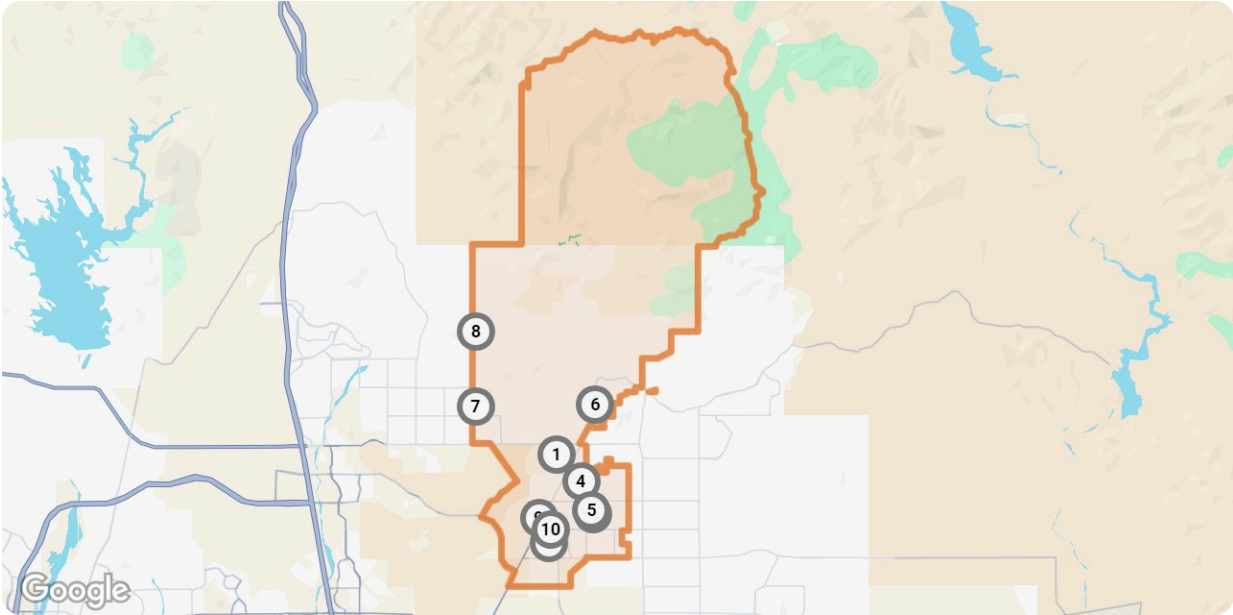
● Active For Sale

New: 10 properties		Property Type	Beds / Baths	Living Area (sq ft)	Lot Size	Year Built	List Date / Days in RPR	List Price / \$ Per Sq Ft
1	 <div>33610 N Rifleman Rd Cave Creek, AZ 85331 MLS ID: 6904199 ● Active / For Sale <i>Listing Courtesy of Realty One Group</i></div>	Single Family	4/4	3,050	0.93 acres	2018	8/11/2025 1 day	\$1,399,000 \$459/sq ft
2	 <div>31105 N Sunrise Ranch Rd Cave Creek, AZ 85331 MLS ID: 6904610 ● Active / For Sale <i>Listing Courtesy of West Usa Realty</i></div>	Single Family	3/4	4,497	1.13 acres	2006	8/8/2025 4 days	\$1,950,000 \$434/sq ft
3	 <div>6014 E Surrey Dr Cave Creek, AZ 85331 MLS ID: 6891675 ● Active / For Sale <i>Listing Courtesy of Homesmart</i></div>	Single Family	4/2	1,378	0.43 acres	1965	7/11/2025 32 days	\$598,000 \$434/sq ft
4	 <div>32825 N 43rd St Cave Creek, AZ 85331 MLS ID: 6897642 ● Active / For Sale <i>Listing Courtesy of Exp Realty</i></div>	Single Family	6/5	4,018	8,749 sq ft	2002	7/25/2025 18 days	\$865,000 \$215/sq ft
5	 <div>6088 E Knolls Way N Cave Creek, AZ 85331 MLS ID: 6893209 ● Active / For Sale <i>Listing Courtesy of Friedman Realty Az, LLC</i></div>	Condo/Townhouse/Apt.	2/2	1,470	5,342 sq ft	2005	7/15/2025 28 days	\$529,000 \$360/sq ft

New: 10 properties		Property Type	Beds / Baths	Living Area (sq ft)	Lot Size	Year Built	List Date / Days in RPR	List Price / \$ Per Sq Ft
6	 <div>27435 N 45th St Cave Creek, AZ 85331 MLS ID: 6901516 ● Active / For Sale <i>Listing Courtesy of My Home Group Real Estate</i></div>	Single Family	3/2	1,763	1.25 acres	1977	8/4/2025 8 days	\$975,000 \$553/sq ft
7	 <div>36404 N 27th St Cave Creek, AZ 85331 MLS ID: 6904554 ● Active / For Sale <i>Listing Courtesy of Exp Realty</i></div>	Single Family	4/4	4,248	1.21 acres	1994	8/11/2025 1 day	\$1,685,000 \$397/sq ft
8	 <div>4224 E Luther Ln Cave Creek, AZ 85331 MLS ID: 6874204 ● Active / For Sale <i>Listing Courtesy of Klmr Sales</i></div>	Single Family	4/4	3,558	8,750 sq ft	2025	6/1/2025 72 days	\$1,138,461 \$320/sq ft
9	 <div>5730 E Cielo Run N Cave Creek, AZ 85331 MLS ID: 6902803 ● Active / For Sale <i>Listing Courtesy of Realty85</i></div>	Single Family	3/3	2,638	3.97 acres	1998	8/6/2025 6 days	\$1,625,000 \$616/sq ft
10	 <div>6111 E Victoria Dr Cave Creek, AZ 85331 MLS ID: 6904496 ● Active / For Sale <i>Listing Courtesy of Azarchitecture/jarson & Jarson</i></div>	Single Family	3/2	2,563	0.78 acres	1982	8/11/2025 1 day	\$2,205,000 \$860/sq ft











Pending

Source: Listings



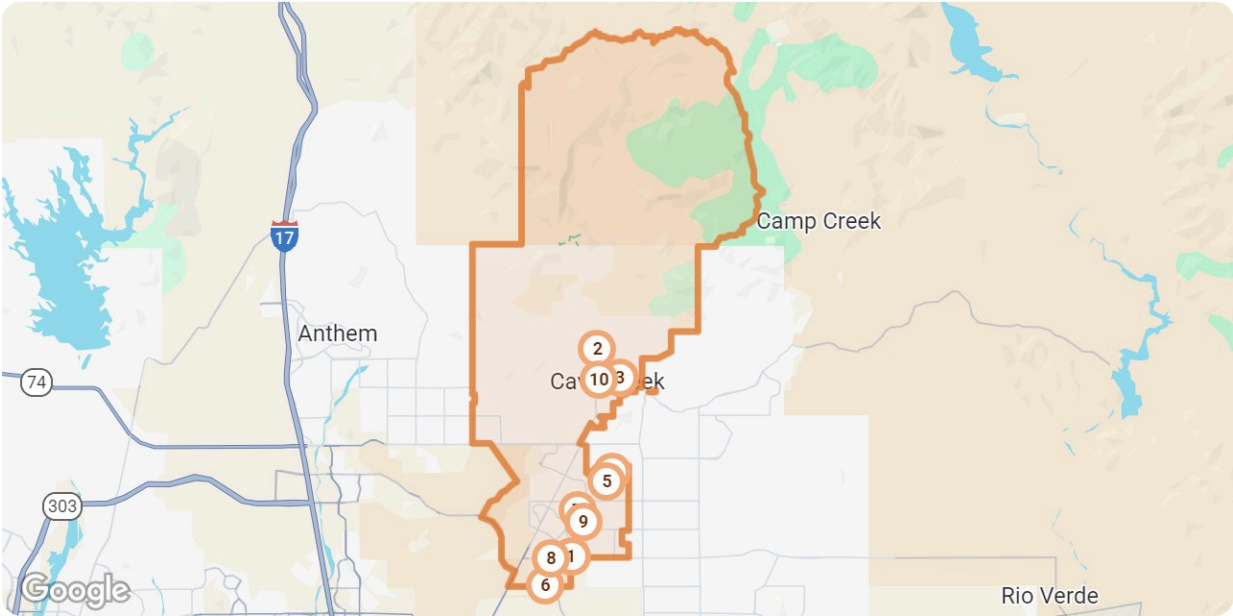
Legend

● Pending

Pending: 10 properties		Property Type	Beds / Baths	Living Area (sq ft)	Lot Size / Year Built	List Date	List Price / \$ Per Sq Ft	Pending Date / Days in RPR
1	 <p>4759 E Woburn Ln Cave Creek, AZ 85331 MLS ID: 6872125 🕒 Pending / For Sale</p> <p><i>Listing Courtesy of Homecoin.com</i></p>	Single Family	5/3	2,248	4,735 sq ft 2003	5/28/2025	\$634,000 \$282/sq ft	8/12/2025 76 days
2	 <p>5748 E Moura Dr Cave Creek, AZ 85331 MLS ID: 6801778 🕒 Pending / For Sale</p> <p><i>Listing Courtesy of Homelogic Real Estate</i></p>	Single Family	4/5	4,231	0.26 acres 2024	1/8/2025	\$1,624,427 \$384/sq ft	6/5/2025 216 days
3	 <p>4536 E Via Dona Rd Cave Creek, AZ 85331 MLS ID: 6736557 🕒 Pending / For Sale</p> <p><i>Listing Courtesy of Homesmart</i></p>	Single Family	4/2	2,186	7,111 sq ft 1995	7/27/2024	\$725,000 \$332/sq ft	8/9/2025 381 days
4	 <p>5401 E Lonesome Trl Cave Creek, AZ 85331 MLS ID: 6888127 🕒 Pending / For Sale</p> <p><i>Listing Courtesy of Dpr Realty Llc</i></p>	Single Family	3/3	2,864	0.27 acres 2002	7/3/2025	\$999,950 \$349/sq ft	8/8/2025 40 days
5	 <p>5744 E Lowden Rd Cave Creek, AZ 85331 MLS ID: 6879187 🕒 Pending / For Sale</p> <p><i>Listing Courtesy of Homelogic Real Estate</i></p>	Single Family	3/4	3,364	0.27 acres 2024	6/12/2025	\$1,490,688 \$443/sq ft	8/4/2025 61 days
6	 <p>36600 N Cave Creek Rd, Unit 7 Cave Creek, AZ 85331 MLS ID: 6872740 🕒 Pending / For Sale</p> <p><i>Listing Courtesy of Homesmart</i></p>	Single Family	3/2	1,573	1,456 sq ft 2012	5/29/2025	\$567,890 \$361/sq ft	7/11/2025 75 days
7	 <p>36655 N 25th St Cave Creek, AZ 85331 MLS ID: 6855354 🕒 Pending / For Sale</p> <p><i>Listing Courtesy of A.z. & Associates</i></p>	Single Family	4/3	2,350	1.61 acres 1984	4/22/2025	\$520,000 \$221/sq ft	7/15/2025 112 days
8	 <p>40834 N 26th St Cave Creek, AZ 85331 MLS ID: 6872283 🕒 Pending / For Sale</p> <p><i>Listing Courtesy of Jason Mitchell Real Estate</i></p>	Single Family	4/3	2,735	2.54 acres 1996	5/28/2025	\$824,900 \$302/sq ft	7/9/2025 76 days
9	 <p>30440 N 42nd Pl Cave Creek, AZ 85331 MLS ID: 6854453 🕒 Pending / For Sale</p> <p><i>Listing Courtesy of Realty One Group</i></p>	Single Family	3/2	1,436	4,771 sq ft 1998	4/19/2025	\$529,800 \$369/sq ft	7/14/2025 115 days
10	 <p>29670 N 46th St Cave Creek, AZ 85331 MLS ID: 6887151 🕒 Pending / For Sale</p> <p><i>Listing Courtesy of Exp Realty</i></p>	Single Family	3/2	2,400	0.29 acres 1992	7/1/2025	\$800,000 \$333/sq ft	7/29/2025 42 days


Closed

Source: Public Records and Listings



Legend

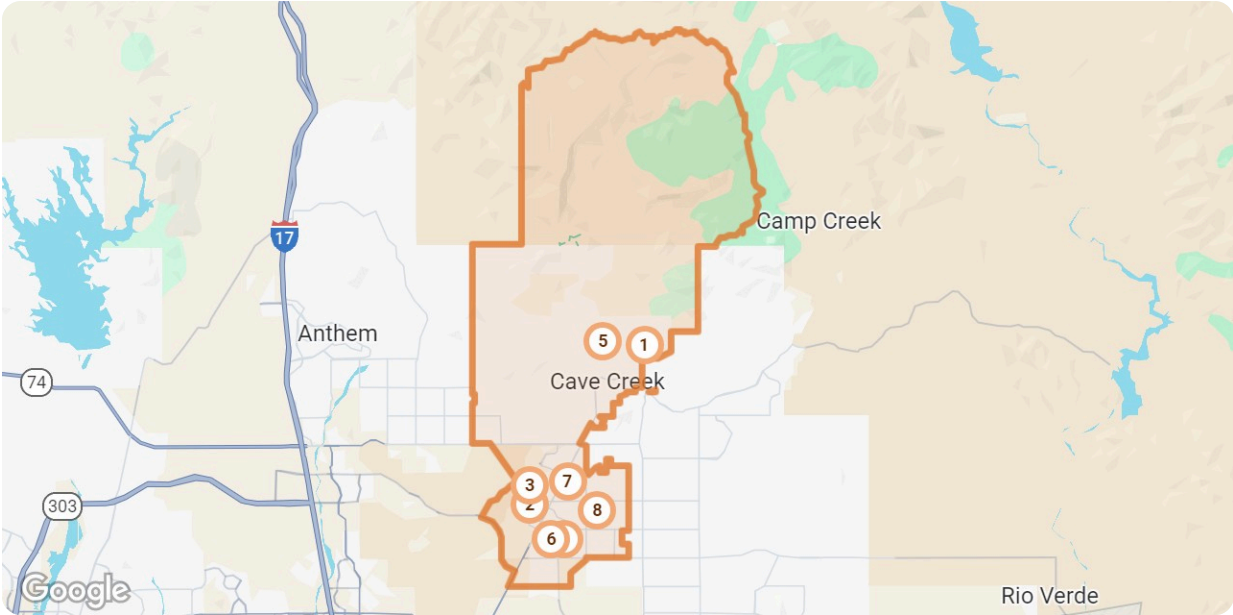
● Closed

Closed: 10 properties		Property Type	Beds / Baths	Living Area (sq ft)	Lot Size / Year Built	Closed Date / Days in RPR	Closed Price / \$ Per Sq Ft	List to Sold Price %
1	<div><div>5149 E Silver Sage Ln Cave Creek, AZ 85331 MLS ID: 6876312 Closed / For Sale</div><div>Courtesy of Citiea</div></div>	Single Family	4/3	2,588	9,175 sq ft 2000	8/11/2025 67 days	\$733,500 \$283/sq ft	↓ 2.2%
2	<div><div>39839 N Spur Cross Rd Cave Creek, AZ 85331 MLS ID: 6771434 Closed / For Sale</div><div>Courtesy of Russ Lyon Sotheby's International Realty</div></div>	Single Family	3/3	2,785	6.23 acres 1981	8/11/2025 300 days	\$1,612,500 \$579/sq ft	↓ 2.27%
3	<div><div>6525 E Cave Creek Rd, Unit 38 Cave Creek, AZ 85331 MLS ID: 6849011 Closed / For Sale</div><div>Courtesy of Stag Realty Az</div></div>	Single Family	3/4	3,501	5,177 sq ft 2021	7/31/2025 113 days	\$1,475,000 \$421/sq ft	↓ 10.61%
4	<div><div>6310 E Dove Valley Rd Cave Creek, AZ 85331 MLS ID: 6880152 Closed / For Sale</div><div>Courtesy of Az Brokerage Holdings, Llc</div></div>	Single Family	5/4	3,474	1.17 acres 2001	7/31/2025 48 days	\$1,550,000 \$446/sq ft	↓ 2.82%
5	<div><div>6208 E Lonesome Trl Cave Creek, AZ 85331 MLS ID: 6823322 Closed / For Sale</div><div>Courtesy of Walt Danley Local Luxury Christie's International Real Estate</div></div>	Single Family	4/3	2,945	0.27 acres 2017	7/31/2025 162 days	\$990,000 \$336/sq ft	↓ 3.41%

Closed: 10 properties		Property Type	Beds / Baths	Living Area (sq ft)	Lot Size / Year Built	Closed Date / Days in RPR	Closed Price / \$ Per Sq Ft	List to Sold Price %
6	<div></div> <div>4422 E Spur Dr Cave Creek, AZ 85331 MLS ID: 6870819 <div>Closed / For Sale</div></div> <div>Courtesy of Blocks Brokerage Llc</div>	Single Family	3/2	2,326	8,580 sq ft 1997	7/31/2025 69 days	\$860,000 \$370/sq ft	<div>↑</div> 1.18%
7	<div></div> <div>30920 N Sunrise Ranch Rd Cave Creek, AZ 85331 MLS ID: 6862535 <div>Closed / For Sale</div></div> <div>Courtesy of Homesmart</div>	Single Family	3/2	1,818	1.18 acres 2025	7/31/2025 85 days	\$740,000 \$407/sq ft	<div>↓</div> 1.2%
8	<div></div> <div>4530 E White Feather Ln Cave Creek, AZ 85331 MLS ID: 6867972 <div>Closed / For Sale</div></div> <div>Courtesy of Re/max Excalibur</div>	Single Family	4/4	3,489	9,466 sq ft 1999	7/31/2025 75 days	\$835,000 \$239/sq ft	<div>↓</div> 6.7%
9	<div></div> <div>5528 E Windstone Trl Cave Creek, AZ 85331 MLS ID: 6807718 <div>Closed / For Sale</div></div> <div>Courtesy of Compass</div>	Single Family	4/4	4,761	0.4 acres 2014	7/31/2025 193 days	\$1,498,000 \$315/sq ft	<div>↓</div> 6.08%
10	<div></div> <div>39006 N Habitat Cir Cave Creek, AZ 85331 MLS ID: 6846245 <div>Closed / For Sale</div></div> <div>Courtesy of Homesmart</div>	Single Family	2/2	1,323	9,610 sq ft 1999	6/6/2025 66 days	\$530,000 \$401/sq ft	<div>↓</div> 1.85%

Distressed

Source: Public Records and Listings



Legend

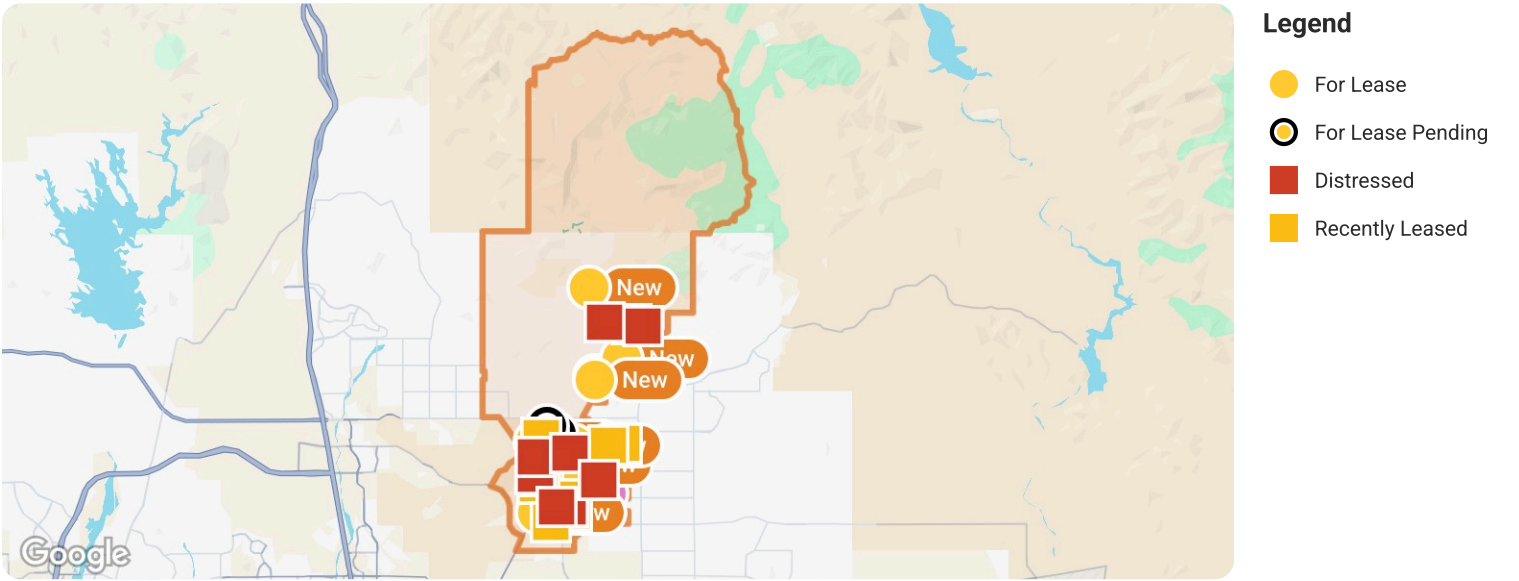
● Closed

Cave Creek, AZ 85331

Distressed: 8 properties		Property Type	Beds / Baths	Living Area (sq ft)	Lot Size / Year Built	List Date / Days in RPR	List Price / \$ Per Sq Ft	Distressed Date / Type
1		7227 E Highland Rd Cave Creek, AZ 85331 Off Market / Public Record	Single Family	-/5	4,131	2.21 acres 1995	- - days \$506/sq ft	6/10/2025 Re-recorded Notice of Trustee's Sale
2		31220 N 40th Pl Cave Creek, AZ 85331 Off Market / Public Record	Single Family	-/3	1,535	4,526 sq ft 1994	- - days \$357/sq ft	6/2/2025 Notice of Trustee Sale
3		4008 E Ashler Hills Dr Cave Creek, AZ 85331 Off Market / Public Record	Single Family	-/2	3,229	1.25 acres 1985	- - days \$297/sq ft	6/18/2025 Notice of Trustee Sale
4		4893 E Fernwood Ct Cave Creek, AZ 85331 Off Market / Public Record	Single Family	-/3	2,052	8,699 sq ft 1996	- - days \$374/sq ft	6/18/2025 Notice of Trustee Sale
5		6060 E Fleming Springs Rd Cave Creek, AZ 85331 Off Market / Public Record	Single Family	-/5	3,350	7.71 acres 1989	- - days \$832/sq ft	6/18/2025 Notice of Trustee Sale
6		4619 E Hunter Ct Cave Creek, AZ 85331 Off Market / Public Record	Single Family	-/3	2,186	7,052 sq ft 1995	- - days \$362/sq ft	7/16/2025 Notice of Trustee Sale
7		5055 E Sleepy Ranch Rd Cave Creek, AZ 85331 Off Market / Public Record	Single Family	-/3	2,291	10,800 sq ft 2000	- - days \$364/sq ft	6/10/2025 Notice of Trustee Sale
8		5919 E Wildcat Dr Cave Creek, AZ 85331 Off Market / Public Record	Single Family	-/5	3,016	1.03 acres 1999	- - days \$420/sq ft	6/10/2025 Notice of Trustee Sale

Summary

For Lease Activity in the Last 3 Months

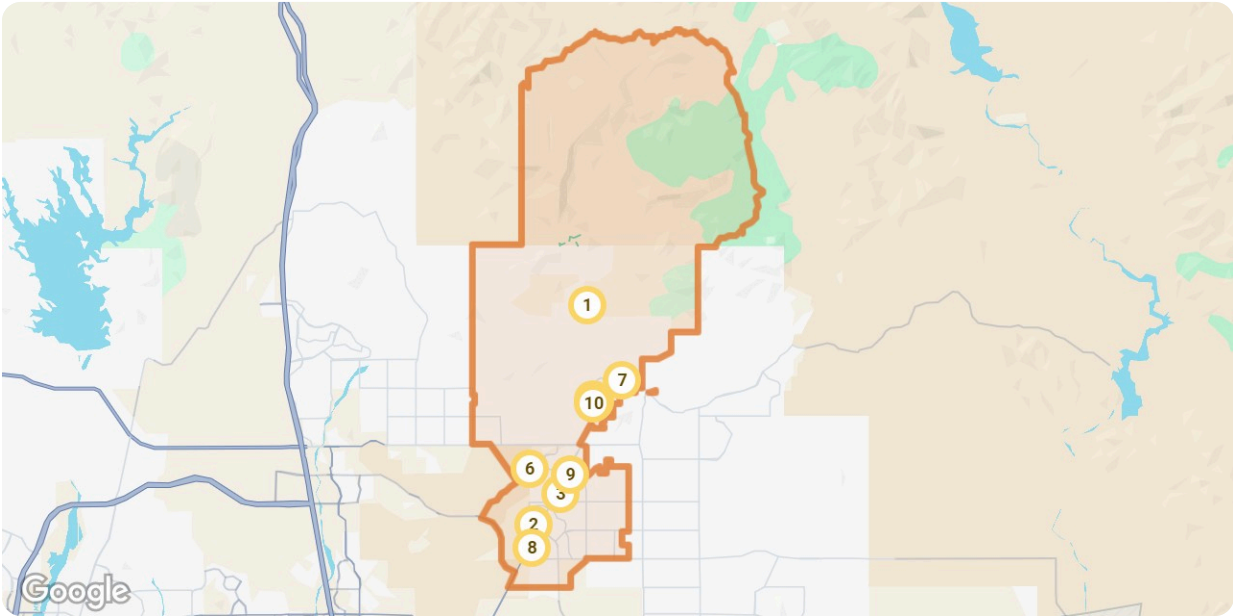


	New	Pending	Closed	Distressed
Number of Properties	10	2	10	8
Lowest Listing Price / Est.Value	\$2,500	\$3,000	–	\$547,930
Median Listing Price / Est.Value	\$3,088	\$3,250	–	\$897,265
Highest Listing Price / Est.Value	\$5,500	\$3,500	–	\$2,786,000
Average Price / sqft	\$2	\$1	–	\$439
Median Price / sqft	\$2	\$1	–	\$369
Average Days in RPR	30	38	79	–
Median Days in RPR	14	38	74	–
Total Volume	\$37,875	\$6,500	–	\$10,043,250
Source	Listings	Listings	Public Records & Listings	Public Records & Listings

Market Activity Breakdown

New






Source: Listings



Legend

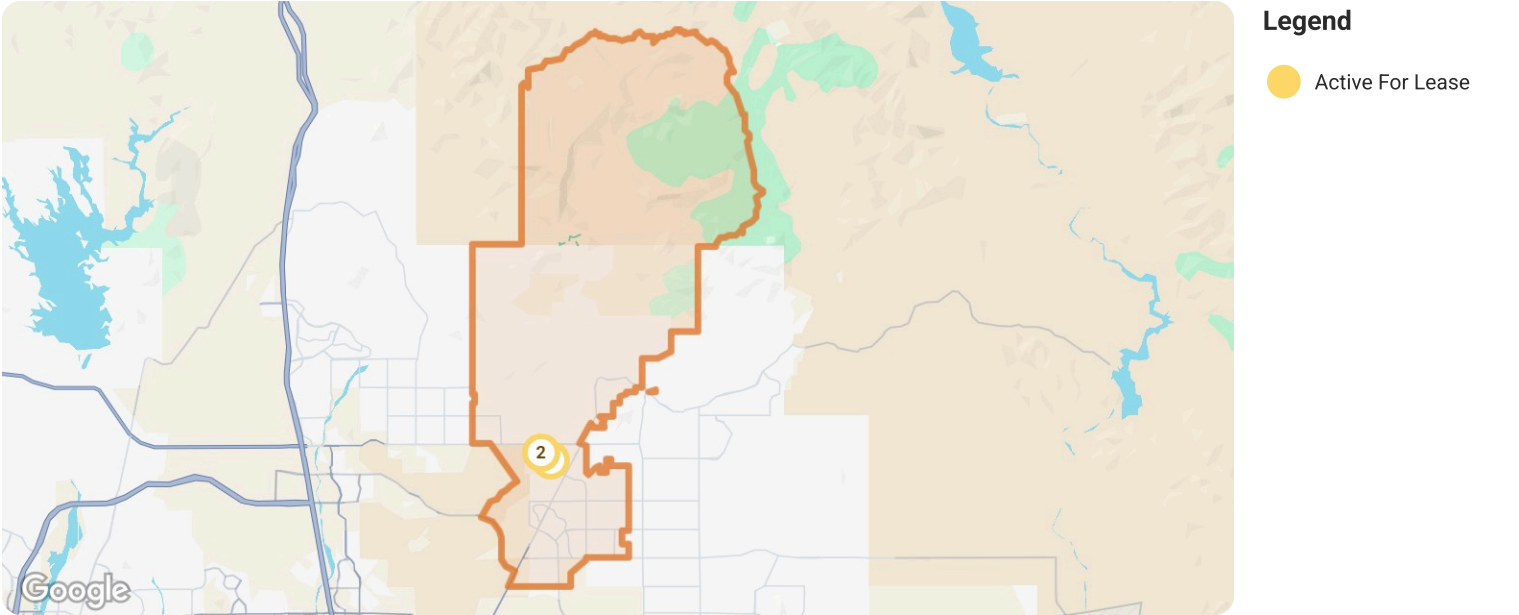
● Active For Lease

New: 10 properties		Property Type	Beds / Baths	Living Area (sq ft)	Lot Size	Year Built	List Date / Days in RPR	List Price / \$ Per Sq Ft
1	<div><div>42480 N Spur Cross Rd Cave Creek, AZ 85331 MLS ID: 6868829 ● Active / For Lease</div><div>Courtesy of Compass</div></div>	Single Family	4/5	4,774	1.77 acres	2006	5/15/2025 89 days	\$4,500 mo. \$1/sq ft
2	<div><div>4118 E Justica St Cave Creek, AZ 85331 MLS ID: 6898398 ● Active / For Lease</div><div>Courtesy of Realty Executives Arizona Territory</div></div>	Single Family	3/3	1,419	2,575 sq ft	1997	7/28/2025 15 days	\$2,500 mo. \$2/sq ft
3	<div><div>4847 E Calle De Las Estrellas Cave Creek, AZ 85331 MLS ID: 6900801 ● Active / For Lease</div><div>Courtesy of Dpr Realty Llc</div></div>	Single Family	5/3	2,800	1.66 acres	1974	8/2/2025 10 days	\$5,500 mo. \$2/sq ft
4	<div><div>37042 N Conestoga Trl Cave Creek, AZ 85331 MLS ID: 6899675 ● Active / For Lease</div><div>Courtesy of Market Edge Realty, Llc</div></div>	Single Family	3/2	1,639	0.42 acres	2020	7/31/2025 12 days	\$2,950 mo. \$2/sq ft
5	<div><div>37001 N Conestoga Trl Cave Creek, AZ 85331 MLS ID: 6895881 ● Active / For Lease</div><div>Courtesy of Market Edge Realty, Llc</div></div>	Single Family	3/2	1,639	0.42 acres	2020	7/22/2025 21 days	\$2,950 mo. \$2/sq ft

New: 10 properties		Property Type	Beds / Baths	Living Area (sq ft)	Lot Size	Year Built	List Date / Days in RPR	List Price / \$ Per Sq Ft
6		4008 E Crimson Ter Cave Creek, AZ 85331 MLS ID: 6900854 ● Active / For Lease	Single Family	4/3	2,661	4,487 sq ft	2013	8/2/2025 10 days \$3,100 mo. \$1/sq ft
Courtesy of Russ Lyon Sotheby's International Realty								
7		6525 E Cave Creek Rd, Unit 31 Cave Creek, AZ 85331 MLS ID: 6900262 ● Active / For Lease	Single Family	2/3	2,078	6,432 sq ft	2020	8/1/2025 11 days \$5,500 mo. \$3/sq ft
Courtesy of Desert Dimensions Properties								
8		4040 E Hoot Owl Trl Cave Creek, AZ 85331 MLS ID: 6884623 ● Active / For Lease	Single Family	5/3	2,211	6,000 sq ft	2018	6/24/2025 49 days \$3,075 mo. \$1/sq ft
Courtesy of West Usa Realty								
9		5100 E Rancho Paloma Dr, Unit 31 Cave Creek, AZ 85331 MLS ID: 6873659 ● Active / For Lease	Single Family	3/2	2,074	2,033 sq ft	2021	5/30/2025 74 days \$5,000 mo. \$2/sq ft
Courtesy of Compass								
10		36600 N Cave Creek Rd, Unit 21 Cave Creek, AZ 85331 MLS ID: 6899495 ● Active / For Lease	Condo/Townhouse/Apt.	2/2	1,558	1,457 sq ft	2013	7/31/2025 12 days \$2,800 mo. \$2/sq ft
Courtesy of Homesmart								

Pending

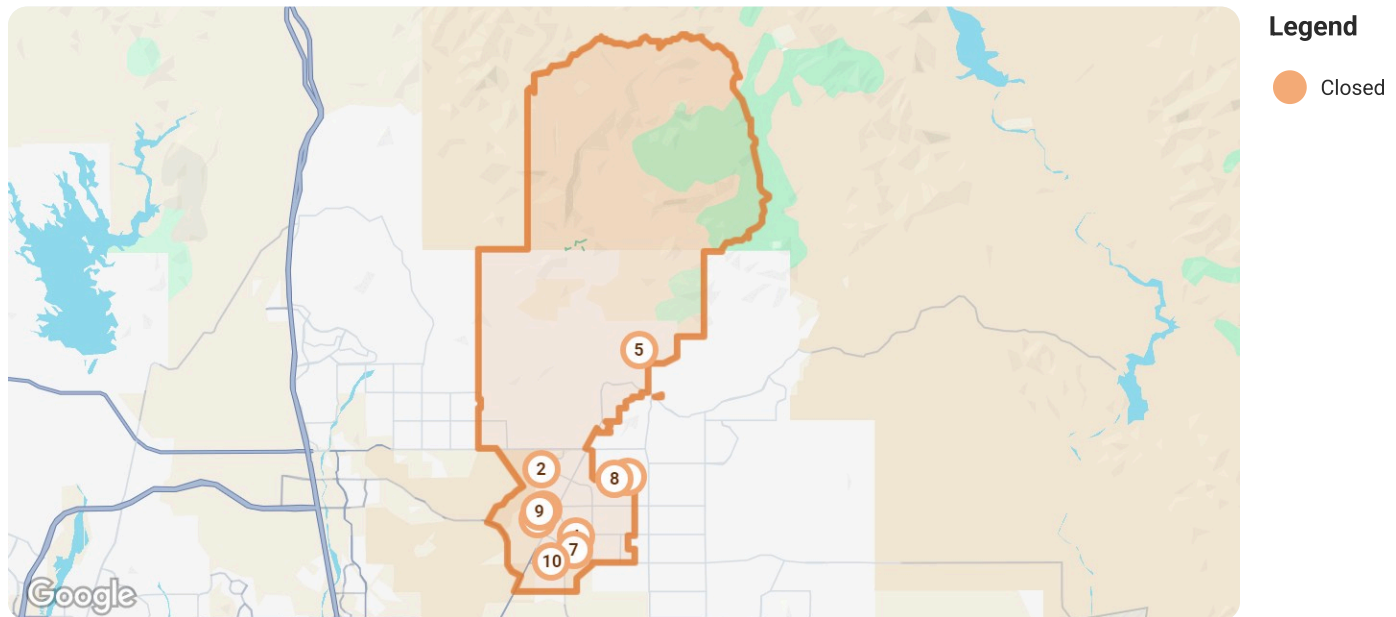
Source: Listings






Pending: 2 properties		Property Type	Beds / Baths	Living Area (sq ft)	Lot Size / Year Built	List Date	List Price / \$ Per Sq Ft	Pending Date / Days in RPR
1		Single Family	4/3	2,132	5,623 sq ft 2000	7/31/2025	\$3,500 mo. \$2/sq ft	8/4/2025 12 days
	4639 E Laredo Ln Cave Creek, AZ 85331 MLS ID: 6899580							
	 Pending / For Lease							
Courtesy of My Rental Superstore								
2		Single Family	3/3	2,559	6,600 sq ft 2002	6/10/2025	\$3,000 mo. \$1/sq ft	7/31/2025 63 days
	34014 N 43rd St Cave Creek, AZ 85331 MLS ID: 6878136							
	 Pending / For Lease							
Courtesy of Russ Lyon Sotheby's International Realty								

Closed

Source: Public Records and Listings

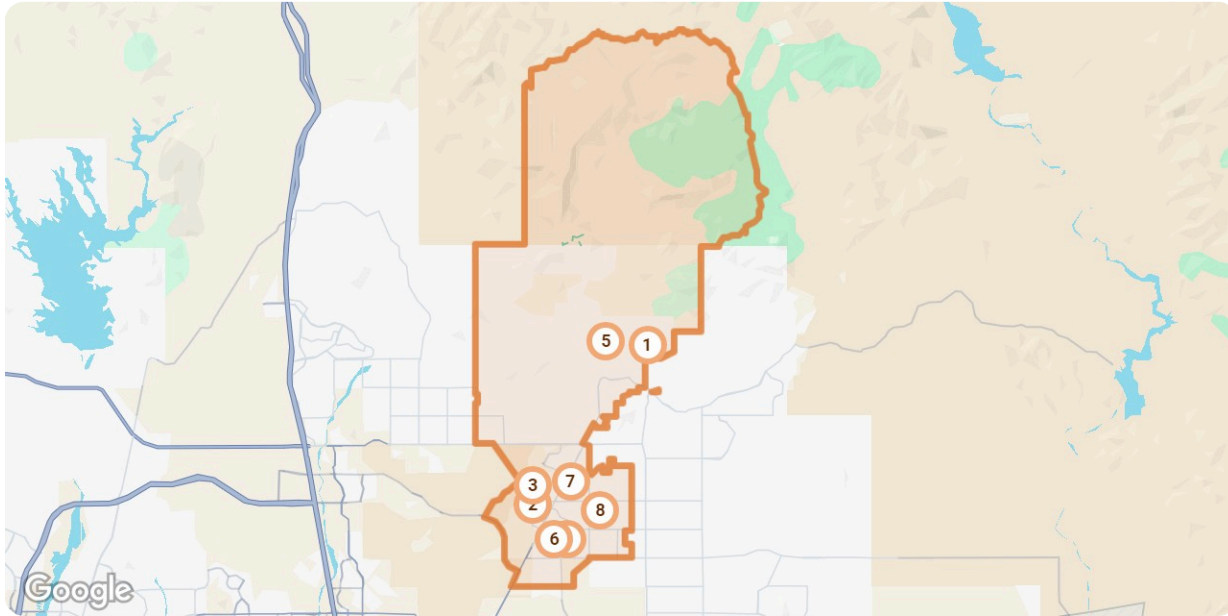


Closed: 10 properties		Property Type	Beds / Baths	Living Area (sq ft)	Lot Size / Year Built	Closed Date / Days in RPR	Closed Price / \$ Per Sq Ft	List to Sold Price %
1		Single Family	3/2	1,625	5,305 sq ft 1993	7/1/2025 35 days	— \$2/sq ft	—
4236 E Desert Marigold Dr Cave Creek, AZ 85331 MLS ID: 6871746								
<div><div></div>Closed / For Lease</div>								
Courtesy of Coldwell Banker Realty								
2		Single Family	2/2	1,383	1,362 sq ft 2007	5/24/2025 58 days	— \$2/sq ft	—
33550 N Dove Lakes Dr, Unit 20 Cave Creek, AZ 85331 MLS ID: 6841759								
<div><div></div>Closed / For Lease</div>								
Courtesy of Arizona Sun Property Management Llc								
3		Single Family	2/1	895	1.04 acres 1982	8/1/2025 110 days	— \$3/sq ft	—
6604 E Dove Valley Rd Cave Creek, AZ 85331 MLS ID: 6851064								
<div><div></div>Closed / For Lease</div>								
Courtesy of Homesmart								

Closed: 10 properties		Property Type	Beds / Baths	Living Area (sq ft)	Lot Size / Year Built	Closed Date / Days in RPR	Closed Price / \$ Per Sq Ft	List to Sold Price %
4	<p>5110 E Duane Ln Cave Creek, AZ 85331 MLS ID: 6884768 Closed / For Lease</p> <p><i>Courtesy of Re/max Fine Properties</i></p>	Single Family	4/3	2,253	6,074 sq ft 1999	7/11/2025 24 days	– \$1/sq ft	–
5	<p>6914 E Highland Rd Cave Creek, AZ 85331 MLS ID: 6785362 Closed / For Lease</p> <p><i>Courtesy of Realty One Group</i></p>	Single Family	3/2	1,924	4.6 acres 1977	6/1/2025 195 days	– \$2/sq ft	–
6	<p>4114 E Rancho Tierra Dr Cave Creek, AZ 85331 MLS ID: 6855696 Closed / For Lease</p> <p><i>Courtesy of West Usa Realty</i></p>	Single Family	3/2	2,085	7,926 sq ft 1990	5/15/2025 26 days	– \$1/sq ft	–
7	<p>5050 E Roy Rogers Rd Cave Creek, AZ 85331 MLS ID: 6822758 Closed / For Lease</p> <p><i>Courtesy of Grotjahn Capital Management</i></p>	Single Family	4/2	1,656	5,280 sq ft 1999	6/25/2025 127 days	– \$1/sq ft	–
8	<p>6226 E Sienna Bouquet Pl Cave Creek, AZ 85331 MLS ID: 6859683 Closed / For Lease</p> <p><i>Courtesy of Homesmart</i></p>	Single Family	3/3	3,027	9,561 sq ft 2014	8/1/2025 92 days	– \$2/sq ft	–
9	<p>31031 N 41st St Cave Creek, AZ 85331 MLS ID: 6840441 Closed / For Lease</p> <p><i>Courtesy of Homesmart</i></p>	Single Family	3/2	1,535	4,903 sq ft 1992	6/22/2025 90 days	– \$2/sq ft	–
10	<p>28304 N 44th Way Cave Creek, AZ 85331 MLS ID: 6873258 Closed / For Lease</p> <p><i>Courtesy of Unique Legacy Realty</i></p>	Single Family	3/3	2,236	7,088 sq ft 2012	7/1/2025 32 days	– \$1/sq ft	–

Distressed



Source: Public Records and Listings



Legend

Closed

Distressed: 8 properties		Property Type	Beds / Baths	Living Area (sq ft)	Lot Size / Year Built	List Date / Days in RPR	List Price / \$ Per Sq Ft	Distressed Date / Type	
1		7227 E Highland Rd Cave Creek, AZ 85331 Off Market / Public Record	Single Family	—/5	4,131	2.21 acres 1995	— — days	— \$506/sq ft	6/10/2025 Re-recorded Notice of Trustee's Sale
2		31220 N 40th Pl Cave Creek, AZ 85331 Off Market / Public Record	Single Family	—/3	1,535	4,526 sq ft 1994	— — days	— \$357/sq ft	6/2/2025 Notice of Trustee Sale
3		4008 E Ashler Hills Dr Cave Creek, AZ 85331 Off Market / Public Record	Single Family	—/2	3,229	1.25 acres 1985	— — days	— \$297/sq ft	6/18/2025 Notice of Trustee Sale
4		4893 E Fernwood Ct Cave Creek, AZ 85331 Off Market / Public Record	Single Family	—/3	2,052	8,699 sq ft 1996	— — days	— \$374/sq ft	6/18/2025 Notice of Trustee Sale
5		6060 E Fleming Springs Rd Cave Creek, AZ 85331 Off Market / Public Record	Single Family	—/5	3,350	7.71 acres 1989	— — days	— \$832/sq ft	6/18/2025 Notice of Trustee Sale
6		4619 E Hunter Ct Cave Creek, AZ 85331 Off Market / Public Record	Single Family	—/3	2,186	7,052 sq ft 1995	— — days	— \$362/sq ft	7/16/2025 Notice of Trustee Sale
7		5055 E Sleepy Ranch Rd Cave Creek, AZ 85331 Off Market / Public Record	Single Family	—/3	2,291	10,800 sq ft 2000	— — days	— \$364/sq ft	6/10/2025 Notice of Trustee Sale

Distressed: 8 properties		Property Type	Beds / Baths	Living Area (sq ft)	Lot Size / Year Built	List Date / Days in RPR	List Price / \$ Per Sq Ft	Distressed Date / Type
8		5919 E Wildcat Dr Cave Creek, AZ 85331						
	 Off Market / Public Record	Single Family	–/5	3,016	1.03 acres 1999	– – days	– \$420/sq ft	6/10/2025 Notice of Trustee Sale

About RPR

- RPR® is the nation's largest property database, exclusively for REALTORS®. It empowers REALTORS® to help buyers and sellers make informed decisions, backed by a real estate database covering more than 160 million residential and commercial properties in the United States.
- RPR is a wholly owned subsidiary of the National Association of REALTORS® and a member benefit to REALTORS®.
- RPR's data sources range from MLSs and county-level tax and assessment offices, to the U.S. Census and FEMA, to specialty data set providers such as Esri (consumer data), Niche (school information) and Precisely (geographic boundaries).


Learn More

For more information about RPR, please visit RPR's public website: <https://blog.narrpr.com>




Ancillary Services

Silverline Title and Escrow




<http://exprealty.workplace.com/groups/S...>

IntroLend First Cloud




<http://exprealty.workplace.com/groups/I...>

America's Preferred Home Warranty




<http://exprealty.workplace.com/groups/A...>

Express Offers




<http://exprealty.workplace.com/groups/E...>

Build A Sign




<http://exprealty.workplace.com/groups/B...>

Currencies Direct




<http://exprealty.workplace.com/groups/C...>

eXp 360 Tours




<http://exprealty.workplace.com/groups/e...>

Utility Connect



<https://exprealty.workplace.com/groups/...>

The CE Shop



<http://exprealty.workplace.com/groups/T...>

NOTE: This communication is provided to you for informational purposes only and should not be relied upon by you. The real estate firm identified in this report is not a mortgage lender. You should contact the identified mortgage company directly to learn more about its mortgage products and your eligibility for such products.