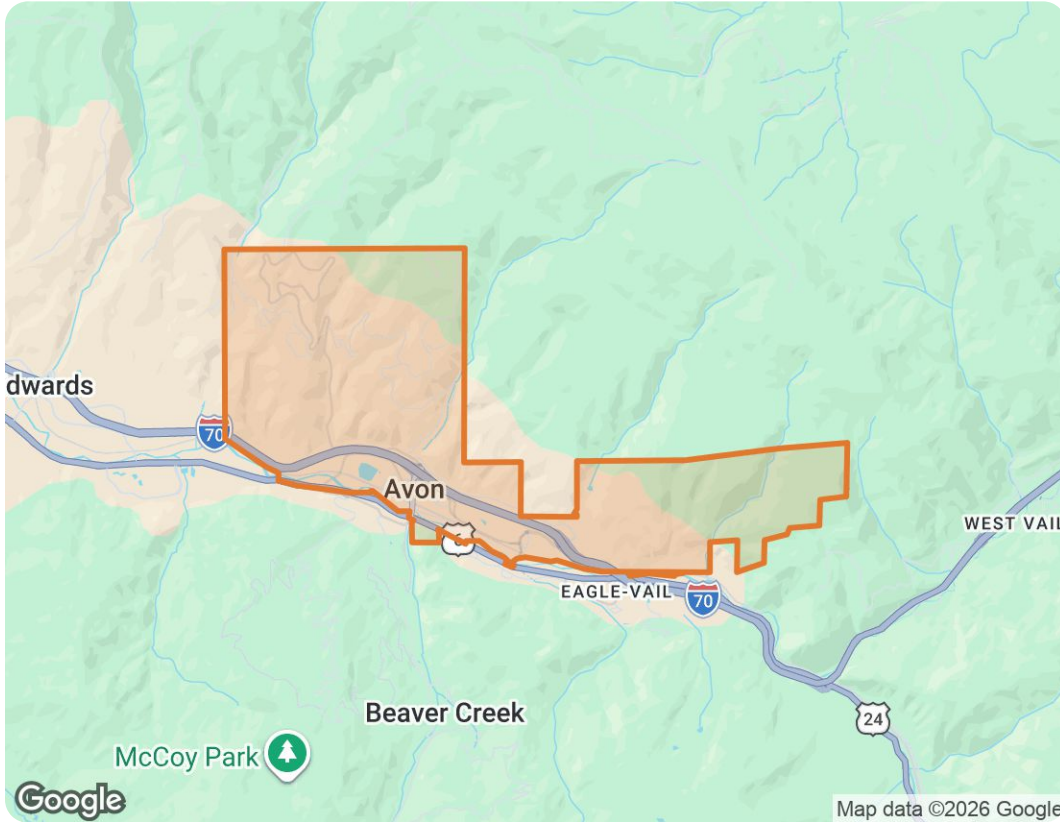


Avon, Colorado



The biggest buyer rebates and lowest selling fees in real estate – without sacrificing full-service support, 7 days a week.

ShopProp Licensed CA, WA, HI, AZ, MI, TX, VA, CO

📞 Office (888) 821-0556

✉️ team@shopprop.com

🌐 www.shopprop.com

Shop|Prop

ShopProp Inc.

Avon, Colorado

Market Trends

Market Trends for Avon, Colorado

Single Family + Condo/Townhouse/Apt.

April 2026

Market Type

Seller's
Market

Balanced
Market

Buyer's
Market

Key Details

| | | | |
|-------------------------------------------------------------------|--------------------------------------------------------------------|----------------------------------------------------------------|------------------------------------------------------------------------|
| <p>Months of Inventory</p> <p>14.89</p> <p>↓ 3.37% MoM</p> | <p>Sold to List Price %</p> <p>93.2%</p> <p>↑ 8.45% MoM</p> | <p>Median Days in RPR</p> <p>36</p> <p>↓ 62.89% MoM</p> | <p>Median Sold Price</p> <p>\$1,425,230</p> <p>↑ 90.03% MoM</p> |
|-------------------------------------------------------------------|--------------------------------------------------------------------|----------------------------------------------------------------|------------------------------------------------------------------------|

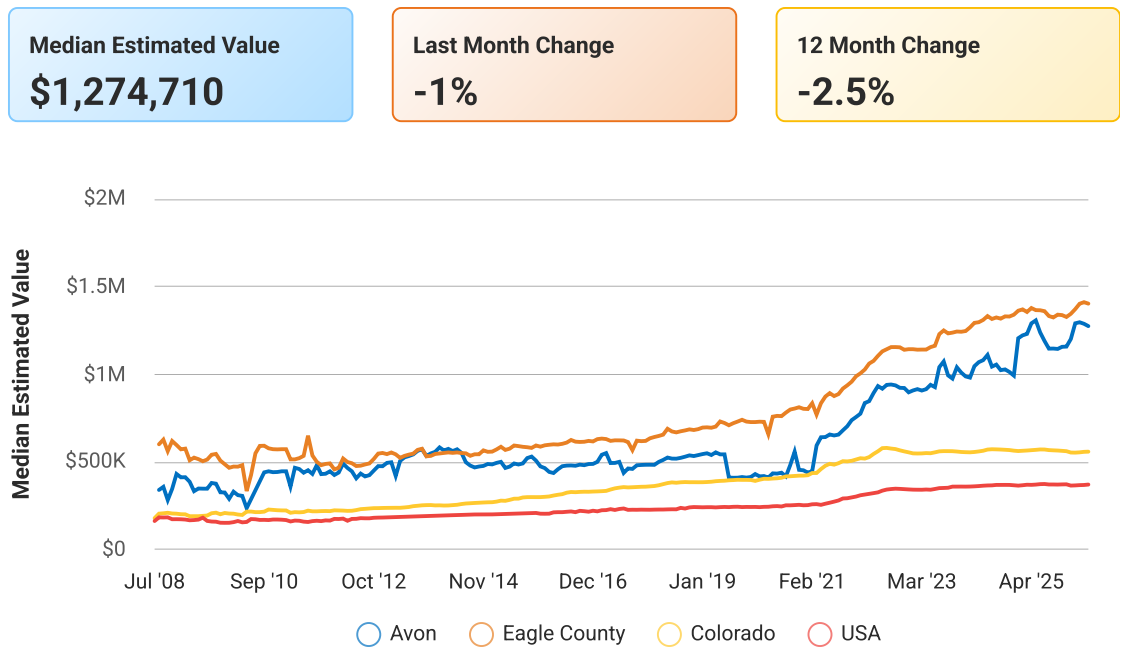
May 2026 Median Estimated Property Value

Single Family + Condo/Townhouse/Apt.

This graphic displays property estimates for a market area and a subject property, where one has been selected. Estimated property values are generated by a valuation model and are not formal appraisals.

Source: Public records, and MLS sources where licensed

Update Frequency: Monthly



Avon, Colorado

April 2026 Active Listings

Avon, Colorado

Single Family + Condo/Townhouse/Apt.

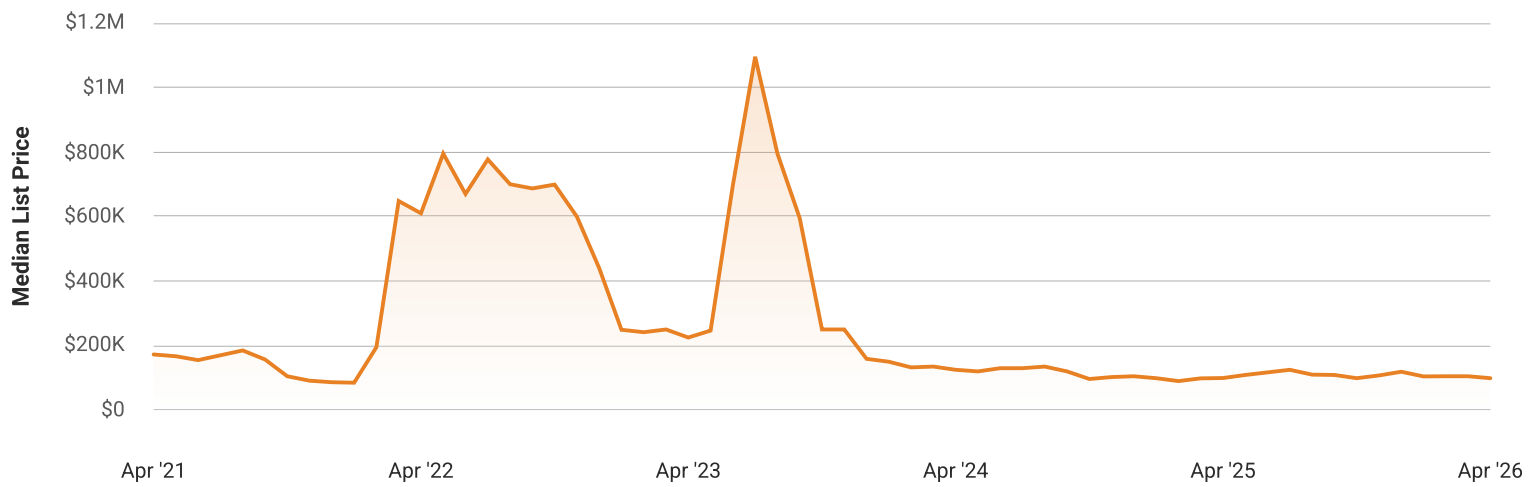
This graphic summarizes key statistics for properties that were in an active status on the last day of each month. RPR uses list date and a derived pending date to determine if the listing was active on the last day of the month. An end-of-month snapshot of active listings helps to understand inventory levels, price points and duration on the market.

Source: Listing sources

Update Frequency: Monthly

Median List Price - \$99,000

↓ 5.7% Month over Month



Avon, Colorado

April 2026 Sold Listings

Avon, Colorado

Single Family + Condo/Townhouse/Apt.

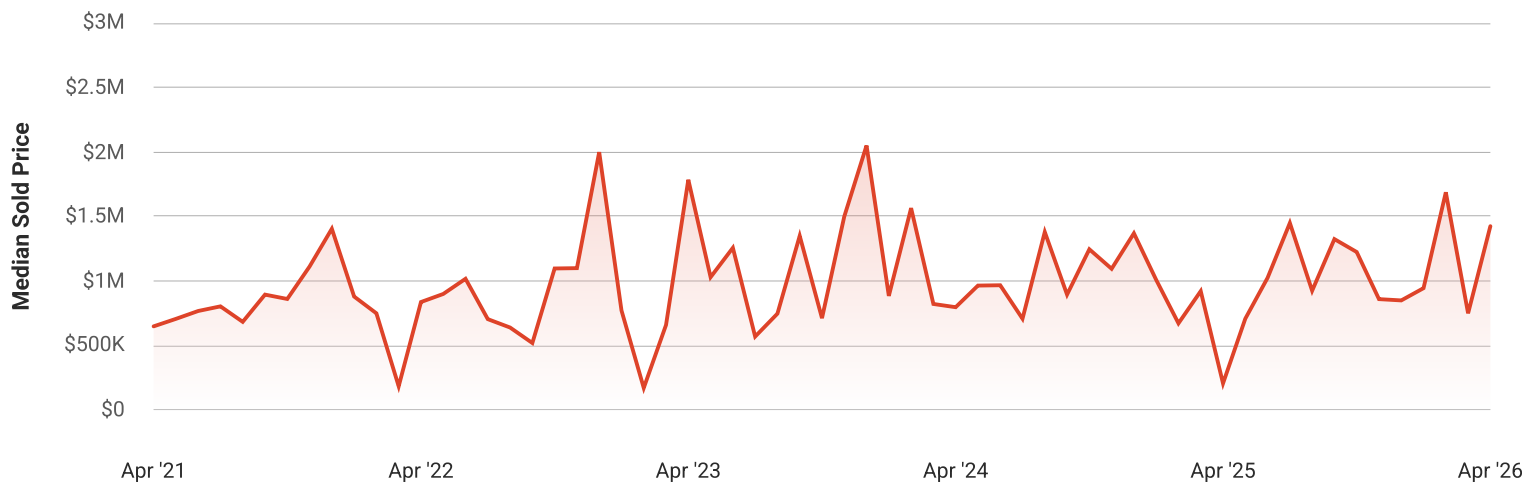
This graphic summarizes key statistics for properties that sold each month. RPR uses a derived sold date to determine when a property moved into a sold status within the given month. These statistics are important for understanding the price points on sold properties as well as the difference between the list price and sold price, which reveals whether buyers are paying over or under the asking price.

Source: Listing sources

Update Frequency: Monthly

Median Sold Price - \$1,425,230

↑ 90% Month over Month



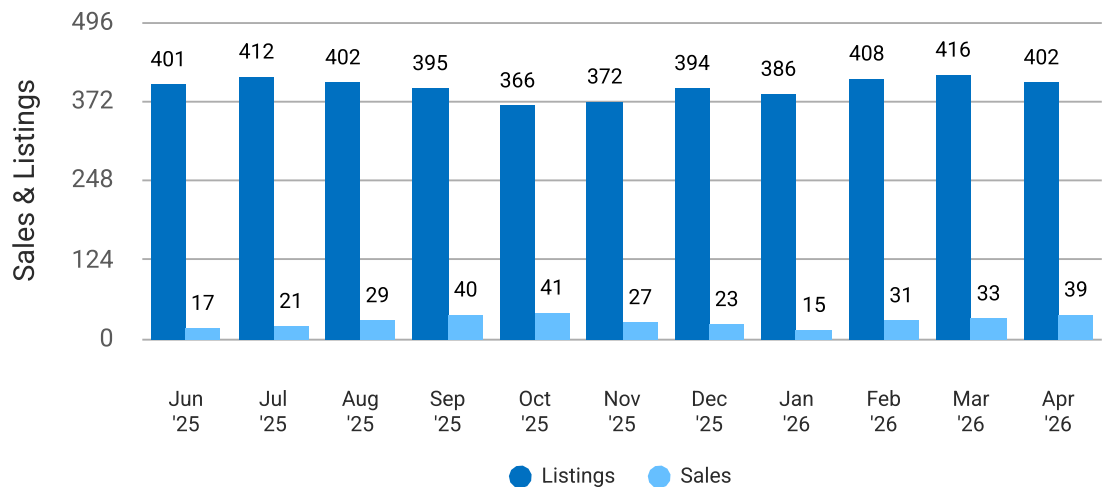
Total Sales and Active Listings in Avon, Colorado

Single Family + Condo/Townhouse/Apt.

This graph compares the number of sales with the number of active listings in the local market.

Source: MLS data where licensed

Update Frequency: Monthly



Avon, Colorado

Median Sold Price vs Sold Listings in Avon, Colorado

Single Family + Condo/Townhouse/Apt.

This chart compares the trend of median sold price and number of sold listings for the given location.

Source: Listing Data

Update Frequency: Monthly



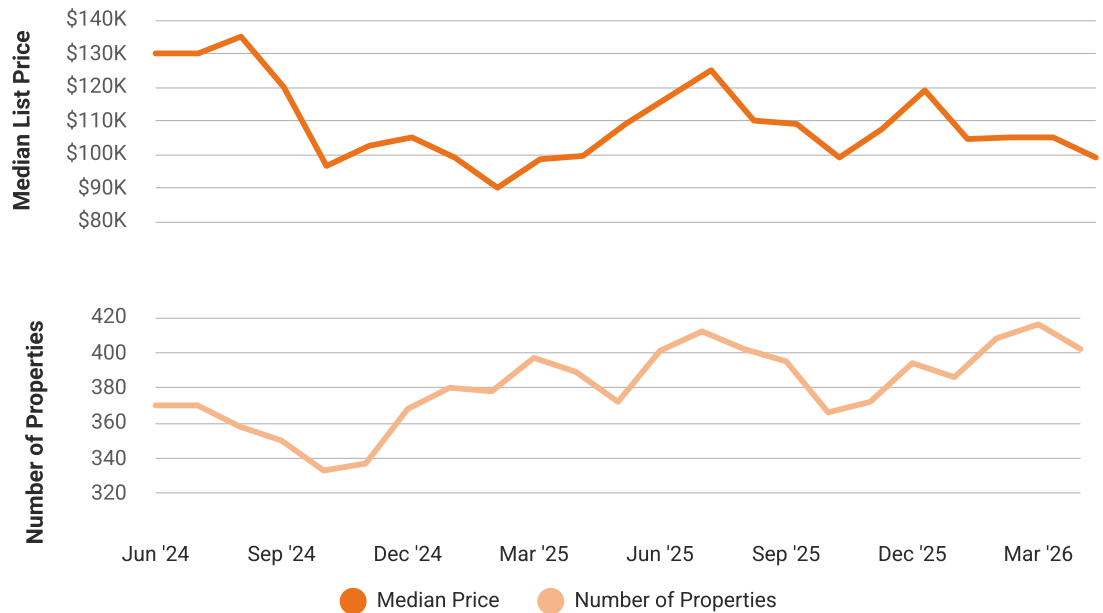
Median List Price vs Active Listings in Avon, Colorado

Single Family + Condo/Townhouse/Apt.

This chart compares the trend of median list price and number of active properties for the given location.

Source: Listing Data

Update Frequency: Monthly



Avon, Colorado

Market Snapshot

Value and Price Changes

| | Current | Last Month | Last 3 Months | Last 12 Months | Last 24 Months | Last 36 Months |
|--------------------------------------------------------------|-------------|-----------------------|-----------------------|-----------------------|------------------------|------------------------|
| Median Est. Property Value Last Updated: 5/31/2026 | \$1,274,710 | \$1,288,020 -1.03% | \$1,290,670 -1.24% | \$1,307,420 -2.5% | \$1,080,630 +17.96% | \$940,020 +35.6% |
| Median Sold Price Last Updated: 4/30/2026 | \$1,425,230 | \$750,000 +90.03% | \$945,000 +50.82% | \$207,000 +588.52% | \$797,500 +78.71% | \$1,785,000 -20.16% |
| Median List Price Last Updated: 4/30/2026 | \$99,000 | \$105,000 -5.71% | \$104,500 -5.26% | \$99,475 -0.48% | \$125,000 -20.8% | \$225,000 -56% |

About this Data: Because some brokerages may choose not to include their MLS listing content within the RPR platform, the analysis contained in this report may not have been created using all the available listing data within this geographical market. Median estimated property values are generated by a valuation model and are not formal appraisals. Valuations are based on public records and MLS data where licensed. The Metrics displayed here reflect **All Residential Single Family, Condo, Townhouse and Apartment properties** data.

Market Activity

Market Activity Filters

Sort Order: Date

Maximum Properties Per Change Type: 10

Change Types: New Listings, Pending, Closed, Distressed

Property Types: Single Family, Condo/Townhouse/Apt

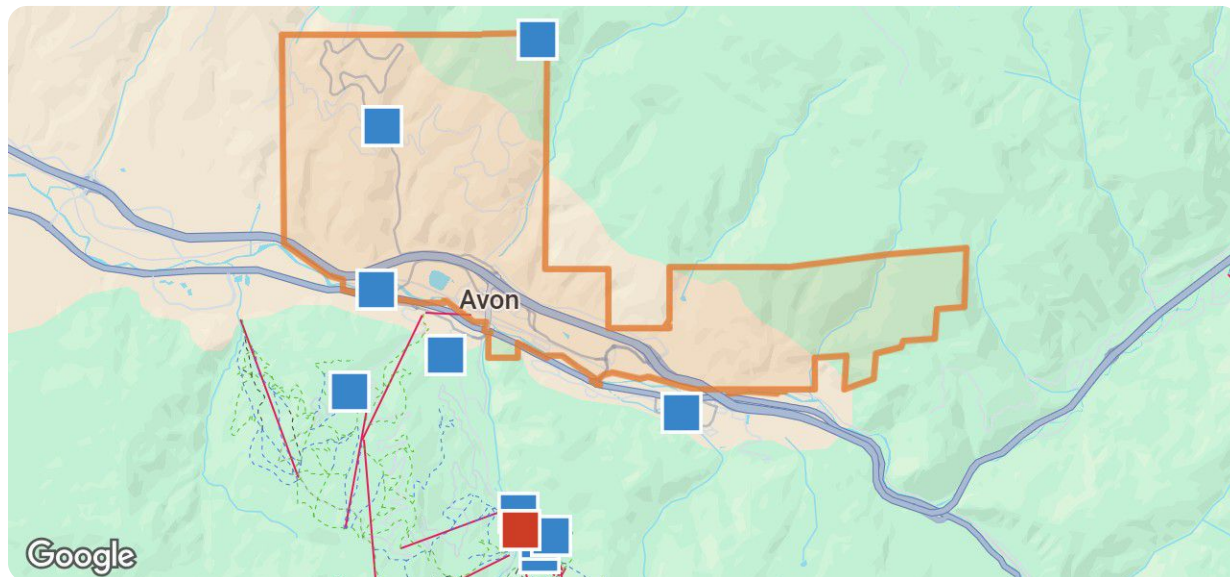
Property Features: Sale Price: Any, Lease Price: Any, Beds: Any, Baths: Any, Living Area: Any, Lot Size (acre): Any, Year Built: Any



Avon, Colorado

Summary

For Sale Activity in the Last 3 Months



Legend

- Recently Closed
- Distressed

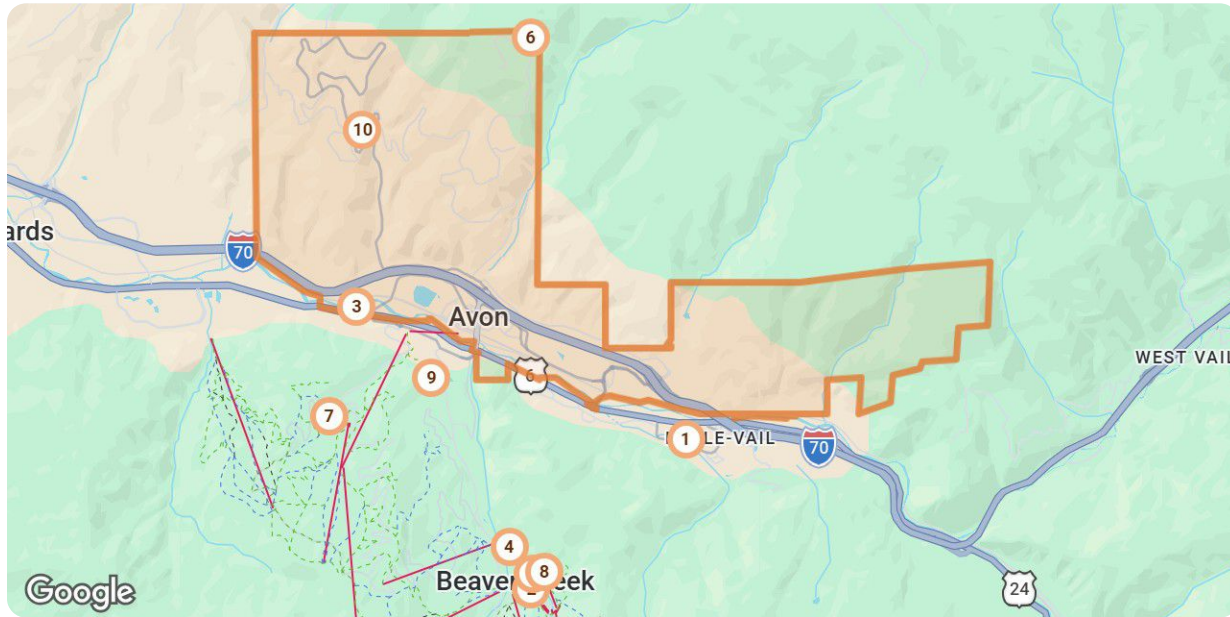
| | Closed | Distressed |
|-----------------------------------|---------------------------|---------------------------|
| Number of Properties | 10 | 1 |
| Lowest Listing Price / Est.Value | \$775,000 | - |
| Median Listing Price / Est.Value | \$2,550,000 | - |
| Highest Listing Price / Est.Value | \$7,200,000 | - |
| Average Price / sqft | \$1,479 | - |
| Median Price / sqft | \$1,283 | - |
| Average Days in RPR | - | - |
| Median Days in RPR | - | - |
| Total Volume | \$30,755,034 | - |
| Source | Public Records & Listings | Public Records & Listings |

Avon, Colorado

Market Activity Breakdown

Closed

Source: Public Records and Listings



Legend

● Closed

| Closed: 10 properties | | Property Type | Beds / Baths | Living Area (sq ft) | Lot Size / Year Built | Closed Date / Days in RPR | Closed Price / \$ Per Sq Ft | List to Sold Price % |
|-------------------------------------------------------------------------------------|---------------------------------------------------------------------------------------------------------------|----------------------|--------------|---------------------|-----------------------|---------------------------|------------------------------|----------------------|
|  | 50 Coyote Cir Avon, CO 81620 ■ Closed / Public Record | Single Family | 3/3 | 1,696 | 2,962 sqft 1979 | 5/19/2026 - days | \$1,425,000 \$890/sq ft | - |
|  | 62 Highlands Ln, #R102 Avon, CO 81620 ■ Closed / Public Record | Condo/Townhouse/Apt. | -/1 | 707 | 305 sqft 1995 | 5/19/2026 - days | \$2,042,534 \$2,328/sq ft | - |
|  | 37347 Highway 6, #203 Avon, CO 81620 ■ Closed / Public Record | Condo/Townhouse/Apt. | 3/4 | 2,438 | 7,971 sqft 2015 | 5/15/2026 - days | \$3,200,000 \$1,379/sq ft | - |
|  | 120 Offerson Rd, #7220 Avon, CO 81620 ■ Closed / Public Record | Condo/Townhouse/Apt. | 2/3 | 1,138 | 2,004 sqft 1981 | 5/15/2026 - days | \$1,400,000 \$1,191/sq ft | - |
|  | 311 Offerson Rd, #121 Avon, CO 81620 ■ Closed / Public Record | Condo/Townhouse/Apt. | 3/3 | 1,955 | 2,047 sqft 1983 | 5/15/2026 - days | \$2,450,000 \$1,323/sq ft | - |
|  | 1761 Paintbrush Avon, CO 81620 ■ Closed / Public Record | Single Family | 5/6 | 5,385 | 3.07 acres 1997 | 5/14/2026 - days | \$5,250,000 \$1,134/sq ft | - |

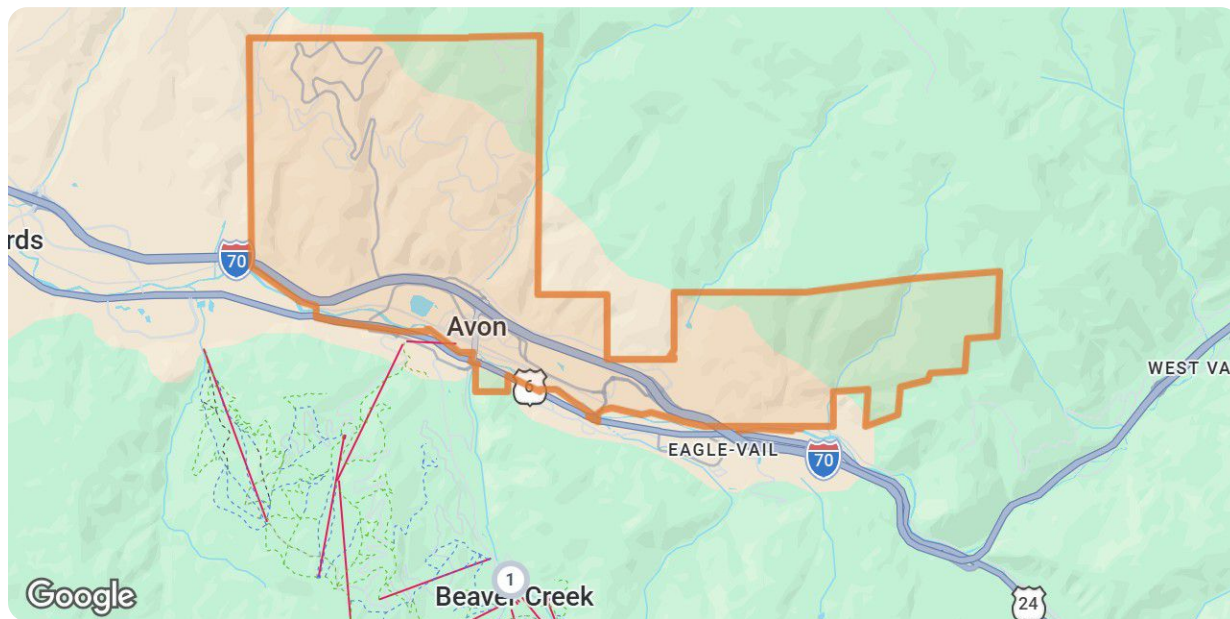


Avon, Colorado


| Closed: 10 properties | | Property Type | Beds / Baths | Living Area (sq ft) | Lot Size / Year Built | Closed Date / Days in RPR | Closed Price / \$ Per Sq Ft | List to Sold Price % |
|-----------------------------------------------------------------------------------|-------------------------------------------------------------------------------------------------------------------------------------------------------------|----------------------|--------------|---------------------|-----------------------|---------------------------|------------------------------|----------------------|
|  | 50 Buckhorn Ln Avon, CO 81620  Closed / Public Record | Single Family | 4/5 | 3,456 | 3,006 sqft 1998 | 5/12/2026 - days | \$7,200,000 \$2,100/sq ft | - |
|  | 355 Offerson Rd, #P4 Avon, CO 81620  Closed / Public Record | Condo/Townhouse/Apt. | 3/5 | 2,317 | 3,964 sqft 1988 | 5/12/2026 - days | \$4,362,500 \$1,429/sq ft | - |
|  | 149 Willis Pl, #164 Avon, CO 81620  Closed / Public Record | Condo/Townhouse/Apt. | 3/4 | 1,938 | 4,400 sqft 1981 | 5/8/2026 - days | \$2,650,000 \$1,399/sq ft | - |
|  | 3008 Wildridge Rd, #A4 Avon, CO 81620  Closed / Public Record | Condo/Townhouse/Apt. | 2/2 | 810 | 5,184 sqft 1993 | 5/5/2026 - days | \$775,000 \$958/sq ft | - |



Distressed

Source: Public Records and Listings



Legend

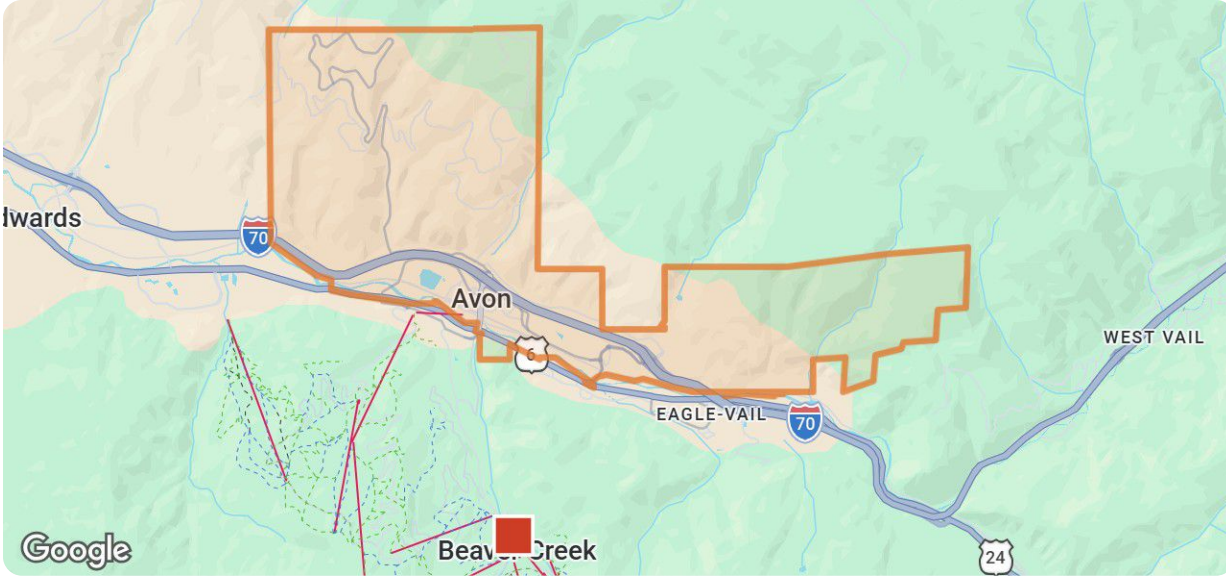
-  Off Market, Hold, Withdrawn, Expired, or Canceled

| Distressed: 1 properties | | Property Type | Beds / Baths | Living Area (sq ft) | Lot Size / Year Built | List Date / Days in RPR | List Price / \$ Per Sq Ft | Distressed Date / Type |
|-------------------------------------------------------------------------------------|-------------------------------------------------------------------------------------------------------------------------------------------------------------------|----------------------|--------------|---------------------|-----------------------|-------------------------|---------------------------|----------------------------|
|  | 63B Avondale Ln, #238A Avon, CO 81620  Off Market / Public Record | Condo/Townhouse/Apt. | -/1 | 410 | 218 sqft 1998 | - - days | - -/sq ft | 3/30/2026 Public Record |

Avon, Colorado

Summary

For Lease Activity in the Last 3 Months



Legend

■ Distressed

| | Distressed |
|-----------------------------------|------------|
| Number of Properties | 1 |
| Lowest Listing Price / Est.Value | - |
| Median Listing Price / Est.Value | - |
| Highest Listing Price / Est.Value | - |
| Average Price / sqft | - |
| Median Price / sqft | - |
| Average Days in RPR | - |
| Median Days in RPR | - |
| Total Volume | - |

Source

Public Records & Listings

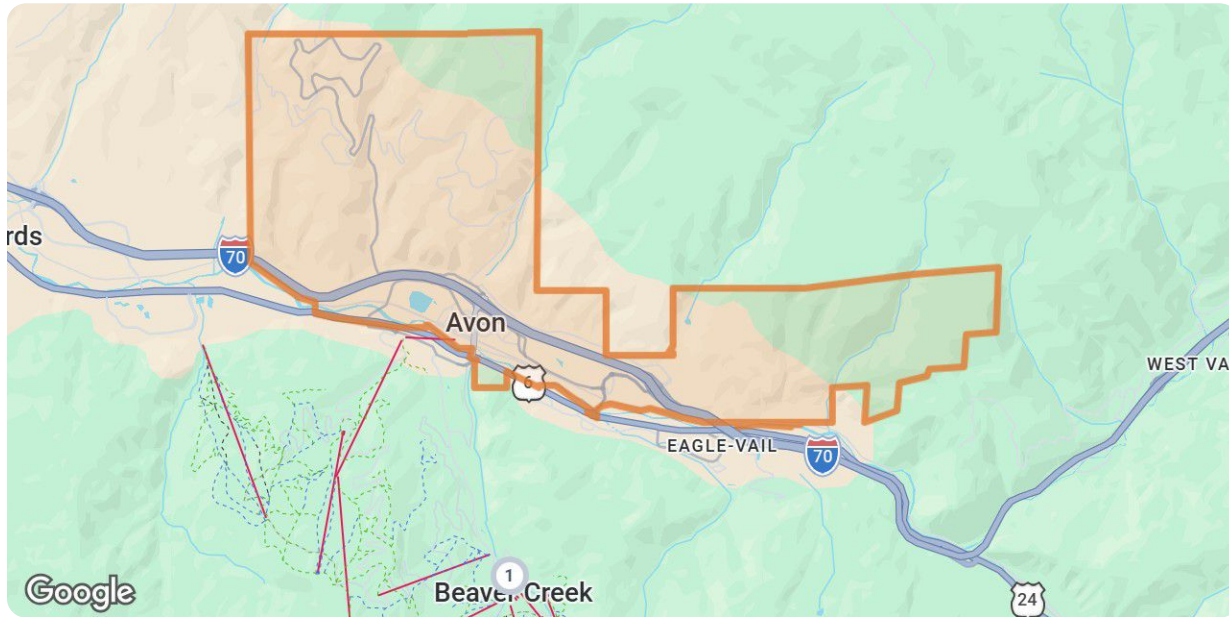


Avon, Colorado

Market Activity Breakdown


Distressed

Source: Public Records and Listings



Legend

● Off Market, Hold, Withdrawn, Expired, or Canceled

| Distressed: 1 properties | | Property Type | Beds / Baths | Living Area (sq ft) | Lot Size / Year Built | List Date / Days in RPR | List Price / \$ Per Sq Ft | Distressed Date / Type |
|--------------------------|--------------------------------------------------------------------------------------------------------------------------------------------------------------------------|----------------------|--------------|---------------------|-----------------------|-------------------------|---------------------------|----------------------------|
| 1 |  <p>63B Avondale Ln, #238A Avon, CO 81620</p> <p>■ Off Market / Public Record</p> | Condo/Townhouse/Apt. | -/1 | 410 | 218 sqft 1998 | - - days | - -/sq ft | 3/30/2026 Public Record |

About RPR

- RPR® is the nation's largest property database, exclusively for REALTORS®. It empowers REALTORS® to help buyers and sellers make informed decisions, backed by a real estate database covering more than 160 million residential and commercial properties in the United States.
- RPR is a wholly owned subsidiary of the National Association of REALTORS® and a member benefit to REALTORS®.
- RPR's data sources range from MLSs and county-level tax and assessment offices, to the U.S. Census and FEMA, to specialty data set providers such as Esri (consumer data), Niche (school information) and Precisely (geographic boundaries).

Learn More

For more information about RPR, please visit RPR's public website: <https://blog.narrpr.com>

