

Foster City, California



The biggest buyer rebates and lowest selling fees in real estate – without sacrificing full-service support, 7 days a week.

ShopProp Licensed CA, WA, HI, AZ, MI, TX, VA, CO

📞 Office (888) 821-0556

✉️ team@shopprop.com

🌐 www.shopprop.com



ShopProp Inc.



Market Trends

Market Trends for Foster City, California

Single Family + Condo/Townhouse/Apt.

May 2026

Market Type

Seller's Market

Balanced Market

Buyer's Market

Key Details

<p>Months of Inventory</p> <p>2.16</p> <p>↑ 23.43% MoM</p>	<p>Sold to List Price %</p> <p>102.9%</p> <p>↑ 2.61% MoM</p>	<p>Median Days in RPR</p> <p>13</p> <p>↓ 7.14% MoM</p>	<p>Median Sold Price</p> <p>\$1,500,000</p> <p>↑ 13.64% MoM</p>
---	---	---	--

May 2026 Median Estimated Property Value

Single Family + Condo/Townhouse/Apt.

This graphic displays property estimates for a market area and a subject property, where one has been selected. Estimated property values are generated by a valuation model and are not formal appraisals.

Source: Public records, and MLS sources where licensed

Update Frequency: Monthly

Median Estimated Value

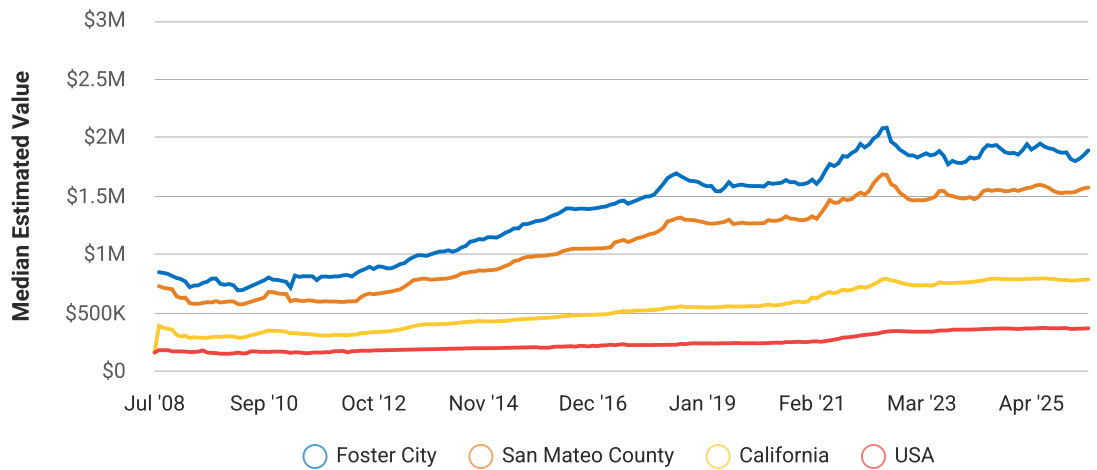
\$1,893,170

Last Month Change

+2.1%

12 Month Change

-1.6%



Foster City, California

May 2026 Active Listings

Foster City, California

Single Family + Condo/Townhouse/Apt.

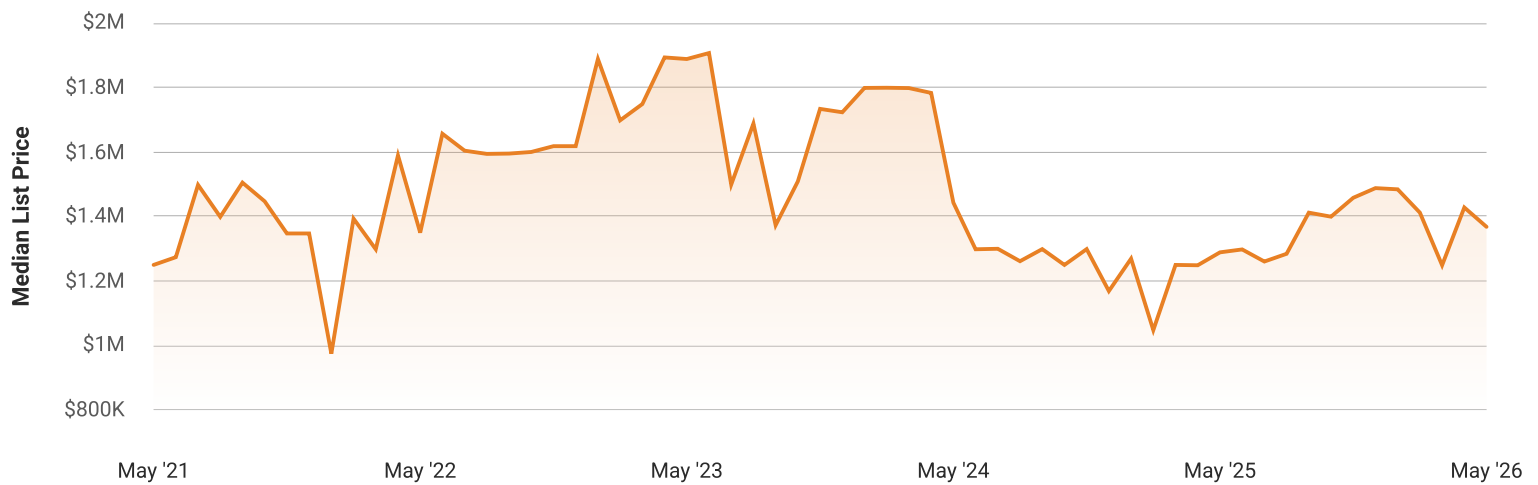
This graphic summarizes key statistics for properties that were in an active status on the last day of each month. RPR uses list date and a derived pending date to determine if the listing was active on the last day of the month. An end-of-month snapshot of active listings helps to understand inventory levels, price points and duration on the market.

Source: Listing sources

Update Frequency: Monthly

Median List Price - \$1,368,000

↓ 4.2% Month over Month



Foster City, California

May 2026 Sold Listings

Foster City, California

Single Family + Condo/Townhouse/Apt.

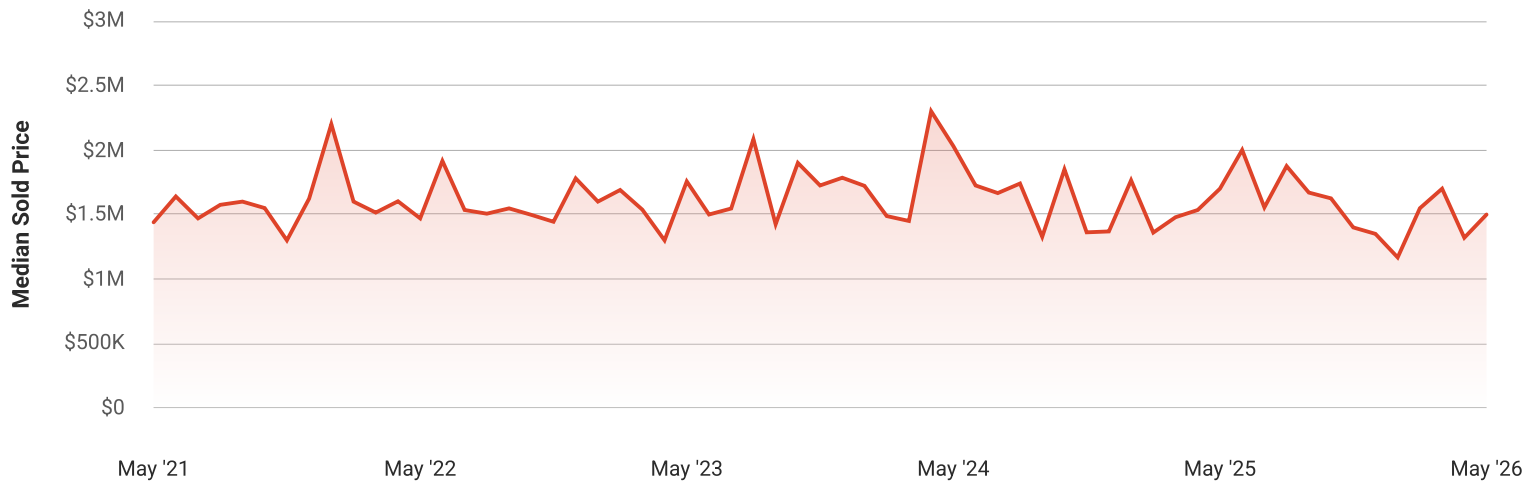
This graphic summarizes key statistics for properties that sold each month. RPR uses a derived sold date to determine when a property moved into a sold status within the given month. These statistics are important for understanding the price points on sold properties as well as the difference between the list price and sold price, which reveals whether buyers are paying over or under the asking price.

Source: Listing sources

Update Frequency: Monthly

Median Sold Price - \$1,500,000

↑ 13.6% Month over Month



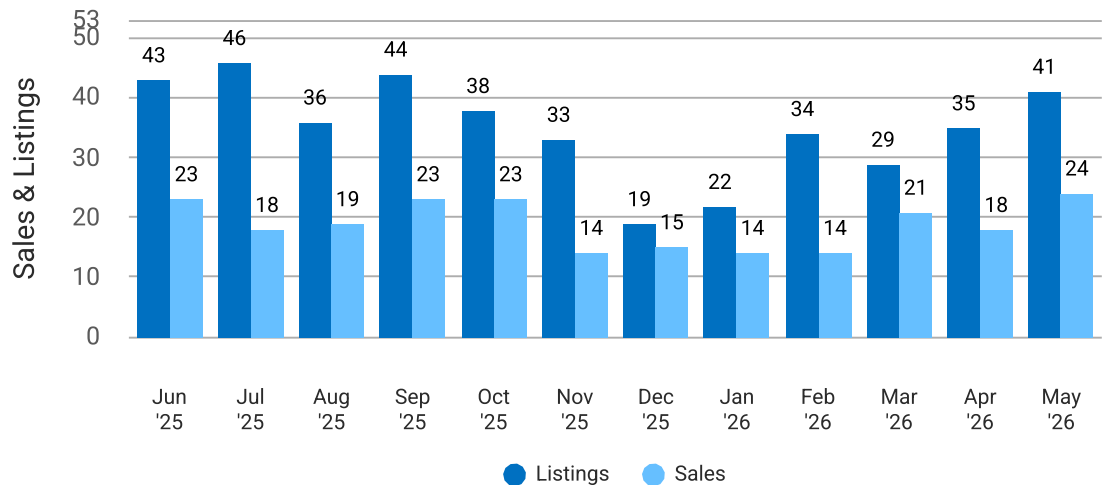
Total Sales and Active Listings in Foster City, California

Single Family + Condo/Townhouse/Apt.

This graph compares the number of sales with the number of active listings in the local market.

Source: MLS data where licensed

Update Frequency: Monthly



Foster City, California

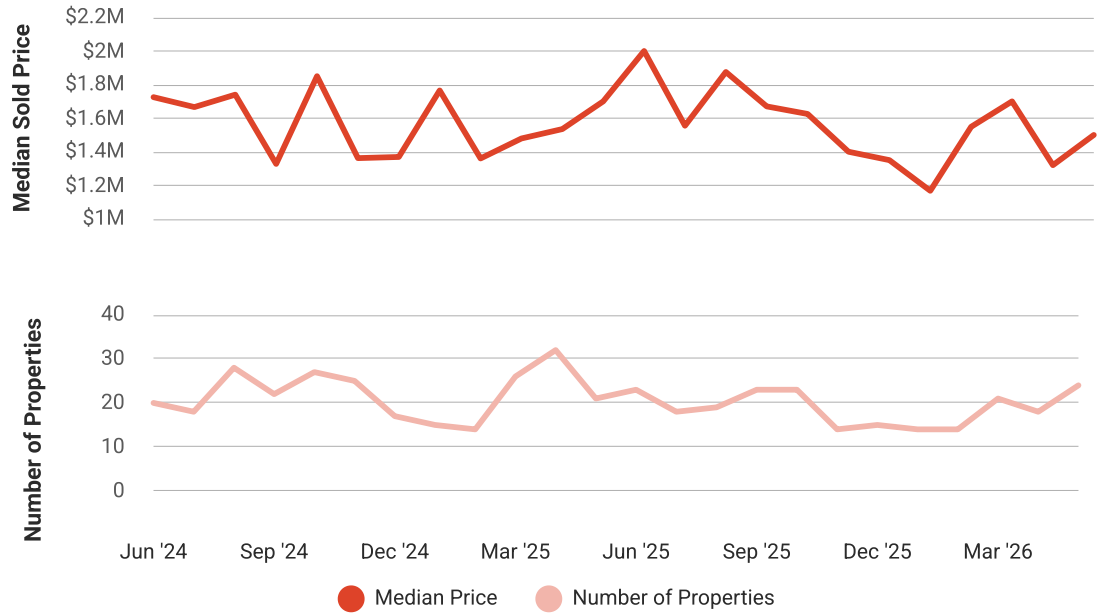
Median Sold Price vs Sold Listings in Foster City, California

Single Family + Condo/Townhouse/Apt.

This chart compares the trend of median sold price and number of sold listings for the given location.

Source: Listing Data

Update Frequency: Monthly



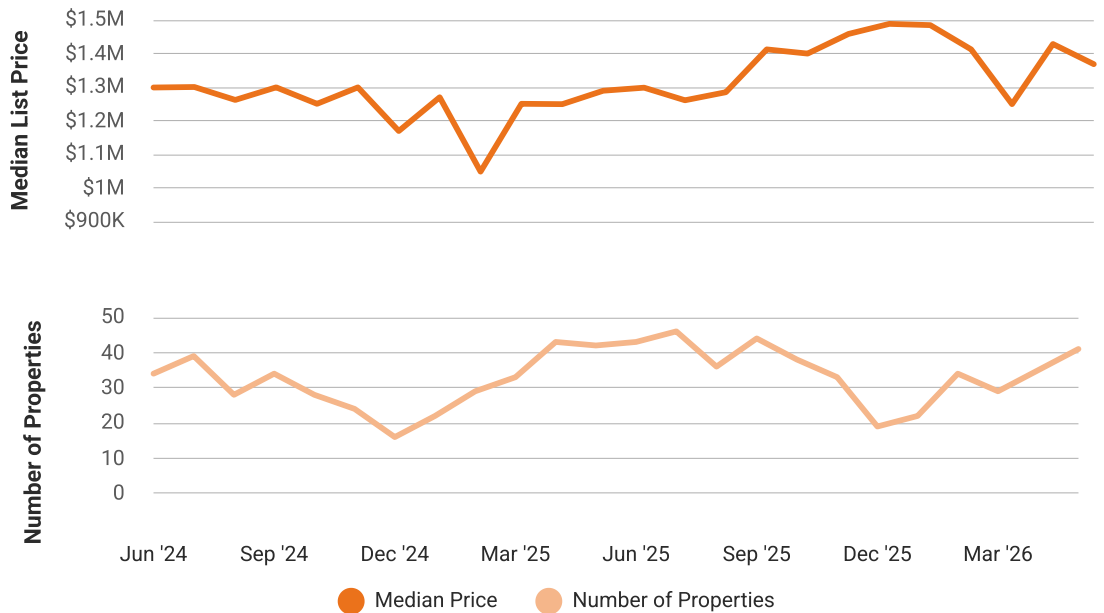
Median List Price vs Active Listings in Foster City, California

Single Family + Condo/Townhouse/Apt.

This chart compares the trend of median list price and number of active properties for the given location.

Source: Listing Data

Update Frequency: Monthly



Market Snapshot

Value and Price Changes

	Current	Last Month	Last 3 Months	Last 12 Months	Last 24 Months	Last 36 Months
Median Est. Property Value Last Updated: 5/31/2026	\$1,893,170	\$1,854,610 +2.08%	\$1,801,350 +5.1%	\$1,923,000 -1.55%	\$1,901,020 -0.41%	\$1,849,310 +2.37%
Median Sold Price Last Updated: 5/31/2026	\$1,500,000	\$1,320,000 +13.64%	\$1,548,625 -3.14%	\$1,700,000 -11.76%	\$2,030,000 -26.11%	\$1,756,500 -14.6%
Median List Price Last Updated: 5/31/2026	\$1,368,000	\$1,428,000 -4.2%	\$1,412,000 -3.12%	\$1,288,944 +6.13%	\$1,443,000 -5.2%	\$1,888,000 -27.54%

About this Data: Because some brokerages may choose not to include their MLS listing content within the RPR platform, the analysis contained in this report may not have been created using all the available listing data within this geographical market. Median estimated property values are generated by a valuation model and are not formal appraisals. Valuations are based on public records and MLS data where licensed. The Metrics displayed here reflect **All Residential Single Family, Condo, Townhouse and Apartment properties** data.

Market Activity

Market Activity Filters

Sort Order: Date

Maximum Properties Per Change Type: 10

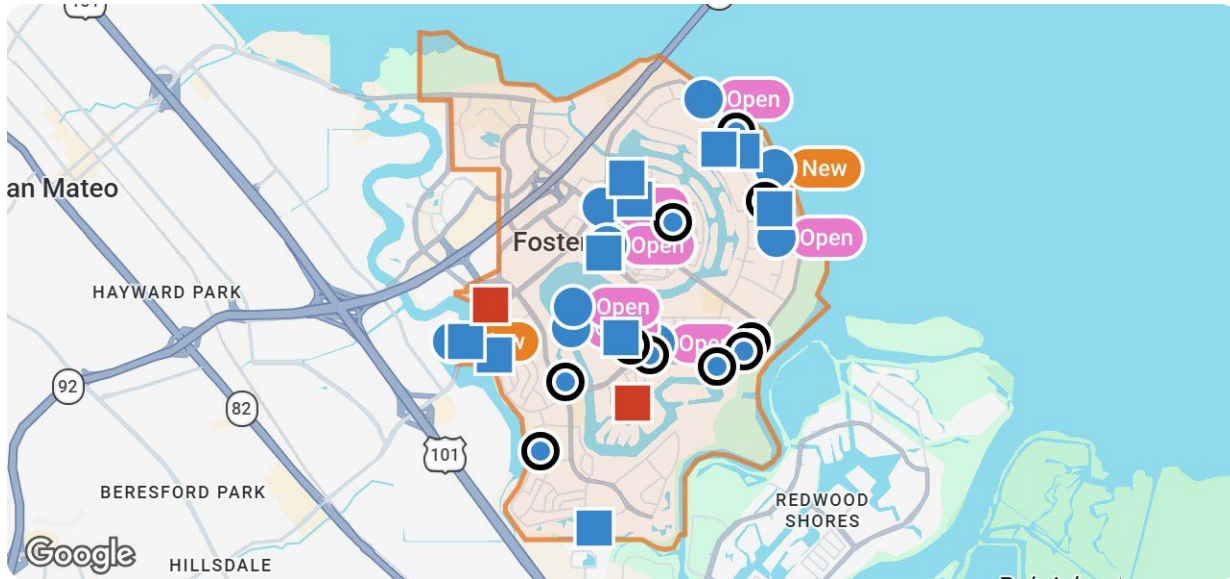
Change Types: New Listings, Pending, Closed, Distressed

Property Types: Single Family, Condo/Townhouse/Apt

Property Features: Sale Price: Any, Lease Price: Any, Beds: Any, Baths: Any, Living Area: Any, Lot Size (acre): Any, Year Built: Any

Summary

For Sale Activity in the Last 3 Months



Legend

- For Sale
- For Sale Pending
- Recently Closed
- Distressed

	New	Pending	Closed	Distressed
Number of Properties	10	10	10	2
Lowest Listing Price / Est.Value	\$638,000	\$750,000	\$1,425,000	\$868,290
Median Listing Price / Est.Value	\$1,134,000	\$1,487,500	\$1,745,000	\$1,656,340
Highest Listing Price / Est.Value	\$1,799,000	\$2,780,000	\$2,950,000	\$2,444,390
Average Price / sqft	\$804	\$874	\$1,021	\$960
Median Price / sqft	\$747	\$934	\$1,061	\$960
Average Days in RPR	9	24	25	-
Median Days in RPR	8	21	15	-
Total Volume	\$11,277,900	\$15,283,000	\$19,602,000	\$3,312,680
Source	Listings	Listings	Public Records & Listings	Public Records & Listings

Market Activity Breakdown





New



Source: Listings



Legend

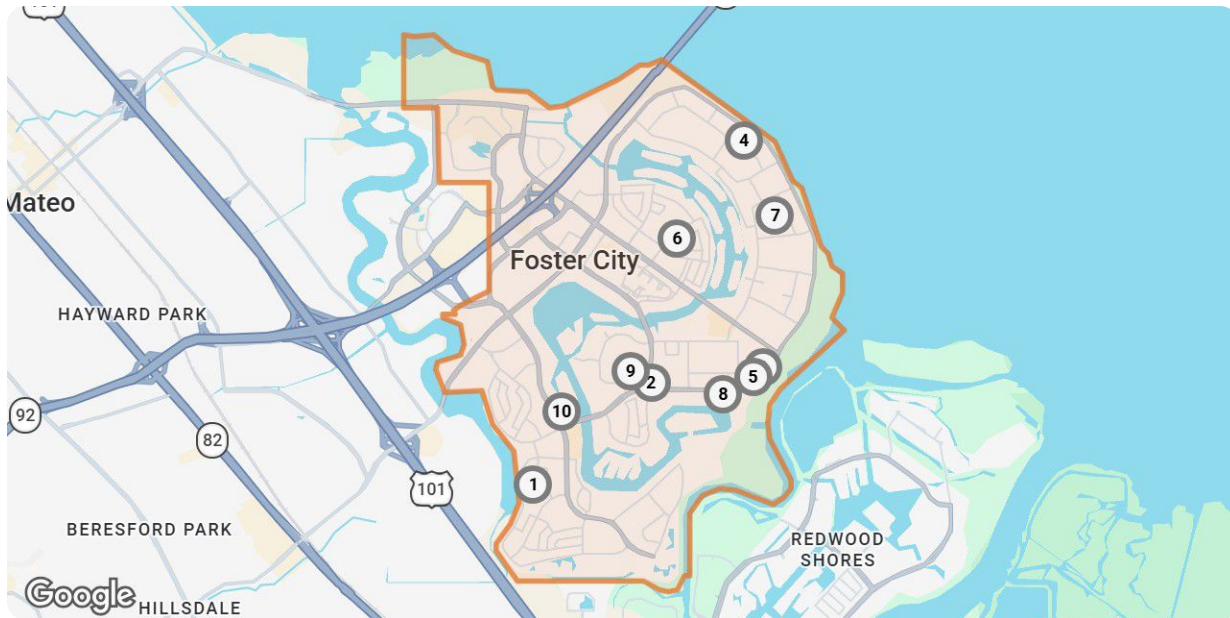
- Active For Sale
- Active Under Contract

New: 10 properties		Property Type	Beds / Baths	Living Area (sq ft)	Lot Size	Year Built	List Date / Days in RPR	List Price / \$ Per Sq Ft
1	 <p>1171 Compass Ln, Apt 304 Foster City, CA 94404 MLS ID: 82044412</p> <p>● Active Under Contract / For Sale</p> <p><i>Listing Courtesy of Compass</i></p>	Condo/Townhouse/Apt.	1/1	990	843 sqft	1976	4/24/2026 43 days	\$638,000 \$644/sq ft
2	 <p>720 Promontory Point Ln, Apt 2 Foster City, CA 94404 MLS ID: 41137290</p> <p>● Active / For Sale</p> <p><i>Listing Courtesy of Ccpca Realty</i></p>	Condo/Townhouse/Apt.	2/3	2,224	7.94 acres	1998	6/5/2026 1 day	\$1,448,000 \$651/sq ft
3	 <p>1041 Shell Blvd, Apt 11 Foster City, CA 94404 MLS ID: 82050057</p> <p>● Active / For Sale</p> <p><i>Listing Courtesy of Golden Gate Sotheby's International Realty</i></p>	Condo/Townhouse/Apt.	2/2	1,042	6.25 acres	1972	6/5/2026 1 day	\$749,000 \$719/sq ft
4	 <p>145 Albacore Ln Foster City, CA 94404 MLS ID: 82049716</p> <p>● Active / For Sale</p> <p><i>Listing Courtesy of Intero Real Estate Services</i></p>	Condo/Townhouse/Apt.	2/2	1,030	1,094 sqft	1986	6/4/2026 2 days	\$749,900 \$728/sq ft
5	 <p>1525 Beach Park Blvd Foster City, CA 94404 MLS ID: 41135445</p> <p>● Active / For Sale</p> <p><i>Listing Courtesy of Golden Gate Sotheby's Int'l Re</i></p>	Condo/Townhouse/Apt.	3/3	1,290	1,778 sqft	1970	5/30/2026 7 days	\$988,000 \$766/sq ft

New: 10 properties		Property Type	Beds / Baths	Living Area (sq ft)	Lot Size	Year Built	List Date / Days in RPR	List Price / \$ Per Sq Ft
	702 Portofino Ln Foster City, CA 94404 MLS ID: 82049110 ● Active / For Sale <i>Listing Courtesy of KW Advisors</i>	Condo/Townhouse/Apt.	2/2	1,490	2,267 sqft	1975	5/30/2026 7 days	\$1,398,000 \$938/sq ft
	1214 Admiralty Ln Foster City, CA 94404 MLS ID: 82049044 ● Active / For Sale <i>Listing Courtesy of Compass</i>	Condo/Townhouse/Apt.	3/3	1,505	9.94 acres	1965	5/29/2026 8 days	\$880,000 \$585/sq ft
	1058 Foster Square Ln, Unit 30 Foster City, CA 94404 MLS ID: 82049045 ● Active / For Sale <i>Listing Courtesy of Intero Real Estate Services</i>	Condo/Townhouse/Apt.	2/2	1,364	1,330 sqft	2019	5/29/2026 8 days	\$1,280,000 \$938/sq ft
	608 Portofino Ln Foster City, CA 94404 MLS ID: 82049035 ● Active / For Sale <i>Listing Courtesy of Realty World-SVI Group</i>	Condo/Townhouse/Apt.	2/2	1,490	5.16 acres	1975	5/29/2026 8 days	\$1,348,000 \$905/sq ft
	1809 Beach Park Blvd Foster City, CA 94404 MLS ID: 82048936 ● Active / For Sale <i>Listing Courtesy of Coldwell Banker Realty</i>	Single Family	3/2	1,540	5,700 sqft	1965	5/28/2026 9 days	\$1,799,000 \$1,168/sq ft

Pending











Source: Listings



Legend

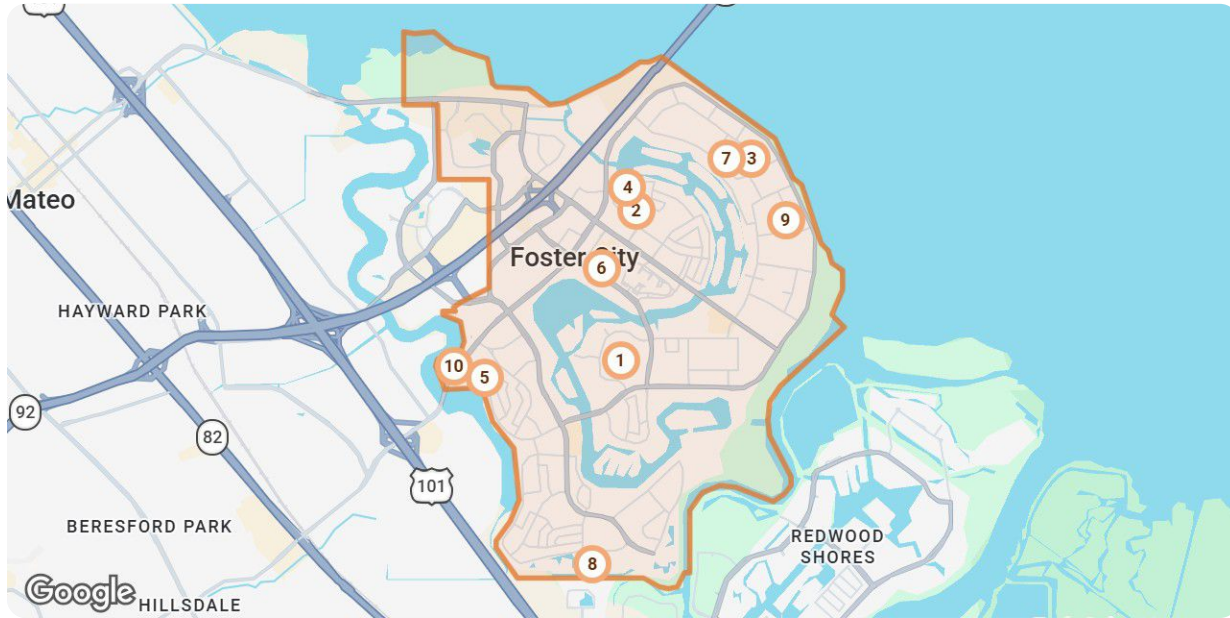
● Pending



Pending: 10 properties		Property Type	Beds / Baths	Living Area (sq ft)	Lot Size / Year Built	List Date	List Price / \$ Per Sq Ft	Pending Date / Days in RPR
1	 <p>330 Tampa Ct Foster City, CA 94404 MLS ID: 41133975 Pending / For Sale</p> <p><i>Listing Courtesy of Coldwell Banker Realty</i></p>	Single Family	4/3	2,620	5,899 sqft 1973	5/8/2026	\$2,780,000 \$1,061/sq ft	6/5/2026 28 days
2	 <p>1083 Shell Blvd, Apt 4 Foster City, CA 94404 MLS ID: 82047475 Pending / For Sale</p> <p><i>Listing Courtesy of Mosaik Real Estate</i></p>	Condo/Townhouse/Apt.	3/2	1,242	6.25 acres 1973	5/21/2026	\$849,000 \$684/sq ft	6/2/2026 12 days
3	 <p>1061 Beach Park Blvd, Apt 307 Foster City, CA 94404 MLS ID: 82038206 Pending / For Sale</p> <p><i>Listing Courtesy of Intero Real Estate Services</i></p>	Condo/Townhouse/Apt.	2/2	1,286	16.11 acres 1973	3/11/2026	\$750,000 \$583/sq ft	6/1/2026 82 days
4	 <p>210 Duck Ct Foster City, CA 94404 MLS ID: 82046195 Pending / For Sale</p> <p><i>Listing Courtesy of Coldwell Banker Realty</i></p>	Single Family	3/2	1,890	7,401 sqft 1966	5/7/2026	\$2,198,000 \$1,163/sq ft	5/26/2026 19 days
5	 <p>1171 Compass Ln, Apt 300 Foster City, CA 94404 MLS ID: 41133830 Pending / For Sale</p> <p><i>Listing Courtesy of Keller Williams Realty</i></p>	Condo/Townhouse/Apt.	3/2	1,593	6.39 acres 1976	5/13/2026	\$899,000 \$564/sq ft	5/23/2026 10 days
6	 <p>809 Constitution Dr Foster City, CA 94404 MLS ID: 82045260 Pending / For Sale</p> <p><i>Listing Courtesy of Compass</i></p>	Single Family	4/2	1,670	5,961 sqft 1964	4/30/2026	\$1,835,000 \$1,099/sq ft	5/23/2026 23 days
7	 <p>349 Bluefish Ct Foster City, CA 94404 MLS ID: 82047605 Pending / For Sale</p> <p><i>Listing Courtesy of KW Advisors</i></p>	Single Family	3/2	1,860	6,816 sqft 1966	5/16/2026	\$1,898,000 \$1,020/sq ft	5/21/2026 5 days
8	 <p>1006 Stern Ln Foster City, CA 94404 MLS ID: 82045185 Pending / For Sale</p> <p><i>Listing Courtesy of Intero Real Estate Services</i></p>	Condo/Townhouse/Apt.	2/3	1,580	809 sqft 1989	4/29/2026	\$1,099,000 \$696/sq ft	5/21/2026 22 days
9	 <p>998 Cartier Ln Foster City, CA 94404 MLS ID: 82045077 Pending / For Sale</p> <p><i>Listing Courtesy of RE/MAX Gold Redwood Shores.</i></p>	Condo/Townhouse/Apt.	3/3	1,640	- 1974	4/29/2026	\$1,525,000 \$930/sq ft	5/13/2026 14 days
10	 <p>812 Ram Ln Foster City, CA 94404 MLS ID: 82043095 Pending / For Sale</p> <p><i>Listing Courtesy of Maxreal</i></p>	Condo/Townhouse/Apt.	3/3	1,546	1,101 sqft 1978	4/15/2026	\$1,450,000 \$938/sq ft	5/12/2026 27 days



Closed

Source: Public Records and Listings



Legend

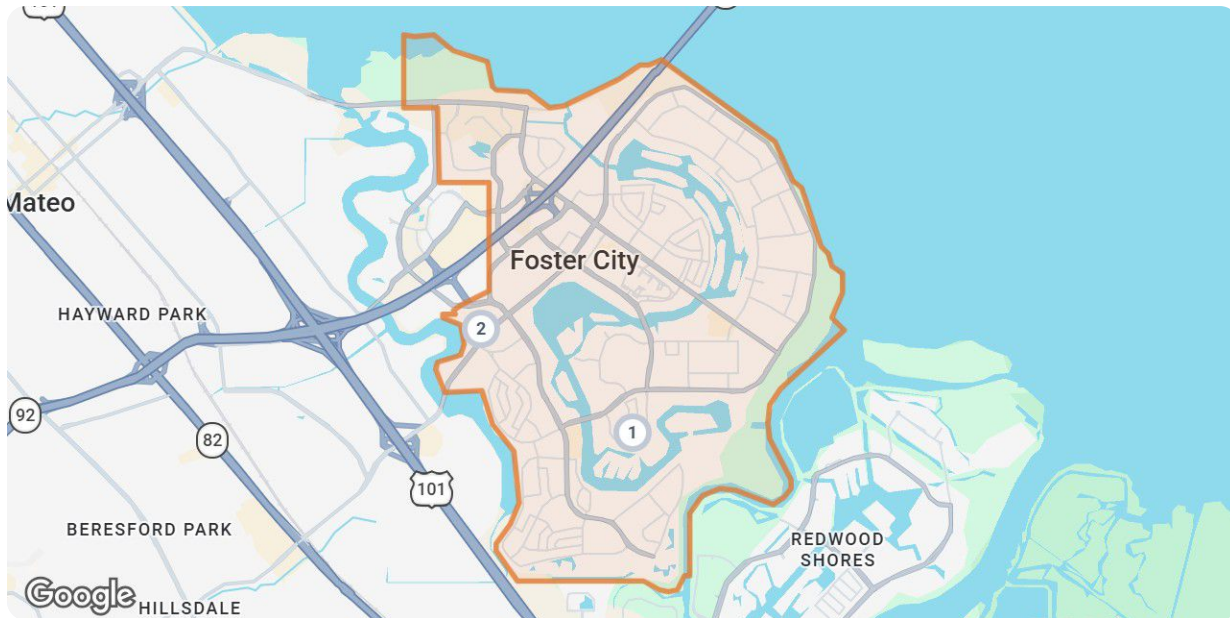
● Closed

Closed: 10 properties		Property Type	Beds / Baths	Living Area (sq ft)	Lot Size / Year Built	Closed Date / Days in RPR	Closed Price / \$ Per Sq Ft	List to Sold Price %
1	 <p>966 Vasco Da Gama Ln Foster City, CA 94404 MLS ID: 82045693 ■ Closed / For Sale <i>Courtesy of Signature Realty & Mortgage</i></p>	Condo/Townhouse/Apt.	3/3	1,380	1,508 sqft / 1974	6/4/2026 / 16 days	\$1,425,000 / \$1,033/sq ft	-
2	 <p>673 Harvester Dr Foster City, CA 94404 MLS ID: 82044741 ■ Closed / For Sale <i>Courtesy of Reveal Real Estate</i></p>	Single Family	5/4	2,540	6,882 sqft / 1966	6/3/2026 / 13 days	\$2,540,000 / \$1,000/sq ft	↑ 1.68%
3	 <p>224 Loon Ct Foster City, CA 94404 MLS ID: 82039258 ■ Closed / For Sale <i>Courtesy of Rothschild & RUK Real Estate, Inc.</i></p>	Single Family	4/2	1,871	5,761 sqft / 1966	6/1/2026 / 63 days	\$2,425,000 / \$1,296/sq ft	↓ 2.57%
4	 <p>629 Pilgrim Dr Foster City, CA 94404 MLS ID: 82046485 ■ Closed / For Sale <i>Courtesy of Aspire Homes</i></p>	Single Family	3/2	1,640	5,583 sqft / 1963	6/1/2026 / 9 days	\$1,800,000 / \$1,098/sq ft	↑ 17.8%
5	 <p>653 Celestial Ln Foster City, CA 94404 MLS ID: 82042463 ■ Closed / For Sale <i>Courtesy of KW Advisors</i></p>	Condo/Townhouse/Apt.	4/3	1,700	1,890 sqft / 1972	5/29/2026 / 25 days	\$1,550,000 / \$912/sq ft	↑ 0.11%

Closed: 10 properties		Property Type	Beds / Baths	Living Area (sq ft)	Lot Size / Year Built	Closed Date / Days in RPR	Closed Price / \$ Per Sq Ft	List to Sold Price %
6	 <p>1028 Foster Square Ln, Unit 30 Foster City, CA 94404 MLS ID: 82036288 Closed / For Sale</p> <p><i>Courtesy of Intero Real Estate Services</i></p>	Condo/Townhouse/Apt.	3/2	1,617	1,860 sqft / 2018	5/28/2026 / 75 days	\$1,450,000 / \$897/sq ft	↑ 0.14%
7	 <p>284 Avocet Ct Foster City, CA 94404 MLS ID: 82043614 Closed / For Sale</p> <p><i>Courtesy of Compass</i></p>	Single Family	5/3	2,690	10,012 sqft / 1969	5/20/2026 / 8 days	\$2,950,000 / \$1,097/sq ft	↑ 23.02%
8	 <p>114 Williams Ln Foster City, CA 94404 MLS ID: 82041238 Closed / For Sale</p> <p><i>Courtesy of Jean C Hung, Broker</i></p>	Single Family	3/3	1,550	3,165 sqft / 1986	5/19/2026 / 26 days	\$1,690,000 / \$1,090/sq ft	↓ 4.41%
9	 <p>318 Bluefish Ct Foster City, CA 94404 MLS ID: 82042258 Closed / For Sale</p> <p><i>Courtesy of Coldwell Banker Realty</i></p>	Single Family	4/2	2,010	5,700 sqft / 1966	5/18/2026 / 8 days	\$2,200,000 / \$1,095/sq ft	↓ 3.88%
10	 <p>740 Promontory Point Ln, Apt 3 Foster City, CA 94404 MLS ID: 82038963 Closed / For Sale</p> <p><i>Courtesy of Canvass Properties</i></p>	Condo/Townhouse/Apt.	3/3	2,264	7.94 acres / 2004	5/18/2026 / 10 days	\$1,572,000 / \$694/sq ft	↓ 0.82%

Distressed



Source: Public Records and Listings



Legend

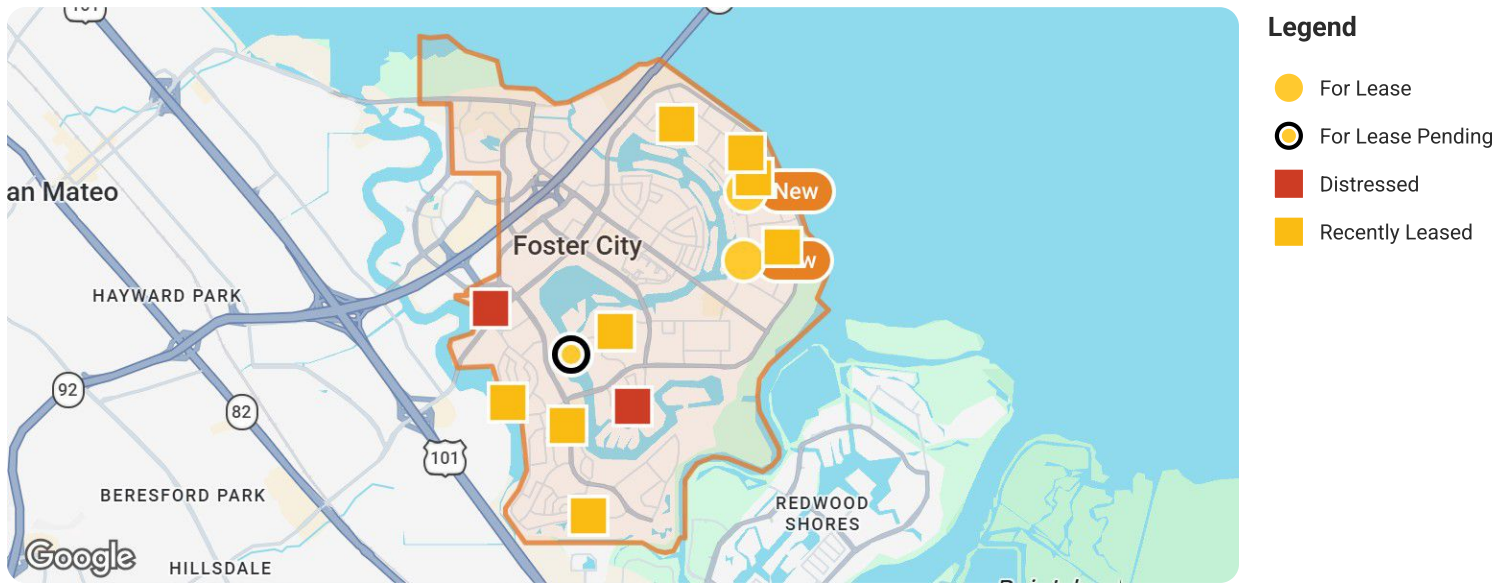
- Off Market, Hold, Withdrawn, Expired, or Canceled



Distressed: 2 properties		Property Type	Beds / Baths	Living Area (sq ft)	Lot Size / Year Built	List Date / Days in RPR	List Price / \$ Per Sq Ft	Distressed Date / Type
1	 <p>1142 Blythe St Foster City, CA 94404 Off Market / Public Record</p>	Single Family	3/2	2,030	5,453 sqft 1978	- - days	- \$1,204/sq ft	4/30/2026 Notice of Default
2	 <p>820 Sea Spray Ln, Apt 310 Foster City, CA 94404 Off Market / Public Record</p>	Condo/Townhouse e/Apt.	2/2	1,213	14.28 acres 1981	- - days	- \$716/sq ft	4/17/2026 Notice of Default

Summary

For Lease Activity in the Last 3 Months



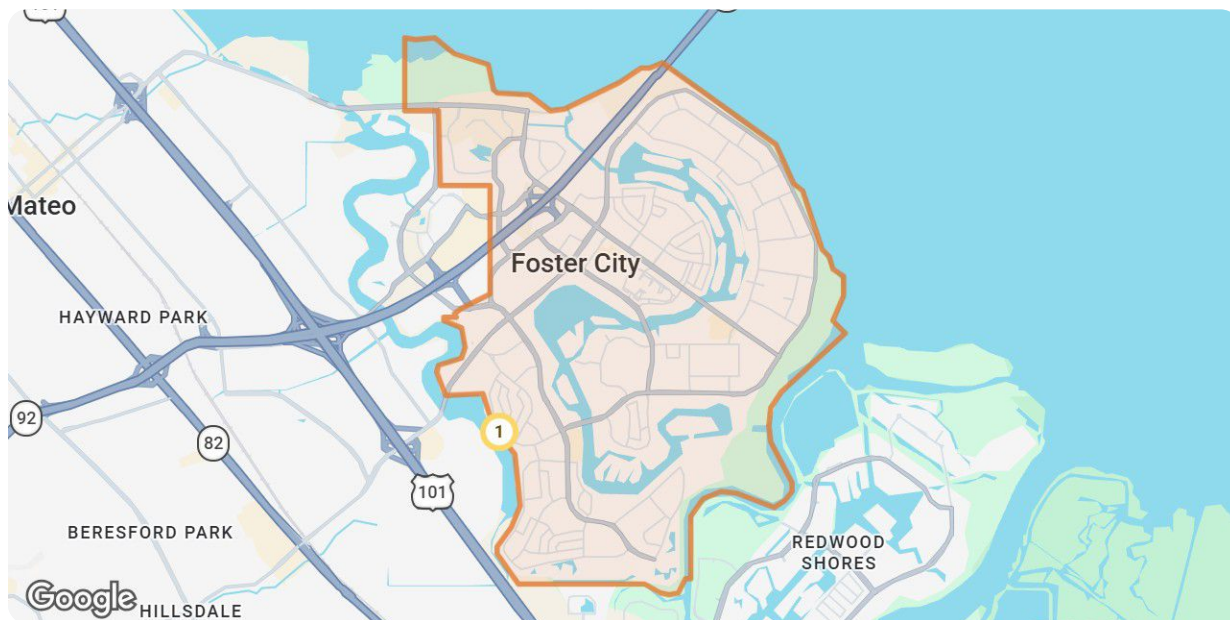
	New	Pending	Closed	Distressed
Number of Properties	2	1	8	2
Lowest Listing Price / Est.Value	\$7,000	\$5,000	\$3,500	\$868,290
Median Listing Price / Est.Value	\$8,900	\$5,000	\$5,690	\$1,656,340
Highest Listing Price / Est.Value	\$10,800	\$5,000	\$12,000	\$2,444,390
Average Price / sqft	\$4	\$3	\$3	\$960
Median Price / sqft	\$4	\$3	\$4	\$960
Average Days in RPR	19	13	98	-
Median Days in RPR	19	13	10	-
Total Volume	\$17,800	\$5,000	\$51,225	\$3,312,680
Source	Listings	Listings	Public Records & Listings	Public Records & Listings

Foster City, California

Market Activity Breakdown


New

Source: Listings



Legend

● Active For Lease

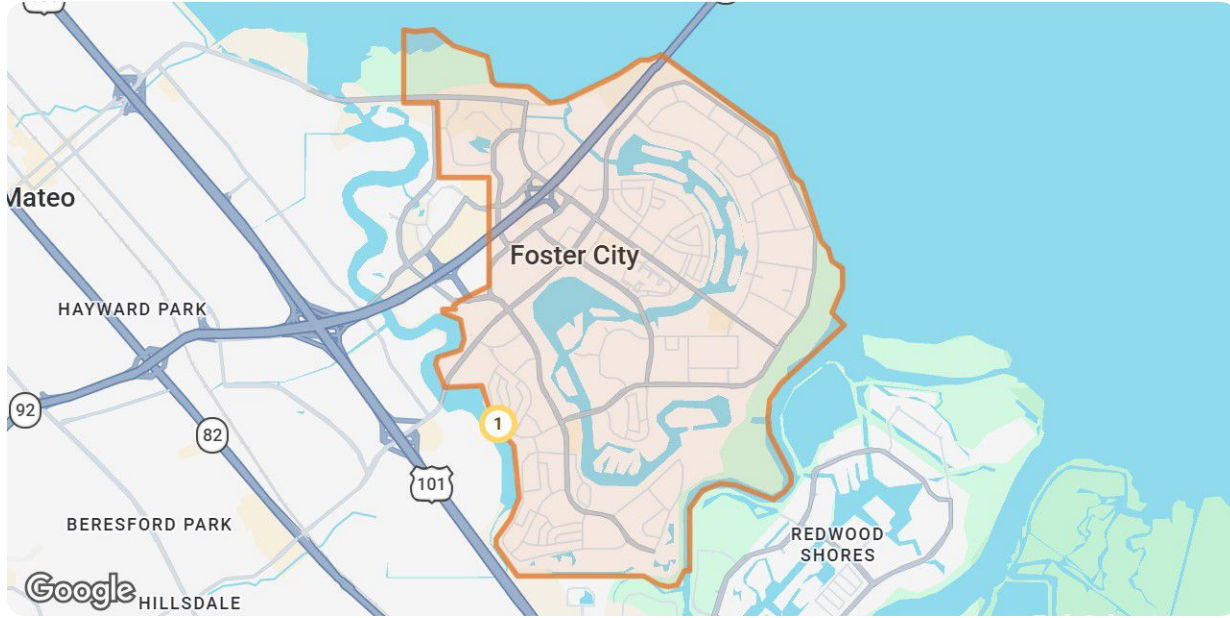
New: 2 properties		Property Type	Beds / Baths	Living Area (sq ft)	Lot Size	Year Built	List Date / Days in RPR	List Price / \$ Per Sq Ft
1	 <p>1347 Marlin Ave Foster City, CA 94404 MLS ID: 82047870 ● Active / For Lease</p> <p><small>Courtesy of eXp Realty of California Inc</small></p>	Single Family	5/3	2,528	6,009 sqft	1966	5/19/2026 18 days	\$10,800 mo. \$4/sq ft
2	 <p>919 Marlin Ave Foster City, CA 94404 MLS ID: 82047703 ● Active / For Lease</p> <p><small>Courtesy of Compass</small></p>	Single Family	4/3	1,830	5,707 sqft	1968	5/18/2026 19 days	\$7,000 mo. \$4/sq ft



Foster City, California


Pending

Source: Listings



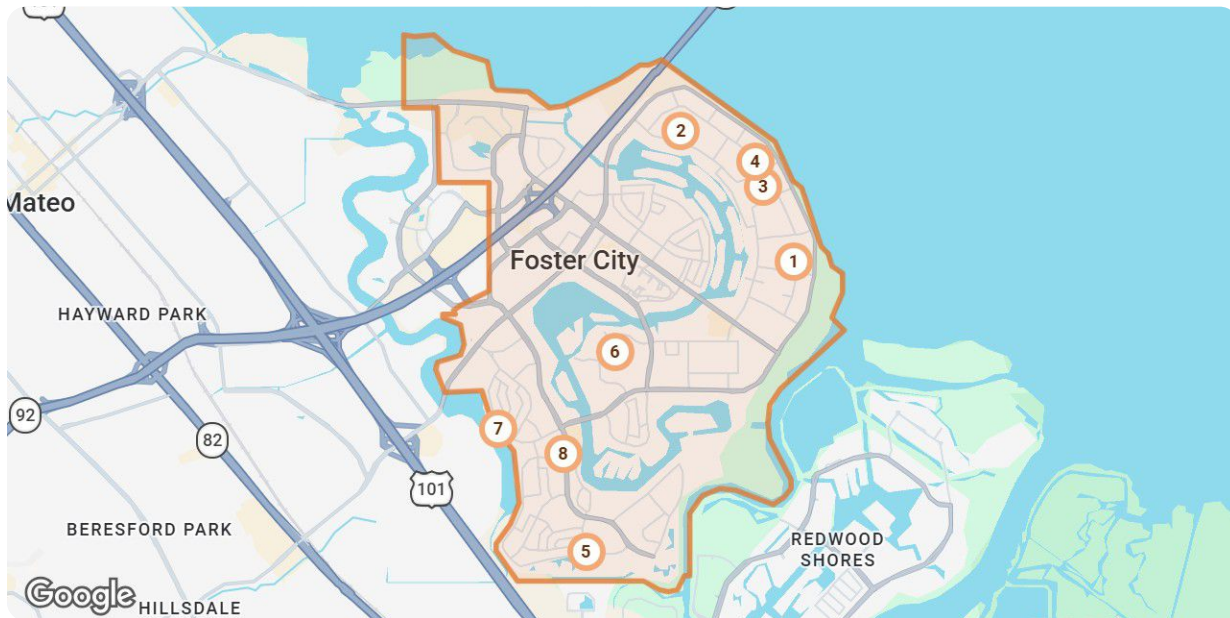
Legend

● Active For Lease

Pending: 1 properties		Property Type	Beds / Baths	Living Area (sq ft)	Lot Size / Year Built	List Date	List Price / \$ Per Sq Ft	Pending Date / Days in RPR
1	 <p>835 Columba Ln Foster City, CA 94404 MLS ID: 82045830</p> <p>● Pending / For Lease</p> <p><i>Courtesy of Acel Realty</i></p>	Condo/Townhouse/Apt.	3/3	1,546	- / 1977	5/5/2026	\$5,000 mo. / \$3/sq ft	5/18/2026 / 13 days

Closed

Source: Public Records and Listings



Legend

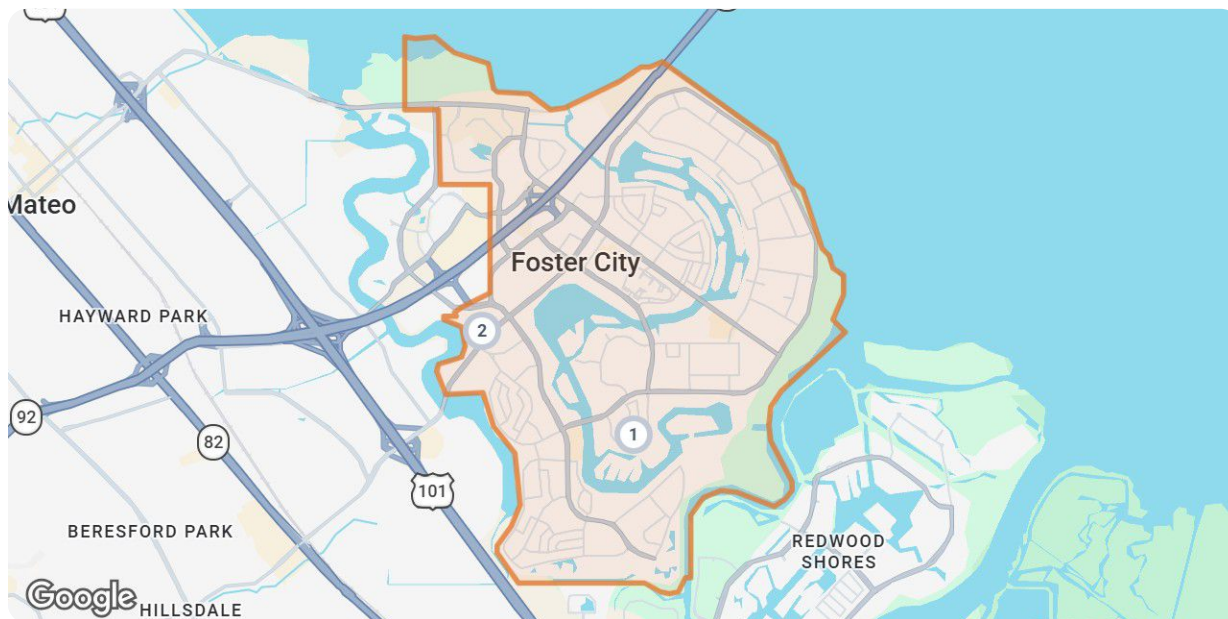
● Closed



Closed: 8 properties		Property Type	Beds / Baths	Living Area (sq ft)	Lot Size / Year Built	Closed Date / Days in RPR	Closed Price / \$ Per Sq Ft	List to Sold Price %
	266 Bonita Ln Foster City, CA 94404 MLS ID: 82049259 Closed / For Lease	Condo/Townhouse/Apt.	3/3	1,630	1,577 sqft / 1985	6/5/2026 / 4 days	- / \$3/sq ft	-
<i>Courtesy of Compass</i>								
	239 Killdeer Ct Foster City, CA 94404 MLS ID: 82043644 Closed / For Lease	Single Family	4/3	2,250	5,359 sqft / 1965	5/31/2026 / 17 days	- / \$3/sq ft	-
<i>Courtesy of RE/MAX Gold Redwood Shores</i>								
	1041 Grebe St Foster City, CA 94404 MLS ID: 82046680 Closed / For Lease	Condo/Townhouse/Apt.	2/2	960	1,956 sqft / 1970	5/27/2026 / 7 days	- / \$4/sq ft	-
<i>Courtesy of Compass</i>								
	974 Crane Ave Foster City, CA 94404 MLS ID: 82044924 Closed / For Lease	Single Family	3/3	2,246	5,690 sqft / 1965	5/15/2026 / 12 days	- / \$3/sq ft	-
<i>Courtesy of Compass</i>								
	382 Biscayne Ave Foster City, CA 94404 MLS ID: 81965387 Closed / For Lease	Single Family	6/4	3,200	- / 2024	5/7/2026 / 724 days	- / \$4/sq ft	-
<i>Courtesy of AEST Realty</i>								
	972 Diaz Ln Foster City, CA 94404 MLS ID: 82043527 Closed / For Lease	Condo/Townhouse/Apt.	2/2	1,260	2,431 sqft / 1975	4/26/2026 / 3 days	- / \$4/sq ft	-
<i>Courtesy of Compass</i>								
	210 Beach Park Blvd Foster City, CA 94404 MLS ID: 82042557 Closed / For Lease	Condo/Townhouse/Apt.	3/3	1,430	1,890 sqft / 1974	4/16/2026 / 5 days	- / \$4/sq ft	-
<i>Courtesy of Compass</i>								
	980 Edgewater Blvd Foster City, CA 94404 MLS ID: 82026591 Closed / For Lease	Single Family	4/2	1,890	7,200 sqft / 1969	3/8/2026 / 14 days	- / \$3/sq ft	-
<i>Courtesy of Liberty Realty</i>								



Distressed

Source: Public Records and Listings



Legend

- Off Market, Hold, Withdrawn, Expired, or Canceled

Distressed: 2 properties		Property Type	Beds / Baths	Living Area (sq ft)	Lot Size / Year Built	List Date / Days in RPR	List Price / \$ Per Sq Ft	Distressed Date / Type
1	 <p>1142 Blythe St Foster City, CA 94404 ■ Off Market / Public Record</p>	Single Family	3/2	2,030	5,453 sqft 1978	– – days	– \$1,204/sq ft	4/30/2026 Notice of Default
2	 <p>820 Sea Spray Ln, Apt 310 Foster City, CA 94404 ■ Off Market / Public Record</p>	Condo/Townhouse/Apt.	2/2	1,213	14.28 acres 1981	– – days	– \$716/sq ft	4/17/2026 Notice of Default



Foster City, California

About RPR

- RPR® is the nation's largest property database, exclusively for REALTORS®. It empowers REALTORS® to help buyers and sellers make informed decisions, backed by a real estate database covering more than 160 million residential and commercial properties in the United States.
- RPR is a wholly owned subsidiary of the National Association of REALTORS® and a member benefit to REALTORS®.
- RPR's data sources range from MLSs and county-level tax and assessment offices, to the U.S. Census and FEMA, to specialty data set providers such as Esri (consumer data), Niche (school information) and Precisely (geographic boundaries).

Learn More

For more information about RPR, please visit RPR's public website: <https://blog.narrpr.com>



RPR®

