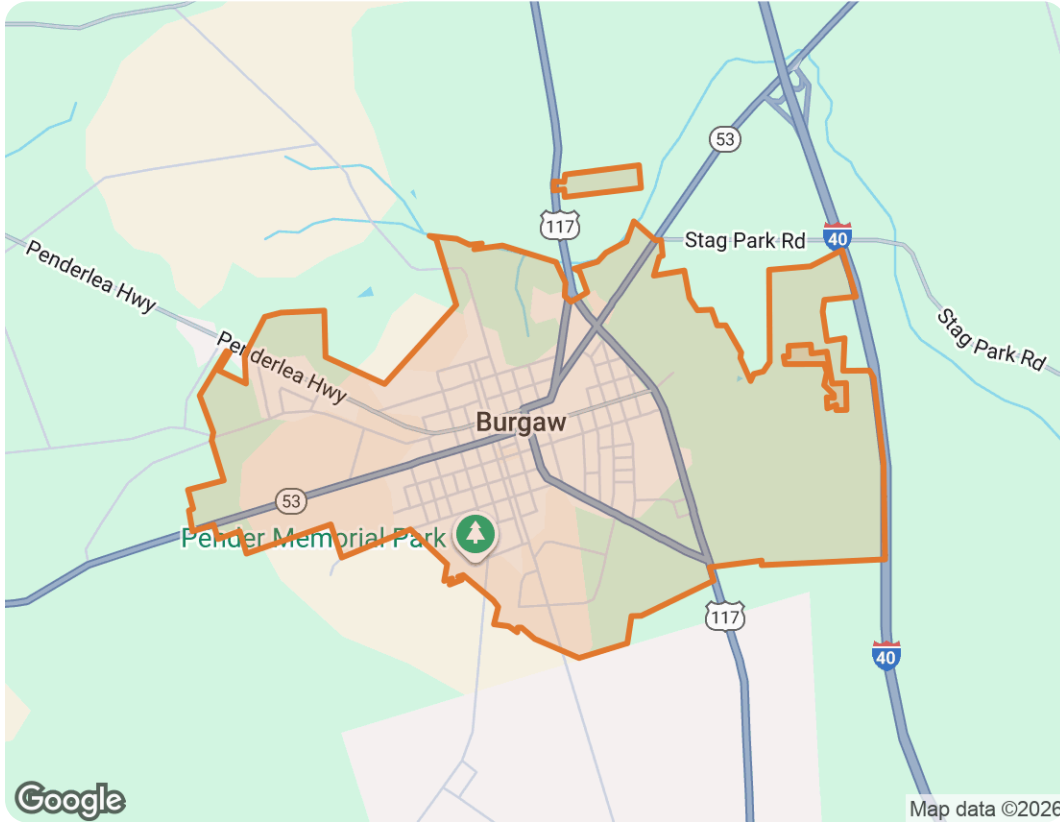


## Burgaw, North Carolina

---



### Bill Frey

Realtor

North Carolina Real Estate License #298921

📞 Mobile (910) 622-2913

✉ bill.frey@exprealty.com

🌐 FreyRealtyNC.com



Burgaw, North Carolina

Market Trends

Market Trends for Burgaw, North Carolina

Single Family + Condo/Townhouse/Apt.

December 2025

Market Type

Seller's Market

Balanced Market

Buyer's Market

Key Details

Months of Inventory

3.48

↑ 1.16% MoM

Sold to List Price %

94%

↓ 6.6% MoM

Median Days in RPR

77

↑ 26.23% MoM

Median Sold Price

\$335,000

↑ 13.56% MoM

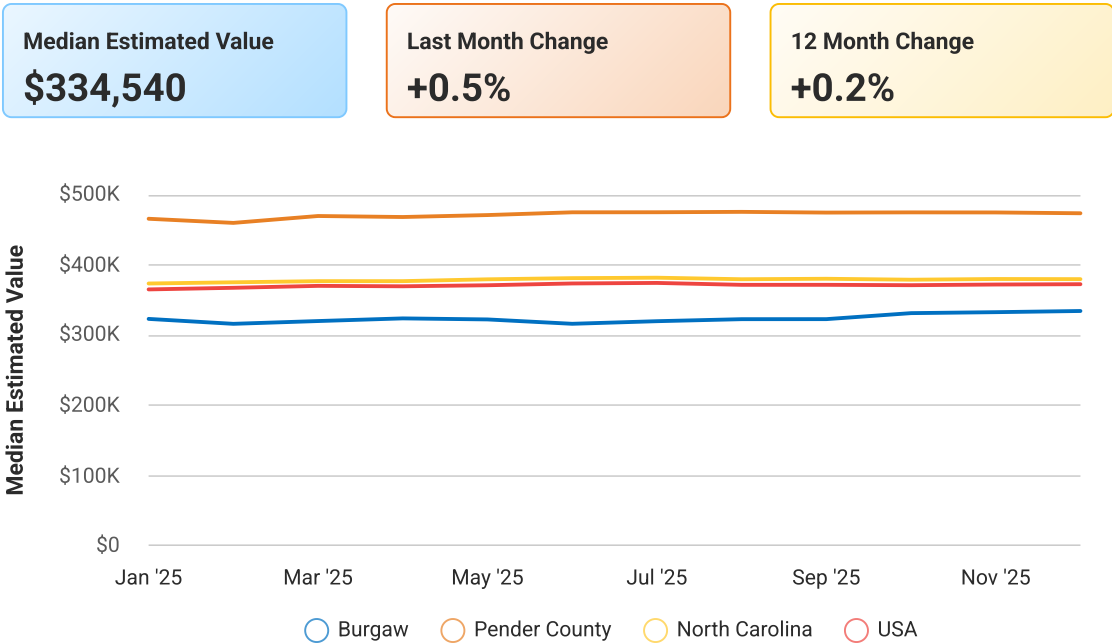
December 2025 Median Estimated Property Value

Single Family + Condo/Townhouse/Apt.

This graphic displays property estimates for a market area and a subject property, where one has been selected. Estimated property values are generated by a valuation model and are not formal appraisals.

Source: Public records, and MLS sources where licensed

Update Frequency: Monthly



# Burgaw, North Carolina

## December 2025 Active Listings

### Burgaw, North Carolina

Single Family + Condo/Townhouse/Apt.

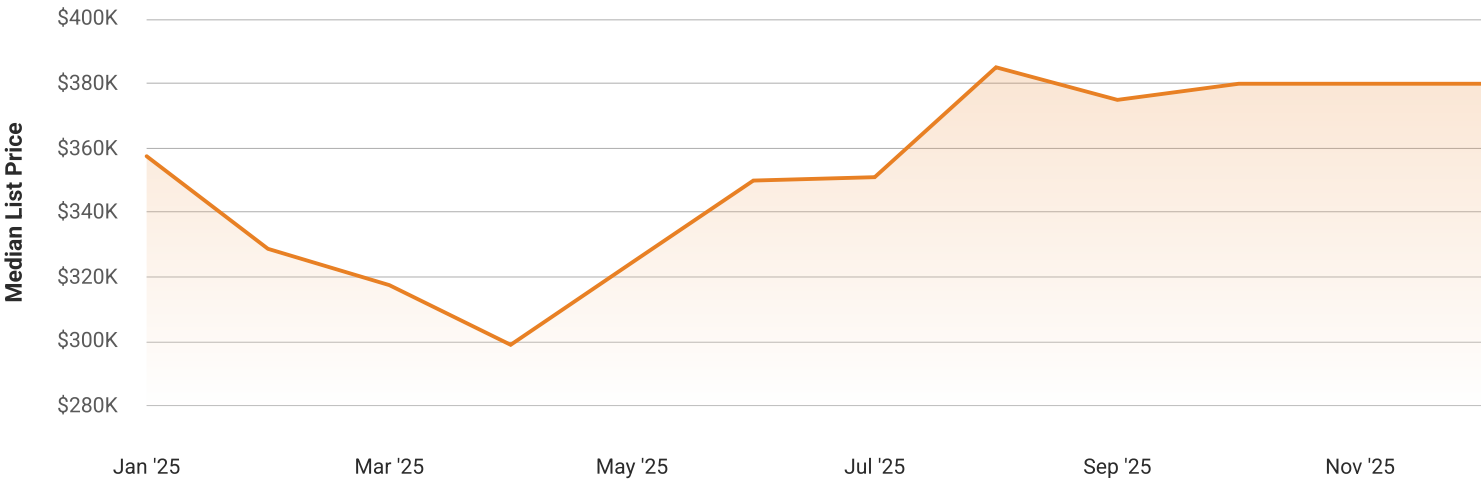
This graphic summarizes key statistics for properties that were in an active status on the last day of each month. RPR uses list date and a derived pending date to determine if the listing was active on the last day of the month. An end-of-month snapshot of active listings helps to understand inventory levels, price points and duration on the market.

Source: Listing sources

Update Frequency: Monthly

Median List Price - \$379,900

0% Month over Month



# Burgaw, North Carolina

## December 2025 Sold Listings

### Burgaw, North Carolina

Single Family + Condo/Townhouse/Apt.

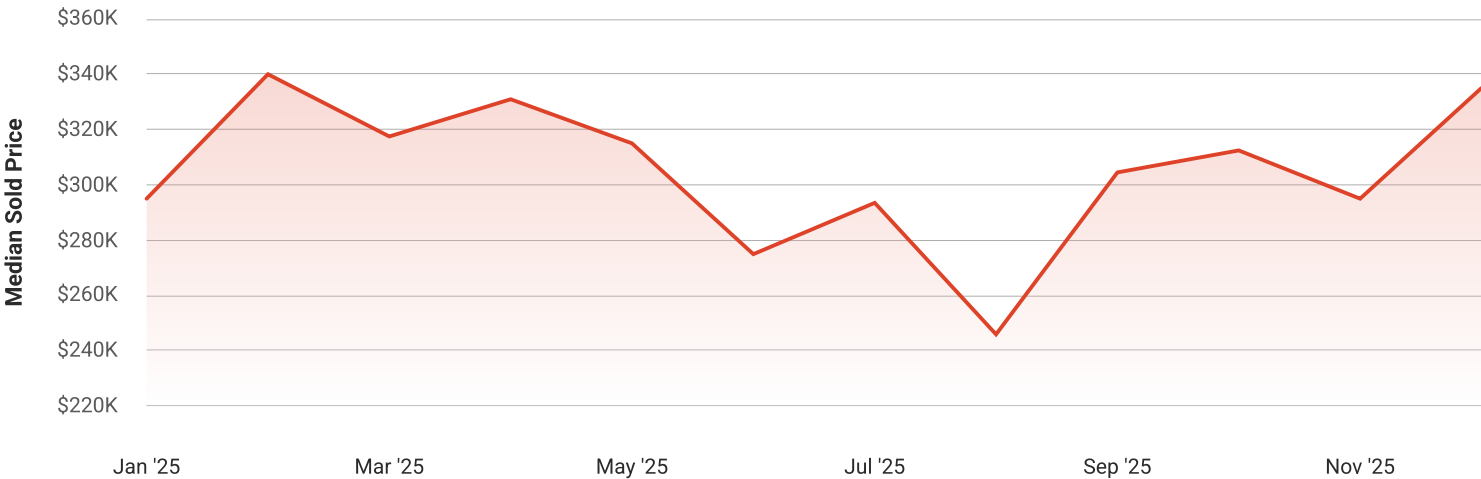
This graphic summarizes key statistics for properties that sold each month. RPR uses a derived sold date to determine when a property moved into a sold status within the given month. These statistics are important for understanding the price points on sold properties as well as the difference between the list price and sold price, which reveals whether buyers are paying over or under the asking price.

Source: Listing sources

Update Frequency: Monthly

Median Sold Price - \$335,000

↑ 13.6% Month over Month



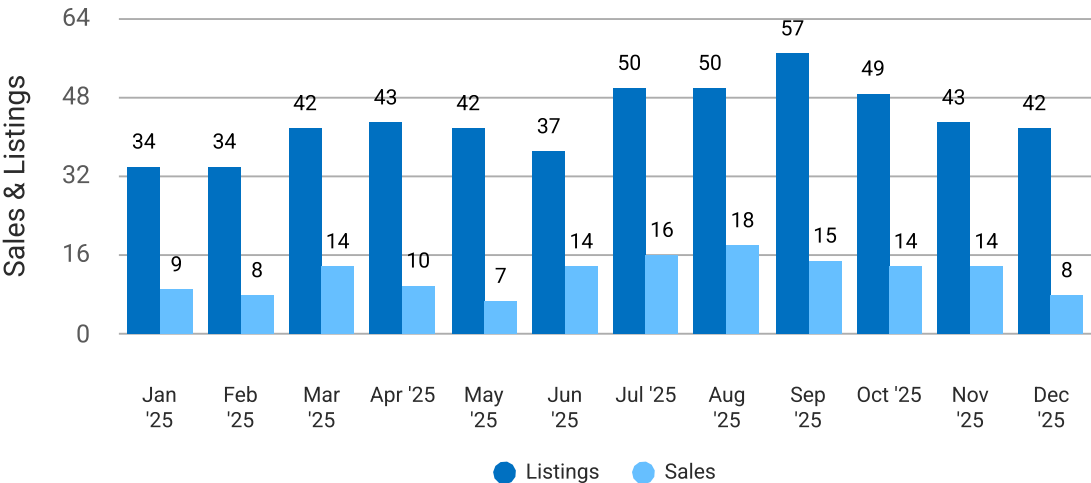
## Total Sales and Active Listings

Single Family + Condo/Townhouse/Apt.

This graph compares the number of sales with the number of active listings in the local market.

Source: MLS data where licensed

Update Frequency: Monthly



# Burgaw, North Carolina

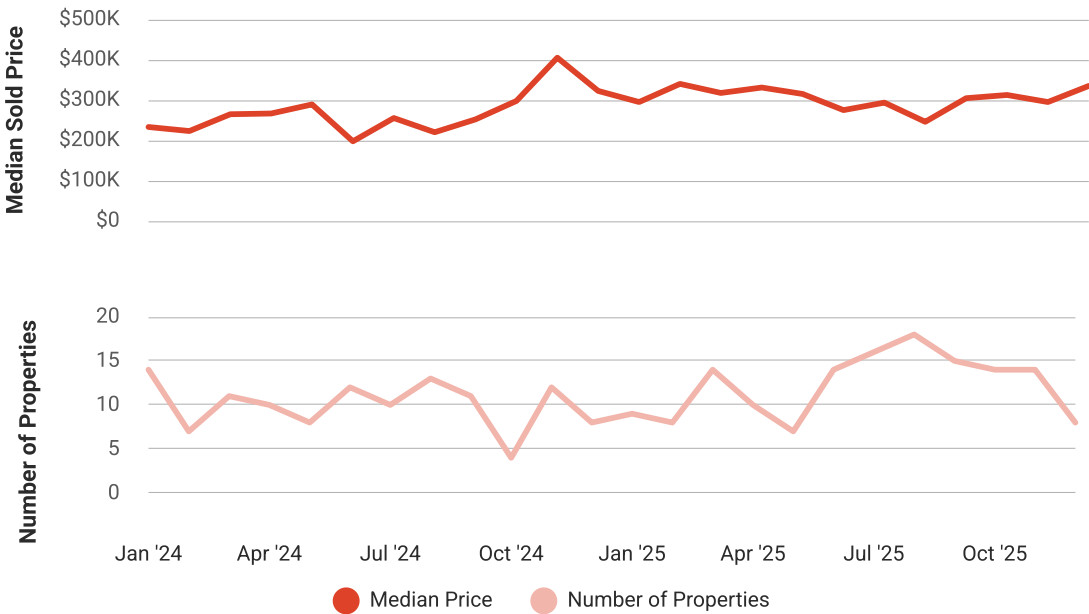
## Median Sold Price vs Sold Listings

Single Family + Condo/Townhouse/Apt.

This chart compares the trend of median sold price and number of sold listings for the given location.

Source: Listing Data

Update Frequency: Monthly



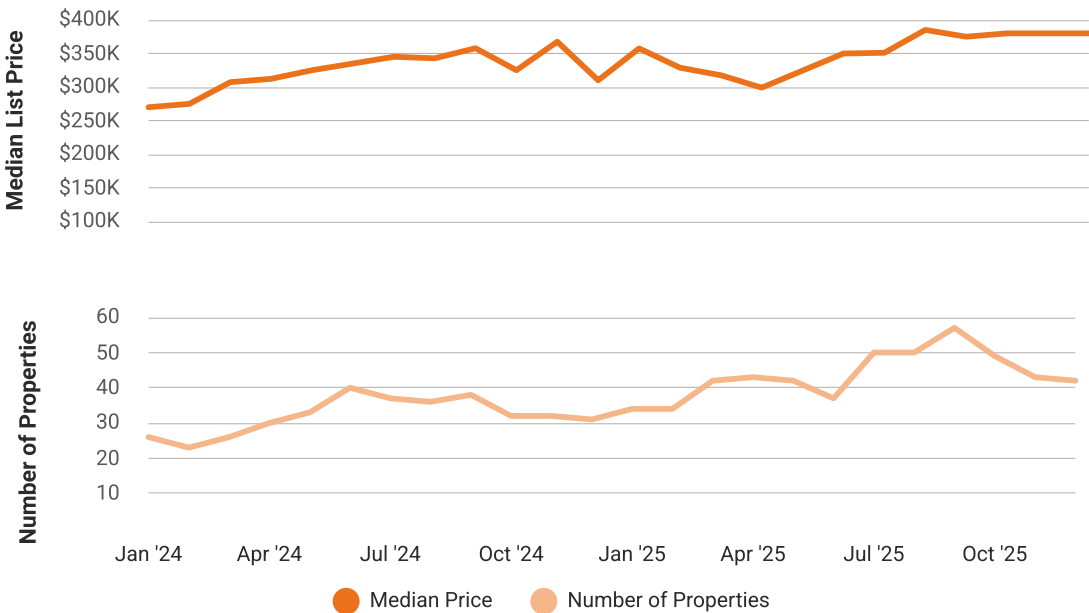
## Median List Price vs Active Listings

Single Family + Condo/Townhouse/Apt.

This chart compares the trend of median list price and number of active properties for the given location.

Source: Listing Data

Update Frequency: Monthly



# Market Snapshot

## Value and Price Changes

	Current	Last Month	Last 3 Months	Last 12 Months	Last 24 Months	Last 36 Months
<b>Median Est. Property Value</b> Last Updated: 12/31/2025	\$334,540	\$332,870 +0.5%	\$322,930 +3.6%	\$333,810 +0.22%	\$312,770 +6.96%	\$279,000 +19.91%
<b>Median Sold Price</b> Last Updated: 12/31/2025	\$335,000	\$295,000 +13.56%	\$304,500 +10.02%	\$322,500 +3.88%	\$249,000 +34.54%	\$270,000 +24.07%
<b>Median List Price</b> Last Updated: 12/31/2025	\$379,900	\$379,900 0%	\$374,900 +1.33%	\$310,000 +22.55%	\$265,500 +43.09%	\$349,450 +8.71%

**About this Data:** Because some brokerages may choose not to include their MLS listing content within the RPR platform, the analysis contained in this report may not have been created using all the available listing data within this geographical market.  
Median estimated property values are generated by a valuation model and are not formal appraisals. Valuations are based on public records and MLS data where licensed. The Metrics displayed here reflect **All Residential Single Family, Condo, Townhouse and Apartment properties** data.

# Market Activity

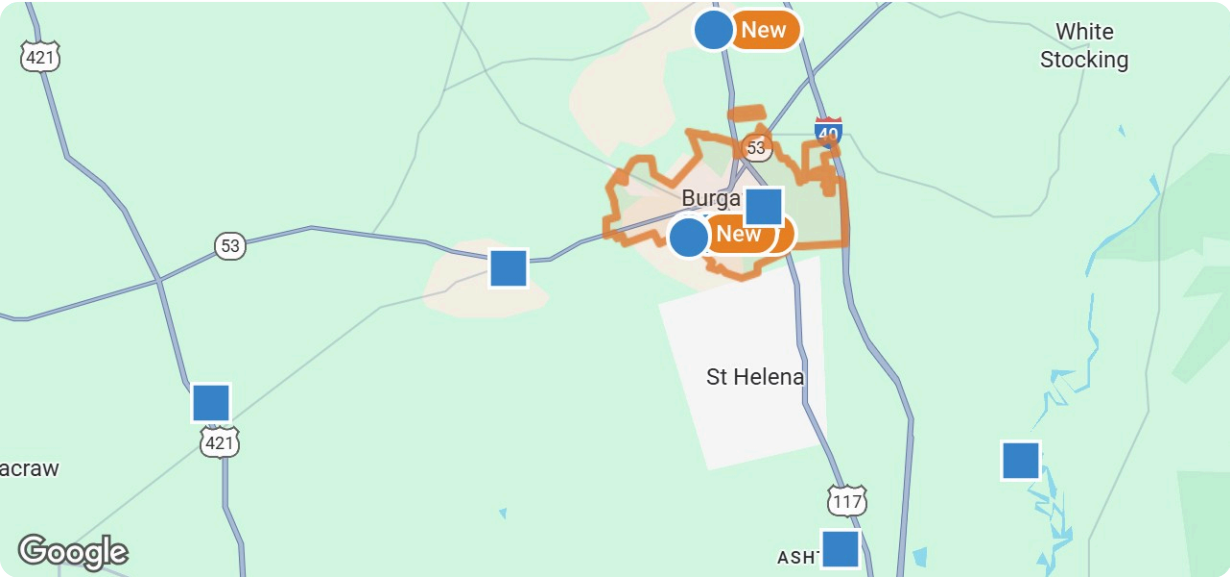
### Market Activity Filters

- Sort Order: Recently updated
- Maximum Properties Per Change Type: 10
- Change Types: New Listings, Pending, Closed
- Property Types: Single Family, Condo/Townhouse/Apt
- Property Features: Sale Price: Any, Lease Price: Any, Beds: Any, Baths: Any, Living Area: Any, Lot Size (acre): Any, Year Built: Any

# Burgaw, North Carolina

## Summary

For Sale Activity in the Last Month



Legend

For Sale

Recently Closed

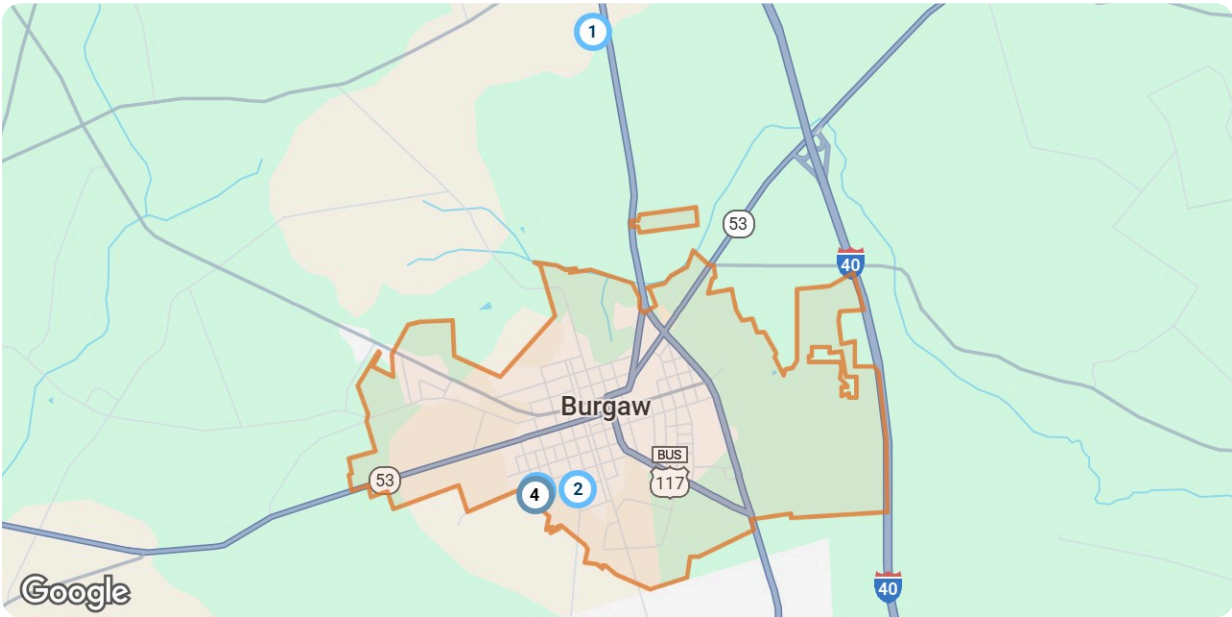
	New	Closed
Number of Properties	4	5
Lowest Listing Price / Est.Value	\$49,900	\$320,000
Median Listing Price / Est.Value	\$266,500	\$407,000
Highest Listing Price / Est.Value	\$600,000	\$441,000
Average Price / sqft	\$198	\$165
Median Price / sqft	\$200	\$188
Average Days in RPR	39	–
Median Days in RPR	21	–
Total Volume	\$1,182,900	\$1,918,000
Source	Listings	Public Records & Listings

# Burgaw, North Carolina

## Market Activity Breakdown

New

Source: Listings



### Legend

- Active For Sale
- Active Under Contract

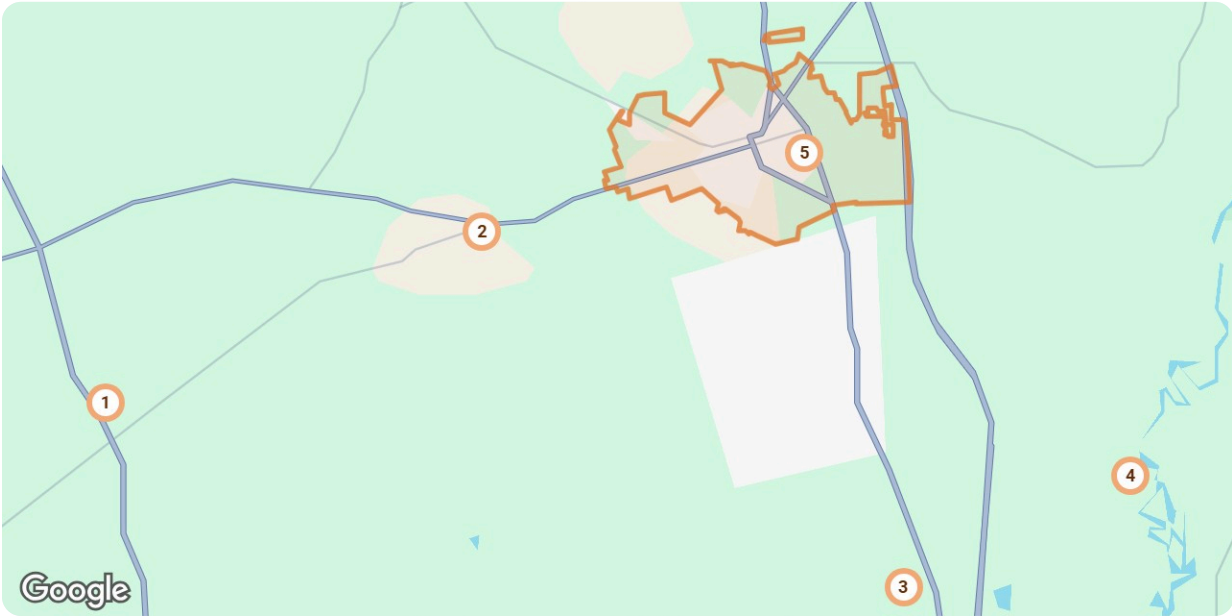
New: 4 properties		Property Type	Beds / Baths	Living Area (sq ft)	Lot Size	Year Built	List Date / Days in RPR	List Price / \$ Per Sq Ft
1		2545 Us Highway 117 N Burgaw, NC 28425 MLS ID: 100547363 ● Active / For Sale <i>Listing Courtesy of Coastal Realty Associates LLC</i>	Single Family	2/2	1,392	6.43 acres	2010	1/4/2026 6 days \$435,000 \$313/sq ft
2		313 W Williams St Burgaw, NC 28425 MLS ID: 100546982 ● Active / For Sale <i>Listing Courtesy of SJC Real Estate LLC</i>	Single Family	2/1	1,116	6,970 sqft	1901	12/29/2025 12 days \$98,000 \$88/sq ft
3		404 S Bodenheimer St Burgaw, NC 28425 MLS ID: 100545151 ● Active / For Sale <i>Listing Courtesy of Coldwell Banker Sea Coast Advantage</i>	Single Family	3/3	1,711	7,405 sqft	2025	12/12/2025 29 days \$600,000 \$351/sq ft
4		409 S Bodenheimer St Burgaw, NC 28425 MLS ID: 100532579 ● Active Under Contract / For Sale <i>Listing Courtesy of Berkshire Hathaway HomeServices Carolina Premier Properties</i>	Single Family	3/2	1,256	7,536 sqft	1960	9/24/2025 108 days \$49,900 \$40/sq ft



Burgaw, North Carolina

Closed

Source: Public Records and Listings



Legend

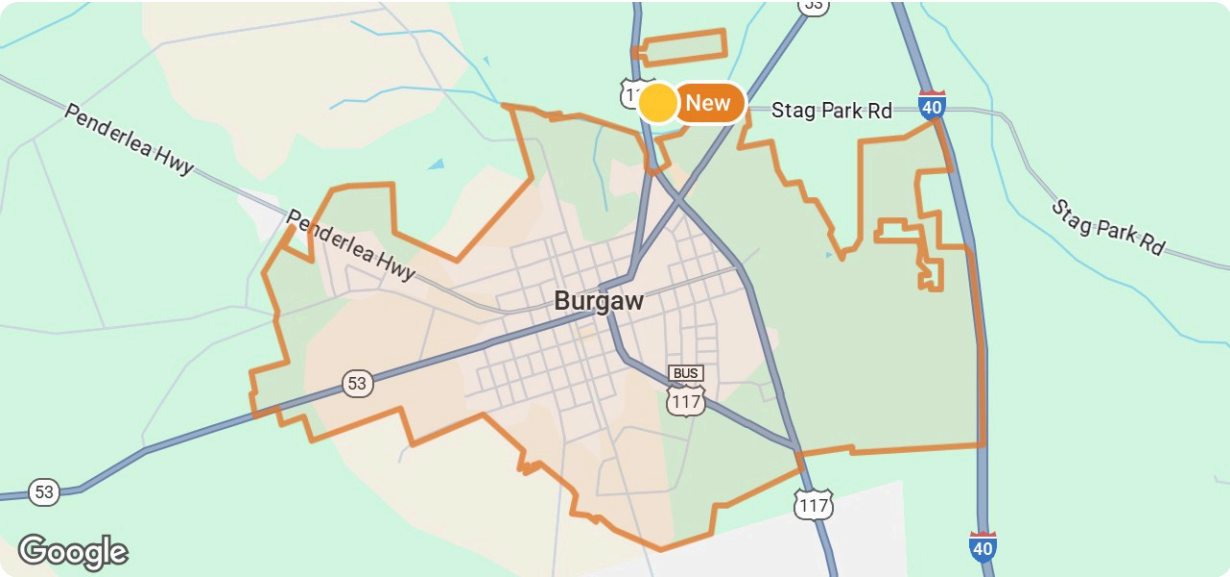
Closed

Closed: 5 properties		Property Type	Beds / Baths	Living Area (sq ft)	Lot Size / Year Built	Closed Date / Days in RPR	Closed Price / \$ Per Sq Ft	List to Sold Price %
1	<div><div>Google</div></div> <div>225 Bridal Creek Dr Burgaw, NC 28425 Closed / Public Record</div>	Single Family	4/3	3,224	2.11 acres 2008	12/22/2025 – days	\$441,000 \$133/sq ft	–
2	<div><div>Google</div></div> <div>101 Malpass Corner Rd Burgaw, NC 28425 Closed / Public Record</div>	Single Family	–/2	1,732	0.81 acres 1979	12/18/2025 – days	\$325,000 \$186/sq ft	–
3	<div><div>Google</div></div> <div>11098 Ashton Rd Burgaw, NC 28425 Closed / Public Record</div>	Single Family	3/2	2,220	3.4 acres 2005	12/22/2025 – days	\$425,000 \$243/sq ft	–
4	<div><div>Google</div></div> <div>102 Lunington Mill Cir Burgaw, NC 28425 Closed / Public Record</div>	Single Family	3/2	1,581	0.69 acres 2004	12/12/2025 – days	\$320,000 \$223/sq ft	–
5	<div><div>Google</div></div> <div>303 Vann Ct Burgaw, NC 28425 Closed / Public Record</div>	Single Family	3/3	3,805	0.71 acres 1999	12/19/2025 – days	\$407,000 \$109/sq ft	–

# Burgaw, North Carolina

## Summary

For Lease Activity in the Last Month



### Legend

● For Lease

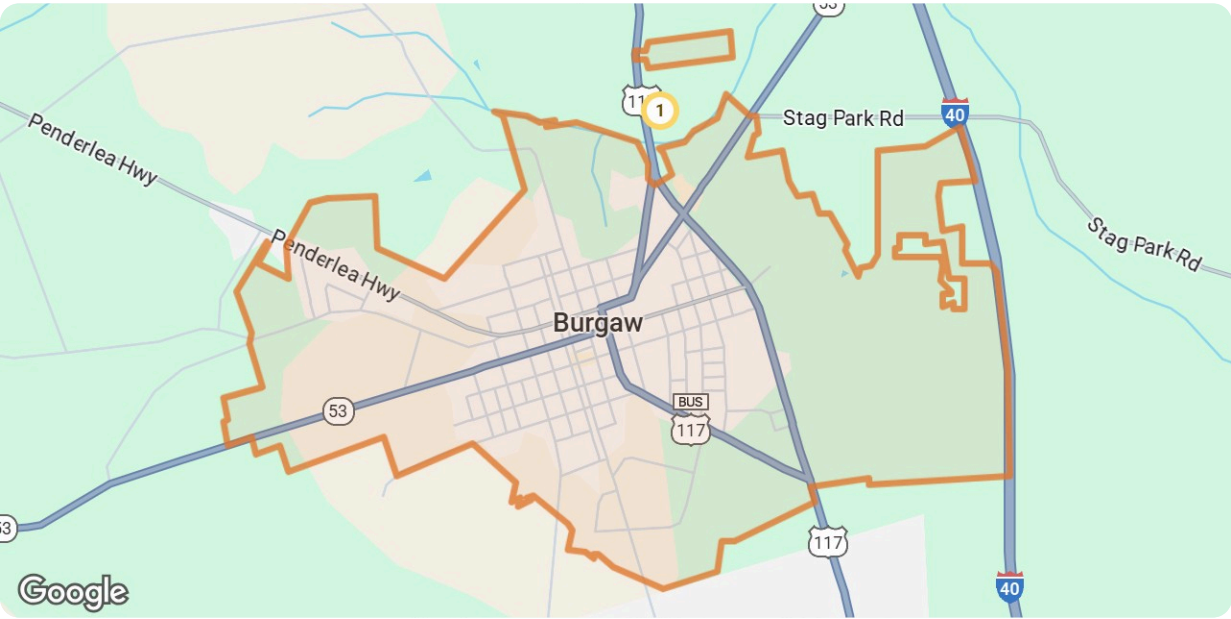
	New
Number of Properties	1
Lowest Listing Price / Est.Value	\$1,600
Median Listing Price / Est.Value	\$1,600
Highest Listing Price / Est.Value	\$1,600
Average Price / sqft	\$2
Median Price / sqft	\$2
Average Days in RPR	13
Median Days in RPR	13
Total Volume	\$1,600
Source	Listings

Burgaw, North Carolina

Market Activity Breakdown


New

Source: Listings



Legend

● Active For Lease

New: 1 properties		Property Type	Beds / Baths	Living Area (sq ft)	Lot Size	Year Built	List Date / Days in RPR	List Price / \$ Per Sq Ft
1	 <div>76 Peterson Hill Ave Burgaw, NC 28425 MLS ID: 100546713 ● Active / For Lease</div> <div>Courtesy of Town Square Realty LLC</div>	Single Family	3/1	1,000	0.35 acres	1971	12/28/2025 13 days	\$1,600 mo. \$2/sq ft